

July 12, 1938.

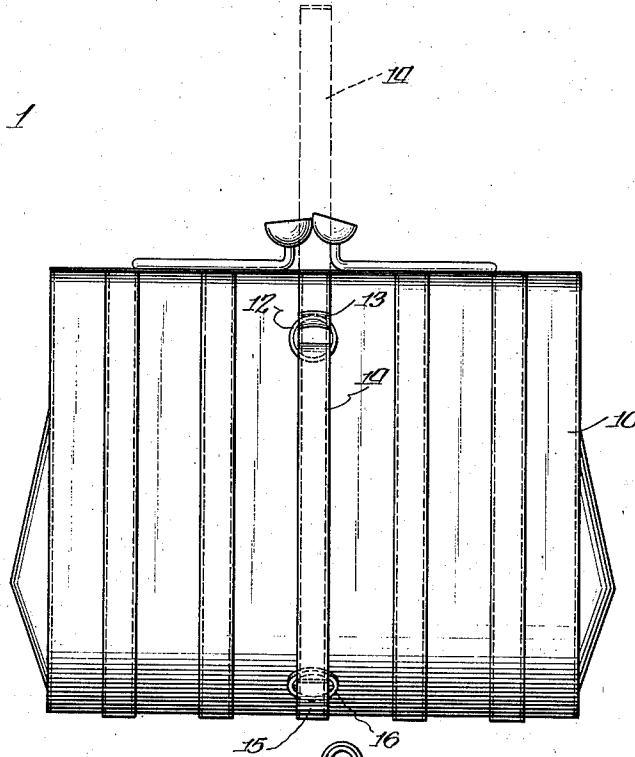
H. FELMANN

2,123,411

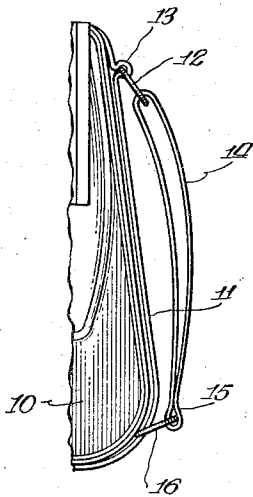
LADY'S HANDBAG

Filed May 26, 1937

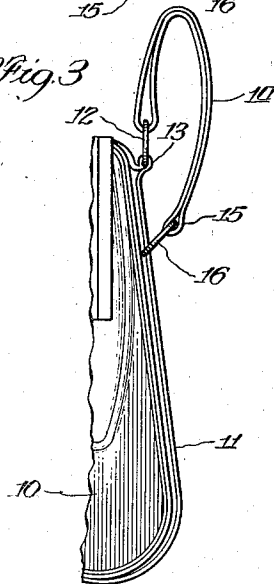
*Fig. 1*



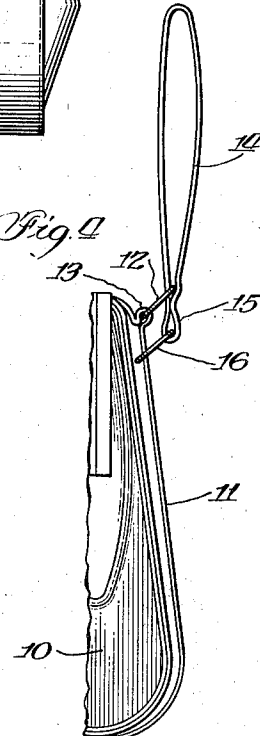
*Fig. 2*



*Fig. 3*



*Fig. 4*



Inventor:  
Henri Felmann.

By: *Brayton W. Richards*  
Attorney

## UNITED STATES PATENT OFFICE

2,123,411

## LADY'S HANDBAG

Henri Felmann, Chicago, Ill., assignor to Morris,  
Mann & Reilly, Inc., Chicago, Ill., a corporation  
of Illinois

Application May 26, 1937, Serial No. 144,879

2 Claims. (Cl. 150—33)

The invention relates to improvements in ladies' handbags and has for its primary object the provision of an improved handle arrangement therefor which is of simple construction and highly efficient in use.

Another object of the invention is the provision of an improved handle arrangement for ladies' handbags which may be readily adjusted for different manners and positions of use.

Other objects will appear hereinafter.

The invention consists in the combinations and arrangements of parts hereinafter described and claimed.

The invention will be best understood by reference to the accompanying drawing forming a part of this specification and in which

Fig. 1 is a rear elevation of a lady's handbag equipped with a handle arrangement embodying the invention;

Fig. 2 a partial end view of the same;

Fig. 3 a view similar to Fig. 2 but showing the handle arrangement adjusted for one position of use; and

Fig. 4 a view similar to Fig. 3 but showing the handle arrangement adjusted for another position of use.

The embodiment of the invention illustrated in the drawing comprises a handbag 10 which may be of any usual or desired construction. A flexible strap-like handle member 11 is arranged vertically on the rear side of the said handbag being secured thereto at top and bottom but free therefrom at intermediate points, as indicated. At its top the handle member 11 carries a metal ring 12 secured thereto by means of an eye 13 formed in the strap 11.

A supplemental handle member 14 formed from a flexible strap looped as shown to slide through the ring 12 is provided at its bottom with an eye 15 carrying a ring 16 slidable on the strap 11.

By this construction, a handle arrangement is provided for the handbag 10 which is capable of use in a number of different positions. In Fig. 2, the supplemental handle member 14 is shown as retracted or depressed in which position the han-

dle member 11 may be employed for the purpose, the hand readily grasping both of the handle members. If and when desired the loop 14 may be folded and extended slightly above the top of the handbag for use of the supplemental handle member 14 in that position. Or, if desired the handle member 14 may be extended substantially fully above the top of the handbag and used in that position as illustrated in Fig. 4. Thus a handle arrangement is provided which will permit of use in a number of different positions as desired.

While I have illustrated and described the preferred form of construction for carrying the invention into effect, this is capable of variation and modification without departing from the spirit of the invention. I therefore do not wish to be limited to the precise details disclosed, but desire to avail myself of such variations and modifications as fall within the scope of the appended claims.

I claim:

1. The combination with a handbag of a substantially vertical strap-like handle member secured thereto at top and bottom but free therefrom at intermediate points; a ring secured to the upper portion of said handle member; a supplemental handle member in the form of a loop slidably engaging through the ring on said first mentioned handle member; and a ring secured to the bottom of said supplemental handle member and slidably engaging said first mentioned handle member.

2. The combination with a handbag of a substantially vertical strap-like member secured thereto at top and bottom but free therefrom at intermediate points; a supplemental handle member in the form of a loop; a securing member at the upper portion of said handle member and having a slidable connection with said loop; and a securing member at the bottom of said supplemental handle member and having a slidable connection with said first mentioned handle member.

HENRI FELMANN. 45