US00D994587S

(12) United States Design Patent

Nakasato

(10) Patent No.: US D994,587 S
(45) Date of Patent: ** Aug. 8, 2023

(54) **TIRE TREAD**

(71) Applicant: **BRIDGESTONE CORPORATION**, Tokyo (JP)

(72) Inventor: **Reo Nakasato**, Tokyo (JP)

(73) Assignee: **BRIDGESTONE CORPORATION**, Tokyo (JP)

(**) Term: **15 Years**

(21) Appl. No.: **29/779,336**

(22) Filed: **Apr. 19, 2021**

(30) **Foreign Application Priority Data**

Oct. 28, 2020 (JP) ..... 2020-023273 D

(51) **LOC (14) Cl.** **12-15**

(52) **U.S. Cl.**
USPC **D12/566**; D12/501; D12/513

(58) **Field of Classification Search**
USPC D12/566, 500, 501, 502, 505, 506, 507, D12/508, 510, 513, 522, 533, 535, 536, D12/539, 545, 549, 563, 605; D21/432, D21/424, 563
CPC Y10T 152/10027; B60C 1/0016; B60C 11/0306
See application file for complete search history.

(56) **References Cited**

U.S. PATENT DOCUMENTS

D379,448 S * 5/1997 Graas D12/566
D451,452 S * 12/2001 Welbes D12/567
D528,969 S * 9/2006 Hubbell D12/528
D583,754 S 12/2008 Le et al.
(Continued)

FOREIGN PATENT DOCUMENTS

EM 002449918-0001 4/2014
JP D1434171 S 2/2012
(Continued)

OTHER PUBLICATIONS

"Nexen Winguard Winspike 3 Winter Tire—215/55R16 97T" amazon.com, post Published Sep. 1, 2022. Retrieved Feb. 1, 2023. Available online at URL:https://www.amazon.com/dp/B0BCR6G2PJ/ref=sspa_dk_detail_4?pd_rd_i=B0BCR6G2PJ&pd_rd_w=L6FxC&content-id=amzn1.sym.bff6e147-54ad-4 (Year: 2022).*

Primary Examiner — Christian P. McLean
Assistant Examiner — Jessica Lynn Devilbiss
(74) *Attorney, Agent, or Firm* — Kenja IP Law PC

(57) **CLAIM**

The ornamental design for a tire tread, as shown and described.

DESCRIPTION

FIG. **1** is a front perspective view of a tire tread showing my new design;
FIG. **2** is a front view thereof, the back view being a mirror image thereof;
FIG. **3** is a top plan view thereof, the bottom view being identical;
FIG. **4** is a right side view thereof;
FIG. **5** is a left side view thereof;
FIG. **6** is a fragmentary enlarged front view thereof;
FIG. **7** is a cross-section view taken along line **7-7** in FIG. **6**;
FIG. **8** is a cross-section view taken along line **8-8** in FIG. **6**; and,
FIG. **9** is a cross-section view taken along line **9-9** in FIG. **6**.
Broken lines show environmental portions of a tire that are not being claimed, and form no part of the claimed design. The light stippled surface shading represents the surface of the tire tread, and the dark stippled surface shading represents the recessed portion of the tread grooves, having the depth as shown in FIGS. **7**, **8** and **9**.

1 Claim, 9 Drawing Sheets

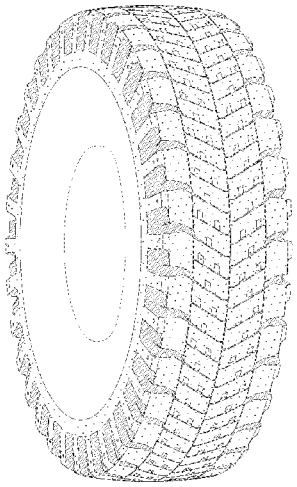

(56) **References Cited**

U.S. PATENT DOCUMENTS

D662,874	S		7/2012	Koyanagi	
D686,562	S		7/2013	Koyanagi	
D735,641	S		8/2015	Hasegawa	
D745,450	S		12/2015	Bardin et al.	
D746,219	S		12/2015	Bardin et al.	
D761,719	S	*	7/2016	Hironaka	D12/564
D761,720	S		7/2016	Hironaka et al.	
D782,961	S		4/2017	Hasegawa	
D864,845	S	*	10/2019	Djabour	B60C 11/12 D12/563
D873,761	S	*	1/2020	Kubota	D12/564
D939,428	S	*	12/2021	Bosse	D12/564

FOREIGN PATENT DOCUMENTS

JP	D1434173	S	2/2012
JP	D1510097	S	10/2014
JP	D1510098	S	10/2014
JP	D1477140	S	8/2015
JP	D1540658	S	12/2015
JP	D1462778	S	2/2016
JP	D1463251	S	2/2016
JP	D1463252	S	2/2016
JP	D1560004	S	10/2016
JP	D1600978	S	4/2018
JP	D1641857	S	9/2019
WO	DM099720		8/2018

* cited by examiner

FIG. 1

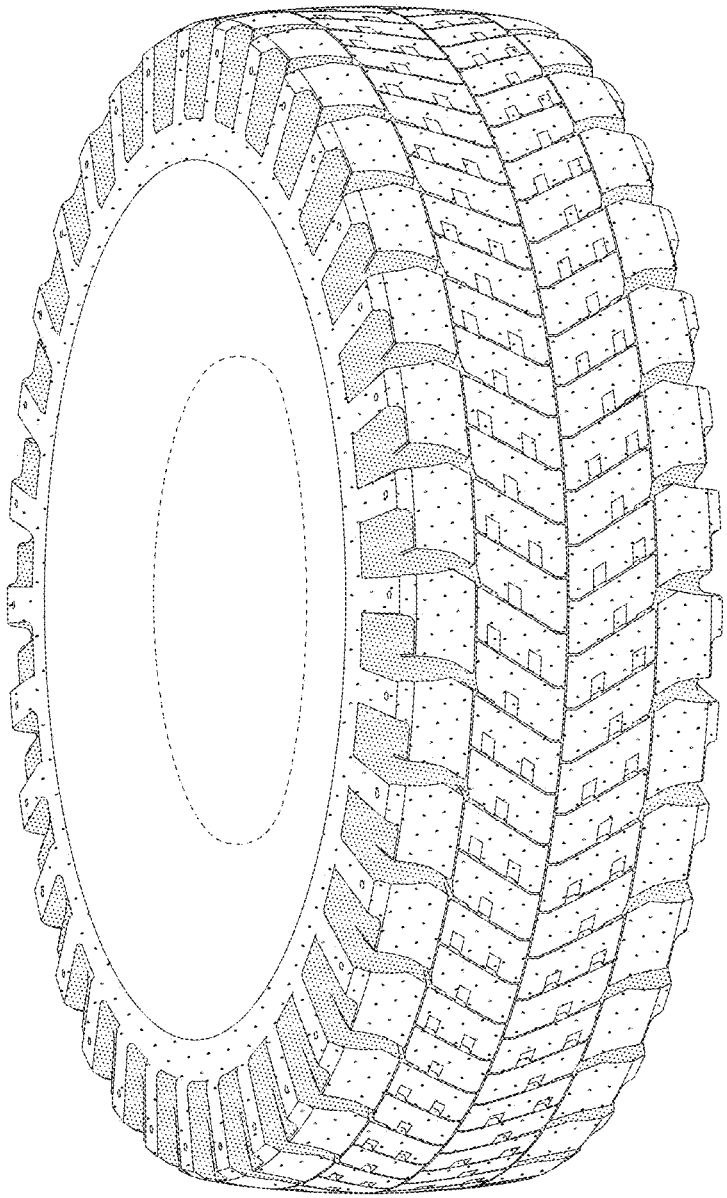

FIG. 2

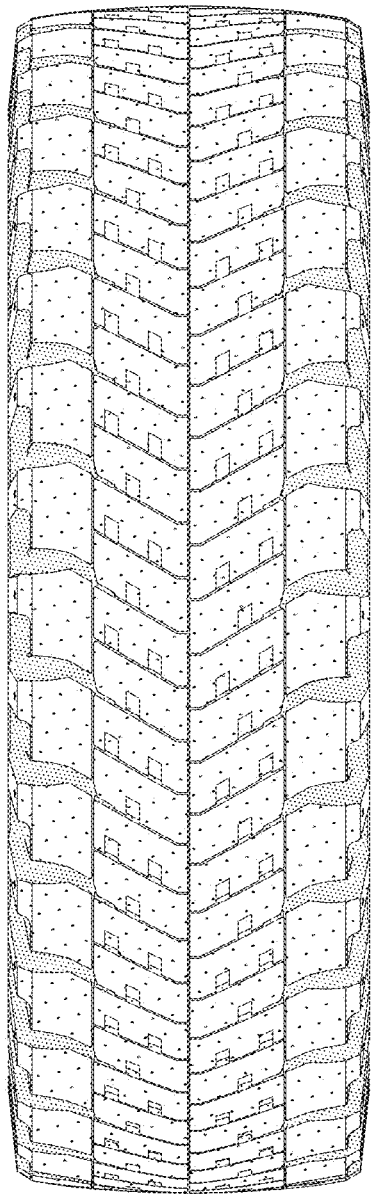

FIG. 3

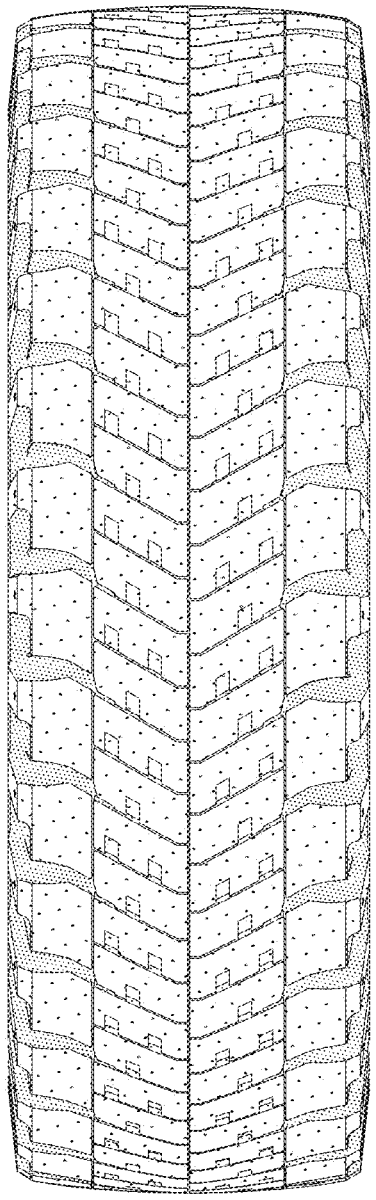

FIG. 4

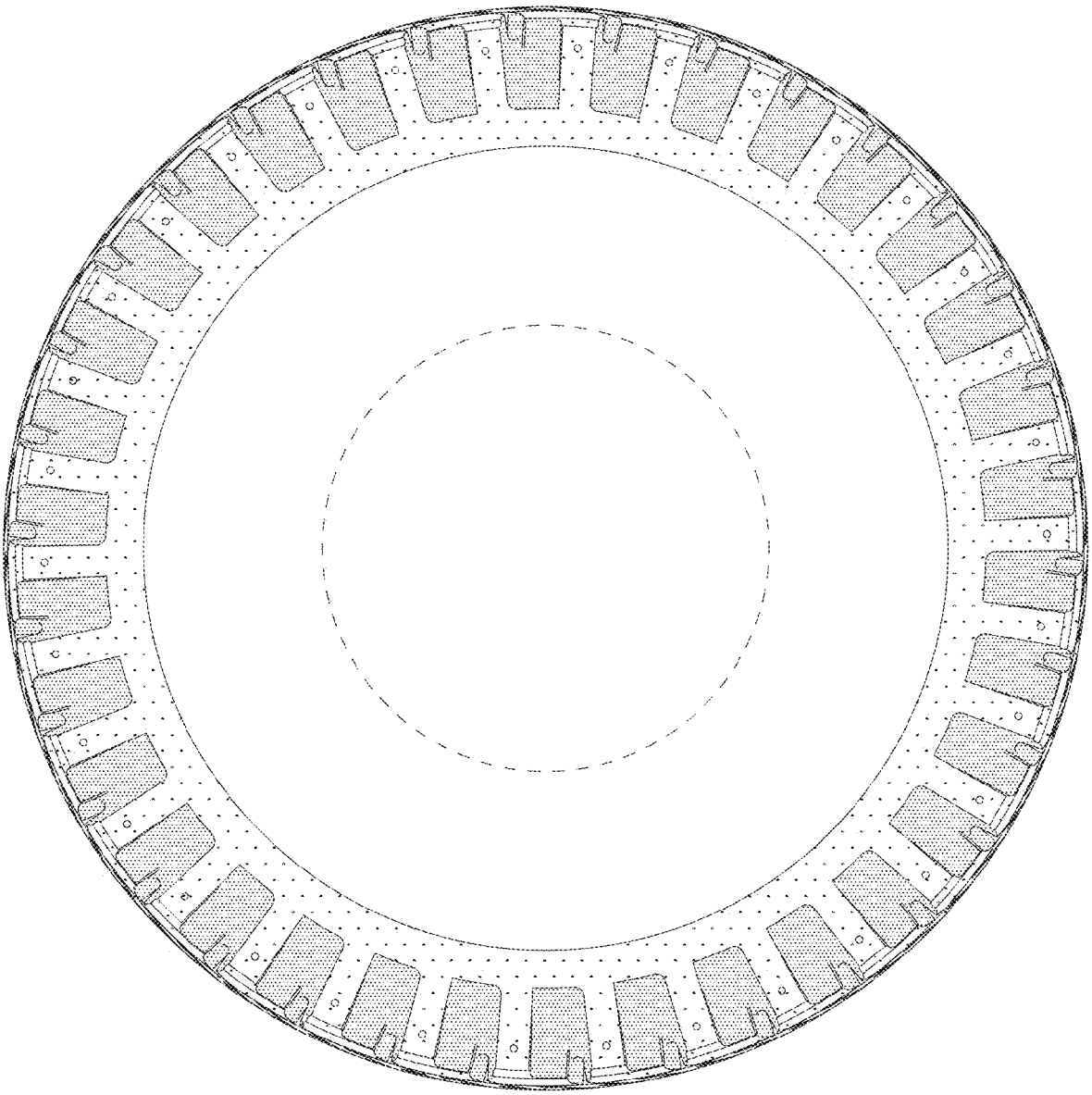

FIG. 5

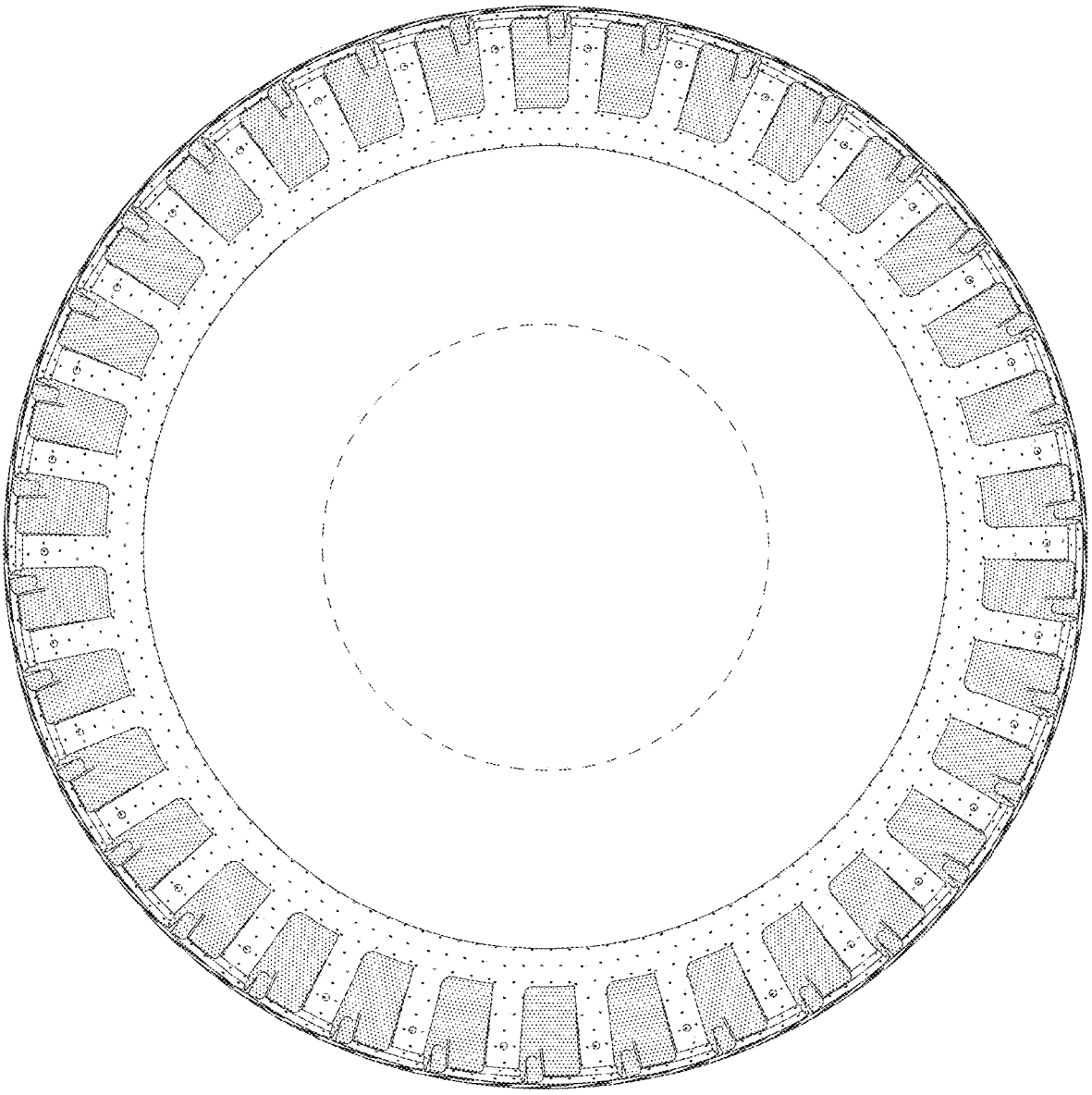

FIG. 6

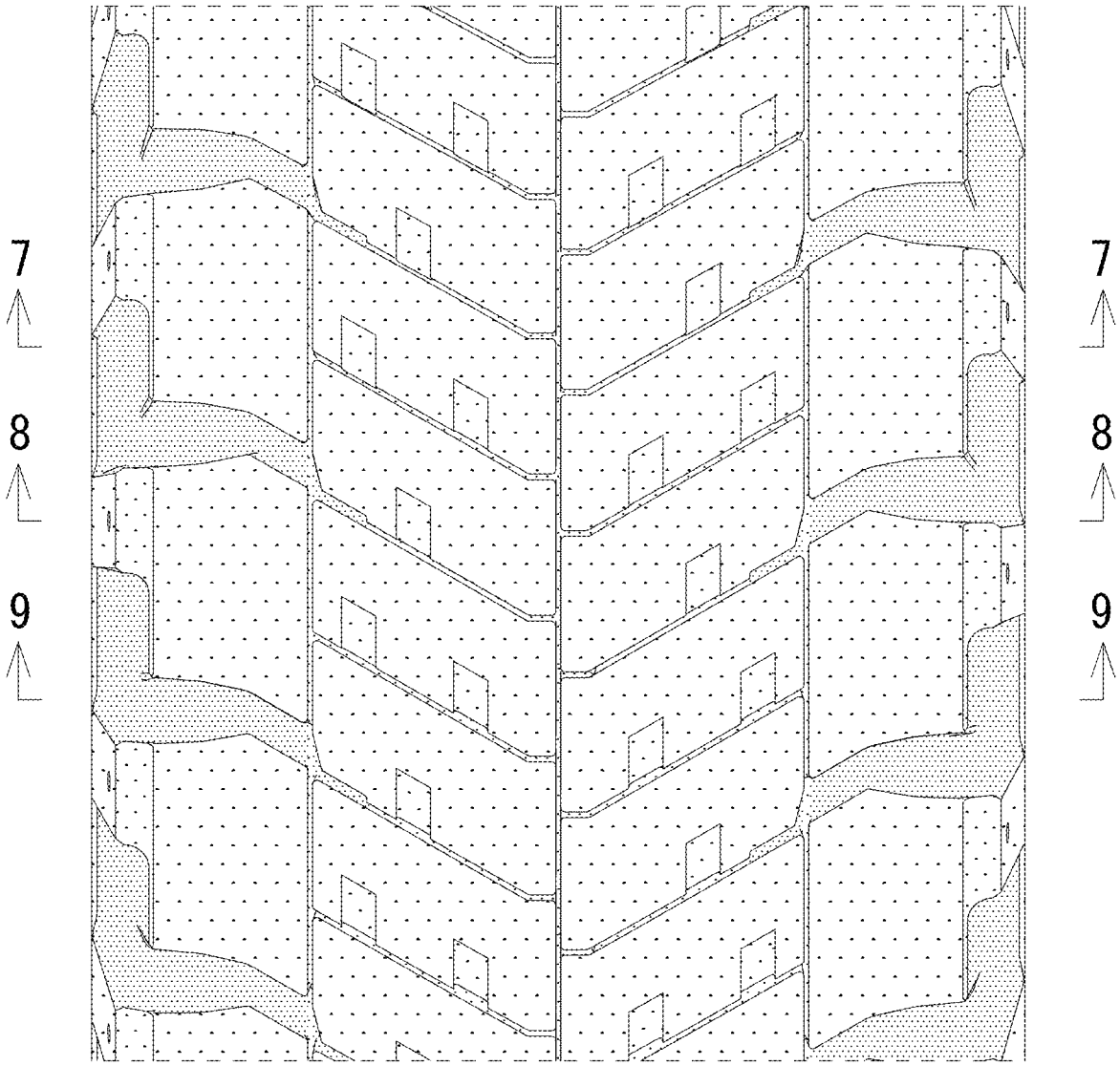

FIG. 7

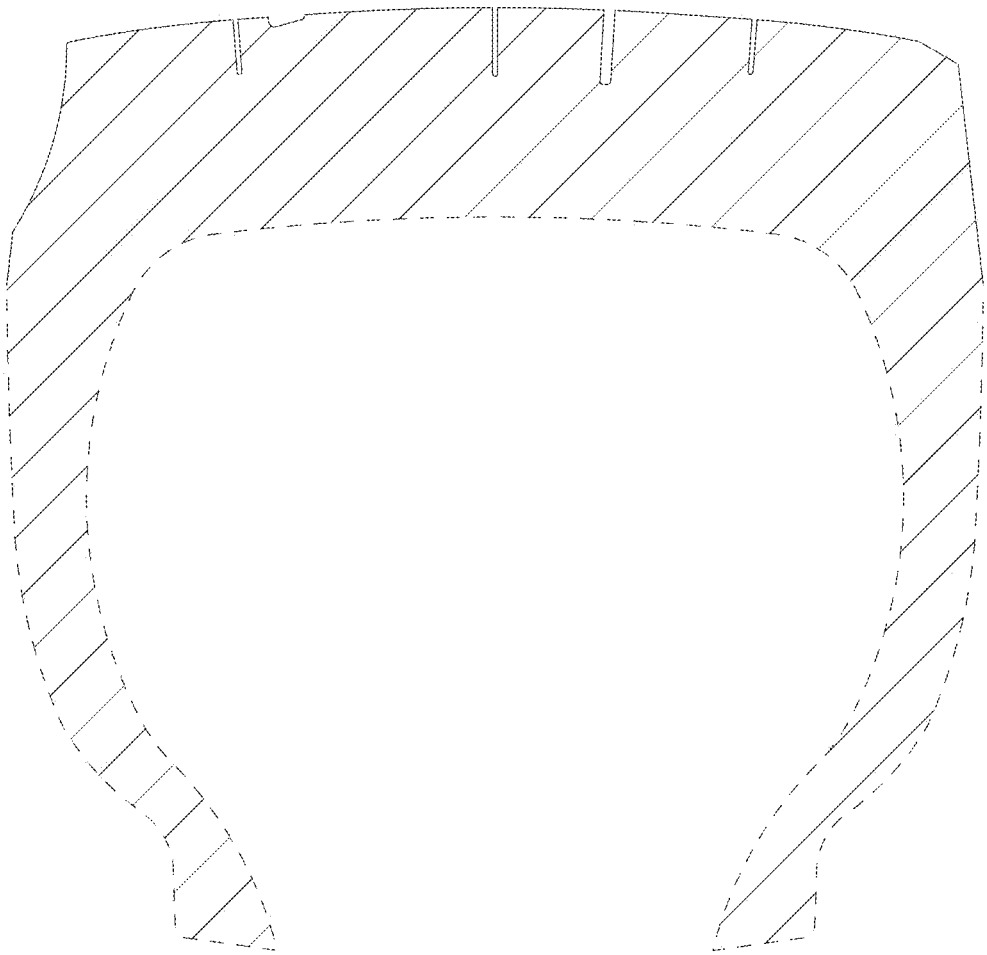

FIG. 8

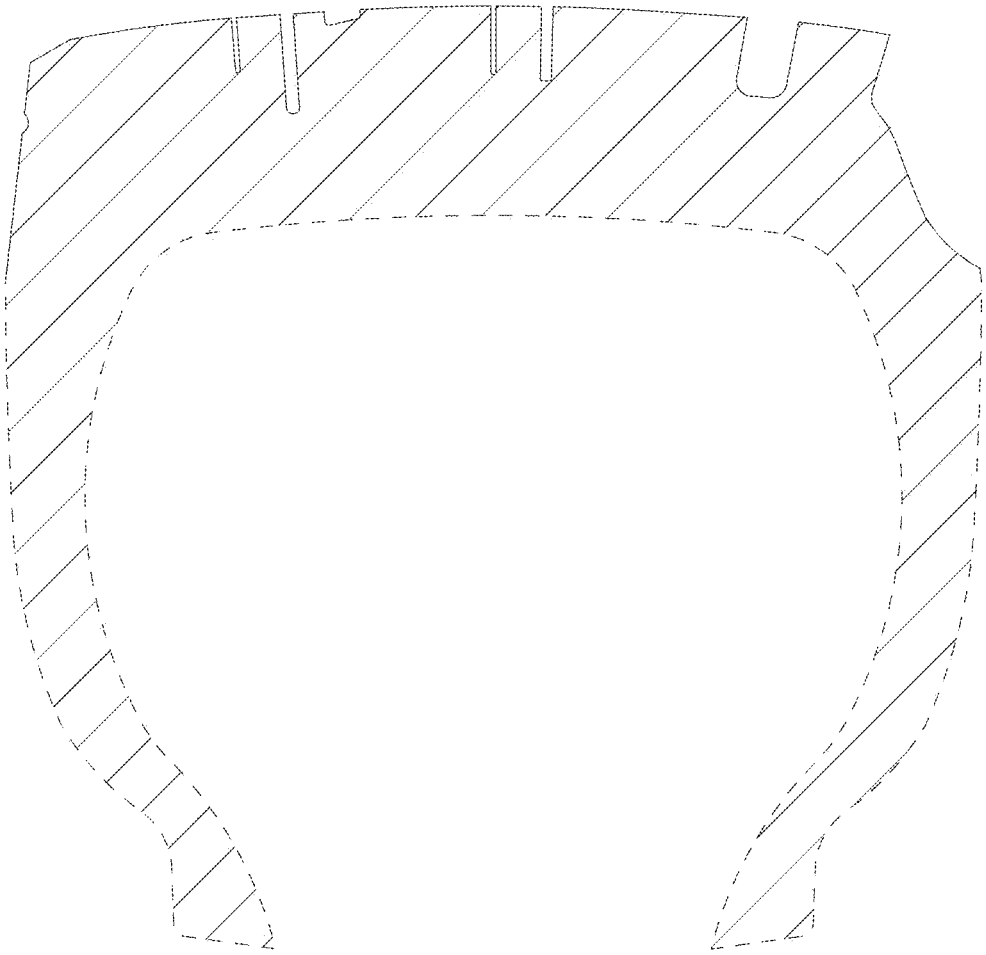
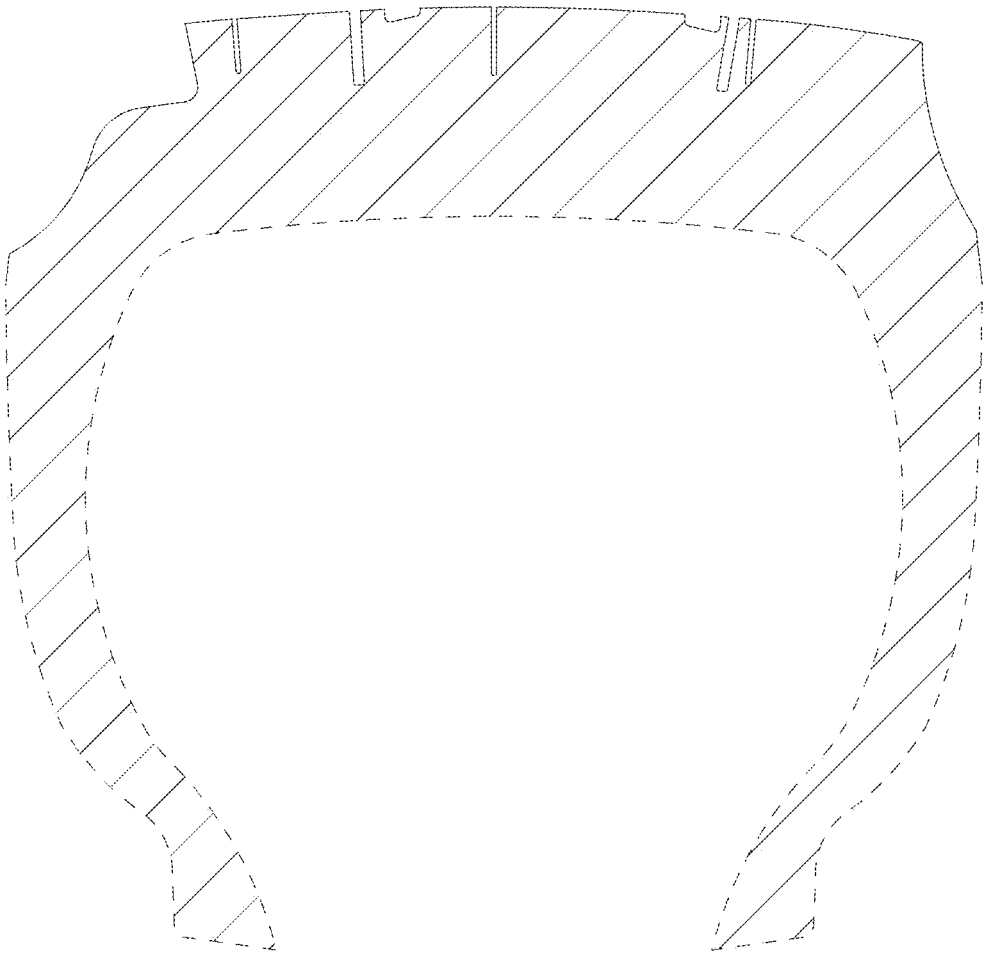
FIG. 9