

**(12) STANDARD PATENT**  
**(19) AUSTRALIAN PATENT OFFICE**

(11) Application No. **AU 2005267738 B2**

(54) Title  
**A gastric retained dosage form of gabapentin**

(51) International Patent Classification(s)  
**A61K 31/195** (2006.01)                      **A61P 25/08** (2006.01)  
**A61K 9/22** (2006.01)                      **A61P 25/14** (2006.01)  
**A61P 25/02** (2006.01)                      **A61P 25/18** (2006.01)  
**A61P 25/06** (2006.01)

(21) Application No: **2005267738**                      (22) Date of Filing: **2005.07.29**

(87) WIPO No: **WO06/015294**

(30) Priority Data

(31) Number	(32) Date	(33) Country
<b>10/903,879</b>	<b>2004.07.30</b>	<b>US</b>

(43) Publication Date: **2006.02.09**

(44) Accepted Journal Date: **2011.01.27**

(71) Applicant(s)  
**DepoMed, Inc.**

(72) Inventor(s)  
**Hou, Sui, Yuen Eddie; Berner, Bret; Gusler, Gloria M.**

(74) Agent / Attorney  
**FB Rice & Co, Level 23 44 Market Street, Sydney, NSW, 2000**

(56) Related Art  
**WO 2003/002151**  
**WO 2003/035040**

(19) World Intellectual Property Organization  
International Bureau



(43) International Publication Date  
9 February 2006 (09.02.2006)

PCT

(10) International Publication Number  
**WO 2006/015294 A1**

(51) International Patent Classification<sup>7</sup>: **A61K 31/195**,  
9/22, A61P 25/08, 25/18, 25/14, 25/06, 25/02

[US/US]; 20671 McClellan Road, Cupertino, CA 95014 (US).

(21) International Application Number:  
PCT/US2005/027170

(74) Agents: **SCHNEIDER, Carol, A.** et al.; REED INTELLECTUAL PROPERTY LAW GROUP, 1400 Page Mill Road, Palo Alto, CA 94304-1124 (US).

(22) International Filing Date: 29 July 2005 (29.07.2005)

(81) Designated States (unless otherwise indicated, for every kind of national protection available): AE, AG, AL, AM, AT, AU, AZ, BA, BB, BG, BR, BW, BY, BZ, CA, CH, CN, CO, CR, CU, CZ, DE, DK, DM, DZ, EC, EE, EG, ES, FI, GB, GD, GE, GH, GM, HR, HU, ID, IL, IN, IS, JP, KE, KG, KM, KP, KR, KZ, LC, LK, LR, LS, LT, LU, LV, MA, MD, MG, MK, MN, MW, MX, MZ, NA, NG, NI, NO, NZ, OM, PG, PH, PL, PT, RO, RU, SC, SD, SE, SG, SK, SL, SM, SY, TJ, TM, TN, TR, TT, TZ, UA, UG, US, UZ, VC, VN, YU, ZA, ZM, ZW.

(25) Filing Language: English

(26) Publication Language: English

(30) Priority Data:  
10/903,879 30 July 2004 (30.07.2004) US

(71) Applicant (for all designated States except US): **DE-POMED, INC.** [US/US]; 1360 O'Brien Drive, Menlo Park, CA 94025 (US).

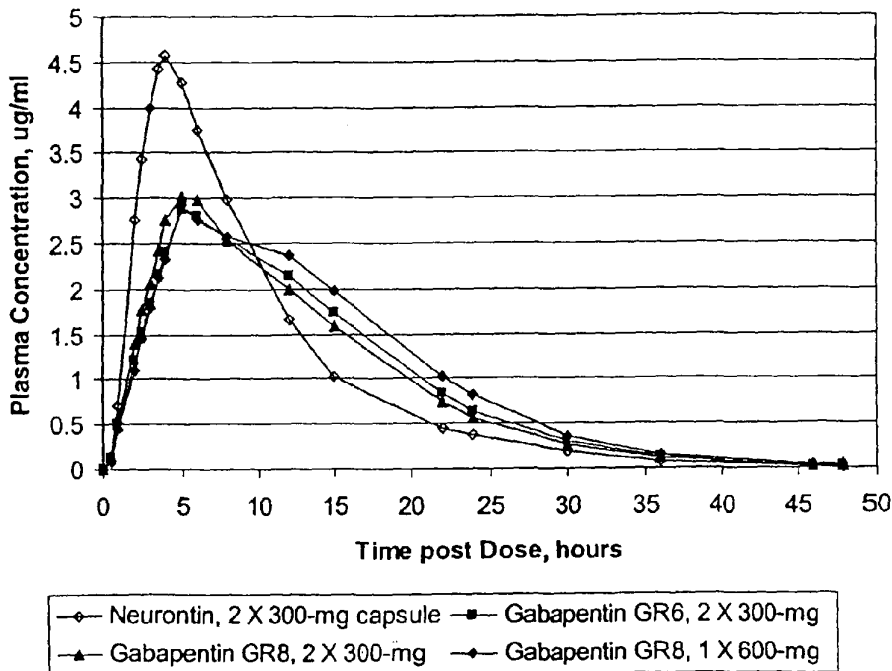
(72) Inventors; and

(75) Inventors/Applicants (for US only): **BERNER, Bret** [US/US]; 37 Alameda Avenue, Half Moon Bay, CA 94019 (US). **HOU, Sui, Yuen, Eddie** [US/US]; 380 Chad Street, Foster City, CA 94404 (US). **GUSLER, Gloria, M.**

(84) Designated States (unless otherwise indicated, for every kind of regional protection available): ARIPO (BW, GH, GM, KE, LS, MW, MZ, NA, SD, SL, SZ, TZ, UG, ZM, ZW), Eurasian (AM, AZ, BY, KG, KZ, MD, RU, TJ, TM), European (AT, BE, BG, CH, CY, CZ, DE, DK, EE, ES, FI, FR, GB, GR, HU, IE, IS, IT, LT, LU, LV, MC, NL, PL, PT,

[Continued on next page]

(54) Title: A GASTRIC RETAINED DOSAGE FORM OF GABAPENTIN



(57) Abstract: A method of treatment for epilepsy and other disease states is described, which comprises the delivery of gabapentin in a gastric retained dosage form. Further, an extended release oral dosage form for releasing gabapentin into the stomach, duodenum and small intestine of the mammal, comprising a core comprising at least 800 mg of gabapentin, surrounded by a semipermeable membrane is described.

WO 2006/015294 A1



RO, SE, SI, SK, TR), OAPI (BF, BJ, CF, CG, CI, CM, GA, GN, GQ, GW, ML, MR, NE, SN, TD, TG).

*For two-letter codes and other abbreviations, refer to the "Guidance Notes on Codes and Abbreviations" appearing at the beginning of each regular issue of the PCT Gazette.*

**Published:**

— *with international search report*

**METHODS OF TREATMENT USING**  
**A GASTRIC RETAINED GABAPENTIN DOSAGE**

FIELD OF THE INVENTION

[0001] The present invention relates to the use of gabapentin in a gastric retained dosage form. More specifically, the invention relates to the use of such dosage form to treat epilepsy and other disease states.

BACKGROUND ART

[0002] Gabapentin (1-(aminomethyl)cyclohexane acetic acid) is an anti-epileptic drug that is currently available in 100 mg, 300 mg and 400 mg hard shell capsule as well as 600 mg and 800 mg tablet dosage forms, with recommended dosing of 900 mg to 1800 mg total daily dose in three divided dosages. The oral bioavailability is dose-dependent, with approximately 60% bioavailability for a dose in the range of 300-400 mg, but with only 35% bioavailability for a dose of 1600 mg (Bourgeois, *Epilepsia* 36 (Suppl. 5):S1-S7 (1995); Gram, *Epilepsia* 37 (Suppl. 6):S12-S16 (1996)). The decrease in bioavailability with dose has been attributed to carrier-mediated absorption (Stewart, et al., *Pharmaceutical Research* 10(2):276-281 (1993).

[0003] In early work with rats, Vollmer, et al., *Arzneim-Forsch/Drug Research* 36(1, Nr. 5):781-892 (1986) found that the absorption site for gabapentin was the duodenum. The absorption of gabapentin occurs relatively slowly with the peak plasma concentration occurring approximately 2-6 hours after dosing (Bourgeois, supra). The elimination of gabapentin is exclusively through renal pathways (Chadwick; *The Lancet* 343:89-91 (1994); Vollmer, supra; Thomson, et al., *Clin. Pharmacokinet.* 23(3):216-230 (1992); and Riva, et al., *Clin. Pharmacokinet.* 31(6):470-493 (1996)) with reported half-lives of 5-7 hours (Chadwick, supra) and 6-7 hours (Gram, supra).

[0004] A once- or twice-daily dosage form of gabapentin would be expected to improve compliance and therefore a controlled release dosage form has some distinct advantages over the conventional immediate release formulations. In addition, a controlled release dosage form would lower the maximum plasma concentration, and this may result in reduced side effects. Since gabapentin is absorbed high in the gastrointestinal tract, by means of a saturable transport mechanism, a gastric retained dosage form is particularly beneficial for delivery of gabapentin since the dosage form would be able to keep the drug in the region of absorption

and show improved bioavailability by virtue of the slower release rate that avoids saturation of the carrier mediated transport of conventional dosages.

[0005] Osmotic dosage forms have been described for delivery of gabapentin prodrugs. U.S. Patent No. 6,683,112 to Chen et al. describes sustained release formulations that deliver gabapentin prodrugs by means of the push-pull osmotic pump system described in U.S. Pat. No. 4,612,008 to Wong et al. This system however, is not a gastric retained dosage form and would be expected to deliver the drug with poor bioavailability.

[0005A] Any discussion of documents, acts, materials, devices, articles or the like which has been included in the present specification is not to be taken as an admission that any or all of these matters form part of the prior art base or were common general knowledge in the field relevant to the present invention as it existed before the priority date of each claim of this application.

[0005B] Throughout this specification the word "comprise", or variations such as "comprises" or "comprising", will be understood to imply the inclusion of a stated element, integer or step, or group of elements, integers or steps, but not the exclusion of any other element, integer or step, or group of elements, integers or steps.

#### DISCLOSURE OF THE INVENTION

[0006] One aspect of the invention relates to an extended release oral drug dosage form for releasing gabapentin into the stomach, duodenum and small intestine of the mammal, comprising: a core comprising at least 800 mg of gabapentin, and a semipermeable membrane surrounding the core, the semipermeable membrane comprising a plasticizer and being permeable to a fluid in an environment of use and substantially impermeable to unsolubilized gabapentin,

wherein the dosage form is of sufficient size to achieve retention in the stomach in a fed mode for a period of at least about 5 hours, and wherein at least about 80 wt% of the gabapentin is released from the dosage form in about 5-13 hours via controlled release through the semipermeable membrane.

[0007] Yet another aspect of the invention relates to a method of treating neuropathic pain comprising administering a therapeutically effective amount of gabapentin or a pharmaceutically acceptable salt thereof, in a gastric retained dosage form to a mammal in need of such treatment.

[0008] Still another aspect of the invention relates to an improved method of administering a therapeutically effective amount of gabapentin to a patient in need thereof, the improvement comprising administering gabapentin or a pharmaceutically acceptable salt thereof, in a gastric retained dosage form.

[0009] Yet another aspect of the invention pertains to an extended release oral drug dosage form for releasing gabapentin into the stomach, duodenum and small intestine of the mammal, comprising a core comprising at least 800 mg of gabapentin, surrounded by a semipermeable membrane or coating, which can be porous or non-porous.

BRIEF DESCRIPTION OF THE DRAWINGS

[0010] FIG. 1 illustrates the dissolution profiles for three GR<sup>TM</sup> formulations.

[0011] FIG. 2 illustrates the average plasma profile of three GR<sup>TM</sup> formulations and Neurontin®.

DETAILED DESCRIPTION OF THE INVENTION

[0012] The invention relates to a method of treating a disease state, such as epilepsy, by administering gabapentin in a once- or twice-daily gastric retained dosage form. The gastric retained dosage form is particularly beneficial for delivery of gabapentin due to its prolonged transit in the upper gastrointestinal tract, which allows the drug to be absorbed adequately in the preferred region of absorption. In addition, a gastric retained dosage form increases the  $t_{\max}$  and allows for a smoother, more prolonged anti-spasmodic effect. This dosage form also lowers the  $C_{\max}$  and may result in reduced incidence and/or severity of CNS side effects of the drug, such as somnolence, ataxia, fatigue and dizziness.

A. METHOD OF TREATMENT

[0013] The instant invention is a method of treating a disease state comprising administering a therapeutically effective amount of gabapentin, or a pharmaceutically acceptable salt thereof, once- or twice-daily in a gastric retained dosage form to a mammal in need of such treatment. As used herein, the term "treating" covers treating the specified disease in a mammal, particularly a human, and includes: (i) preventing the disease from occurring in a subject which may be predisposed to the disease but has not yet been diagnosed as having it; (ii) inhibiting the disease, i.e. arresting its development; or (iii) relieving the disease, i.e. causing regression of the disease.

[0014] One embodiment of the invention relates to an improved method of administering a therapeutically effective amount of gabapentin to a patient in need thereof, the improvement comprising administering gabapentin or a pharmaceutically acceptable salt thereof, in a gastric retained dosage form.

[0015] Other embodiments of the invention relate to methods of treating specific disease states comprising administering a therapeutically effective amount of gabapentin or a pharmaceutically acceptable salt thereof, in a gastric retained dosage form to a mammal in need of such treatment. Such methods find utility in treating numerous disease states that are currently being treated with conventional immediate release formulations of gabapentin and include, by way of illustration and not limitation, epilepsy; neuropathic pain; psychiatric disorders such as bipolar disorder and panic disorder; movement disorders such as restless leg syndrome, periodic movement disorder of sleep, essential tremor and acquired nystagmus; and prophylaxis of migraine headaches.

[0016] The invention also contemplates administering one or more additional therapeutic agents with the gabapentin treatment. The selection of these additional therapeutic agents will depend upon the specific disease state being treated, and are described in detail below.

B. ACTIVE INGREDIENT

[0017] The active ingredient in the method of the invention is gabapentin. Gabapentin is preferably used in the free amphoteric form. Pharmaceutically acceptable salt forms that retain the biological effectiveness and properties of gabapentin and are not biologically or otherwise undesirable can also be used and may show superior bioavailability. As used herein, the term "gabapentin" is intended to include the agent itself, as well as its pharmaceutically acceptable salts.

[0018] Pharmaceutically acceptable salts may be amphoteric and may be present in the form of internal salts. Gabapentin may form acid addition salts and salts with bases. Exemplary acids that can be used to form such salts include, by way of example and not limitation, mineral acids such as hydrochloric, hydrobromic, sulfuric or phosphoric acid or organic acids such as organic sulfonic acids and organic carboxylic acids. Salts formed with inorganic bases include, for example, the sodium, potassium, lithium, ammonium, calcium, and magnesium salts. Salts derived from organic bases include, for example, the salts of primary, secondary and tertiary amines, substituted amines including naturally-occurring substituted amines, and cyclic amines, including isopropylamine, trimethylamine, diethylamine, triethylamine, tripropylamine, ethanolamine, 2-dimethyl aminoethanol, tromethamine, lysine, arginine, histidine, caffeine, procaine, hydrabamine, choline, betaine, ethylenediamine, glucosamine, N-alkylglucamines, theobromine, purines, piperazine, piperidine, N-ethylpiperidine, fumarate, maleate, succinate, acetate and oxalate.

C. ADDITIONAL THERAPEUTIC AGENTS

[0019] The methods of the invention also contemplate the addition of one or more therapeutic agents with the gabapentin treatment.

[0020] For those embodiments of the invention where the gabapentin gastric retained dosage form is administered to treat epilepsy, such additional therapeutic agents can be other anti-epileptics or anticonvulsants, which include, by way of illustration and not limitation, hydantoins, iminostilbenes, valproates, phenyltriazines, barbiturates, deoxybarbiturates,

benzodiazepines and carbamates. Such additional agents are preferably hydantoins, iminostilbenes, valproates or phenyltriazines.

**[0021]** The following examples of compounds within each of these classes is intended to be illustrative and not limiting in any manner. Examples of suitable hydantoin anticonvulsants include ethosin, fosphenytoin, mephenytoin, and, preferably, phenytoin. An examples of a suitable iminostilbene is carbamazepine. Examples of suitable valproates include valproic acid and sodium valproate. An exemplary suitable phenyltriazine is lamotrigene. A suitable barbiturate is phenobarbital and an exemplary deoxybarbiturate is primidone. An example of a suitable benzodiazepine is clorazepate. A suitable carbamate is felbamate.

**[0022]** For those embodiments of the invention where the gabapentin gastric retained dosage form is administered to treat neuropathic pain, such additional therapeutic agents can be selected from the group consisting of other anticonvulsants, tricyclic antidepressants, levadopa, and opioids.

**[0023]** The following examples of compounds within each of these classes is intended to be illustrative and not limiting in any manner. Examples of suitable anticonvulsants include carbamazepine, phenytoin and lamotrigine. Suitable tricyclic antidepressants include amitriptyline, imipramine, clomipramine and desipramine. Examples of suitable opioids include oxycodone and tramadol.

**[0024]** For those embodiments of the invention where the gabapentin gastric retained dosage form is administered to treat psychiatric disorders, such additional therapeutic agents can be selected from the group consisting of lithium, carbamazepine, valproate, trifluoperazine, clonazepam, risperidone, lorazepam, venlafaxine, clozapine, olanzapine, benzodiazepines, neuroleptics, tricyclic antidepressants, selective serotonin reuptake inhibitor (SSRI's), bupropion, and nefadone.

**[0025]** For those embodiments of the invention where the gabapentin gastric retained dosage form is administered to treat bipolar disorder, such additional therapeutic agents can be selected from the group consisting of lithium, carbamazepine, valproate, trifluoperazine, clonazepam, risperidone, lorazepam, venlafaxine, clozapine, olanzapine, benzodiazepines, and neuroleptics.

**[0026]** For those embodiments of the invention where the gabapentin gastric retained dosage form is administered to treat depression, such additional therapeutic agents can be selected

from the group consisting of tri-cyclic anti-depressants, SSRI's, bupropion, venlaxatine, and nefadone.

[0027] For those embodiments of the invention where the gabapentin gastric retained dosage form is administered to treat manic disorders, such additional therapeutic agents can be selected from the group consisting of diazepam, and oxazepam.

[0028] For those embodiments of the invention where the gabapentin gastric retained dosage form is administered to treat movement disorders, such additional therapeutic agents can be selected from the group consisting of benzodiazepines, dopaminergic agents, and opiates, particularly levodopa/carbidopa and clonazepam.

[0029] For those embodiments of the invention where the gabapentin gastric retained dosage form is administered for prophylactic treatment of migraine headaches, such additional therapeutic agents can be selected from the group consisting of tricyclic antidepressants (amitriptyline, doxepin, imipramine, maprotiline, protriptyline, desipramine), SSRI (fluoxetine), triptane (sumatriptan, etc.), and ergotamine.

#### D. DOSAGE

[0030] In general, the term "therapeutically effective amount" refers to that amount which is sufficient to effect treatment, when administered to a mammal in need of such treatment. The therapeutically effective amount will vary depending on the subject being treated, the severity of the disease state and the manner of administration, and may be determined routinely by one of ordinary skill in the art.

[0031] In particular, for use in the treatment of epilepsy or neuropathic pain with a gastric retained dosage form, gabapentin may be used at doses appropriate for treating epilepsy or neuropathic pain with immediate release dosage forms. However, the gastric retained dosage form is designed to provide for bioavailability of gabapentin at a level greater than or equal to 80% (>80%) relative to an equal dose of an immediate release dosage form. Typically, the method of the invention will involve administering gabapentin on a once- or twice-daily basis for as long as the condition persists.

[0032] An effective dosage of gabapentin for the treatment of epilepsy is typically in the range of about 300-3600 mg/day, typically about 900-2400 mg/day, more typically about 900-1800 mg/day.

[0033] An effective dosage of gabapentin for the treatment of neuropathic pain is typically in the range of about 100-4800 mg/day, typically about 300-3600 mg/day, more typically about 900-2400 mg/day.

[0034] An effective dosage of gabapentin for the treatment of psychiatric disorders is typically in the range of about 100-4800 mg/day, more typically about 900-3600 mg/day.

[0035] An effective dosage of gabapentin for the treatment of movement disorders is typically in the range of about 100-4000 mg/day, typically about 200-2700 mg/day, more typically about 500-2700 mg/day.

[0036] An effective dosage of gabapentin for the prophylactic treatment of migraine headaches is typically in the range of about 200-4000 mg/day, typically about 500-3600 mg/day, more typically about 900-2400 mg/day.

#### E. DOSAGE REGIMEN

[0037] The methods of the invention provide a once- or twice-daily dose of the gabapentin gastric retained dosage form. The dosage can be administered at any time, but it is preferred that the dosage is administered at the same approximate time each day and in approximately 12 hour intervals for the duration of treatment. In addition, it is preferred that the gastric retained dosage form be taken with food, for example with the morning or evening meals.

[0038] Accordingly, in one embodiment of the invention, gabapentin is administered once-daily, for example, in the morning (e.g., upon rising or with the morning meal) or in the evening (e.g., with the evening meal or near bedtime).

[0039] In another embodiment of the invention, gabapentin is administered twice-daily, for example, with the first dose being in the morning (e.g., upon rising or with the morning meal) and the second dose being in the evening (e.g., with the evening meal or near bedtime).

[0040] In another aspect of the invention, the method of administering a therapeutically effective amount of gabapentin in a gastric retained dosage form further includes administering one or more additional therapeutic agents.

[0041] The additional therapeutic agents can be administered at the same time or at a different time than the administration of gabapentin, and will depend upon the nature of the disease being treated as well as the agent itself. For example, when the additional agent is another anti-epileptic, a twice-daily dose is sufficient and it may be administered at the same

time or at a different time than gabapentin. For purposes of facilitating patient compliance, administration of any of the aforementioned additional agents at the same time is preferred.

F. DOSAGE FORM

**[0042]** There are several drug delivery systems that are suitable for use in delivering gabapentin in the method of the invention as they are particularly tailored to be gastric-retained dosages, such as the swellable bilayer described by Franz, et al., U.S. Pat. No. 5,232,704; the multi-layer tablet with a band described by Wong, et al., U.S. Pat. No. 6,120,803; the membrane sac and gas generating agent described in Sinnreich, U.S. Pat. No. 4,996,058; the swellable, hydrophilic polymer system described in Shell, et al., U.S. Pat. No. 5,972,389 and Shell, et al., WO 9855107; all of which are incorporated herein by reference.

**[0043]** Of particular interest are gastric retained dosage forms that contain hydrophilic polymers that swell to a size such that the dosage form is retained in the fed mode. For example, the gastric retained dosage form can contain polymers with a high swelling capacity such as polyethylene oxide, hydroxyethylcellulose and hydroxypropylmethylcellulose. The polymers are preferably of a moderate to high molecular weight ( $4 \times 10^3$  to greater than  $10^7$ ) to enhance swelling and provide control of the release of gabapentin. In one embodiment of the invention, a hydroxypropylmethylcellulose polymer of such molecular weight is utilized so that the viscosity of a 1% aqueous solution is about 4000 cps to greater than 100,000 cps. An example of suitable polyethylene oxide polymers are those having molecular weights (viscosity average) on the order of 2-7 million. A typical dosage form should swell to approximately 115% of its original volume within one hour after administration, and at a later time should swell to a volume that is 130% or more of the original volume. Fillers, binders, lubricants and other additives may also be included in the gastric retained dosage form, such as are well known to those of skill in the art.

**[0044]** A typical dosage form would provide for a drug delivery profile such that gabapentin both on an in vivo and in vitro basis, is delivered for at least 5 hours, and typically over a time period of about 8-10 hours. In order to provide for sustained delivery, it is preferable that at least 40 wt % of gabapentin is retained in the dosage form after 1 hour, i.e., no more than 60 wt % of the drug is administered in the first hour. In addition, it may be desired to utilize a dosage form that provides for substantially all of the gabapentin to be delivered over the

intended duration, which is typically about 6-12 hours, where substantially all is taken to mean at least about 85 wt % of the gabapentin is administered.

**[0045]** In one embodiment of the invention, the gastric retained dosage form of gabapentin is a capsule dosage form that allows for the extended release of gabapentin in the stomach and comprises: (a) at least one component that expands on contact with gastric juice and contains an agent capable of releasing carbon dioxide or nitrogen, gabapentin or a pharmaceutically acceptable salt thereof; (b) at least one hydrophilic membrane in the form of a sachet which contains component (a), expands by inflation, floats on the aqueous phase in the stomach and is permeable to gastric juice and; (c) capsule dosage form which contains components (a) and (b) and which disintegrates without delay in the stomach under the action of gastric juice. Component (a) may also contain a pharmaceutically acceptable hydrophilic swelling agent such as lower alkyl ethers of cellulose, starches, water-soluble aliphatic or cyclic poly-N-vinylamides, polyvinyl alcohols, polyacrylates, polymethacrylates, polyethylene glycols and mixtures thereof, as well as other materials used in the manufacture of pharmaceutical dosage forms. Further details regarding an example of this type of dosage form can be found in Sinnreich, U.S. Pat. No. 4,996,058.

**[0046]** In another embodiment of the invention, the gastric retained dosage form of gabapentin is an extended release oral drug dosage form for releasing gabapentin into the stomach, duodenum and small intestine of a patient, and comprises: a single or a plurality of solid particles consisting of gabapentin or a pharmaceutically acceptable salt thereof dispersed within a polymer that (i) swells unrestrained dimensionally by imbibing water from gastric fluid to increase the size of the particles to promote gastric retention in the stomach of the patient in which the fed mode has been induced; (ii) gradually the gabapentin diffuses or the polymer erodes over a time period of hours, where the diffusion or erosion commences upon contact with the gastric fluid; and (iii) releases gabapentin to the stomach, duodenum and small intestine of the patient, as a result of the diffusion or polymeric erosion at a rate corresponding to the time period. Exemplary polymers include polyethylene oxides, alkyl substituted cellulose materials and combinations thereof, for example, high molecular weight polyethylene oxides and high molecular weight or viscosity hydroxypropylmethylcellulose materials. Further details regarding an example of this type of dosage form can be found in Shell, et al., U.S. Pat. No. 5,972,389 and Shell, et al., WO 9855107.

[0047] In yet another embodiment, a bi-layer tablet releases gabapentin to the upper gastrointestinal tract from an active containing layer, while the other layer is a swelling or floating layer. Details of this dosage may be found in Franz, et al., U.S. Pat. No. 5,232,704. This dosage form may be surrounded by a band of insoluble material as described by Wong, et al., U.S. Pat. No. 6,120,803.

[0048] Another embodiment of the invention uses a gastric retained swellable, sustained-release tablet having a matrix comprised of poly(ethylene oxide) and hydroxypropylmethylcellulose. This dosage form is illustrated in Example 1 and further details may be found in Gusler, et al., U.S. Patent Application Publication No. 20030104053.

[0049] Yet another embodiment of the invention relates to a dosage form that is formulated to have a large enough size so as to provide for prolonged transit in the upper gastrointestinal tract. Such tablets would contain at least 800 mg of gabapentin, typically 800-1600 mg. Typically such a dosage form will be a film coated dosage form or a capsule dosage form that allows for the controlled and extended release of gabapentin in the stomach. In a preferred embodiment, the dosage form is a drug-containing core surrounded by a controlled release film coating that provides for controlled or sustained drug release, i.e., continuous diffusion of drug from the core into the upper gastrointestinal tract.

[0050] Numerous materials useful for manufacturing these large-sized dosage forms are described in *Remington: The Science and Practice of Pharmacy*, 20<sup>th</sup> edition (Lippincott Williams & Wilkins, 2000) and Ansel et al., *Pharmaceutical Dosage Forms and Drug Delivery Systems*, 6<sup>th</sup> Ed. (Media, PA: Williams & Wilkins, 1995). Along with gabapentin, the core may contain pharmaceutically acceptable additives or excipients to facilitate manufacturing. These include binders (e.g., ethyl cellulose, gelatin, gums, polyethylene glycol, polyvinylpyrrolidone, polyvinylalcohol, starch, sugars, waxes), coloring agents, diluents (e.g., calcium sulfate, cellulose, dicalcium phosphate, kaolin, lactose, mannitol, microcrystalline cellulose, sodium chloride, sorbitol, starch, sucrose), flavoring agents, glidants (e.g., colloidal silicon dioxide, talc), and lubricants (e.g., calcium stearate, glyceryl behenate, hydrogenated vegetable oils, magnesium stearate, polyethylene glycol, sodium stearyl fumarate, stearic acid, stearyl behenate, talc). The core may also contain pharmaceutically acceptable additives or excipients that serve to provide desirable physical characteristics to the dosage form. These include sweeteners, polymers, waxes and solubility-retarding materials. These dosage forms can be made by techniques that are well established

in the art, including wet granulation, fluid-bed granulation, dry granulation, direct compression, and so forth.

[0051] The controlled release film coating can also be applied by techniques that are well established in the art, for example, by dissolving the material in an appropriate solvent such as acetone or methylene chloride and is then applying the coating to the dosage form core by molding, air spraying, dipping or brushing a solvent-based solution of the material onto the core. Materials suitable for use in controlled release film coatings include by way of illustration, and not limitation, mixtures of waxes such as beeswax and carnuba wax, shellac and zein, celluloses such as ethyl cellulose, acrylic resins, cellulose acetates including diacetates and triacetates and other cellulose esters, and silicone elastomers. Additional examples are set forth below.

[0052] Of particular interest are controlled release film coating materials that can form a semipermeable membrane or coating, which can be porous or non-porous, and which are permeable to external fluid, and substantially impermeable to the unsolubilized drug contained within the core. Typically, external fluids are aqueous fluids or biological fluids in the environment of use, such as the upper gastrointestinal tract. External fluid passes through the semipermeable membrane into the core, where it solubilizes the drug. The solubilized drug then moves from the core through the membrane into the gastrointestinal tract.

[0053] After application of the controlled release film coating to the core, a drying step is required and, then, a suitable exit means for the gabapentin must be formed through the semipermeable membrane. Depending on the properties of the gabapentin and other ingredients within the internal compartment and the desired release rate for the dosage form, one or more orifices for gabapentin delivery can be formed through the membrane by mechanical drilling, laser drilling, or the like. The orifice(s) may range in size from a single large orifice containing substantially an entire surface of the dosage form to one or more small orifices selectively located on the surface of the semipermeable membrane. One specific embodiment of a semipermeable membrane-coated core, is the elementary osmotic pump. The membrane is provided with one or more delivery orifices, e.g., pierced with a laser to create one or more delivery orifices. Fluid passing through the membrane into the core, generates an osmotic pressure that serves to "pump" the solubilized drug through the delivery orifice(s). See for example, U.S. Patent No. 3,845,770 to Theeuwes et al. and U.S. Patent No. 3,977,404 to Theeuwes.

[0054] The materials used in forming the semipermeable membrane can be substantially insoluble in the external fluid or they can erode after a predetermined period of time with erosion taking place at the end of the gabapentin release period. Suitable materials include, by way of illustration and not limitation: acetaldehyde dimethyl acetate and acetaldehyde dimethylcellulose acetate; agar acetate; alkylene oxide and alkyl glycidyl ether copolymers; amylose triacetate; beta glucan acetate and beta glucan triacetate; cellulosic materials, which include cellulose esters (e.g., mono-, di- and tricellulose acetates, cellulose acetate butyl sulfonate, cellulose acetate butyrate, cellulose acetate chloroacetate, cellulose acetate dimethylaminoacetate, cellulose acetate ethyl carbamate, cellulose acetate ethyl carbonate, cellulose acetate ethyl oxalate, cellulose acetate laurate, cellulose acetate methyl carbamate, cellulose acetate methyl sulfonate, cellulose acetate octate, cellulose acetate phthalate, cellulose acetate propionate, cellulose acetate succinate, cellulose acetate p-toluene sulfonate, cellulose acetate valerate, cellulose propionate, cellulose propionate succinate, dimethyl cellulose acetate, mono-, di- and tricellulose acrylates, mono-, di- and tricellulose alkanylates, mono, di and tricellulose aroylates, cellulose triacylates such as cellulose trilaurate, cellulose tripalmitate, cellulose trisuccinate and cellulose trivalerate, and cellulose diacylates such as cellulose dicaprylate, cellulose dioctanoate, cellulose dipalmitate, cellulose dipentanolate and cellulose disuccinate), cellulose ethers (e.g., ethyl cellulose, hydroxyethylcellulose, hydroxypropylcellulose, and methylcellulose), cellulose ester-ether polymers, mono-, di- and tricellulose acrylates, mono-, di- and tricellulose alkenylates; hydroxylated ethylene-vinyl acetate; perm-selective aromatic nitrogen containing polymeric membranes that exhibit water permeability and essentially no solute permeability; polyamides; polyalkylene oxides such as crosslinked and non-crosslinked polyethylene oxide; polyether and polyamide copolymers; polyglycolic acid and polylactic acid and derivatives thereof; polymeric epoxides; poly(methacrylate) copolymer salts such as poly(ammonium methacrylate) copolymer, poly(ammonium methacrylate) copolymer, poly(aminoalkyl methacrylate) copolymer, and (ethyl acrylate)-(methyl methacrylate)-[(trimethylammonium)-ethylmethacrylate] (1:2:0.2) copolymer; cross-linked poly(sodium styrene sulfonate); crosslinked polystyrenes; polyurethanes; polyvinyl alcohol; crosslinked poly(vinylbenzyltrimethyl ammonium chloride); polyvinyl chloride; poly(vinylmethyl ether) copolymers; polyvinylpyrrolidone; propylcarbamate; sulfonated polystyrenes; triacetate of locust gum bean; and so forth; and combinations thereof.

[0055] Preferred materials for use in forming the semipermeable membrane, include, by way of illustration and not limitation: cellulose esters, cellulose ethers, polyvinylpyrrolidone, polyvinyl alcohol, polyalkylene oxides, and combinations thereof.

[0056] The semipermeable membrane may also include one or more plasticizers, including: acetylated monoglycerides; dibutyl phthalate, diethyl phthalate, isopropyl phthalate, dimethyl phthalate, and dactyl phthalate; dibutyl sebacate and dimethyl sebacate; esters such as acetyl triethyl citrate, acetyl tributyl citrate, citrate ester, dibutyl sebacate, tetraethyl acetate, triethyl citrate and other citrate esters; fatty acids such as stearic acid; glyceryl behenate; glycols such as 1,2-butylene glycol, 2,3-butylene glycol, diethylene glycol, ethylene glycol, propylene glycol, tetraethylene glycol, triethylene glycol and polyalkyleneglycols such as polyethyleneglycol; oils such as castor oil and fractionated coconut oil; glycerin; glycerol and glycerol monostearate; triacetin; and so forth; and combinations thereof.

[0057] Preferred plasticizers include esters and fatty acids.

[0058] A particularly well-suited example of a core/coating system that can be used with gabapentin to provide for a gastric retained dosage form is the delayed release tablet described in U.S. Patent No. 6,350,471 to Seth, which comprises a drug/excipient core and a coating of a water-insoluble, water-permeable film-forming polymer such as ethyl cellulose, a plasticizer such as stearic acid, and a water-soluble polymer such as polyvinylpyrrolidone or hydroxypropylcellulose.

[0059] Another suitable core/coating system has a polyvinyl alcohol coating, which is either a water soluble polyvinyl alcohol blended with a water insoluble polyvinyl alcohol, or a polyvinyl alcohol that has been crosslinked with a material such as boric acid or sodium borate. Such a coating may also include one or more plasticizers.

[0060] For those embodiments of the invention that include further administering additional therapeutic agents simultaneously with gabapentin, these agents can either be administered in the gastric retained dosage form that includes gabapentin or can be administered in a dosage form that is separate from gabapentin. Exemplary dosage forms are described below.

#### H. DOSAGE FORM OF ADDITIONAL AGENTS

[0061] For those embodiments of the invention that include further administering one or more additional therapeutic agents, such dosages can be any suitable formulation as are well known in the art. For those additional agents where controlled release is desirable, the agent

may be incorporated in the gabapentin gastric retained dosage form or be administered in a separate gastric retained or other controlled release formulation dosage form. For those additional agents where immediate release is desirable, the agent may be incorporated in a coating around the gabapentin gastric retained dosage form or in a separate layer of a bilayer tablet, the agent may be simply enclosed in the capsule of the aforementioned gabapentin gastric retained capsule dosage form, or the agent may be administered in a separate immediate release dosage form.

**[0062]** Typically, dosage forms contain the additional agent (another anti-epileptic or anticonvulsant agent) in combination with one or more pharmaceutically acceptable ingredients. The carrier may be in the form of a solid, semi-solid or liquid diluent, or a capsule. Usually the amount of active agent is about 0.1-95 wt %, more typically about 1-50 wt %. Actual methods of preparing such dosage forms are known, or will be apparent, to those skilled in this art; for example, see Remington's Pharmaceutical Sciences, Mack Publishing Company, Easton, Pa., 18th Edition, 1990. The dosage form to be administered will, in any event, contain a quantity of the additional therapeutic agent(s) in an amount effective to alleviate the symptoms of the subject being treated.

**[0063]** In the preparation of pharmaceutical formulations containing the additional therapeutic agent in the form of dosage units for oral administration the agent may be mixed with solid, powdered ingredients, such as lactose, microcrystalline cellulose, maltodextrin, saccharose, sorbitol, mannitol, starch, amylopectin, cellulose derivatives, gelatin, or another suitable ingredient, as well as with disintegrating agents and lubricating agents such as magnesium stearate, calcium stearate, sodium stearyl fumarate and polyethylene glycol waxes. The mixture is then processed into granules or pressed into tablets such as chewable and oral disintegrating tablets.

**[0064]** Soft gelatin capsules may be prepared by mixing the active agent and vegetable oil, fat, or other suitable vehicle. Hard gelatin capsules may contain granules of the active agent, alone or in combination with solid powdered ingredients such as lactose, saccharose, sorbitol, mannitol, potato starch, corn starch, amylopectin, cellulose derivatives or gelatin.

**[0065]** Liquid preparations for oral administration may be prepared in the form of syrups or suspensions, e.g. solutions or suspensions containing about 0.2-20 wt % of the active agent and the remainder consisting of sugar or sugar alcohols and a mixture of ethanol, water, glycerol, propylene glycol and polyethylene glycol. If desired, such liquid preparations may

contain coloring agents, flavoring agents, saccharin and carboxymethyl cellulose or other thickening agents. Liquid preparations for oral administration may also be prepared in the form of a dry powder to be reconstituted with a suitable solvent prior to use.

[0066] When the method of the invention includes administering another anti-epileptic or an anticonvulsant agent, there are numerous commercially available dosage forms that can be administered. In addition, other formulations can be readily designed based upon knowledge in the art, and include the gastric-retained delivery systems described above.

[0067] Typical dosage forms of the other anti-epileptics or anticonvulsants suitable for use in the invention include tablets, capsules, oral suspensions and syrup. One of skill in the art can readily prepare one of these exemplary formulations or the other anti-epileptic can be administered by means of one of the numerous commercially available products, examples of which are provided below.

[0068] Commercially available hydantoin anticonvulsants include, for example, Peganone® (ethotoin, Abbott); Mesantoin® (mephenytoin, Sandoz); and Dilantin® (phenytoin, Warner-Lambert).

[0069] Typical dosage forms of the antineuralgics suitable for use in the invention include tablets, capsules and oral suspensions. One of skill in the art can readily prepare one of these exemplary formulations or the antineuralgic can be administered by means of one of the numerous commercially available products, examples of which are provided below.

[0070] Commercially available antineuralgics include, for example, Atretol® (carbamazepine, Elan).

[0071] Although specific examples of suitable anti-epileptic, anticonvulsant agent and antineuralgic formulations are described above, it is understood that the invention is not limited to those examples as there are numerous other formulations that can be used to deliver the other anti-epileptic or anticonvulsant agents.

[0072] The general methods of the invention are best understood with reference to the following examples which are intended to enable those skilled in the art to more clearly understand and to practice the present invention. These examples are not intended, nor are they to be construed, as limiting the scope of the invention, but are merely illustrative and representative thereof.

EXAMPLESEXAMPLE 1

[0073] Tablets were manufactured using a dry blend process, and hand made on a Carver 'Auto C' Press (Fred Carver, Inc., Indiana). The dry blend process consisted of blending all of the ingredients in a plastic bag, and compressing into a 1000 mg tablet (600 mg gabapentin dose) using a 0.7086" x 0.3937" Mod Oval die (Natoli Engineering). The parameters for the operation of the Carver 'Auto C' Press were as follows: 4000 lbs. force, 0 second dwell time (the setting on the Carver Press), and 100% pump speed.

Sample #	Formulation Composition (wt %)			
	Active	PEO Coagulant	Methocel K100M	M.St.
1	60.0	39.0	0.0	1
2	60.0	24.3	14.7	1
3	60.0	0.0	39.0	1

where:

Active	=	gabapentin
PEO Coagulant	=	poly(ethylene oxide), grade PolyOx Coagulant, NF FP grade, manufactured by Union Carbide/Dow Chemical Company
Methocel K100M	=	hydroxypropylmethylcellulose, grade Methocel K100M, premium, manufactured by Dow Chemical Company
M. St.	=	magnesium stearate, NF, supplied by Spectrum Chemical Company

[0074] The dissolution was determined in USP apparatus 1 (40 mesh baskets), 100 rpm, in deionized water. Samples, 5 ml at each time-point, were taken without media replacement at 1, 4 and 8 hours.

[0075] The resulting cumulative dissolution profile, based upon a theoretical percent active added to the formulations is presented in tabulated form below:

Time (hours)	Theoretical wt % of Active Released		
	Sample 1	Sample 2	Sample 3
1	15.4	14.8	18.6
4	39.4	37.4	43.3
8	61.7	57.8	64.7

EXAMPLE 2

[0076] Tablets were manufactured using a dry blend process, and hand made on a Carver 'Auto C' Press (Fred Carver, Inc., Indiana). The dry blend process consisted of blending all of the ingredients in a plastic bag, and compressing into a 600 mg tablet (300 mg gabapentin) using a 0.6299" x 0.3937" Mod Oval die (Natoli Engineering). The parameters for the operation of the Carver 'Auto C' Press were as follows: ~2000-2500 lbs. force, 0 second dwell time (the setting on the Carver Press), and 100% pump speed.

Sample #	Formulation Composition (wt %)			
	Active	PEO Coagulant	Methocel K15M	M.St.
4	50.0	24.5	24.50	1

where:

Active	=	gabapentin
PEO Coagulant	=	poly(ethylene oxide), grade PolyOx Coagulant, NF FP grade, manufactured by Union Carbide/Dow Chemical Company
Methocel K15M	=	hydroxypropylmethylcellulose, grade Methocel K15M, premium, manufacture by Dow Chemical Company
M. St.	=	magnesium stearate, NF, supplied by Spectrum Chemical Company

[0077] The dissolution was determined in USP apparatus 1 (40 mesh baskets), 100 rpm, in deionized water. Samples, 5 ml at each time-point, were taken without media replacement at 1, 2, 4 and 8 hours.

[0078] The resulting cumulative dissolution profile, based upon a theoretical percent active added to the formulation is presented in tabulated form below:

Time (hours)	Theoretical wt % of Active Released Sample 4
1	20.6
2	32.4
4	49.7
6	63.1
8	74.0
10	82.6

EXAMPLE 3

[0079] Three Gastric Retentive (GR™) gabapentin formulas were manufactured utilizing a standard granulation technique. The formulations manufactured are shown in tabulated form below.

Formulations for Clinical Trial Manufacture		
<i>Gabapentin GR8, 300-mg (GR8, 300-mg)</i>	<i>Gabapentin GR6, 300-mg (GR6, 300-mg)</i>	<i>Gabapentin GR8, 600-mg (GR8, 600-mg)</i>
44.76% Gabapentin	44.76% Gabapentin	61.11% Gabapentin
21.99% Methocel® K15M, premium	16.46% Methocel® K4M, premium	7.59% Methocel® K15M, premium
21.99% Sentry® PolyOx® WSR Coagulant, NF FP	21.99% Sentry® PolyOx® WSR 303, NF FP	27.09% Sentry® PolyOx® WSR 303, NF FP
7.49% Avicel® PH-101, NF	12.98% Avicel® PH-101, NF	0.00% Avicel® PH-101, NF
2.75% Methocel® E5, prem.	2.75% Methocel® E5, prem.	3.22% Methocel® E5, prem.
1.00% Magnesium Stearate, NF	1.00% Magnesium Stearate, NF	1.00% Magnesium Stearate, NF
670-mg	670-mg	982-mg
0.3937" X 0.6299" Mod Oval	0.3937" X 0.6299" Mod Oval	0.4062" X 0.75" Mod Cap

[0080] Gabapentin was obtained from Plantex U.S.A. (Englewood Cliffs, N.J.). Methocel® brand hydroxypropyl methylcellulose (also known as hypromellose), and Sentry® PolyOx® brand polyethylene oxide were obtained from Dow Chemical (Midland, Mich.). Methocel E5, premium is a USP type 2910 hydroxypropyl methylcellulose with number average molecular weight of on the order of 6000-8000 and a viscosity of 5 cps as a 2% aqueous solution at 20°C. Methocel® K4M and Methocel® K15M are USP type 2208 hydroxypropyl methylcellulose with viscosities of 4000 cps and 15,000 cps, respectively, as a 2% aqueous solution at 20°C, and number average molecular weights on the order of 80,000 and 100,000, respectively. Sentry PolyOx® WSR 301, NF FP, Sentry® PolyOx® WSR Coagulant, NF FP and Sentry® PolyOx® WSR 303, NF FP have viscosity-average molecular weights of approximately 4,000,000, 5,000,000 and 7,000,000, respectively. Avicel PH-101, NF is microcrystalline cellulose supplied by FMC Corporation (Philadelphia, Pa.). Magnesium stearate, NF was supplied by Spectrum Quality Products (New Brunswick, N.J.).

[0081] The dissolution profiles, as determined by USP Apparatus I (100 rpm) in modified simulated gastric fluid, for three prototypes GR<sup>TM</sup> formulations are shown in FIG. 1.

#### EXAMPLE 4

[0082] The pharmacokinetic profiles of the three formulations described in Example 3, administered as a 600-mg dose, were compared to Neurontin® immediate release 300-mg capsule in a randomized four-way cross-over experiment involving 15 healthy volunteers. Each subject was administered treatment of 600-mg gabapentin as one of the three GR<sup>TM</sup> formulations (1 x 600-mg tablet or 2 x 300-mg tablet) or Neurontin® capsules (2 x 300-mg) within 5 minutes of completing a high fat breakfast (FDA breakfast). Plasma samples were taken up to 48 hours post-dose. FIG. 2 illustrates the average plasma profile for the four treatments administered, and the pharmacokinetic data are summarized in tabulated form below.

Gabapentin Plasma Data - Average for 15 Subjects				
Dosing		AUC <sub>inf</sub> <sup>#</sup> (µg/ml)*hr	C <sub>max</sub> <sup>#</sup> (µg/ml)	T <sub>max</sub> (hours)
Neurontin®, 300-mg 2 x capsules	Mean	46.65	4.72	3.93
	% CV	19.0	20.2	15.1
GR6, 300-mg 2 x tablets	Mean	44.43	2.97	6.63
	% CV	34.9	29.7	45.1
GR8, 300-mg 2 x tablets	Mean	41.84	3.10	5.63
	% CV	34.4	26.2	34.9
GR8, 600-mg 1 x tablet	Mean	48.01	3.13	7.13
	% CV	26.8	18.7	42.2

<sup>#</sup> Geometric Mean and Geometric % CV are reported here

[0083] As demonstrated in FIG. 2 and in tabulated form above, GR<sup>TM</sup> formulations demonstrate sustained release with a lower maximum plasma concentration and a larger value for the time of the maximum concentration compared to the immediate release capsules without loss in the bioavailability as measured by the plasma AUC<sub>inf</sub>.

EXAMPLE 5

[0084] A tablet containing 900 mg of gabapentin is prepared by granulation with 90 mg of polyvinylpyrrolidone and 10 mg of magnesium stearate and then tableted as a 1000 mg tablet on a Carver press with 4000 lbs force, 0 second dwell time. These tablet cores are then coated from an alcohol-water solution that dries with approximately 2% dry coat weight of 10 mg ethyl cellulose, 7 mg Povidone (PVP), and 3 mg stearic acid.

EXAMPLE 6

[0085] A tablet containing 1200 mg of gabapentin is prepared by granulation with 120 mg of polyvinylpyrrolidone and 10 mg of magnesium stearate and then tableted as a 1330 mg tablet on a Carver press with 4000 lbs force, 0 second dwell time. These tablet cores are then coated from an alcohol-water solution that dries with approximately 25 mg dry coat weight of 10 mg ethyl cellulose, 10 mg hydroxypropylcellulose, and 5 mg glyceryl behenate.

EXAMPLE 7

[0086] A tablet containing 900 mg of gabapentin is prepared by granulation with 90 mg of polyvinylpyrrolidone and 10 mg of magnesium stearate and then tableted as a 1000 mg tablet on a Carver press with 4000 lbs force, 0 second dwell time. These tablet cores are then coated from an aqueous solution that dries with approximately 2% dry coat weight of 15 mg polyvinyl alcohol (PVA), 5 mg Povidone (PVP), and 3 mg stearic acid. The coated tablets are then sprayed with an aqueous solution of 1% sodium borate to crosslink the PVA and dried.

EXAMPLE 8

[0087] A tablet containing 900 mg of gabapentin is prepared by granulation with 90 mg of polyvinylpyrrolidone, 250 mg microcrystalline cellulose, and 10 mg of magnesium stearate and then tableted as a 1250 mg tablet on a Carver press with 4000 lbs force, 0 second dwell time. These tablet cores are then coated from an alcohol-water solution that dries with approximately 2% dry coat weight of 10 mg ethyl cellulose, 7 mg Povidone (PVP), and 3 mg stearic acid.

[0088] While the present invention has been described with reference to the specific embodiments thereof, it should be understood by those skilled in the art that various changes

may be made and equivalents may be substituted without departing from the true spirit and scope of the invention. In addition, many modifications may be made to adapt a particular situation, material, composition of matter, process, process step or steps, to the objective, spirit and scope of the present invention. All such modifications are intended to be within the scope of the claims appended hereto.

The Claims Defining the Invention are as Follows:

1. An extended release oral drug dosage form for releasing gabapentin into the stomach, duodenum and small intestine of the mammal, comprising: a core comprising at least 800 mg of gabapentin, and a semipermeable membrane surrounding the core, the semipermeable membrane comprising a plasticizer and being permeable to a fluid in an environment of use and substantially impermeable to unsolubilized gabapentin,

wherein the dosage form is of sufficient size to achieve retention in the stomach in a fed mode for a period of at least about 5 hours, and wherein at least about 80 wt% of the gabapentin is released from the dosage form in about 5-13 hours via controlled release through the semipermeable membrane.

2. The dosage form of claim 1, wherein the core comprises between about 800-1600 mg gabapentin.

3. The dosage form of claim 1 or claim 2, wherein the semipermeable membrane comprises a material selected from acetaldehyde dimethyl acetate, acetaldehyde dimethylcellulose acetate, agar acetate, alkylene oxide and alkyl glycidyl ether copolymers, amylose triacetate, beta glucan acetate, beta glucan triacetate, cellulose esters, cellulose ethers, cellulose ester-ether polymers, mono-, di- and tricellulose acrylates, mono-, di- and tricellulose alkenylates, hydroxylated ethylene-vinyl acetate, polyamides, polyalkylene oxides, polyether and polyamide copolymers, polyglycolic acid, polylactic acid, polymeric epoxides, poly(methacrylate) copolymer salts, cross-linked poly(sodium styrene sulfonate), crosslinked polystyrenes, polyurethanes, polyvinyl alcohol, crosslinked poly(vinylbenzyltrimethyl ammonium chloride), polyvinyl chloride, poly(vinylmethyl ether) copolymers, polyvinylpyrrolidone, propylcarbamate, sulfonated polystyrenes, triacetate of locust gum bean.

4. The dosage form of claim 3, wherein the semipermeable membrane comprises a material selected from cellulose esters, cellulose ethers, polyalkylene oxides, polyvinyl alcohol, and polyvinylpyrrolidone.

5. The dosage form of claim 4, wherein the cellulose ester is selected from mono-, di- and tricellulose acetates, cellulose acetate butyl sulfonate, cellulose acetate butyrate, cellulose acetate chloroacetate, cellulose acetate dimethyl aminoacetate, cellulose acetate ethyl carbamate, cellulose acetate ethyl carbonate, cellulose acetate ethyl oxalate, cellulose acetate laurate, cellulose acetate methyl carbamate, cellulose acetate methyl sulfonate, cellulose acetate octate, cellulose

acetate phthalate, cellulose acetate propionate, cellulose acetate succinate, cellulose acetate p-toluene sulfonate, cellulose acetate valerate, cellulose propionate, cellulose propionate succinate, dimethyl cellulose acetate, mono-, di- and tricellulose acrylates, mono-, di- and tricellulose alkanylates, mono, di and tricellulose aroylates, cellulose triacylates, and cellulose diacylates.

6. The dosage form of claim 4, wherein the cellulose ether is selected from ethyl cellulose, hydroxyethylcellulose, hydroxypropylcellulose, and methylcellulose.

7. The dosage form of claim any one of the preceding claims, wherein the plasticizer is selected from acetylated monoglycerides, dibutyl phthalate, diethyl phthalate, isopropyl phthalate, dimethyl phthalate, dactyl phthalate, dibutyl sebacate, dimethyl sebacate, esters, fatty acids, glycols, oils, glycerin, glycerol, glycerol monostearate, and triacetin.

8. The dosage form of claim 7, wherein the plasticizer is selected from esters and fatty acids.

9. The dosage form of claim 8, wherein the ester is selected from acetyl triethyl citrate, acetyl tributyl citrate, citrate ester, dibutyl sebacate, tetraethyl acetate, and triethyl citrate.

10. The dosage form of claim 7, wherein the fatty acid is stearic acid.

11. The dosage form of any one of the preceding claims, wherein the semipermeable membrane comprises ethyl cellulose, stearic acid, and polyvinylpyrrolidone; or

wherein the semipermeable membrane comprises ethyl cellulose, stearic acid, and hydroxypropylcellulose.

12. The dosage form of claim 3, wherein the semipermeable membrane comprises polyvinyl alcohol.

13. The dosage form of claim 12, wherein the polyvinyl alcohol is a blend of a water soluble polyvinyl alcohol and a water insoluble polyvinyl alcohol.

14. The dosage form of claim 12 or claim 13, wherein the polyvinyl alcohol is crosslinked.

15. The dosage form of any one of the preceding claims, wherein the dosage form allows for the extended release of gabapentin in the stomach duodenum and small intestine of the mammal.

16. The dosage form of any one of the preceding claims, wherein gabapentin is administered from the dosage form and at least 40 wt% of the gabapentin is retained in the dosage form after 1 hour.
17. The dosage form of any one of the preceding claims, which provides administration of at least 80 wt% of the gabapentin to be delivered over a period of about 5-12 hours.
18. The use of the dosage form of any one of the preceding claims for the treatment of epilepsy; or neuropathic pain; or psychiatric disorders; or movement disorders; or migraine headaches.
19. An improved method of administering a therapeutically effective amount of gabapentin to a patient in need thereof, the improvement comprising administering the dosage form of any one of the preceding claims.
20. An extended release oral drug dosage form substantially as hereinbefore described and with reference to the examples.

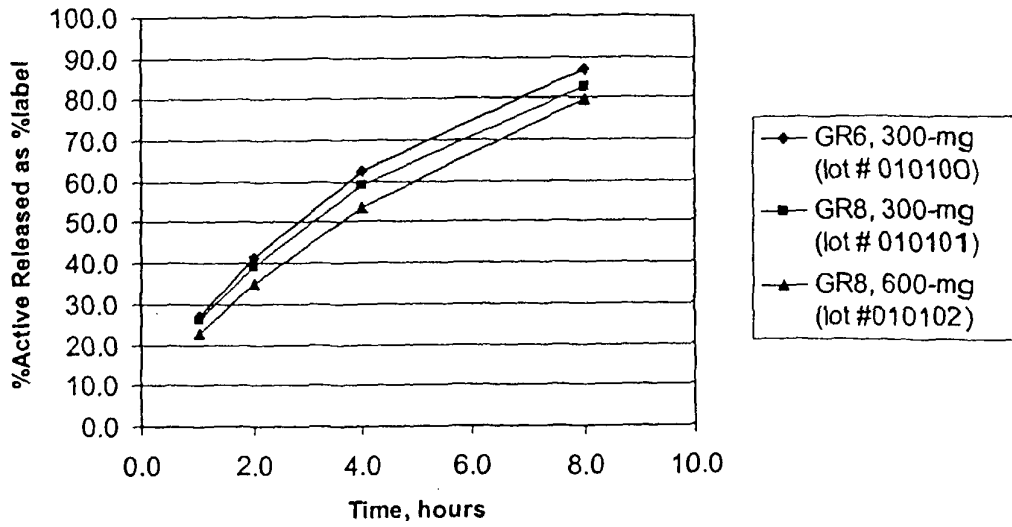


FIG. 1

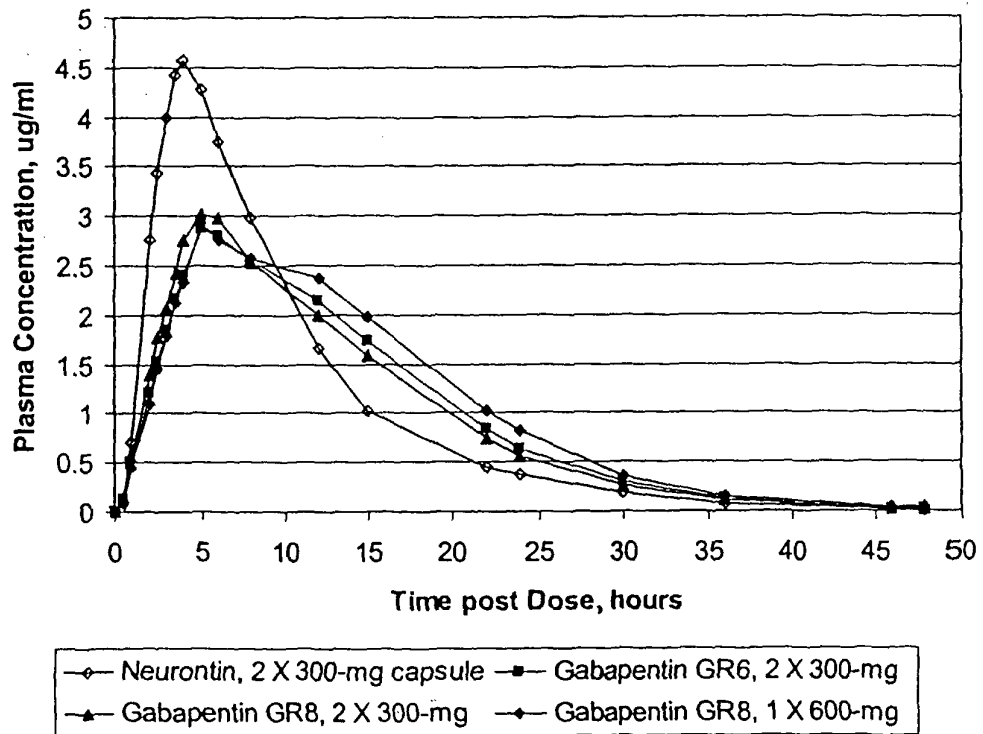


FIG. 2