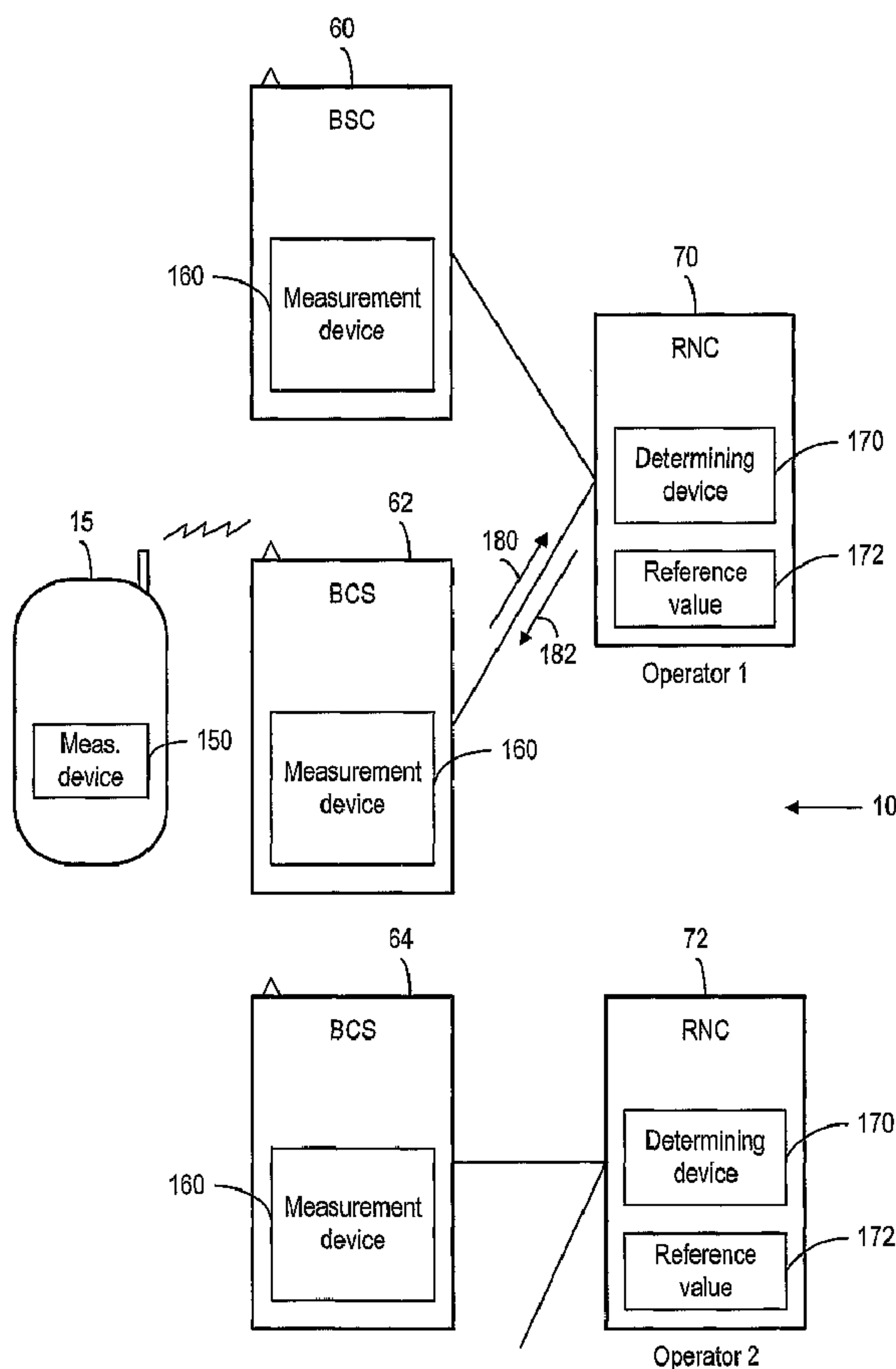




(86) Date de dépôt PCT/PCT Filing Date: 2002/05/15  
 (87) Date publication PCT/PCT Publication Date: 2002/12/12  
 (45) Date de délivrance/Issue Date: 2010/12/21  
 (85) Entrée phase nationale/National Entry: 2003/10/14  
 (86) N° demande PCT/PCT Application No.: IB 2002/001659  
 (87) N° publication PCT/PCT Publication No.: 2002/100125  
 (30) Priorité/Priority: 2001/06/06 (US09/875,786)

(51) Cl.Int./Int.Cl. *H04W 36/14* (2009.01),  
*H04W 36/30* (2009.01)  
 (72) Inventeurs/Inventors:  
TIGERSTEDT, KARL, FI;  
HOLMA, HARRI, FI;  
HEIKKINEN, KAI, FI;  
ARTAMO, ATTE, FI;  
SCHWARZ, UWE, FI;  
WACKER, ACHIM, FI  
 (73) Propriétaire/Owner:  
NOKIA CORPORATION, FI  
 (74) Agent: SIM & MCBURNEY

(54) Titre : PROCÉDE DE DECLENCHEMENT DE TRANSFERT SUR LA BASE DE COUVERTURE WCDMA  
 (54) Title: METHOD OF WCDMA COVERAGE BASED HANDOVER TRIGGERING



(57) Abrégé/Abstract:

A method of triggering IF or IS handover between two WCDMA carriers or a WCDMA carrier and a GSM carrier. Six triggering conditions are used to initiate the search for an alternative network connection by starting the handover measurements. They are:

(57) **Abrégé(suite)/Abstract(continued):**

a) mobile unit (15, figure 9) power above a threshold for longer than a specified time; b) connection base (70) power downlink power above a threshold longer than a specified time; c) mobile unit (15) power has reached a max value a specified number of times; d) SIR at the base (70) has exceeded a threshold value for a period of time; e) mobile terminal (15) power has exceeded a threshold and the gradient of the power control signature indicates sudden rise to maximum power; and f) pilot power measured at the mobile (15) has fallen below a threshold for longer than a specified time.

## (12) INTERNATIONAL APPLICATION PUBLISHED UNDER THE PATENT COOPERATION TREATY (PCT)

(19) World Intellectual Property Organization  
International Bureau(43) International Publication Date  
12 December 2002 (12.12.2002)

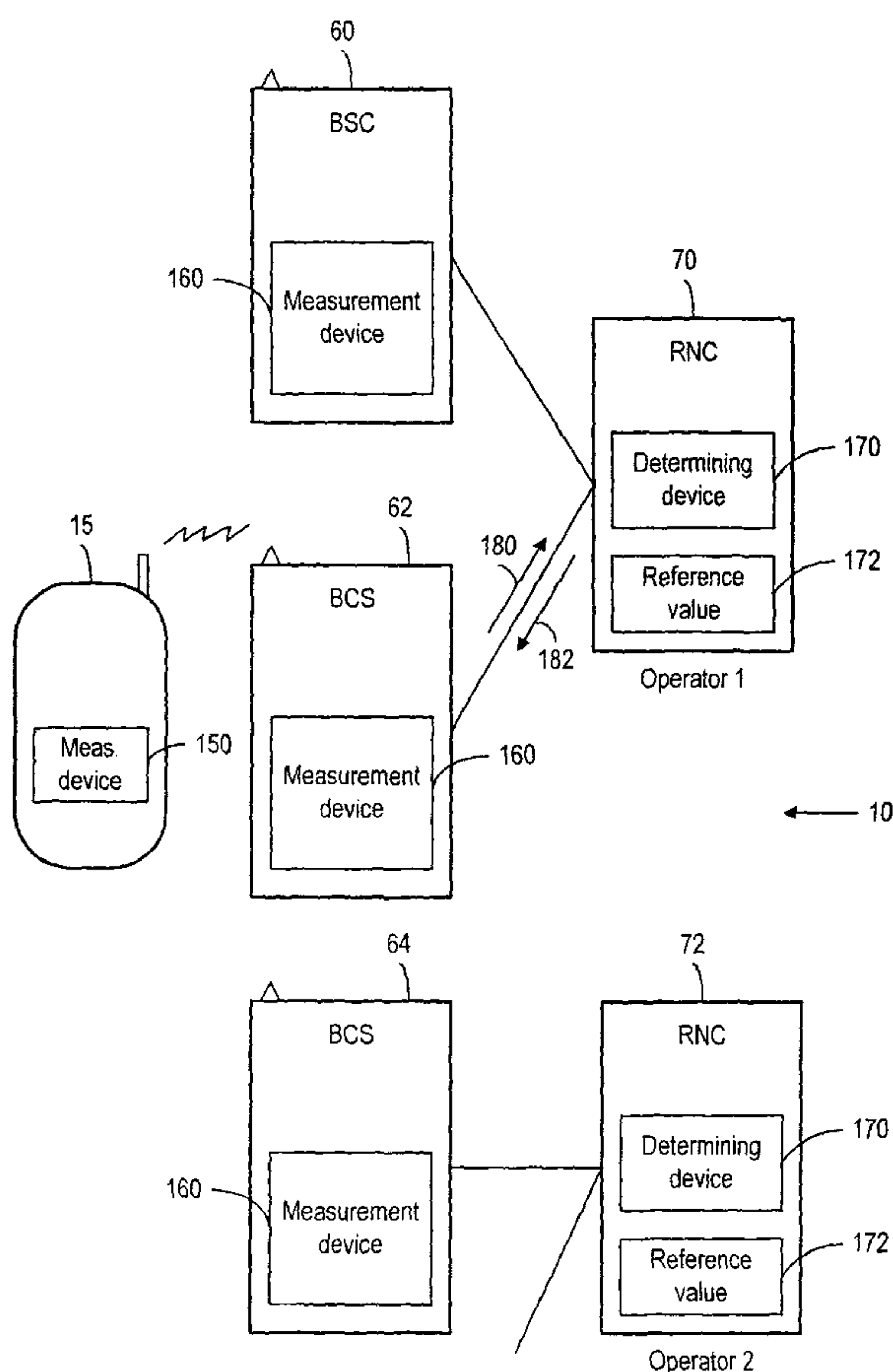
PCT

(10) International Publication Number  
**WO 02/100125 A1**

- (51) International Patent Classification<sup>7</sup>: **H04Q 7/38**
- (21) International Application Number: PCT/IB02/01659
- (22) International Filing Date: 15 May 2002 (15.05.2002)
- (25) Filing Language: English
- (26) Publication Language: English
- (30) Priority Data:  
09/875,786 6 June 2001 (06.06.2001) US
- (71) Applicant: **NOKIA CORPORATION** [FI/FI]; Keilalahdentie 4, FIN-02150 Espoo (FI).
- (71) Applicant (for LC only): **NOKIA, INC.** [US/US]; 6000 Connection Drive, Irving, TX 75039 (US).
- (72) Inventors: **TIGERSTEDT, Karl**; Hakamäki 1 M 154, FIN-02120 Espoo (FI). **HOLMA, Harri**; Ripusuontie 92C, FIN-00660 Helsinki (FI). **HEIKKINEN, Kai**; Neljäslinja 17-19 C7, FIN-00530 Helsinki (FI). **ARTAMO, Atte**; Keijumaki 6 D, FIN-02130 Espoo (FI). **SCHWARZ, Uwe**; Männistöntie 12 G 4, FIN-02880 Veikkola (FI). **WACKER, Achim**; Mimerkinkuja 4 A 5, FIN-02100 Espoo (FI).
- (74) Agents: **MAGUIRE, Francis, J.** et al.; Ware, Fressola, Van Der Sluys & Adolphson LLP, 755 Main Street, P.O. Box 224, Monroe, CT 06468 (US).
- (81) Designated States (*national*): AE, AG, AL, AM, AT, AU, AZ, BA, BB, BG, BR, BY, BZ, CA, CH, CN, CO, CR, CU, CZ, DE, DK, DM, DZ, EC, EE, ES, FI, GB, GD, GE, GH, GM, HR, HU, ID, IL, IN, IS, JP, KE, KG, KP, KR, KZ, LC, LK, LR, LS, LT, LU, LV, MA, MD, MG, MK, MN, MW, MX, MZ, NO, NZ, OM, PH, PL, PT, RO, RU, SD, SE, SG,

[Continued on next page]

(54) Title: METHOD OF WCDMA COVERAGE BASED HANDOVER TRIGGERING



(57) Abstract: A method of triggering IF or IS handover between two WCDMA carriers or a WCDMA carrier and a GSM carrier. Six triggering conditions are used to initiate the search for an alternative network connection by starting the handover measurements. They are: a) mobile unit (15, figure 9) power above a threshold for longer than a specified time; b) connection base (70) power downlink power above a threshold longer than a specified time; c) mobile unit (15) power has reached a max value a specified number of times; d) SIR at the base (70) has exceeded a threshold value for a period of time; e) mobile terminal (15) power has exceeded a threshold and the gradient of the power control signature indicates sudden rise to maximum power; and f) pilot power measured at the mobile (15) has fallen below a threshold for longer than a specified time.

  
**WO 02/100125 A1**

**WO 02/100125 A1**

SI, SK, SL, TJ, TM, TN, TR, TT, TZ, UA, UG, UZ, VN,  
YU, ZA, ZM, ZW.

**(84) Designated States (regional):** ARIPO patent (GH, GM, KE, LS, MW, MZ, SD, SL, SZ, TZ, UG, ZM, ZW), Eurasian patent (AM, AZ, BY, KG, KZ, MD, RU, TJ, TM), European patent (AT, BE, CH, CY, DE, DK, ES, FI, FR, GB, GR, IE, IT, LU, MC, NL, PT, SE, TR), OAPI patent (BF, BJ, CF, CG, CI, CM, GA, GN, GQ, GW, ML, MR, NE, SN, TD, TG).

**Published:**

- *with international search report*
- *before the expiration of the time limit for amending the claims and to be republished in the event of receipt of amendments*

*For two-letter codes and other abbreviations, refer to the "Guidance Notes on Codes and Abbreviations" appearing at the beginning of each regular issue of the PCT Gazette.*

## METHOD OF WCDMA COVERAGE BASED HANDOVER TRIGGERING

### Field of the Invention

The present invention generally relates to a mobile telecommunications network and, in particular, to a handover event when a mobile terminal approaches a border of service area of the mobile phone network.

### Background of the Invention

In a mobile phone network, the covering area of an operator is divided into cells. A cell corresponds to the covering area of one transmitter or a small collection of transmitters. When the user of a mobile terminal moves between cells, or the radio coverage areas associated with different base station sites, an ongoing call must be switched to a different radio coverage channel or cell. This is known as handover, or handoff.

The starting point of the third-generation mobile system, Universal Mobile Telecommunication System (UMTS) is the new radio interface generally known as Universal Terrestrial Radio Access Network (UTRAN), and the GSM/GPRS base core network.

UTRAN is a conceptual term identifying a part of a radio communication network, wherein a plurality of mobile terminals communicate with each other through one or more base stations. In particular, UTRAN identifies part of the network, which consists of radio network controllers (RNCs) and Node Bs between an interconnection point (Iu) and the radio interface (Uu). The interconnection point (Iu) is located between an RNC and a core network, and the radio interface (Uu) is located between UTRAN and the user equipment (UE). One of the modes of UTRAN for the user equipment (UE) is the FDD (Frequency-Division Duplex) mode, as distinguished from the time-division duplex (TDD) mode. UE radio transmission and reception (FDD) is described in the Technical Specification (TS) 25.101 v 3.1.0 (1999-12) of the Third Generation Partnership Project (3GPP) and documents referenced therein. UTRAN can operate in two different modes: Wideband Code Division Multiple Access (WCDM) mode and Time Division/Code Division Multiple Access (TD/CDMA) mode.

WCDMA has a bandwidth of 5MHz or more. However, the nominal bandwidth for all third-generation proposals is 5MHz. In 3G WCDMA mobile radio networks, the primary means

for keeping a connection for a mobile station from being dropped while moving between different cells of the network uses a procedure known as handover. Handover can be soft  
5 handover (SHO) or hard handover. However, SHO is only operational within one operator network on a single 5MHz UMTS band. In hard handover, the radio frequency band of the connection between the UE and UTRAN is changed or the cell on the same frequency is changed when no network support of macrodiversity exists. Hard handover  
10 is possible when the mobile terminal is in the Cell\_DCH state (DCH=dedicated channel) and when SHO is not possible within one frequency band of the 3G network. Hard handover is slower and has a higher risk of failure than SHO. When approaching the edge of the network coverage, the mobile terminal must initiate inter-frequency (IF) or inter-system (IS) measurements in an effort to perform a regular HO.

15 As mentioned above, handover is functionality to keep a connection from being dropped while the mobile terminal is moving from one cell to another cell of the network. However, handover can occur due to a change of radio resources providing a service without necessarily any change of base stations involved. In particular, when the radio resources providing a service change from one of the UTRA modes (UTRA-FDD and  
20 UTRA-TDD) to another. Handover can also be due to a change of radio systems, from UMTS to GSM, for example.

In a GSM system, the mobile terminal is the active participant in the handover procedure. The mobile terminal continuously measures the strength of the signal from the serving cell and that of the neighboring cells. The signal strength of the cells can be  
25 obtained from the received signal strength indicator (RSSI) measurements of all cells in neighbor list, which is provided by the base station. The signal strength measurements allow the base station controller (BSC) to decide which is the best available cell in order to maintain the quality of the communication link. Two basic algorithms are used for the handover.

30 With the "minimum acceptable performance" algorithm, the power level of the mobile terminal is increased as the quality of the transmission decreases. A handover is performed when the power increase no longer has effect on the quality of the signal.

With the "power budget" algorithm, the handover is performed when the quality of the signal has deteriorated to a certain degree, without continuously increasing the power level.

When handover is performed from a UTRAN system to a non-UTRAN system, such as GSM, the procedure starts when the UE is receiving the GSM neighbor cell parameters on System Information messages provided on a downlink broadcast control channel (BCCH), or Measurement Control message provided on a downlink dedicated control channel (DCCH). Based on the measurement report from the UE, RNC makes a handover decision. Similarly, when handover is performed from a non-UTRAN system to UTRAN, the procedure starts when the dual-mode UE is receiving the UTRAN neighbor cell parameters on GSM System Information messages. After receiving the measurement report, the GSM BSC makes a handover decision. In GSM, the UE can make inter-system measurements all the time in the same way as normal intra-GSM measurements.

For WCDMA soft handovers, the mobile terminal continuously makes measurements on other cells. For IF and IS handovers, the RNC needs to initiate the measurements by the mobile terminal. Thus, the mobile terminal will not make measurements unless it is particularly commanded. It is desirable and advantageous to provide a method for triggering an IF or IS handover to ensure continuous operation of a mobile terminal as it approaches the border of its current radio network coverage, thereby reducing dropped call rate and improving the quality of a mobile telecommunications network.

#### Summary of the Invention

It is a primary object of the invention to ensure continuous operation of a mobile terminal as it approaches the border of its current radio network coverage by way of handover. A successful handover sequence will result in the mobile terminal terminating connection to the original base station and continuing the call at another frequency using the same network system or a different network system. This objective can be achieved by determining in a reliable fashion a point at which the mobile terminal should initiate the search for an alternative network connection by starting the handover measurements.

Accordingly, the present invention provides a method of triggering a handover event in telecommunication networks having a plurality of base stations, comprising:

obtaining from a base station a first signal indicative of a triggering parameter, wherein the plurality of base stations are operated by a plurality of network operators each having one or more frequency carriers, wherein the handover event is used in a frequency division multiplex mode of a mobile terminal capable of communicating with one or more base stations of the telecommunication networks over corresponding uplink and downlink, for allowing the mobile terminal to move from the radio coverage area of a first frequency carrier to the radio coverage area of a second frequency carrier while maintaining communication with one or more base stations, wherein the handover event is performed based on signal strength and/or signal quality measurement;

determining from the first signal whether the triggering parameter has fulfilled one of a set of triggering conditions regarding a reference value, each of which conditions is sufficient for initiating handover measurements, the set including a plurality of power values and at least one signal-to-noise ratio value, the values relating to both downlink and uplink;

providing a second signal to the mobile terminal when the triggering parameter has fulfilled one of the set triggering condition for starting the signal strength and/or signal quality measurement;

providing the mobile station with a neighbor list to allow for signal strength and/or signal quality measurement based on said neighbor list; and subsequently sending a handover command to said mobile station.

The triggering parameter can be indicative of a transmission power of the mobile terminal in the uplink, and the reference value is indicative of a threshold value for the transmission power, and wherein the triggering condition is fulfilled when the transmission power has exceeded the threshold value over a predetermined period of time.

Alternatively, the triggering parameter is indicative of a transmission power in the downlink to the mobile terminal, and the reference value is indicative of a threshold value of the transmission power, and wherein the triggering condition is fulfilled when the transmission power has exceeded the threshold value over a predetermined period of time.

Alternatively, the triggering parameter is indicative of a transmission power of

the mobile terminal and the reference value is a maximum value of the transmission power, and wherein the triggering condition is fulfilled when the transmission power has reached the maximum value over a predetermined number of times during a predetermined period of time.

5           Alternatively, the triggering parameter is indicative of an uplink signal-to-interference ratio (SIR) targeted at one of the base stations, and the reference value is indicative of a threshold value of the SIR, and wherein the triggering condition is fulfilled when the targeted SIR has exceeded the threshold value over a predetermined period of time.

10           Alternatively, the triggering parameter is indicative of a transmission power of the mobile terminal, and the reference value is indicative of a threshold value of the transmission power, and wherein the triggering condition is fulfilled when the transmission power has exceeded the threshold value and an average of the transmission power over a period of time indicates that the transmission power is  
15 capable of reaching a maximum transmission power within a predetermined period of time.

            Alternatively, the triggering parameter is indicative of a ratio of a received signal power to a received signal strength indicator, and the reference value is indicative of a threshold value for the receiver signal power, and wherein the  
20 triggering condition is fulfilled when the ratio has fallen below the threshold value over a predetermined period of time.

            Preferably, the mobile terminal comprises at least two receivers.

            Alternatively, the mobile terminal has only one receiver and the signal strength and/or signal quality measurement is carried out in a compressed data transmission  
25 mode.

            Preferably, when the mobile terminal has only one receiver, the first network operator has at least one radio network controller for connecting one or more base stations to the telecommunication networks, and wherein the second signal is conveyed from the mobile terminal to the radio network controller for the radio network controller  
30 to activate the compressed data transmission mode in the mobile terminal.

            Preferably, the aforementioned threshold values can be type specific for macro-cellular networks, micro-cellular networks and pico-cellular networks. Macro cells are outdoor cells with a large cell radius, typically a few tens of kilometers. The cell

radius can be extended by the use of directional antennas or repeaters. Micro cells are smaller outdoor cells with a radius of up to 1 kilometer. Pico cells are mainly indoor cells with a radius typically less than 50 meters.

The present invention also provides a system for triggering a handover event in  
5 telecommunication network, comprising:

means, communicative with a mobile terminal, for obtaining a triggering  
parameter and providing a first signal indicative of the triggering parameter, wherein the  
telecommunication network comprises a plurality of base stations operated by a plurality  
of network operators each having one or more frequency carriers, wherein the handover  
10 event is used in a frequency division multiplex mode of the mobile terminal capable of  
communicating with one or more base stations of the telecommunication networks over  
corresponding uplink and downlink, for allowing the mobile terminal to move from the  
radio coverage area of a first frequency carrier to the radio coverage area of a second  
frequency carrier while maintaining communication with one or more base stations,  
15 wherein the handover event is performed based on signal strength and/or signal quality  
measurement;

means, responsive to the first signal, for determine whether the triggering  
parameter has fulfilled one of a set of triggering conditions regarding a reference value,  
for providing a second signal to the mobile terminal when the triggering parameter has  
20 fulfilled one of the set of triggering conditions for starting the signal strength and/or  
signal quality measurement, each of which conditions is sufficient for initiating handover  
measurements, the set including a plurality of power values and at least one signal-to-  
noise ratio value, the values relating to both downlink and uplink;

means for providing the mobile station with a neighbor list to allow for the signal  
25 strength and/or signal quality measurement based on said neighbor list; and

means for subsequently sending a handover command to said mobile station.

The present invention will become apparent upon reading the description taken  
in conjunction with Figures 1 to 9.

### Brief Description of the Drawings

Figure 1 is a diagrammatic representation illustrating the various situations where a handover is necessary.

5 Figure 2 is a diagrammatic representation illustrating another situation where a handover is desirable.

Figure 3 is a diagrammatic representation illustrating the transmission power of the mobile terminal as a function of time.

10 Figure 4 is a diagrammatic representation illustrating the transmission power of the mobile terminal, as shown in Figure 3, but for a different triggering criterion.

Figure 5 is a diagrammatic representation illustrating the transmission power of the mobile terminal, as shown in Figure 3, but for yet another triggering criterion.

Figure 6 is a diagrammatic representation illustrating the uplink signal-to-interference ratio at the base station as a function of time.

15 Figure 7 is a diagrammatic representation illustrating the transmission power of the base station communicating with the mobile terminal.

Figure 8 is a diagrammatic representation illustrating the received signal code power of the mobile station as a function of time.

20 Figure 9 is a diagrammatic representation of a system for triggering a handover event, according to the present invention, in telecommunications networks.

### Best Mode to Carry Out the Invention

It is known that that handovers can be categorized as service-reason, load-reason handovers and coverage-reason handovers. In service-reason handovers, the handover is performed to direct certain services from a frequency carrier to another frequency carrier of the same or different network. In load-reason handovers, the handover from a first frequency carrier to another frequency carrier of the same operator when the load in the first frequency is much higher than the second frequency. Load-reason handovers are also desirable between two different systems when the load on one system is much higher than the load on the other system. Load-reason handovers are not part of the present invention. The present invention is mainly concerned with coverage-reason or coverage-based handovers.

25  
30

When a mobile terminal approaches the border of a service area, either an inter-frequency handover or an inter-system frequency must be triggered. The triggering condition depends on the movement pattern of the mobile terminal, the interference from another radio system, and the pathloss attenuation, among other factors. Figure 1 illustrates the various situations under which a coverage-reason handover is necessary in telecommunication networks. As shown in Figure 1, reference numerals **30** and **32** denote 2-frequency macro cells and reference numeral **34** denotes micro cells, all operated in WCDMA mode under one network operator. The operating frequencies of these cells are denoted by **f1**, **f2** and **f3**. In addition, reference numeral **20** denotes a group of GSM cells under the same operator or a different operator. An inter-frequency handover, as represented by arrow **102**, takes place when the mobile terminal **15** moves along a direction **200**, crossing from a micro cell **34** into a macro cell **32**. Another inter-frequency handover, as represented by arrow **104**, takes place when the mobile terminal **15** moves from a macro cell **32** to a macro cell **30**. When the mobile terminal moves out of the WCDMA radio coverage area to the GSM radio coverage area, an inter-system handover **106** takes place between a WCDMA cell **30** to a GSM cell **20**. In Figure 1, it is possible that the WCDMA cells **30** and the WCDMA cells **32** are operated under different operators.

Figure 2 illustrates an inter-frequency handover necessitated by interference from a nearby radio system when the mobile terminal is located near the edge of its current cell. The interference is represented by arrow **110**. As shown, when the interference from a channel **f4** of an Operator **2** affects the operation of the mobile terminal operated in a channel **f3** of Operator **1**, the adjacent channel interference can be escaped by inter-frequency handover **108** to another channel **f2**. The adjacent channel interference can also be escaped by inter-system handover to channel **f4** of Operator **2**.

It is advantageous and desirable to provide a set of triggering options to ensure continuous operation of a mobile terminal as it approaches the limits of its current radio network coverage. The six triggering options, according to the present invention, are illustrated in Figures 3 to 8.

When a mobile terminal approaches the edge of its current coverage area, it usually suffers a high pathloss due to its distance to the base station. This pathloss must

be compensated for so that it will not be easily over-shouted by another mobile terminal located nearer to the base station. It is the basis for tight and fast power control in WCDMA. As it is known, the solution to power control in WCDMA is fast closed-loop power control. In closed-loop power control in the uplink, the base station performs frequent estimates of the received Signal-to-Interference Ratio (SIR) and compares its to a target SIR. If the measured SIR is higher than the target SIR, the base station will command the mobile station to lower the power. If the measured SIR is too low, the base station will command the mobile station to increase its power. This closed-loop power control will prevent any power imbalance among all the uplink signals received at the base station. It should be noted that, however, the target SIR is not fixed, but is adjusted to a setpoint according to the needs of the individual radio link and a constant quality defined by an error rate. In general, the required target SIR depends on the mobile speed and the multipath profile. In order to avoid wasting power, the target SIR setpoint is allowed to float around the minimum value that just fulfills the required target quality and is controlled by an outer loop control of an RNC.

Outer loop control is typically implemented by having the base station tag each uplink user data frame with a reliability indicator. Should the frame quality indicator indicate to the RNC that the transmission quality is decreasing, the RNC will command the base station to increase the target SIR setpoint by a certain amount. Thus, when a mobile terminal is located at a great distance from the base station, the transmission power of the mobile terminal would increase and the uplink SIR target would also increase. At the edge of the coverage area, the mobile terminal may hit its maximum transmission power.

It is known that a Common Pilot Channel (CPICH) in the physical layer of the radio interface is an unmodulated code channel, and its function is to aid the channel estimation at the mobile terminal and the measurements for the handover and cell selection/reselection. From the CPICH, the mobile terminal can measure the received power on one code, after despreading, defined on the pilot symbols. The received power is known as Received Signal Code Power (RSCP). RSCP is used in intra-mode handover. In intra-mode handovers, the wideband received power within the channel bandwidth, or

Received Signal Strength Indicator (RSSI) is also used. RSSI can be used in inter-system handovers involving a GSM system.

Typically, a WCDMA mobile terminal will enter a compressed mode (CM) after the IF or IS handover triggering condition has been met, and the mobile terminal will initiate the search for a new target cell using measurements on other WCDMA frequencies (IF) and/or GSM frequency bands (IS). CM requires raised transmission power of the mobile terminal. Thus, it is preferred to trigger the handover well in advance, so that this additional power increase can be realized and the degradation of the link can be avoided. It should be noted that, with a dual-receiver mobile terminal, it is not necessary for the mobile terminal to enter the compressed mode for measurements. Accordingly, the trigger is not necessarily well in advance of the actual handover.

As shown in Figure 3, the increase in the mobile transmission power can be used to trigger a handover before the transmission power hits its maximum level. As shown, the maximum level is denoted as  $TxPwr_{ULmax}$ . It is desirable to set a threshold value  $TxPwr_{ULthreshold}$ , leaving a margin  $Pwr_{ULHOmargin}$  between the maximum level and threshold value, so that the additional power required by the compressed mode can be realized. Thus, it is possible to trigger the handover if the uplink mobile transmission power has exceeded the threshold value longer than a specific time,  $T_{ULHOpwr}$ . The triggering condition, as depicted in Figure 3, is particularly useful for a slow-moving, single-receiver mobile terminal with gradual increase of pathloss.

For fast-moving mobile terminals, pathloss increases quickly. For example, when the fast moving mobile terminal is entering a tunnel or becoming blocked by a building, a mountain, and so forth, it is more suitable to use a different condition for handover triggering. As shown in Figure 4, it is possible to use the gradient of the power control signature to monitor the sudden rise of the transmission power due to the quick increase in pathloss. Accordingly, when the increase in the transmission power in the mobile terminal has exceeded its threshold value  $TxPwr_{ULthreshold}$  and the gradient also reaches  $G_{ULHOpwr}$ , the handover triggering condition is met.

When the mobile terminal is experiencing period bursts of interference from another radio system, the transmission power of the mobile terminal increases so it will not be over-shouted by the other radio system. In that situation, as depicted in Figure 5, it

is possible to monitor the number of times that the mobile terminal hits its maximum power over a certain period of time, and use this number as a handover triggering condition. Furthermore, in the downlink direction, when the target SIR at the base station is increased and has exceeded a threshold value  $SIR_{ULthreshold}$  longer than a specified time  $T_{ULHOsir}$ , the handover triggering condition is considered met, as shown in Figure 6.

In the uplink direction, when the connection based power (BS TxPwr) in the downlink to the mobile terminal has exceeded its threshold  $TxPwr_{DLthreshold}$  longer than a specified time  $T_{DLHOpwr}$ , the handover triggering condition is considered met, as shown in Figure 7. When the pilot power (CPICH RSCP) measured at the mobile terminal has fallen below a predetermined value  $PxPwr_{DLthreshold}$  longer than a specified time  $T_{DLHOpilot}$ , the handover triggering condition is also considered met, as depicted in Figure 8. CPICH stands for the Common Pilot Channel, which is transmitted without power control at a fixed level, and RSCP stands for Received Signal Code Power, which is an absolute measure of the propagation loss from the base station to the mobile terminal.

In general, in the uplink direction, when the mobile transmission power or the target SIR has reached a certain criterion, the mobile terminal sends a report to the RNC. The RNC will decide the type of target cell to which the mobile terminal shifts, depending upon the type of service class the mobile terminal is using. The RNC initiates inter-system (IS) measurement for a handover from a WCDMA to a GSM/2G system. The RNC informs the mobile terminal (of single-receiver type) of the compressed mode pattern and provides the latter a neighbor list. The mobile terminal measures the Received Signal Strength Indicator (RSSI) of the GSM/2G cells in the neighbor list. The RNC commands the mobile terminal to decode the Base transceiver Station Identity Code (BSIC) of the best GSM/2G candidate. The mobile terminal may also start BSIC decoding automatically. Finally, the RNC sends handover command to the mobile terminal to complete the IS handover. The inter-frequency (IF) handover procedure is similar to that for the inter-system handover, except that the neighbor list contains WCDMA cells. In an IF handover, the mobile terminal measures the ratio of the average transmit energy per PN (pseudonoise sequence) chip to the total received power spectral density ( $E_c/I_0$ ) from the neighbor cells. No BSIC decoding is done before handover. A

decoding step is carried out to decode the system frame number (SFN) after the IF handover.

As for the handover triggering conditions using parameters in the downlink direction, the base station reports to the RNC when the handover triggering condition is met. The communication between the RNC and the mobile station, however, is similar to the handover triggering conditions using parameters in the uplink direction.

It should be noted that the maximum uplink transmission power  $TxPwr_{ULmax}$  and the maximum downlink transmission power  $TxPwr_{DLmax}$  may vary with the equipment used and the environment. Therefore, the threshold values  $TxPwr_{ULthreshold}$  and  $TxPwr_{DLthreshold}$  can only be expressed as a level relative to the corresponding maximum transmission power. Although it is preferred that the threshold value be in the range of 2 to 5dB below the maximum transmission power, the threshold value can be outside the preferred range. Similarly, the target SIR depends on the practical quality of the equipment used and the environment and, therefore, the threshold value  $SIR_{ULthreshold}$  can only be set based on the average target SIR. For example,  $SIR_{ULthreshold}$  can be set at 2-5dB above the average target SIR, but this level can also be set outside the range. As for the threshold value for received power,  $PxPwr_{DLthreshold}$ , it is possible to set the threshold value within 5dB above the maximum Received Signal Code Power RSCP.

The specified time ( $T_{ULHO_{pwr}}$ ,  $T_{DLHO_{pwr}}$ ,  $T_{ULHO_{peak}}$ ,  $T_{ULHO_{sir}}$ ,  $T_{DLHO_{pilot}}$ ) over which the threshold has been reached may also vary with the equipment used and technology. It is, therefore, practical only to provide a range in which the specified time is selected. For example, the specified time can be 50ms to 2s, but it can be longer or shorter.  $N_{ULHO}$  is currently provided by the RNC, it is possible to select  $N_{ULHO}$  within the range of 1 to 5, but this number can be higher if desired or necessary. As for the gradient  $G_{ULHO_{pwr}}$ , it can be expressed as the percentage increase of the  $TxPwr$  relative to  $TxPwr_{ULmax}$  over a period of time. For example, the triggering condition regarding  $G_{ULHO_{pwr}}$  can be a 50% increase in  $TxPwr$  relative to  $TxPwr_{ULmax}$  in 500ms, or a 10% increase in 50ms, or other values, depending on whether the measurements can be supported by the mobile terminal.

Figure 9 shows a system for triggering a handover event in telecommunication networks 10. As shown in Figure 9, the telecommunication networks 10 include a plurality of base stations 60, 62 operated by operator 1, and one or more base stations 64

operated by operator 2. The base stations 60 and 62 are linked to an RNC 70, and the base station 64 is linked to an RNC 72. Each of the base stations 60, 62 and 64 has a measurement device 160, which is capable of providing a triggering parameter to the linked RNC. Based on the triggering parameter, a determining device 170 in the RNC determines whether the trigger parameter has fulfilled a trigger condition based on a reference value 172. As shown, the mobile terminal 15 maintains a communication link with the base station 62 in the uplink and downlink. When the mobile terminal 15 moves from the radio coverage area of a first frequency carrier to the radio coverage area of a second frequency carrier (see Figure 1), the base station 62 sends a first signal 180 indicative of the triggering parameter to the RNC 70. The triggering parameter can be the increase in the transmission power of the mobile terminal 15, as depicted in Figure 3; the sudden rise in the transmission power of the mobile terminal 15, as depicted in Figure 4; the increase of the target SIR at the base station 62, as depicted in Figures 5 and 6; the connection based power in the downlink to the mobile station 15, as depicted in Figure 7; or the pilot power measured at the mobile terminal 15, as depicted in Figure 8. Once the RNC 70 decides which target cell the mobile terminal 15 will shift to, the RNC 70 informs the mobile terminal 15, via a second signal 182, to start the signal strength and/or signal quality measurement using its measurement device 150.

Although the invention has been described with respect to a preferred embodiment thereof, it will be understood by those skilled in the art that the foregoing and various other changes, omissions and deviations in the form and detail thereof may be made without departing from the spirit and scope of this invention.

**What is claimed is:**

1. A method of triggering a handover event in telecommunication networks having a plurality of base stations, comprising:

obtaining from a base station a first signal indicative of a triggering parameter, wherein the plurality of base stations are operated by a plurality of network operators each having one or more frequency carriers, wherein the handover event is used in a frequency division multiplex mode of a mobile terminal capable of communicating with one or more base stations of the telecommunication networks over corresponding uplink and downlink, for allowing the mobile terminal to move from the radio coverage area of a first frequency carrier to the radio coverage area of a second frequency carrier while maintaining communication with one or more base stations, wherein the handover event is performed based on signal strength and/or signal quality measurement;

determining from the first signal whether the triggering parameter has fulfilled one of a set of triggering conditions regarding a reference value, each of which conditions is sufficient for initiating handover measurements, the set including a plurality of power values and at least one signal-to-noise ratio value, the values relating to both downlink and uplink;

providing a second signal to the mobile terminal when the triggering parameter has fulfilled one of the set triggering condition for starting the signal strength and/or signal quality measurement;

providing the mobile station with a neighbor list to allow for signal strength and/or signal quality measurement based on said neighbor list; and

subsequently sending a handover command to said mobile station.

2. The method of claim 1, wherein the triggering parameter is indicative of a transmission power of the mobile terminal in the uplink, and the reference value is indicative of a threshold value for the transmission power, and that the triggering condition is fulfilled when the transmission power has exceeded the threshold value over a predetermined period of time.

3. The method of claim 1, wherein the triggering parameter is indicative of a transmission power in the downlink to the mobile terminal, and the reference value is indicative of a threshold value of the transmission power, and wherein the triggering condition is fulfilled when the transmission power has exceeded the threshold value over a predetermined period of time.
4. The method of claim 1, wherein the triggering parameter is indicative of a transmission power of the mobile terminal and the reference value is a maximum value of the transmission power, and the triggering condition is fulfilled when the transmission power has reached the maximum value over a predetermined number of times during a predetermined period of time.
5. The method of claim 1, wherein the triggering parameter is indicative of an uplink signal-to-interference ratio targeted at one of the base stations, and the reference value is indicative of a threshold value of the signal-to-interference ratio, and wherein the triggering condition is fulfilled when the targeted signal-to-interference ratio has exceeded the threshold value over a predetermined period of time.
6. The method claim 1, wherein the triggering parameter is indicative of a transmission power of the mobile terminal, and the reference value is indicative of a threshold value of the transmission power, and wherein the triggering condition is fulfilled when the transmission power has exceeded the threshold value and an average of the transmission power over a period of time indicates that the transmission power is capable of reaching a maximum transmission power within a predetermined period of time.
7. The method of claim 1, wherein the triggering parameter is indicative of a ratio of a received signal power to a received signal strength indicator, and the reference value is indicative of a threshold value for the receiver signal power, and wherein the triggering condition is fulfilled when the ratio has fallen below the threshold value over a predetermined period of time.

8. The method of claim 1, wherein the mobile terminal comprises at least two receivers.
9. The method of claim 1, wherein the mobile terminal comprises a single receiver.
10. The method of claim 9, wherein the first network operator has at least one radio network controller for connecting one or more base stations to the telecommunication networks, and the second signal is conveyed from the radio network controller to the mobile terminal to activate the compressed data transmission mode in the mobile terminal.
11. The method of claim 1, wherein the first network operator operates at a first frequency and the second operator operates at a second frequency different from the first frequency in a wideband code division multiplex access mode.
12. The method of claim 1, wherein the first network operator operates in a wideband code division multiplex access mode and the second network operator operates in a mode in accordance with the Global System for Mobile communications GSM.
13. The method of claim 1, wherein the first signal is sent to one of the plurality of network operators having connection with the mobile terminal, and said determining is performed by said one of the plurality of network operators, and wherein the second signal is sent from the said one of the plurality of network operators.
14. The method of claim 1, wherein if the handover is from the first network system to a second network system, then the neighbor list contains cells of the second network system.
15. A system for triggering a handover event in telecommunication network, comprising:
  - means, communicative with a mobile terminal, for obtaining a triggering parameter and providing a first signal indicative of the triggering parameter, wherein the

telecommunication network comprises a plurality of base stations operated by a plurality of network operators each having one or more frequency carriers, wherein the handover event is used in a frequency division multiplex mode of the mobile terminal capable of communicating with one or more base stations of the telecommunication networks over corresponding uplink and downlink, for allowing the mobile terminal to move from the radio coverage area of a first frequency carrier to the radio coverage area of a second frequency carrier while maintaining communication with one or more base stations, wherein the handover event is performed based on signal strength and/or signal quality measurement;

means, responsive to the first signal, for determine whether the triggering parameter has fulfilled one of a set of triggering conditions regarding a reference value, for providing a second signal to the mobile terminal when the triggering parameter has fulfilled one of the set of triggering conditions for starting the signal strength and/or signal quality measurement, each of which conditions is sufficient for initiating handover measurements, the set including a plurality of power values and at least one signal-to-noise ratio value, the values relating to both downlink and uplink;

means for providing the mobile station with a neighbor list to allow for the signal strength and/or signal quality measurement based on said neighbor list; and

means for subsequently sending a handover command to said mobile station.

16. The system of claim 15, wherein the triggering parameter is indicative of a transmission power of the mobile terminal in the uplink, and the reference value is indicative of a threshold value for the transmission power, and wherein the triggering condition is fulfilled when the transmission power has exceeded the threshold value over a predetermined period of time.

17. The system of claim 15, wherein the triggering parameter is indicative of a transmission power in the downlink to the mobile terminal, and the reference value is indicative of a threshold value of the transmission power, and wherein the triggering condition is fulfilled when the transmission power has exceeded the threshold value over a predetermined period of time.

18. The system of claim 15, wherein the triggering parameter is indicative of a transmission power of the mobile terminal and the reference value is a maximum value of the transmission power, and the triggering condition is fulfilled when the transmission power has reached the maximum value over a predetermined number of times during a predetermined period of time.
19. The system of claim 15, wherein the triggering parameter is indicative of an uplink signal-to-interference ratio targeted at one of the base stations, and the reference value is indicative of a threshold value of the signal-to-interference ratio, and wherein the triggering condition is fulfilled when the targeted signal-to-interference ratio has exceeded the threshold value over a predetermined period of time.
20. The system of claim 15, wherein the triggering parameter is indicative of a transmission power of the mobile terminal, and the reference value is indicative of a threshold value of the transmission power, and the triggering condition is fulfilled when the transmission power has exceeded the threshold value and an average of the transmission power over a period of time indicates that the transmission power is capable of reaching a maximum transmission power within a predetermined period of time.
21. The system of claim 15, wherein the triggering parameter is indicative of a ratio of a received signal power to a received signal strength indicator, and the reference value is indicative of a threshold value for the receiver signal power, and wherein the triggering condition is fulfilled when the ratio has fallen below the threshold value over a predetermined period of time.
22. The system of claim 15, wherein the mobile terminal comprises at least two receivers.
23. The system of claim 15, wherein the mobile terminal comprises a single receiver.
24. The system of claim 23, wherein the first network operator has at least one radio network controller for connecting one or more base stations to the telecommunication

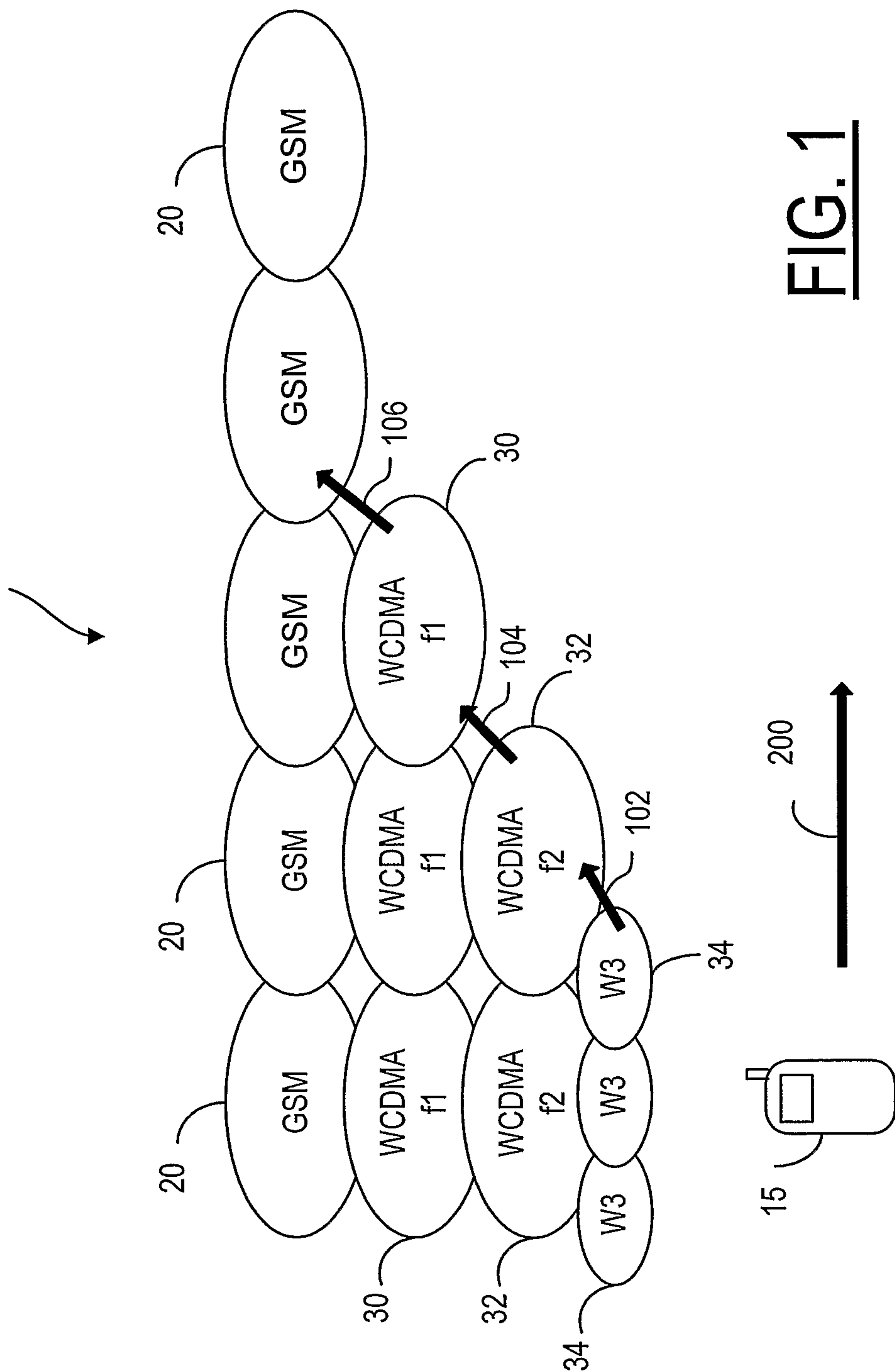
networks, and the second signal is conveyed from the radio network controller to the mobile terminal to activate the compressed data transmission mode in the mobile terminal.

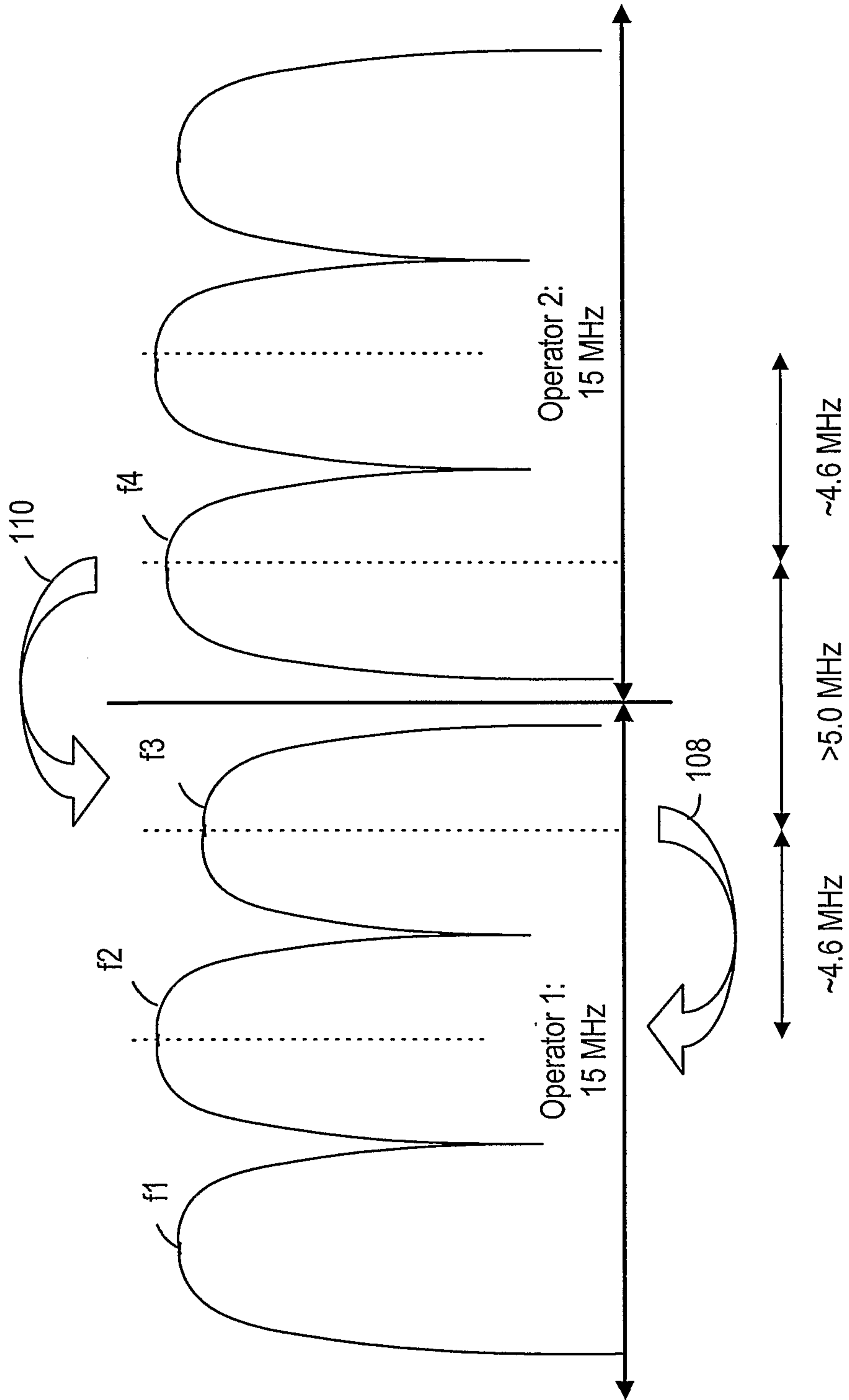
25. The system of claim 15, wherein the first network operator operates at a first frequency and the second operator operates at a second frequency different from the first frequency in a wideband code division multiplex access mode.

26. The system of claim 15, wherein the first network operator operates in a wideband code division multiplex access mode and the second network operator operates in a mode in accordance with the Global System for Mobile communications.

27. The system of claim 15, wherein the first signal is sent to one of the plurality of network operators having connection with the mobile terminal, and said determining is performed by said one of the plurality of network operators, and wherein the second signal is sent from the said one of the plurality of network operators.

28. The system of claim 15, wherein if the handover is from the first network system to a second network system, then the neighbor list contains cells of the second network system.





**FIG. 2**

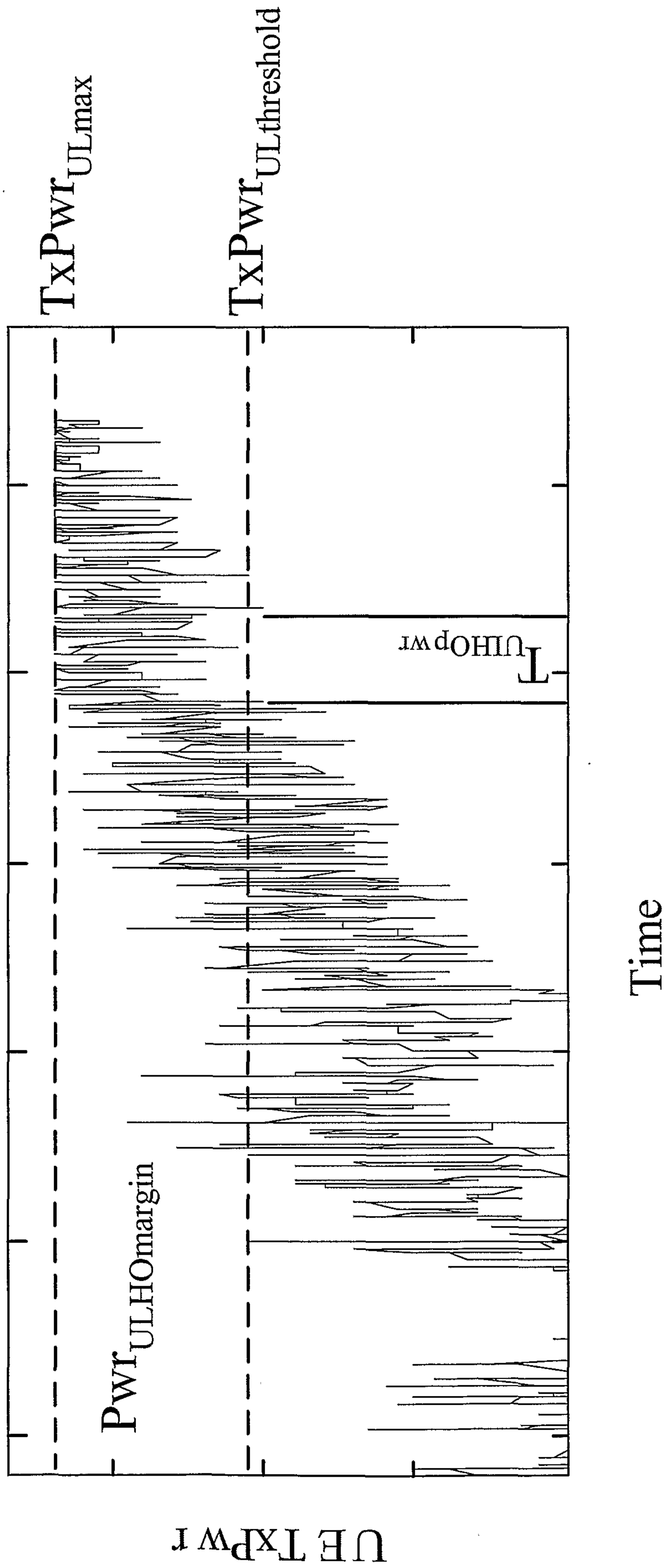


FIG. 3

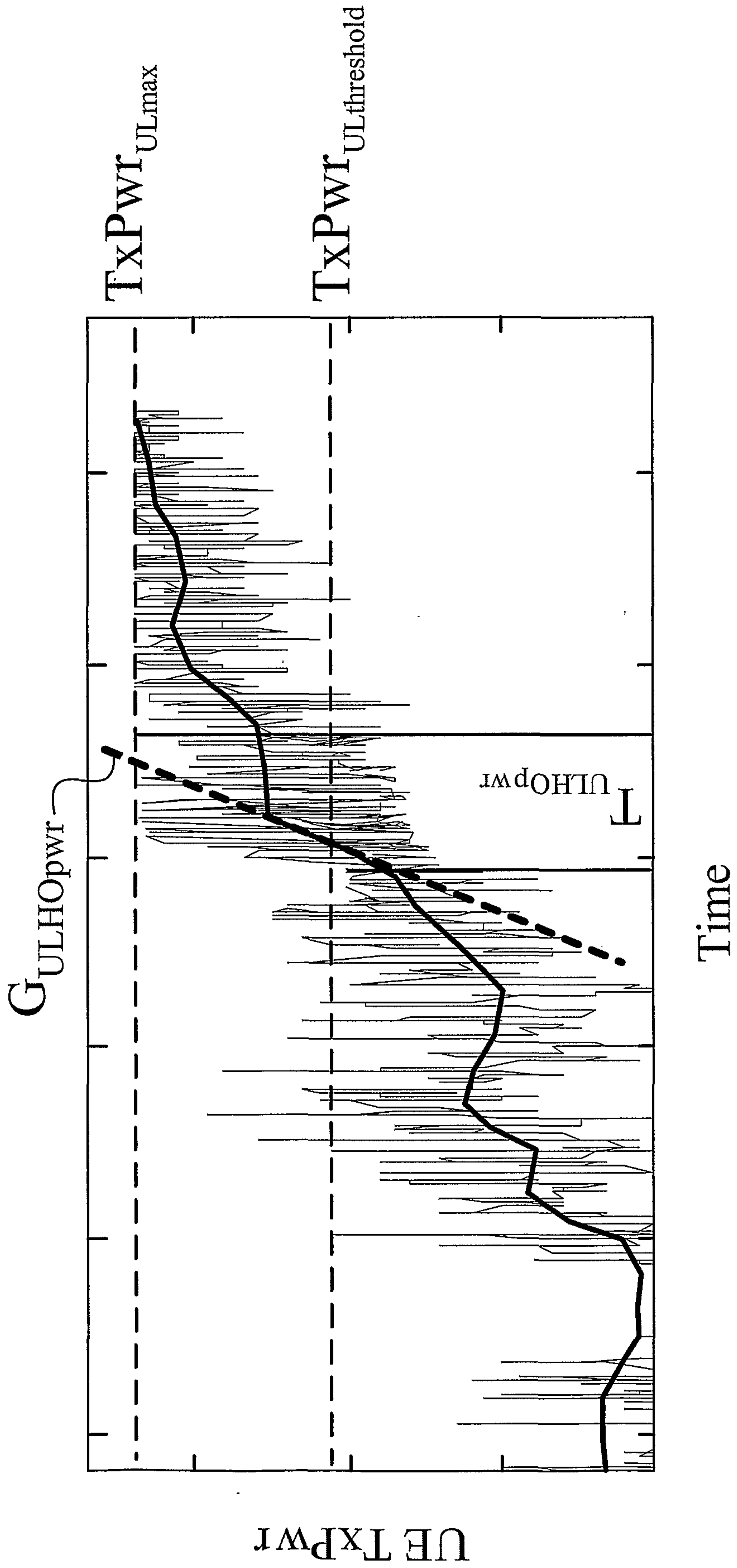


FIG. 4

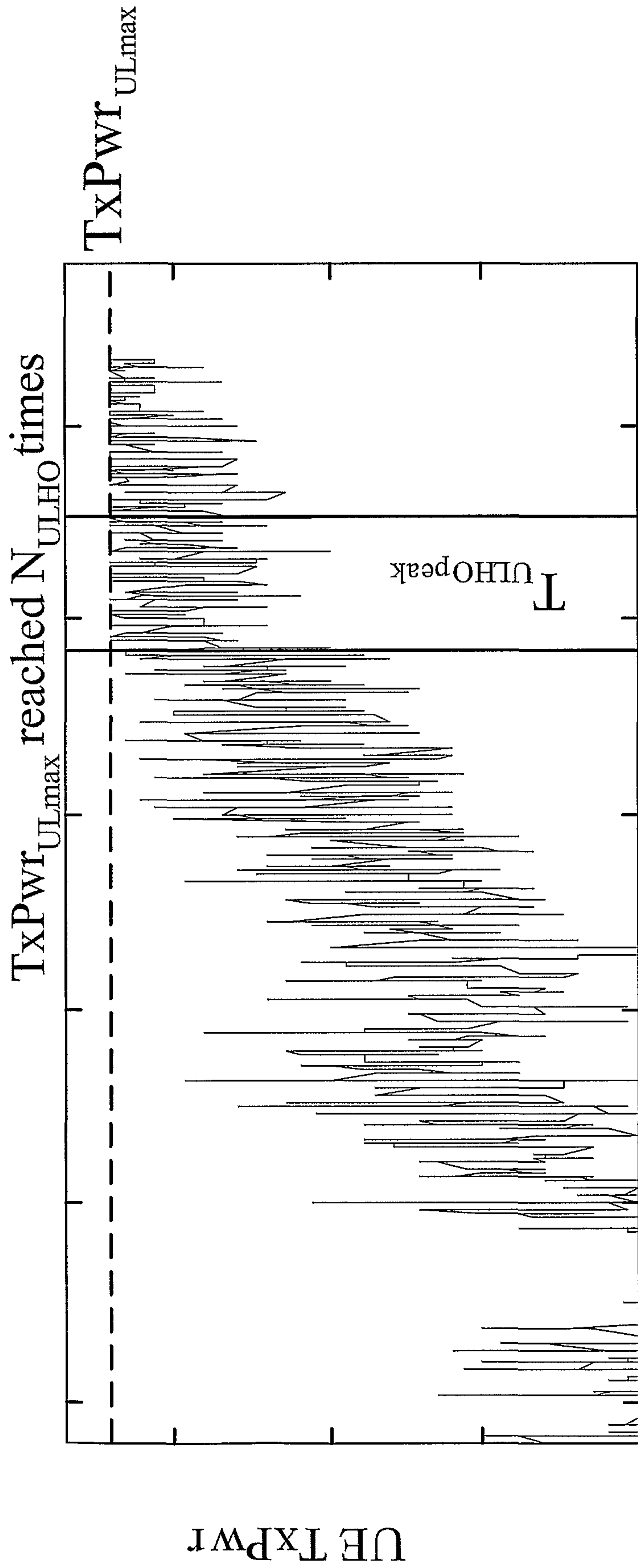


FIG. 5

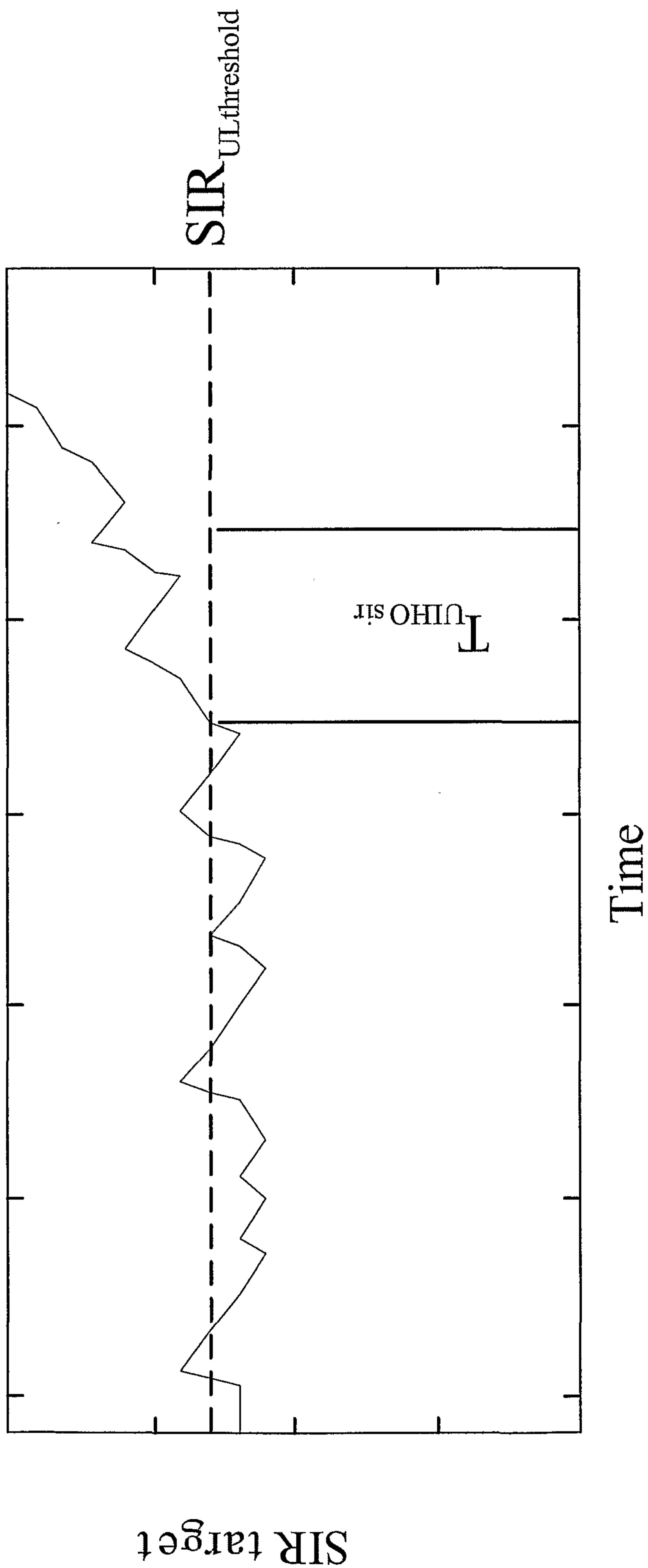


FIG. 6

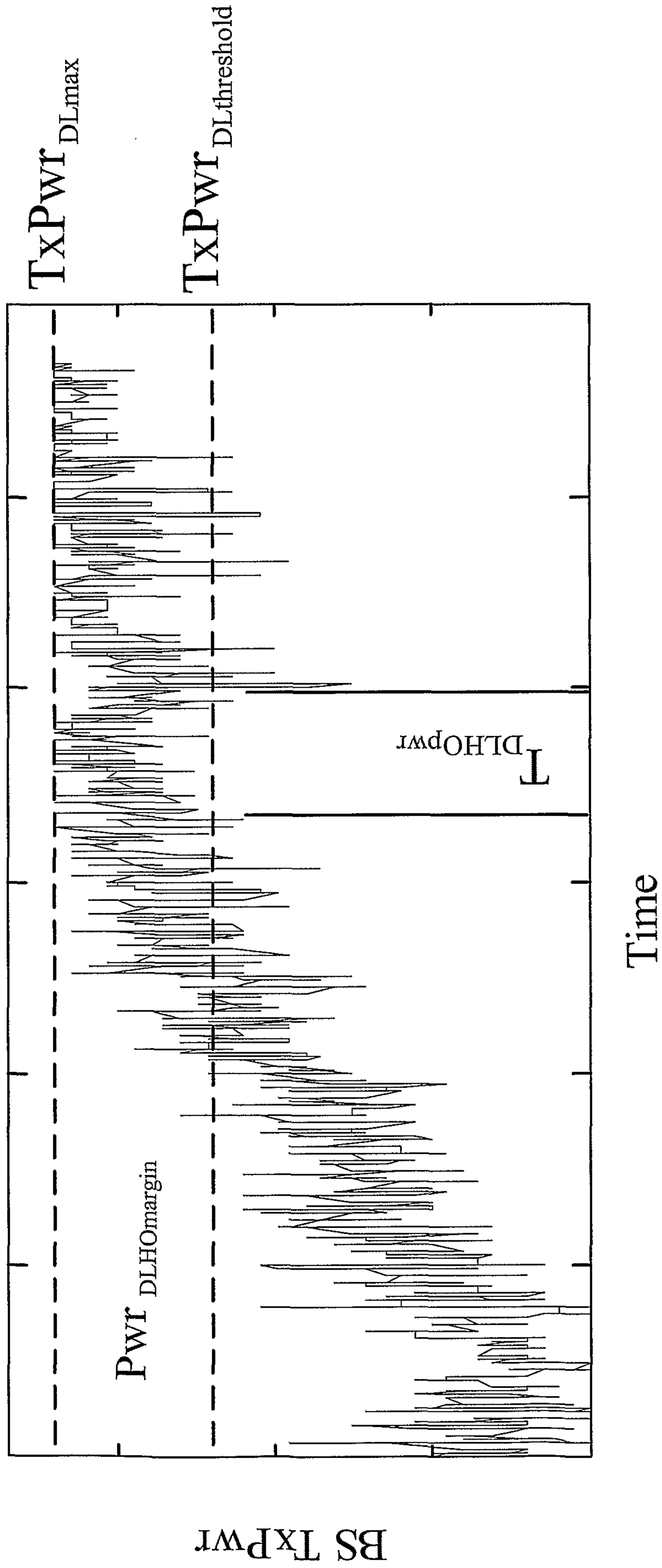


FIG. 7

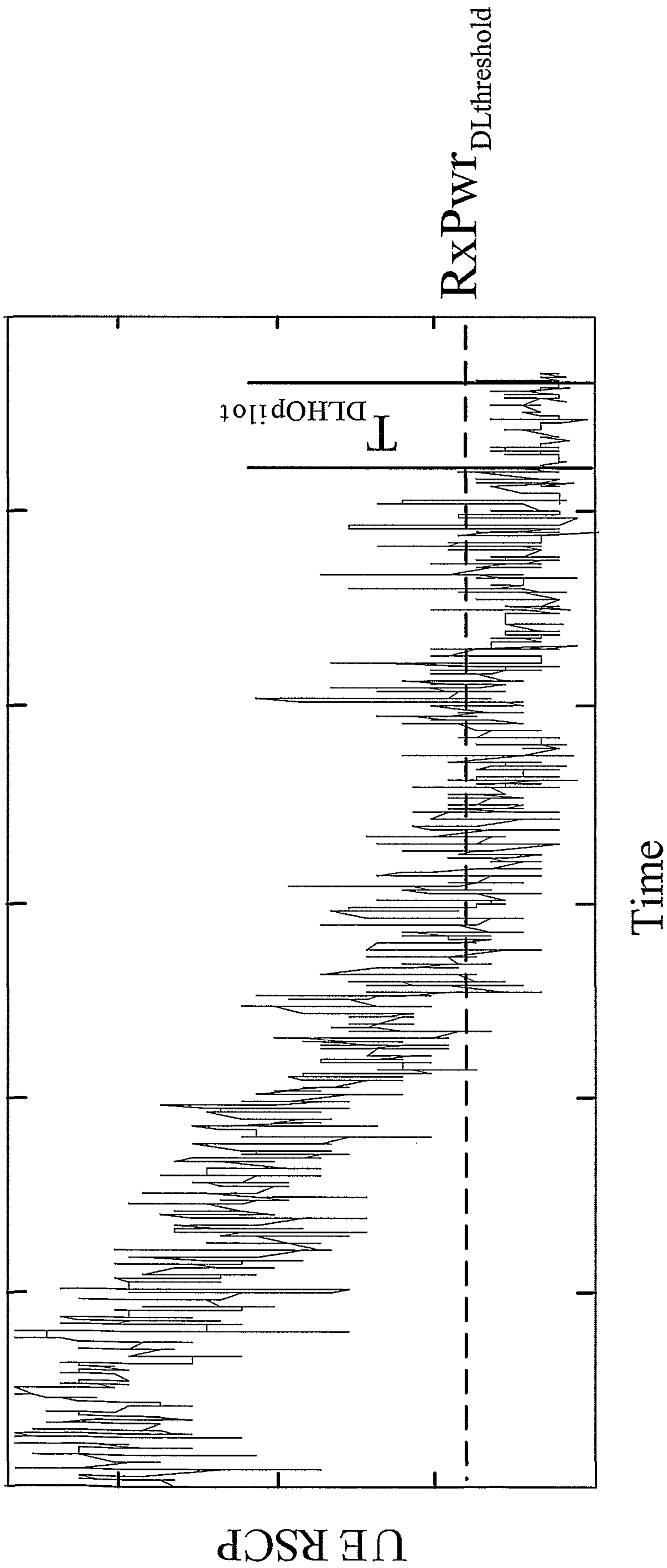
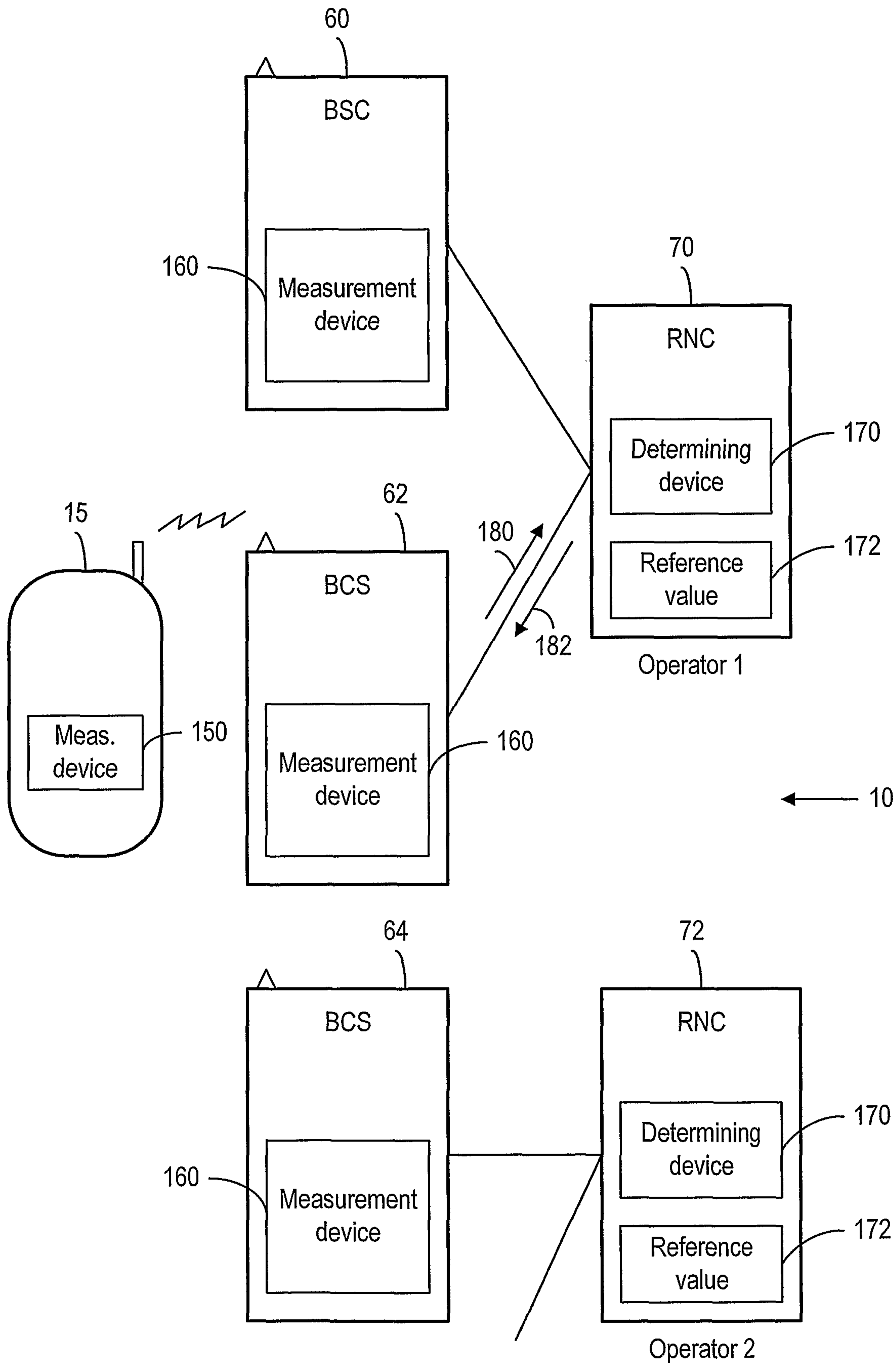


FIG. 8



**FIG. 9**

