



INTERNATIONAL APPLICATION PUBLISHED UNDER THE PATENT COOPERATION TREATY (PCT)

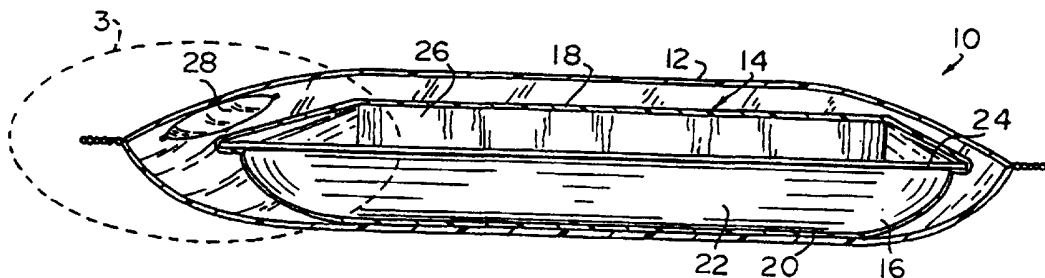
(51) International Patent Classification ⁶ : A23L 3/3436	A1	(11) International Publication Number: WO 97/36504 (43) International Publication Date: 9 October 1997 (09.10.97)
---	-----------	---

(21) International Application Number: PCT/US97/04893

(22) International Filing Date: 26 March 1997 (26.03.97)

(30) Priority Data:
08/627,137 3 April 1996 (03.04.96) US(71) Applicant: TENNECO PACKAGING INC. [US/US]; 1603
Orrington Avenue, Evanston, IL 60204 (US).(72) Inventors: DELDUCA, Gary, R.; 82 Howell Street,
Canandaigua, NY 14424 (US). DEYO, Alan, E.; 66 S.
Main Street, Rushville, NY 14544 (US). LUTHRA, Vinod,
K.; 21 Barrington Hills, Pittsford, NY 14534 (US). WU,
Wen, P.; 4 Silver Pines Drive, Pittsford, NY 14534 (US).(74) Agent: BLANKSTEIN, Michael, J.; Arnold, White & Durkee,
P.O. Box 4433, Houston, TX 77210 (US).(81) Designated States: AL, AM, AT, AU, AZ, BA, BB, BG, BR,
BY, CA, CH, CN, CU, CZ, DE, DK, EE, ES, FI, GB, GE,
HU, IL, IS, JP, KE, KG, KP, KR, KZ, LC, LK, LR, LS,
LT, LU, LV, MD, MG, MK, MN, MW, MX, NO, NZ, PL,
PT, RO, RU, SD, SE, SG, SI, SK, TJ, TM, TR, TT, UA,
UG, UZ, VN, YU, ARIPO patent (GH, KE, LS, MW, SD,
SZ, UG), Eurasian patent (AM, AZ, BY, KG, KZ, MD, RU,
TJ, TM), European patent (AT, BE, CH, DE, DK, ES, FI,
FR, GB, GR, IE, IT, LU, MC, NL, PT, SE), OAPI patent
(BF, BJ, CF, CG, CI, CM, GA, GN, ML, MR, NE, SN, TD,
TG).**Published***With international search report.*

(54) Title: MODIFIED ATMOSPHERE PACKAGE



(57) Abstract

A modified atmosphere packaging system and method creates a modified atmosphere in a package (10) including an inner container (14) and an outer container (12). The inner container (14) is composed at least partially of a polymeric material substantially permeable to oxygen forming a tray (16), while the outer container (12) is composed of a polymeric material substantially impermeable to oxygen. After a food product such as raw meat (26) is placed within the inner container (14), the inner container (14) is flushed with a desired mixture of gases to substantially remove oxygen from the inner container (14). The flushed inner container (14) is then sealed and inserted into the outer container (12) without sealing the outer container (12). Next, the outer container (12) is flushed to remove oxygen. After flushing the outer container (12), the outer container (12) is sealed. An oxygen scavenger (28) is provided in the package (10) to substantially absorb any residual oxygen within the package (10).

FOR THE PURPOSES OF INFORMATION ONLY

Codes used to identify States party to the PCT on the front pages of pamphlets publishing international applications under the PCT.

AL	Albania	ES	Spain	LS	Lesotho	SI	Slovenia
AM	Armenia	FI	Finland	LT	Lithuania	SK	Slovakia
AT	Austria	FR	France	LU	Luxembourg	SN	Senegal
AU	Australia	GA	Gabon	LV	Latvia	SZ	Swaziland
AZ	Azerbaijan	GB	United Kingdom	MC	Monaco	TD	Chad
BA	Bosnia and Herzegovina	GE	Georgia	MD	Republic of Moldova	TG	Togo
BB	Barbados	GH	Ghana	MG	Madagascar	TJ	Tajikistan
BE	Belgium	GN	Guinea	MK	The former Yugoslav Republic of Macedonia	TM	Turkmenistan
BF	Burkina Faso	GR	Greece	ML	Mali	TR	Turkey
BG	Bulgaria	HU	Hungary	MN	Mongolia	TT	Trinidad and Tobago
BJ	Benin	IE	Ireland	MR	Mauritania	UA	Ukraine
BR	Brazil	IL	Israel	MW	Malawi	UG	Uganda
BY	Belarus	IS	Iceland	MX	Mexico	US	United States of America
CA	Canada	IT	Italy	NE	Niger	UZ	Uzbekistan
CF	Central African Republic	JP	Japan	NL	Netherlands	VN	Viet Nam
CG	Congo	KE	Kenya	NO	Norway	YU	Yugoslavia
CH	Switzerland	KG	Kyrgyzstan	NZ	New Zealand	ZW	Zimbabwe
CI	Côte d'Ivoire	KP	Democratic People's Republic of Korea	PL	Poland		
CM	Cameroon	KR	Republic of Korea	PT	Portugal		
CN	China	KZ	Kazakstan	RO	Romania		
CU	Cuba	LC	Saint Lucia	RU	Russian Federation		
CZ	Czech Republic	LI	Liechtenstein	SD	Sudan		
DE	Germany	LK	Sri Lanka	SE	Sweden		
DK	Denmark	LR	Liberia	SG	Singapore		
EE	Estonia						

MODIFIED ATMOSPHERE PACKAGE

Field of the Invention

The present invention relates generally to modified atmosphere packages for storing food. More particularly, the invention relates to a modified atmosphere package
5 for extending the shelf life of raw meats or other food.

Background of the Invention

Containers have long been employed to store and transfer perishable food prior to presenting the food at a market where it will be purchased by the consumer. After perishable foods, such as meats, fruits, and vegetables, are harvested, they are placed into
10 containers to preserve those foods for as long as possible. Maximizing the time in which the food remains preserved in the containers increases the profitability of all entities in the chain of distribution by minimizing the amount of spoilage.

The environment around which the food is preserved is a critical factor in the preservation process. Not only is maintaining an adequate temperature important, but the
15 molecular and chemical content of the gases surrounding the food is significant as well. By providing an appropriate gas content to the environment surrounding the food, the food can be better preserved when maintained at the proper temperature or even when it is exposed to variations in temperature. This gives the food producer some assurance that after the food leaves his or her control, the food will be in an acceptable condition when it
20 reaches the consumer.

Modified atmosphere packaging systems for one type of food, raw meats, exposes these raw meats to either extremely high levels or extremely low levels of oxygen (O₂). Packaging systems which provide extremely low levels of oxygen are generally preferable because it is well known that the fresh quality of meat can be preserved longer under
25 anaerobic conditions than under aerobic conditions. Maintaining low levels of oxygen minimizes the growth and multiplication of aerobic bacteria. Heretofore, low-level oxygen systems, such as the systems proposed in U.S. Patent No. 3,574,642 to Weinke and U.S. Patent No. 5,115,624 to Garwood, have obtained extremely low levels of oxygen by relying upon oxygen evacuation techniques.

- 2 -

In typical prior art packaging systems, a package composed of flexible or rigid gas barrier materials is loaded into an evacuation chamber. The package in the evacuation chamber is subjected to a vacuum which removes as much of the gases surrounding the package as possible. At this point the package is sealed. After the evacuated package is sealed, the raw meat either can be maintained in a "zero" atmosphere environment (commonly referred to as vacuum packaging) or can be refilled with a gas or mixture of gases to provide a modified atmosphere environment. To provide a modified atmosphere environment, the air-evacuated package is typically filled with a mixture of gases consisting of about 30 percent carbon dioxide (CO₂) and 70 percent nitrogen (N₂). Refilling the air-evacuated package with such a mixture of gases is believed to suppress the growth of anaerobic bacteria. The meat in the modified atmosphere package takes on a less desirable purple-red color which few consumers would associate with freshness. This purple-red color, however, quickly "blooms" to a bright red color generally associated with freshness when the package is opened to oxygenate the fresh meat by exposure to air. The package is typically opened immediately prior to display of the fresh meat to consumers so as to induce blooming of the fresh meat just prior to display to the consumers.

Low-level oxygen systems relying upon evacuation techniques to diminish oxygen levels suffer from several disadvantages. For example, such systems operate at exceptionally slow speeds because they require the use of an evacuation device along the packaging line. The evacuation process is time-consuming. Typically, only about four to six evacuated packages can be prepared on a packaging line in one minute. In addition, the evacuation techniques render it difficult to remove any oxygen within a previously wrapped package such as an overwrapped meat tray. The trapped oxygen raises the residual oxygen level in the package and can also cause billowing and subsequent damage to the package during evacuation.

A need therefore exists for a modified atmosphere package and a system for making that package which overcome the aforementioned shortcomings associated with existing modified atmosphere packages and existing systems for making those packages.

Summary of the Invention

Briefly, the present invention is directed to a new and improved modified atmosphere package for extending the shelf life of food, especially raw meats. Moreover, the present invention is directed to a new and improved modified atmosphere packaging system for producing the foregoing packages which operates at significantly higher speeds than prior art systems and which reduces the oxygen level in the packages without the use of time-consuming evacuation techniques. The packaging system effectively extends the allowable time period between cutting and purchase of retail cuts of raw meat. The raw meat can be cut and packaged several weeks prior to being purchased at the store and yet remains fresh during this time period.

The modified atmosphere package maintains an appropriate contained atmosphere around food being contained therein when stored in an ambient environment. A modified atmosphere packaging system and method creates a modified atmosphere in the package. In one embodiment, the modified atmosphere package includes an inner container and an outer container. The inner container is composed at least partially of a polymeric material substantially permeable to oxygen, while the outer container is composed of a polymeric material substantially impermeable to oxygen. After a food product such as raw meat is placed within the inner container, the inner container may be flushed with a desired mixture of gases to substantially remove oxygen from the inner container. The flushed inner container is then wrapped and inserted into the outer container without sealing the outer container. Next, the outer container is flushed with the desired mixture of gases to substantially remove oxygen from the outer container. After flushing the outer container, the outer container is sealed. An oxygen scavenger is provided in the package to substantially absorb any residual oxygen within the package.

The above summary of the present invention is not intended to represent each embodiment, or every aspect of the present invention. This is the purpose of the figures and detailed description which follow.

Brief Description of the Drawings

Other objects and advantages of the invention will become apparent upon reading the following detailed description and upon reference to the drawings in which:

FIG. 1 is an isometric view of a modified atmosphere package embodying the present invention;

FIG. 2 is a section view taken generally along line 2-2 in FIG. 1;

FIG. 3 is an enlarged view taken generally along circled portion 3 in FIG. 2; and

FIG. 4 is a diagrammatic side view of a system for making the modified atmosphere package in FIG. 1.

While the invention is susceptible to various modifications and alternative forms, certain specific embodiments thereof have been shown by way of example in the drawings and will be described in detail. It should be understood, however, that the intention is not to limit the invention to the particular forms described. On the contrary, the intention is to cover all modifications, equivalents, and alternatives falling within the spirit and scope of the invention as defined by the appended claims.

Description of the Preferred Embodiment

Turning now to the drawings, FIGS. 1-3 depict a modified atmosphere package 10 including an outer container 12 and an inner container 14. The inner container 14 includes a conventional semi-rigid plastic tray 16 thermoformed from a sheet of polymeric material which is substantially permeable to oxygen. Exemplary polymers which may be used to form the non-barrier tray 16 include polystyrene foam, cellulose pulp, polyethylene, polypropylene, etc. In a preferred embodiment, the polymeric sheet used to form the tray 16 is substantially composed of polystyrene foam and has a thickness ranging from about 100 mils to about 300 mils. The use of a common polystyrene foam tray 16 is desirable because it has a high consumer acceptance. The inner container 12 further includes a stretch film wrapping or cover 18 substantially composed of a polymeric material, such as polyvinyl chloride (PVC), which is substantially permeable to oxygen. In a preferred embodiment, the stretch film used to form the cover 18 contains additives which allow the film to cling to itself and has a thickness ranging from about 0.5

- 5 -

mil to about 1.5 mils. One preferred stretch film is Resinite™ meat film commercially available from Borden Packaging and Industrial Products of North Andover, Massachusetts.

5 The tray 16 is generally rectangular in configuration and includes a bottom wall 20, a continuous side wall 22, and a continuous rim or flange 24. The continuous side wall 22 encompasses the bottom wall 20 and extends upwardly and outwardly from the bottom wall 20. The continuous rim 24 encompasses an upper edge of the continuous side wall 22 and projects laterally outwardly therefrom. A food item such as a retail cut of raw meat 26 is located in a rectangular compartment defined by the bottom wall 20 and continuous side wall 22. Prior to fully wrapping the tray 16 with the cover 18, the partially formed inner container 14 may be flushed with an appropriate mixture of gases, typically a mixture of about 30 percent carbon dioxide and about 70 percent nitrogen, to lower the oxygen level in the inner container 14 to about 1.5 to 5.0 percent. The foregoing mixture of gases displaces the oxygen within the inner container 14 during the flushing operation. After flushing the inner container 14, the tray 16 is manually or automatically wrapped with the cover 18. The cover 18 is wrapped over the retail cut of raw meat 26 and about both the side wall 22 and bottom wall 20 of the tray 16. The free ends of the cover 18 are overlapped along the underside of the bottom wall 20 of the tray 16, and, due to the cling characteristic inherent in the cover 18, these overlapping free ends cling to one another to hold the cover 18 in place. If desired, the overwrapped tray 16, i.e., the inner container 14, may be run over a hot plate to thermally fuse the free ends of the cover 18 to one another and thereby prevent these free ends from potentially unraveling.

25 The outer container 12 is preferably a flexible polymeric bag composed of a single or multilayer plastics material which is substantially impermeable to oxygen. The polymeric bag 12 may, for example, include an oriented polypropylene (OPP) core coated with an oxygen barrier coating such as polyvinylidene chloride and further laminated with a layer of sealant material such as polyethylene to facilitate heat sealing. In a preferred embodiment, the polymeric bag 12 is composed of a layer of polyethylene laminated to OPP film commercially available as product no. 325C44-EX861B from PrintPack, Inc. of 30

- 6 -

Atlanta, Georgia. The laminated OPP film has a thickness ranging from about 2 mils to about 6 mils. Prior to sealing the peripheral edges of the polymeric bag 12, the inner container 14 is placed within the polymeric bag 12. Also, the bag 12 is flushed with an appropriate mixture of gases, typically about 30 percent carbon dioxide and about 70 percent nitrogen, to lower the oxygen level in the bag 12 to about 0.05 to 5.0 percent. After flushing the bag 12, but still prior to sealing the bag 12, an oxygen scavenger/absorber 28 is placed in the bag 12 external to the sealed inner container 14. The bag 12 is then sealed.

After a time period of about one to two hours, the oxygen scavenger 28 lowers the oxygen level in the bag 12 from the 0.05 to 5.0 percent oxygen level described above to less than about 0.05 percent and most preferably to about zero percent. If there is still oxygen in the bag 12 after this time period, the oxygen scavenger 28 absorbs any remaining oxygen in the bag 12 and any oxygen which might still be trapped within the inner container 14 so as to lower the oxygen level in the bag 12 to about zero percent. The oxygen scavenger 28 also absorbs any oxygen which might permeate into the bag 12 from the ambient environment. To optimize the rate of oxygen absorption, the oxygen scavenger 28 may be injected with a predetermined amount of activating agent or by other means to increase the rate of absorption prior to being placed in the bag 12. In FIGS. 1-3, the oxygen scavenger 28 is illustrated as a packet or label which is inserted into the bag 12 prior to sealing the bag 12. Alternatively, an oxygen scavenging material may be added to the polymer or polymers used to form the bag 12 so that the oxygen scavenging material is integrated into the bag 12 itself.

The retail cut of raw meat 26 within the package 10 takes on a purple-red color when the oxygen is removed from the interior of the package 10. The meat-filled modified atmosphere package 10 may now be stored in a refrigeration unit for several weeks prior to being offered for sale at a grocery store. A short time (e.g., less than one hour) prior to being displayed at the grocery store, the inner container 14 is removed from the polymeric bag 12 to allow oxygen from the ambient environment to permeate the non-barrier tray 16 and non-barrier cover 18. The purple-red color of the raw meat 26 quickly

- 7 -

changes or "blooms" to a generally acceptable bright red color when the raw meat 26 is oxygenated by exposure to air.

FIG. 4 illustrates a modified atmosphere packaging system used to produce the modified atmosphere package 10 in FIGS. 1-3. The packaging system integrates several disparate and commercially available technologies to provide a modified atmosphere for retail cuts of raw meat. The basic operations performed by the packaging system are described below in connection with FIG. 4.

The packaging process begins at a thermoforming station 30 where a tray 16 is thermoformed in conventional fashion from a sheet of polystyrene or other non-barrier polymer using conventional thermoforming equipment. The thermoforming equipment typically includes a male die member 30a and a female die cavity 30b. As is well known in the thermoforming art, the tray 16 is thermoformed by inserting the male die member 30a into the female die cavity 30b with the polymeric sheet disposed therebetween.

The thermoformed tray 16 proceeds to a goods loading station 32 where the tray 16 is filled with a food product such as a retail cut of raw meat 26. The meat-filled tray 16 is then manually carried or transported on a conveyor 34 to a conventional stretch wrapping station 36 where a stretch film 18 is wrapped about the tray 16 to enclose the retail cut of meat 26 therein. The overwrapped tray 16 forms the inner container 14. Just prior to sealing the meat-filled tray 16 at the stretch wrapping station 36, the tray 16 is flushed with a mixture of carbon dioxide and nitrogen to reduce the oxygen level in the tray 16 to about 0.1 to 5.0 percent. The mixture of carbon dioxide and nitrogen emanates from a conventional gas supply hollow tube or rod 40 fed by a gas tank (not shown). The stretch wrapping station 36 may be implemented with a compact stretch semi-automatic wrapper commercially available from Hobart Corporation of Troy, Ohio.

Next, the flushed and sealed inner container 14 proceeds to a high speed form, fill, and seal station 42 which may be implemented with a Fuji-Formost high-speed horizontal form-fill-seal machine commercially available as model no. FW-3700 from Formost Packaging Machines, Inc. of Woodinville, Washington. The inner container 14 may be transported to the form, fill, and seal station 42 by a conveyor 44. At the form, fill, and seal station 42, a web 46 of oxygen barrier film from a roll 47 is arranged to run along the

- 8 -

direction of movement of the inner container 14. The web 46 of film is fed to a conventional forming box which forms a section 48 of the web 46 into a tube configuration encompassing the inner container 14. The tube-shaped section 48 of the web 46 is thermally sealed along a lower fin 50 and is thermally sealed at one end 52 by a pair of vertically-oscillating heated sealing bars 54 or the like.

Just prior to sealing the other end 56 of the tube-shaped web section 48 to complete formation of the polymeric bag 12, the web section 48 is flushed with an appropriate mixture of gases, typically about 30 percent carbon dioxide and about 70 percent nitrogen, to lower the oxygen level in the bag 12 to about 0.05 to 5.0 percent. The mixture of carbon dioxide and nitrogen emanates from a conventional gas supply hollow tube or rod 58 fed by a gas tank (not shown). After flushing the web section 48, but still prior to sealing the end 56, the oxygen scavenger/absorber 28 is placed in the web section 48 external to the sealed inner container 14. The end 56 is then conveyed between and sealed by the heated sealing bars 54 to complete formation of the bag 12. In addition to thermally fusing the web section 48 at the end 56, the heated sealing bars 54 sever the web section 48 at the end 56 to separate the bag 12 from the next upstream web section being formed into another bag. The sealed bag 12 is substantially in the form of a sealed bubble or envelope loosely containing the inner container 14 and providing a sealed modified atmosphere surrounding the inner container 14.

The oxygen scavenger 28 lowers the oxygen level in the package 10 from the previously described 0.05 to 5.0 percent oxygen level to approximately zero percent within a time period of about one to two hours. Although the oxygen scavenger 28 is depicted in FIG. 4 as a packet or label inserted into the polymeric bag 12, an oxygen scavenger may alternatively be integrated into the polymers used to form the bag 12. One preferred oxygen scavenger is a FreshPax™ oxygen absorbing packet commercially available from Multifilm Desiccants Inc. of Buffalo, New York.

The modified atmosphere packaging system in FIG. 4 can produce the modified atmosphere packages 10 at cycle rates ranging from about 1 to 60 packages per minute. The maximum cycle rates which can be attained by the system in FIG. 4 are significantly higher than the cycle rates which can be achieved by prior art systems. The attainment of

- 9 -

high cycle rates is largely due to the fact that the packaging system in FIG. 4 relies upon the use of simple, commercially available, and high-speed form, fill, and seal equipment, as opposed to the slower evacuation equipment employed by prior art systems. Reducing oxygen levels in the modified atmosphere package 10 by first flushing the package 10 and then subsequently introducing the oxygen scavenger 28 into the package 10 is significantly faster and more cost-effective than the reliance upon slow evacuation techniques.

While the present invention has been described with reference to one or more particular embodiments, those skilled in the art will recognize that many changes may be made thereto without departing from the spirit and scope of the present invention. Each of these embodiments and obvious variations thereof is contemplated as falling within the spirit and scope of the claimed invention, which is set forth in the following claims.

What is Claimed is:

1. A modified atmosphere package, comprising:
 - 2 an inner container composed at least partially of a polymeric material substantially permeable to oxygen, said inner container including a tray and a cover, said cover being
 - 4 engaged to said tray to form said inner container;
an outer container composed of a polymeric material substantially impermeable to
 - 6 oxygen, said outer container enclosing said inner container, said outer container being substantially free of oxygen therein in response to said outer container being flushed with
 - 8 one or more gases creating a modified atmosphere within said outer container; and
an oxygen scavenger positioned to substantially absorb residual oxygen within the
 - 10 modified atmosphere package.
2. The modified atmosphere package of claim 1, wherein the polymeric material of at
- 2 least one of said tray and said cover is substantially permeable to oxygen.
3. The modified atmosphere package of claim 2, wherein the polymeric material of
- 2 said tray includes polystyrene foam.
4. The modified atmosphere package of claim 2, wherein said cover is a stretch film.
5. The modified atmosphere package of claim 4, wherein said stretch film contains
- 2 polyvinyl chloride.
6. The modified atmosphere package of claim 1, wherein said inner container is
- 2 substantially free of oxygen therein in response to said inner container being flushed with said one or more gases.
7. The modified atmosphere package of claim 1, wherein said tray includes a bottom
- 2 wall, a continuous side wall, and a continuous rim, said continuous side wall encompassing said bottom wall and extending upwardly and outwardly from said bottom
- 4 wall, said continuous rim encompassing an upper edge of said continuous side wall and projecting laterally outwardly therefrom.

- 11 -

8. The modified atmosphere package of claim 1, wherein said outer container
2 includes a polymeric bag.

9. The modified atmosphere package of claim 8, wherein the polymeric material of
2 said polymeric bag includes oriented polypropylene and an oxygen barrier polymer.

10. The modified atmosphere package of claim 1, wherein said oxygen scavenger
2 includes an oxygen-absorbing packet loosely disposed between said inner and outer
containers.

11. The modified atmosphere package of claim 1, wherein said oxygen scavenger
2 includes an oxygen-absorbing material integrated into the polymeric material used to form
said outer container.

12. A method of creating a modified atmosphere in a package including an inner
2 container and an outer container, said inner container being composed at least partially of
a polymeric material substantially permeable to oxygen, said outer container being
4 composed of a polymeric material substantially impermeable to oxygen, said method
comprising the steps of:

6 placing a food product within said inner container;
 sealing said inner container;

8 inserting said inner container into said outer container without sealing said outer
container;

10 flushing said outer container with one or more gases to substantially remove
oxygen from said outer container;

12 sealing said outer container; and
 providing an oxygen scavenger in the package to substantially absorb residual
14 oxygen within the package.

13. The method of claim 12, further including the step of flushing said inner container
2 with said one or more gases to substantially remove oxygen from said inner container
prior to said step of sealing said inner container.

- 12 -

14. The method of claim 12, wherein said inner container includes a tray and a stretch
2 film cover, and wherein said step of sealing said inner container includes wrapping said
stretch film cover over said tray.

15. The method of claim 12, wherein said outer container includes a polymeric bag,
2 and wherein said step of inserting said inner container into said outer container includes
placing said inner container within said polymeric bag.

16. The method of claim 12, wherein said step of flushing said outer container lowers
2 an oxygen level within said outer container to less than approximately 5 percent.

17. The method of claim 16, wherein said one or more gases include carbon dioxide
2 and nitrogen.

18. The method of claim 12, wherein said outer container includes a polymeric bag,
2 and wherein said step of sealing said outer container includes thermally fusing any
unsealed edges of said polymeric bag.

19. The method of claim 12, wherein said oxygen scavenger includes an oxygen-
2 absorbing packet loosely disposed between said inner and outer containers.

20. The method of claim 12, wherein said oxygen scavenger includes an oxygen-
2 absorbing material integrated into the polymeric material used to form said outer
container.

21. A method of manufacturing a modified atmosphere package, said method
2 comprising the steps of:

supplying an inner container composed at least partially of a polymeric material
4 substantially permeable to oxygen;

placing a food product within said inner container;

6 sealing said inner container;

supplying an outer container composed of a polymeric material substantially
8 impermeable to oxygen;

- 13 -

10 inserting said inner container into said outer container without sealing said outer
container;
flushing said outer container with one or more gases to substantially remove
12 oxygen from said outer container;
sealing said outer container; and
14 supplying an oxygen scavenger in the package to absorb residual oxygen within
the package.

22. The method of claim 21, further including the step of flushing said inner container
2 with said one or more gases to substantially remove oxygen from said inner container
prior to said step of sealing said inner container.

23. A modified atmosphere packaging system for creating a modified atmosphere in a
2 package including an inner container, an outer container, and an oxygen scavenger, said
inner container being composed at least partially of a polymeric material substantially
4 permeable to oxygen, said outer container being composed of a polymeric material
substantially impermeable to oxygen, said oxygen scavenger being positioned to
6 substantially absorb residual oxygen within the package, said system comprising:
means for sealing said inner container;
8 means, disposed downstream from said means for sealing said inner container, for
inserting said sealed inner container into said outer container without sealing said outer
10 container;
means, disposed downstream from said means for inserting said sealed inner
12 container, for flushing said outer container with one or more gases to substantially remove
oxygen from said outer container; and
14 means, disposed downstream from said means for flushing said outer container,
for sealing said outer container.

24. The system of claim 23, further including means, disposed upstream from said
- 2 means for sealing said inner container, for flushing said inner container with said one or
more gases to substantially remove oxygen from said inner container.

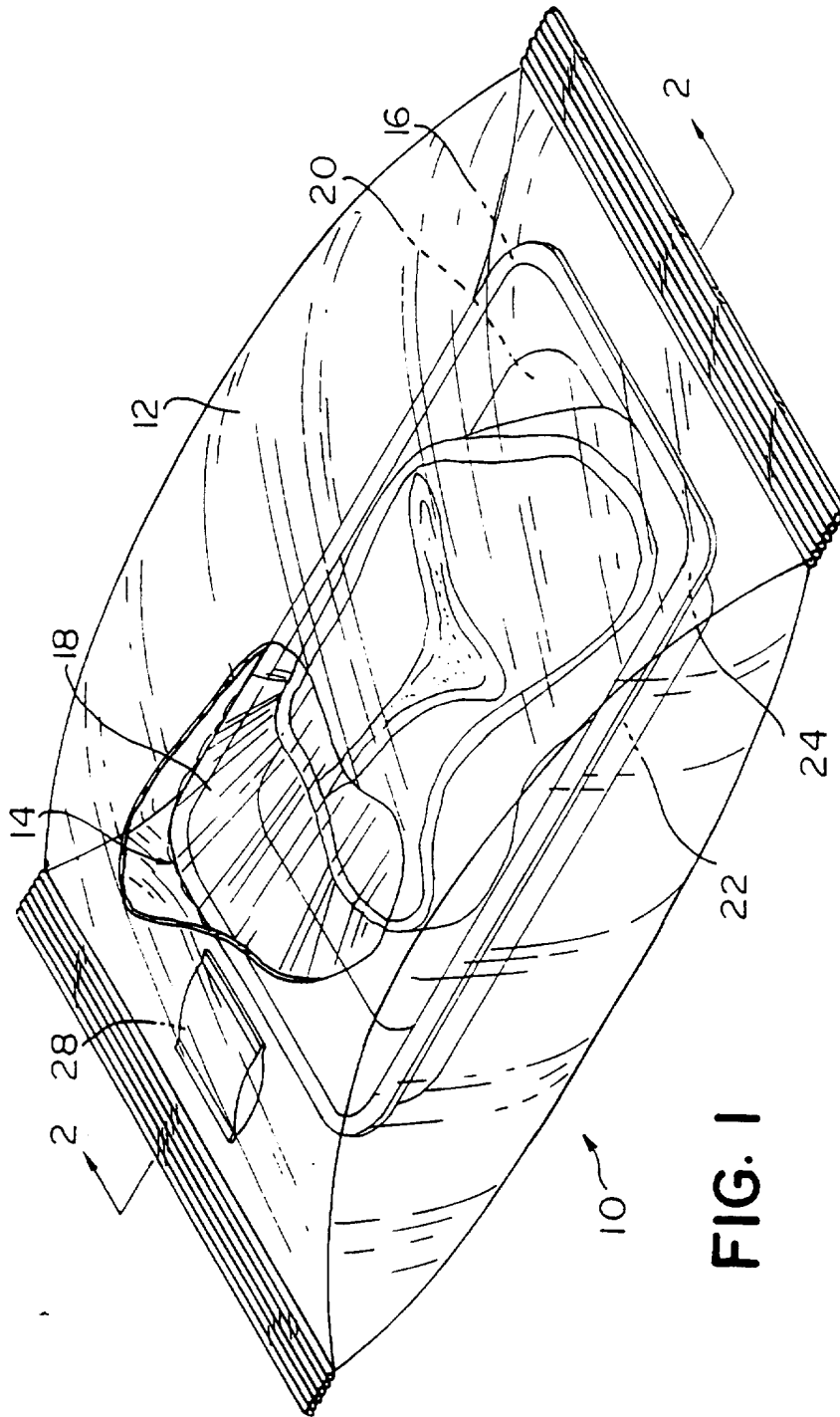


FIG. 1

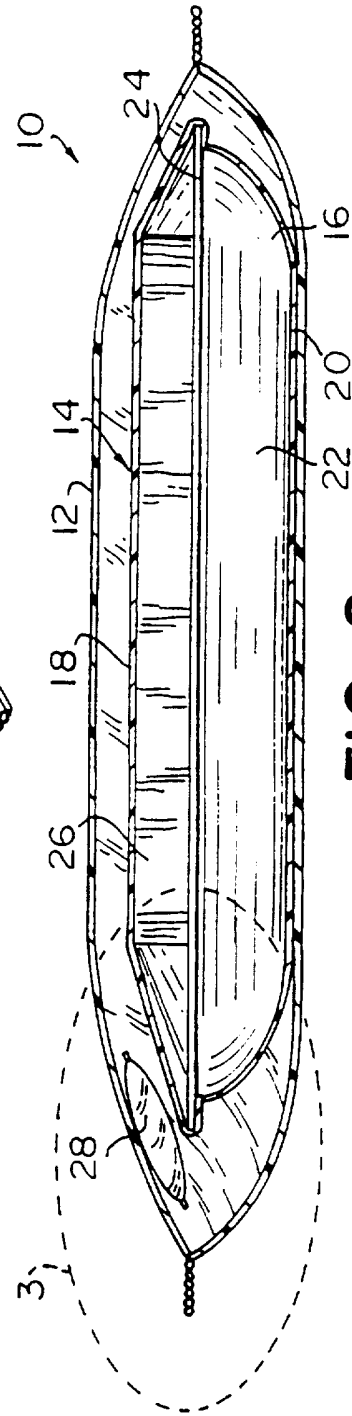


FIG. 2

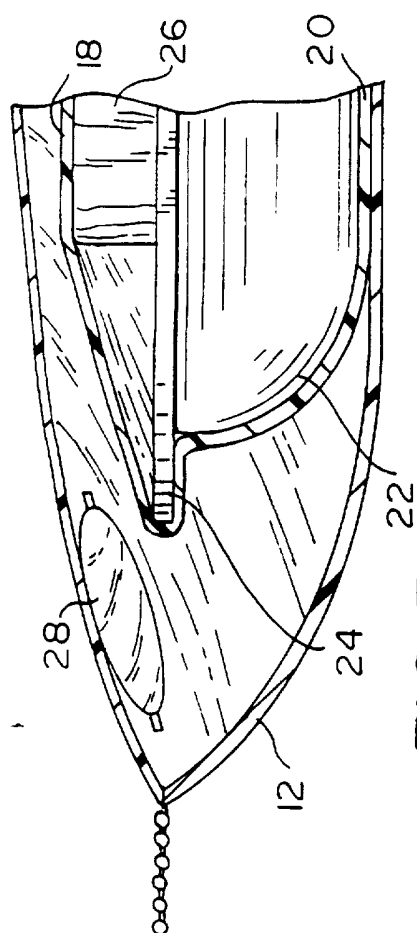


Fig. 3

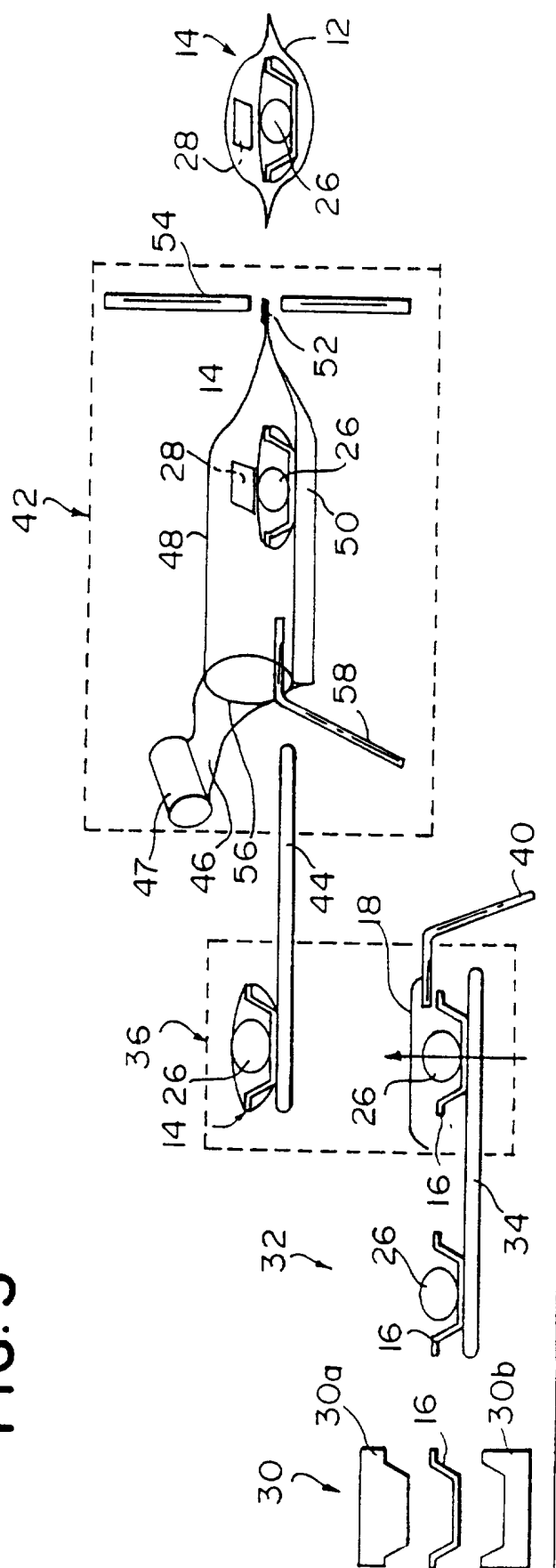


FIG. 4

INTERNATIONAL SEARCH REPORT

International application No.

PCT/US97/04893

A. CLASSIFICATION OF SUBJECT MATTER

IPC(6) :A23L 3/3436

US CL :426/124

According to International Patent Classification (IPC) or to both national classification and IPC

B. FIELDS SEARCHED

Minimum documentation searched (classification system followed by classification symbols)

U.S. : 53/432-434; 426/124, 127, 129, 133, 396, 418

Documentation searched other than minimum documentation to the extent that such documents are included in the fields searched

Electronic data base consulted during the international search (name of data base and, where practicable, search terms used)

C. DOCUMENTS CONSIDERED TO BE RELEVANT

Category*	Citation of document, with indication, where appropriate, of the relevant passages	Relevant to claim No.
Y	Fran Labell "Controlled & modified atmosphere packaging", published January 1985, Food Processing, pages 152-154.	17
Y	US, A, 3,574,642 (WEINKE) 13 APRIL 1971 (See entire reference).	12-24
X	US, A, 3,419,400 (HAYHURST ET AL) 31 DECEMBER 1968 (See entire reference).	1-11
---		-----
Y		12-24

☐ Further documents are listed in the continuation of Box C.
 ☐ See patent family annex.

* Special categories of cited documents:	
A document defining the general state of the art which is not considered to be of particular relevance	*T* later document published after the international filing date or priority date and not in conflict with the application but cited to understand the principle or theory underlying the invention
E earlier document published on or after the international filing date	*X* document of particular relevance; the claimed invention cannot be considered novel or cannot be considered to involve an inventive step when the document is taken alone
L document which may throw doubts on priority claim(s) or which is cited to establish the publication date of another citation or other special reason (as specified)	*Y* document of particular relevance; the claimed invention cannot be considered to involve an inventive step when the document is combined with one or more other such documents, such combination being obvious to a person skilled in the art
O document referring to an oral disclosure, use, exhibition or other means	*&* document member of the same patent family
P document published prior to the international filing date but later than the priority date claimed	

Date of the actual completion of the international search

04 JUNE 1997

Date of mailing of the international search report

09 JULY 1997

 Name and mailing address of the ISA/US
 Commissioner of Patents and Trademarks
 Box PCT
 Washington, D.C. 20231

Facsimile No. (703) 305-3230

Authorized officer

JOSEPH BRODGE

Telephone No. (703) 308-0403