United States Patent [19]

Umeno et al.

[11] **Patent Number: Des. 307,007**

[45] **Date of Patent: ** Apr. 3, 1990**

[54] **TELEVISION SET**

[75] Inventors: **Yoshikazu Umeno; Harumi Sakamoto; Yoshito Fujii,** all of Osaka, Japan

[73] Assignee: **Sharp Corporation,** Osaka, Japan

[**] Term: **14 Years**

[21] Appl. No.: **69,940**

[22] Filed: **Jul. 6, 1987**

[30] **Foreign Application Priority Data**

Jan. 8, 1987 [JP] Japan 62-319

[52] **U.S. Cl.** **D14/133**

[58] **Field of Search** D14/125-134, D14/113; 358/236, 254, 255; 312/7.2

[56] **References Cited**

U.S. PATENT DOCUMENTS

D. 265,650	3/1982	Takayo et al.	D14/128
D. 275,952	10/1984	Boldt et al.	D14/133
D. 281,603	12/1985	Harada et al.	D14/133
D. 291,441	8/1987	Nishiyori et al.	D14/126

OTHER PUBLICATIONS

High Fidelity, Jul. 1986, p. 51, Bottom left—Sony Rear-Projection TV.

HFD, 9/7/87, p. 79, Top left—Sony 41 Inch Rear Projection TV.

HFD, 9/7/87, p. 85, Top Right—Hatachi Rear-Projection TV.

Primary Examiner—Bernard Ansher

Assistant Examiner—Theodore M. Shooman

Attorney, Agent, or Firm—Flehr, Hohbach, Test, Albritton & Herbert

[57] **CLAIM**

The ornamental design for a television set, as shown.

DESCRIPTION

FIG. **1** is a front elevational view of a television set showing our new design;

FIG. **2** is a rear elevational view thereof;

FIG. **3** is a top plan view thereof;

FIG. **4** is a bottom plan view thereof;

FIG. **5** is a right side elevational view thereof; and

FIG. **6** is a left side elevational view thereof.

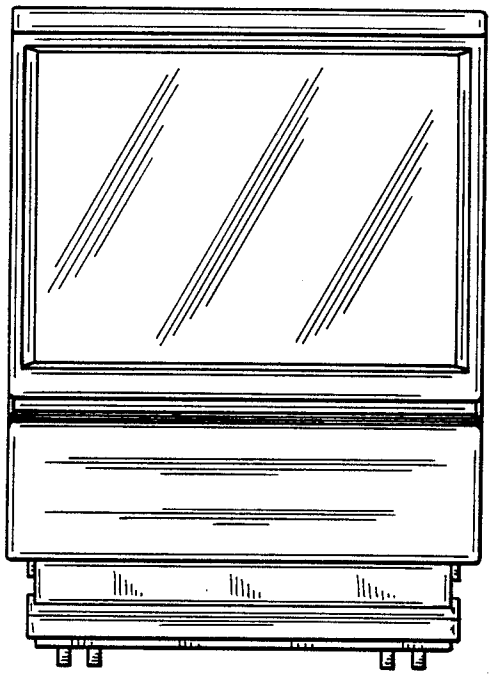

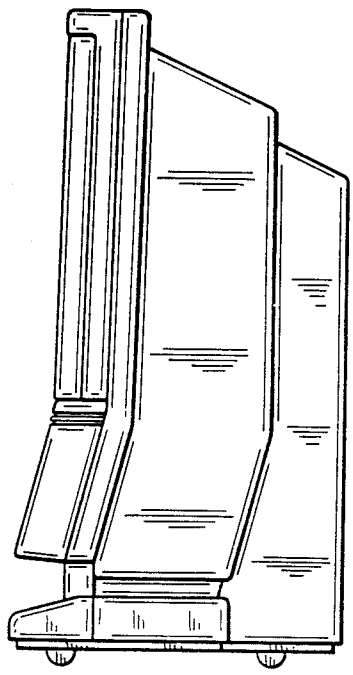

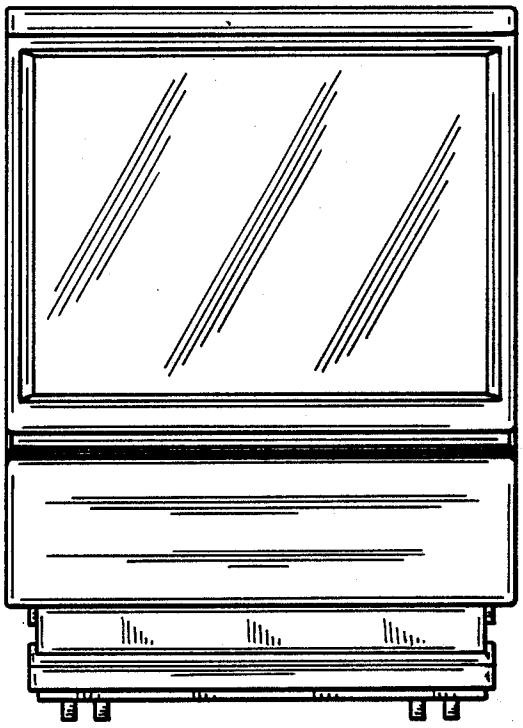

FIG_1



FIG_2



FIG_3

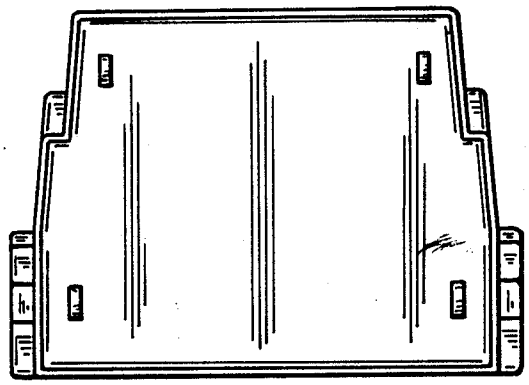

FIG_4



FIG_5

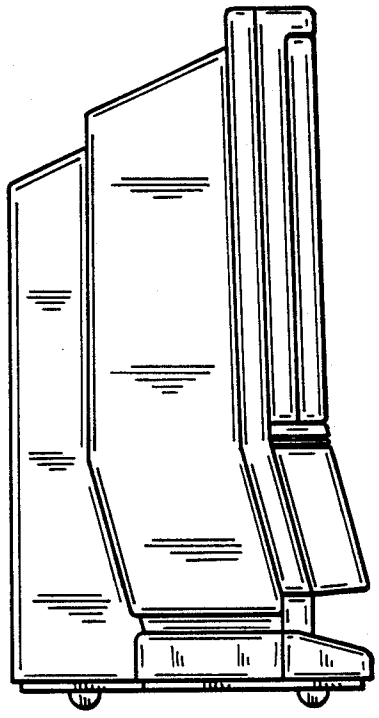

FIG_6