

May 16, 1933.

P. DRIVER ET AL

1,908,827

FOLDABLE STAND

Filed Sept. 8, 1931

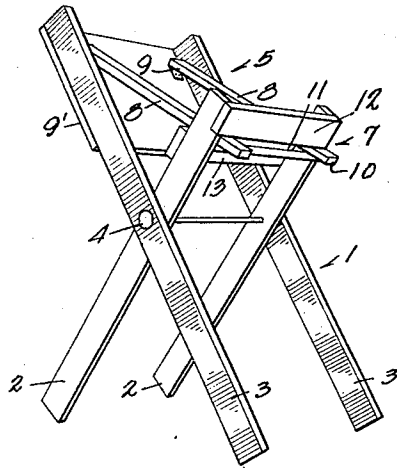


Fig. 1.

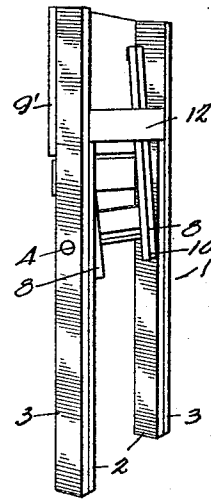


Fig. 2.

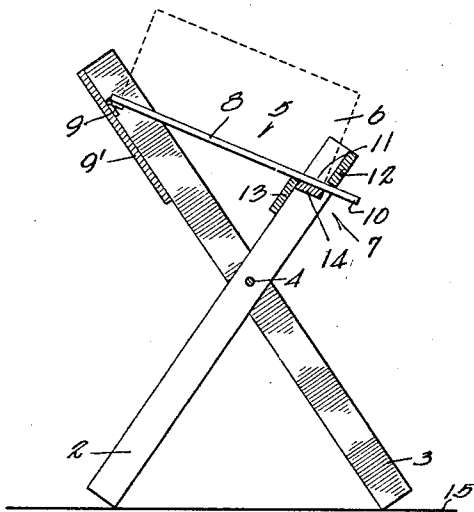


Fig. 3.

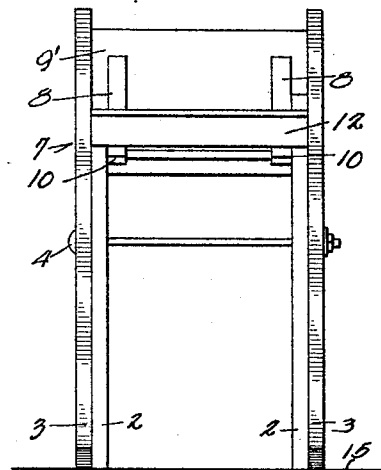


Fig. 4.

INVENTOR.
PAUL DRIVER.
HERBERT F. POSTON
BY
Munn & Co
ATTORNEYS.

UNITED STATES PATENT OFFICE

PAUL DRIVER AND HERBERT F. POSTON, OF DELANO, CALIFORNIA

FOLDABLE STAND

Application filed September 8, 1931. Serial No. 561,736.

The present invention relates to foldable stands, and has particular reference to a stand for holding boxes, crates or the like in a convenient position while packing fruit or merchandise therein.

The primary object of our invention is to provide a stand for presenting boxes or crates at the proper distance above the supporting surface, and in slightly inclined position for facilitating the packing operation.

A further object resides in the provision of a stand of the character described that is arranged to be folded into a compact unit, and when folded will occupy a relatively small space.

A still further object is to provide novel means for securing the stand in extended position, and in which the securing means cooperates with the stand for firmly supporting the box or crate thereon.

We propose to arrange the various structural features for carrying out the above objects in such a manner that the stands may be cheaply manufactured and readily prepared for the purpose which they are to serve.

Other objects will appear as the specification proceeds, and the novel features will be particularly pointed out in the appended claims.

For a better understanding of our invention reference should be had to the accompanying drawing, forming part of this application, in which

Figure 1 is a perspective view illustrating our stand in extended position;

Figure 2 shows that stand folded;

Figure 3 is a central vertical section through our stand; and

Figure 4 is a side elevation of Figure 3.

In carrying our invention into practice we provide a stand indicated generally at 1 and comprising an inner pair of legs 2 having an outer set of legs 3 arranged in straddling relation with the first with the two pair of legs pivotally secured together intermediate of their ends at 4, a platform 5 adapted for supporting a box, crate or the like 6, and securing means 7 for holding the legs in extended position.

Our platform in the present illustration

consists of two strips 8 hinged at 9 to a plate-like member 9' fastened to the outer pair of legs 3, and the ends 10 of the strips are adapted for introduction through an opening 11 formed between members 12 and 13 extending transversely of the other pair of legs. A stop 14 joins the two strips together and is arranged for abutting against the member 13 when the stand is opened.

It should be particularly noted that the member 12 bears against the upper surfaces of the platform strips and urges the stop 14 into engagement with the transverse member 13 in the manner shown in Figure 3. The strips are further wedged between the members 12 and 13 as the stand is extended so that the latter may be moved from place to place without the stand collapsing.

We have spaced the platform from the upper ends of the legs so that the latter serve as abutments and prevent lateral movement of the box or crate 6 relative to the stand, and it will be noted that the member 12 also serves as an abutment against which the box or crate can rest.

When the packer desires to fold the stand, the legs are moved together, and during the folding thereof, the platform strips are disengaged from the transverse members 12 and 13 and are moved into the position within the confines of the folding legs. The entire device occupies slightly more space than the width of the legs when the stand is folded, and thus the stands may be conveniently stored in stacked relation one above the other.

From the foregoing description of the various parts of the device, the operation thereof may be readily understood. The stand is opened and during this operation the stop 14 is urged into engagement with the member 13. Boxes, crates or the like are now placed on the platform, and the slight inclination materially aids the packer in carrying out his operation and the height of the stand above the supporting surface 15 presents the boxes at the proper position.

Our stand is designed principally for use in packing grapes or other fruit, although its use is not limited to this particular field.

While we have shown only the preferred form of our invention, it should be understood that various changes or modifications may be made within the scope of the appended claims without departing from the spirit of the invention.

We claim:

1. A foldable stand of the character described comprising two sets of legs pivotally secured together intermediate of their ends, a platform hinged to one of the sets, and members attached to the other set of legs and defining a slot adapted for receiving the free end of said platform, and a stop carried by the platform and urged into engagement with one of said members by its companion member when the legs are extended, whereby the opening of the stand is automatically limited.

2. A folding stand comprising two pairs of legs pivoted together, a platform hinged to one pair of legs, cross pieces secured to the other pair of legs and being disposed in parallel relation and spaced one from another, the free end of the platform being guided between the cross pieces.

3. A folding stand comprising two pairs of legs pivoted together, a platform hinged to one pair of legs, cross pieces secured to the other pair of legs and being disposed in parallel relation and spaced one from another, the free end of the platform being guided between the cross pieces, said platform having a stop for engaging with one of the cross pieces when the legs are in extended position.

PAUL DRIVER.
HERBERT F. POSTON.

40

45

50

55

60

65