



US00D342278S

# United States Patent [19]

[11] Patent Number: **Des. 342,278**

Anavil et al.

[45] Date of Patent: **\*\* Dec. 14, 1993**

[54] **WRITING INSTRUMENT**

D. 273,876	5/1984	Evenson	.....	D19/49 X
D. 313,042	12/1990	Lecce	.....	D19/56 X
D. 319,845	9/1991	Grötsch et al.	.....	D19/51 X
D. 324,543	3/1992	Poisson	.....	D19/49

[75] Inventors: **Por Anavil; Julian M. H. Deeley,**  
both of Bangkok, Thailand

[73] Assignee: **D.T.C. Industries Limited,** Bangkok,  
Thailand

*Primary Examiner*—Nelson C. Holtje  
*Assistant Examiner*—Martie Thompson  
*Attorney, Agent, or Firm*—Hawes & Fischer

[\*\*] Term: **14 Years**

[57] **CLAIM**

[21] Appl. No.: **803,389**

The ornamental design for a writing instrument, as shown and described.

[22] Filed: **Dec. 4, 1991**

[52] U.S. Cl. .... **D19/49; D19/41;**  
D19/56

**DESCRIPTION**

[58] **Field of Search** ..... **D19/35, 36, 41-51,**  
D19/54-58, 81-85; 401/99, 100, 103, 104, 209

FIG. 1 is a front elevational view of a writing instrument showing our new design;  
FIG. 2 is a rear elevational view;  
FIG. 3 is a right side elevational view;  
FIG. 4 is a left side elevational view;  
FIG. 5 is a top plan view;  
FIG. 6 is a bottom plan view; and,  
FIG. 7 is a top, right front perspective view thereof.

[56] **References Cited**

**U.S. PATENT DOCUMENTS**

D. 124,248	12/1940	Dreyfuss	.....	D19/49 X
D. 216,844	3/1970	Shimada	.....	D19/49






FIG. 3




FIG. 2



FIG. 1




FIG. 7




FIG. 5

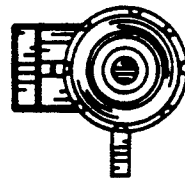


FIG. 6



FIG. 4