



US00D477646S

(12) **United States Design Patent** (10) **Patent No.:** **US D477,646 S**
Vito (45) **Date of Patent:** **** Jul. 22, 2003**

(54) **TUBULAR GRIP FOR A RACQUET**

D458,323 S * 6/2002 Pullaro D21/729
2001/0055994 A1 12/2001 Kwitek

(76) Inventor: **Robert A. Vito**, 1434 Sugartown Rd.,
Berwyn, PA (US) 19312

FOREIGN PATENT DOCUMENTS

(**) Term: **14 Years**

GB 458367 6/1935

* cited by examiner

(21) Appl. No.: **29/174,967**

Primary Examiner—Mitchell Siegel

(22) Filed: **Jan. 28, 2003**

(74) *Attorney, Agent, or Firm*—Volpe and Koenig, P.C.

Related U.S. Application Data

(57) **CLAIM**

(62) Division of application No. 29/162,159, filed on Jun. 11,
2002.

I claim a new ornamental design for a tubular grip for a
racquet, as shown and described.

(51) **LOC (7) Cl.** **21-02**

DESCRIPTION

(52) **U.S. Cl.** **D21/756**

FIG. 1 is a perspective view of a preferred embodiment of
a tubular grip according to my new design;

(58) **Field of Search** D21/729-732,
D21/753, 756; 473/524, 538, 549-552

FIG. 2 is a front elevational view of the tubular grip of FIG.
1;

(56) **References Cited**

U.S. PATENT DOCUMENTS

1,701,856 A	2/1929	Kraeuter	
D245,443 S	* 8/1977	Sweet D21/756
D262,983 S	* 2/1982	Howe D21/730
4,961,572 A	* 10/1990	Badillo et al. 473/538
4,983,242 A	1/1991	Reed	
D315,585 S	* 3/1991	Kuebler D21/730
5,524,885 A	6/1996	Heo	
D380,244 S	* 6/1997	Naumoff D21/756
5,759,113 A	6/1998	Lai et al.	
5,772,524 A	6/1998	Huang	
D401,635 S	* 11/1998	Davis et al. D21/729
5,944,617 A	8/1999	Falone et al.	

FIG. 3 is a rear elevational view of the tubular grip of FIG.
1;

FIG. 4 is a right side elevational view of the tubular grip of
FIG. 1;

FIG. 5 is a left side elevational view of the tubular grip of
FIG. 1;

FIG. 6 is a top plan view of the tubular grip of FIG. 1; and,
FIG. 7 is a bottom plan view of the tubular grip of FIG. 1.

The broken lines in FIGS. 1-7 represent environment and
are for illustrative purposes only and do not constitute part
of the claimed design.

1 Claim, 2 Drawing Sheets

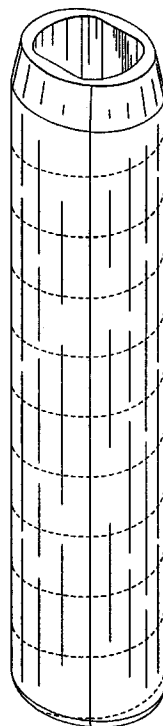


FIG. 1

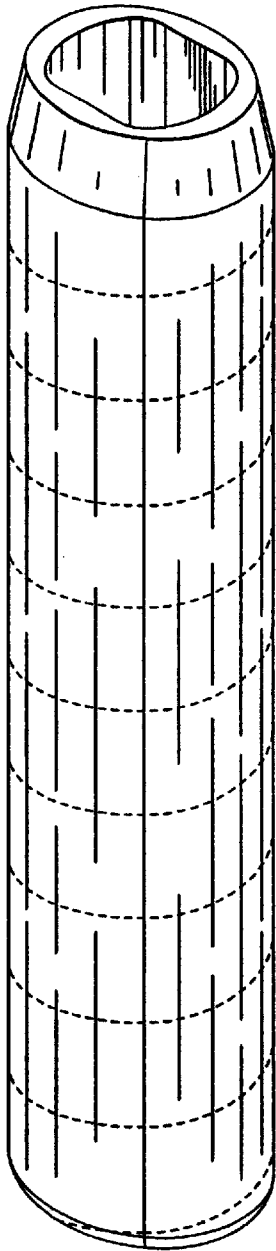


FIG. 2

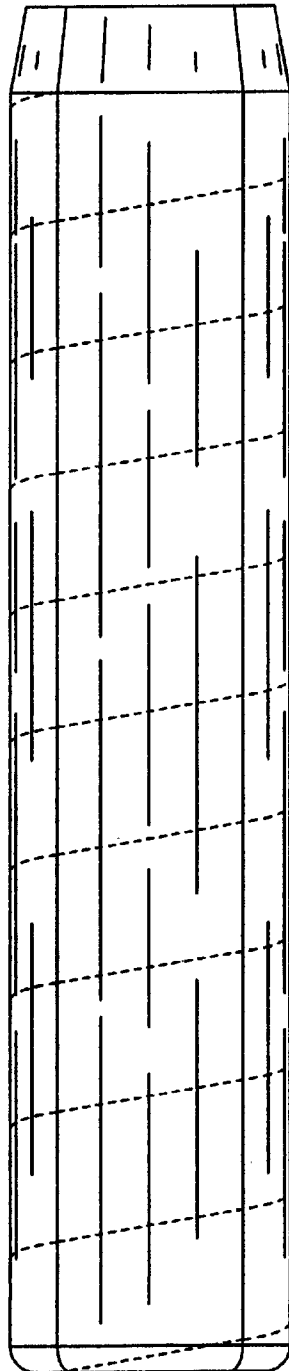


FIG. 3

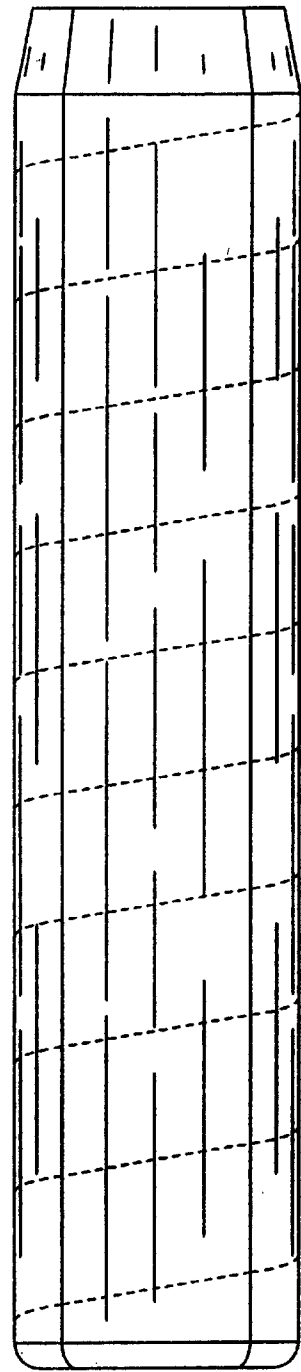


FIG. 4

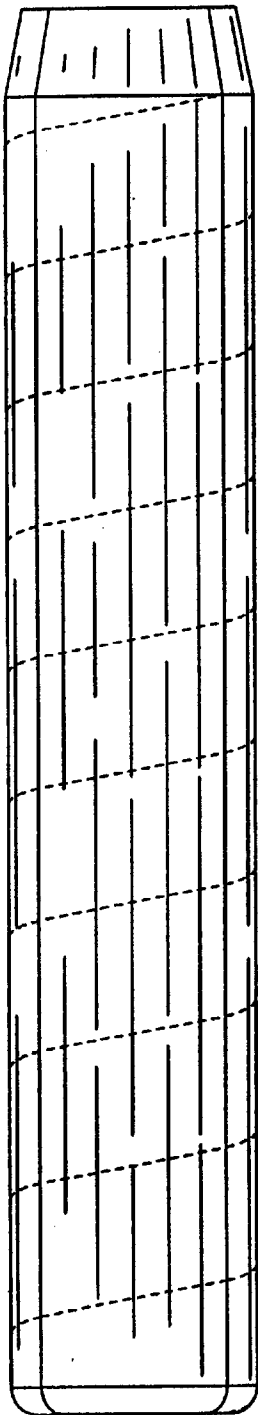


FIG. 5




FIG. 6

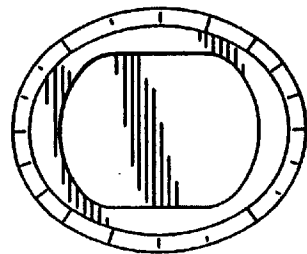


FIG. 7

