



US00D596990S

(12) **United States Design Patent**
Kaneko et al.

(10) **Patent No.:** **US D596,990 S**

(45) **Date of Patent:** **** Jul. 28, 2009**

(54) **AUTOMOBILE**

(75) Inventors: **Tadao Kaneko**, Hamamatsu (JP);
Wataru Watanabe, Hamamatsu (JP);
Okito Takayama, Hamamatsu (JP)

(73) Assignee: **Suzuki Motor Corporation**,
Shizuoka-ken (JP)

(**) Term: **14 Years**

(21) Appl. No.: **29/309,532**

(22) Filed: **Aug. 27, 2008**

(30) **Foreign Application Priority Data**

Mar. 3, 2008 (JP) 2008-005010

(51) **LOC (9) Cl.** **12-08**

(52) **U.S. Cl.** **D12/92**

(58) **Field of Classification Search** D12/86,
D12/90-92; 296/181.1, 181.5

See application file for complete search history.

(56) **References Cited**

U.S. PATENT DOCUMENTS

D559,737 S * 1/2008 Bischoff et al. D12/91

D568,213 S * 5/2008 Platto et al. D12/92
D573,063 S * 7/2008 Sawai D12/92
D573,064 S * 7/2008 Sawai D12/92
D586,263 S * 2/2009 Osborne et al. D12/92

* cited by examiner

Primary Examiner—Melody N Brown

(74) *Attorney, Agent, or Firm*—Jacobson Holman PLLC

(57) **CLAIM**

The ornamental design for an automobile, as shown and described.

DESCRIPTION

FIG. 1 is a front perspective view showing our new design for an automobile,

FIG. 2 is a rear perspective view thereof,

FIG. 3 is a right side view thereof,

FIG. 4 is a left side view thereof,

FIG. 5 is a top view thereof,

FIG. 6 is a bottom view thereof,

FIG. 7 is a front view thereof; and,

FIG. 8 is a rear view thereof.

1 Claim, 5 Drawing Sheets




FIG. 1




FIG. 2




FIG. 3




FIG. 4




FIG. 5

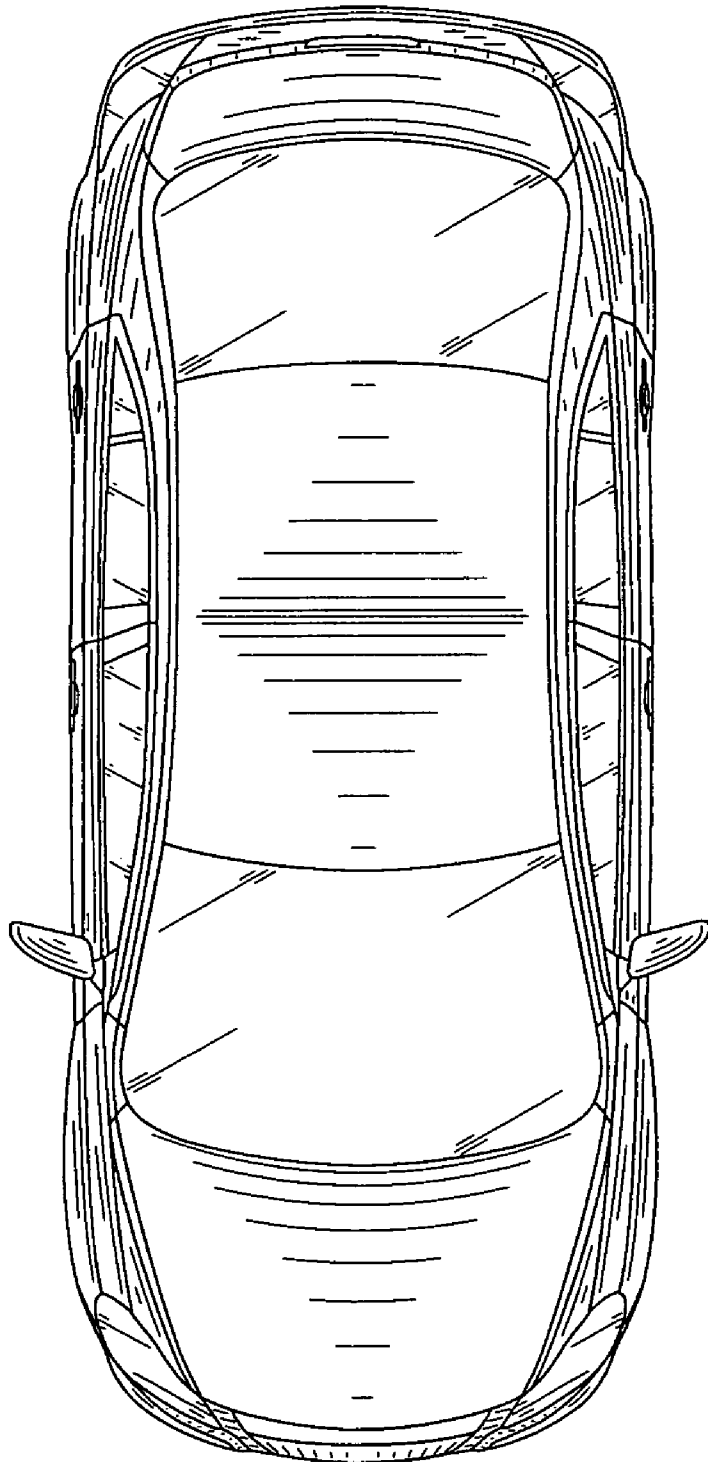


FIG. 6

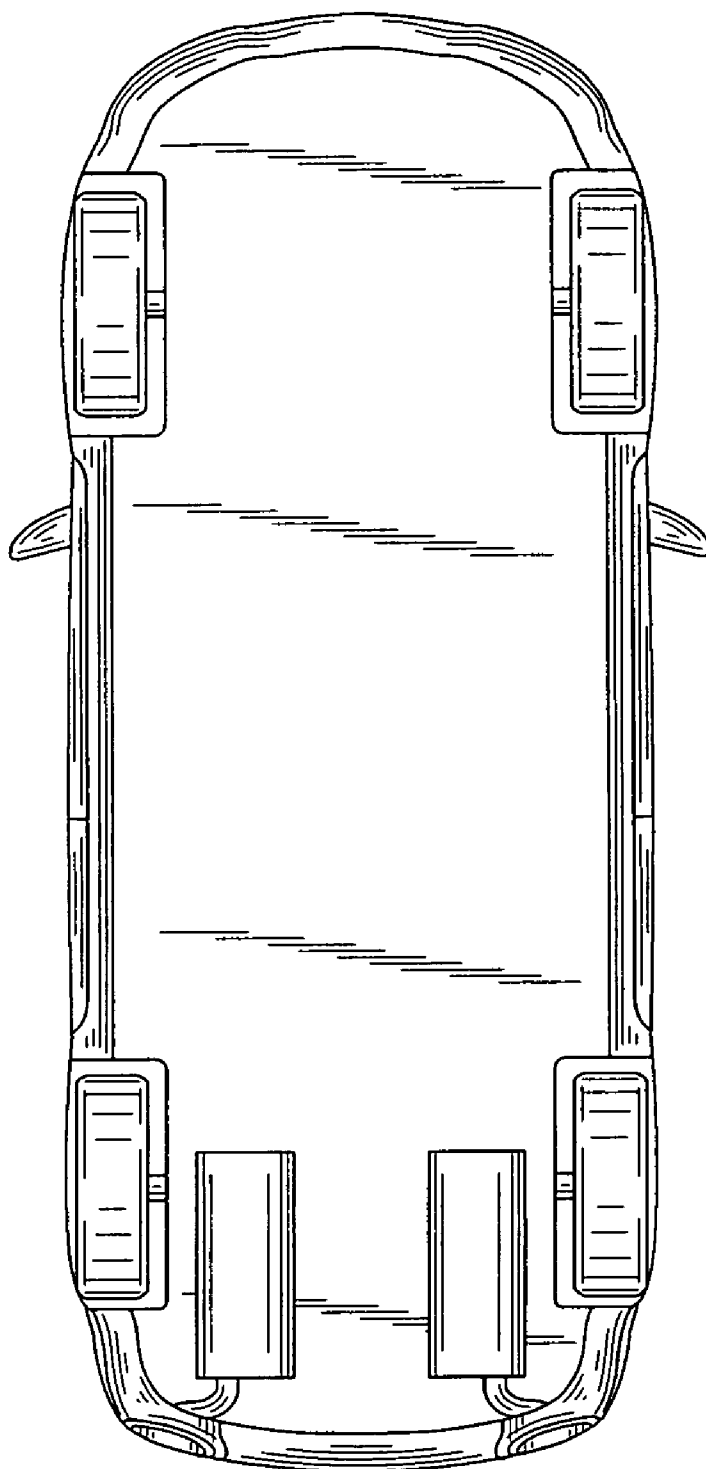


FIG. 7




FIG. 8

