

(19) World Intellectual Property Organization
International Bureau



(43) International Publication Date
3 November 2011 (03.11.2011)

PCT

(10) International Publication Number
WO 2011/134072 A1

(51) International Patent Classification:
G01N 27/447 (2006.01) *G01N 33/50* (2006.01)
B01D 57/02 (2006.01)

(21) International Application Number:
PCT/CA2011/000500

(22) International Filing Date:
21 April 2011 (21.04.2011)

(25) Filing Language: English

(26) Publication Language: English

(30) Priority Data:
61/328,208 27 April 2010 (27.04.2010) US
61/373,315 13 August 2010 (13.08.2010) US
61/431,757 11 January 2011 (11.01.2011) US
61/440,096 7 February 2011 (07.02.2011) US

(71) Applicant (for all designated States except US): **DGEL ELECTROSYSTEM INC.** [CA/CA]; 2277 Ontario Street East, Montréal, Québec H2K 1V9 (CA).

(72) Inventor; and

(75) Inventor/Applicant (for US only): **SEVIGNY, Pierre** [CA/CA]; 6740 De Gaspé, App. 303, Montréal, Québec H2S 1Y3 (CA).

(74) Agent: **BENOÎT & CÔTÉ, ASSOCIÉS INC.**; 1001 De Maisonneuve Street West, Suite 210, Montréal, Québec H3A 3C8 (CA).

(81) Designated States (unless otherwise indicated, for every kind of national protection available): AE, AG, AL, AM, AO, AT, AU, AZ, BA, BB, BG, BH, BR, BW, BY, BZ, CA, CH, CL, CN, CO, CR, CU, CZ, DE, DK, DM, DO, DZ, EC, EE, EG, ES, FI, GB, GD, GE, GH, GM, GT, HN, HR, HU, ID, IL, IN, IS, JP, KE, KG, KM, KN, KP, KR, KZ, LA, LC, LK, LR, LS, LT, LU, LY, MA, MD, ME, MG, MK, MN, MW, MX, MY, MZ, NA, NG, NI, NO, NZ, OM, PE, PG, PH, PL, PT, RO, RS, RU, SC, SD, SE, SG, SK, SL, SM, ST, SV, SY, TH, TJ, TM, TN, TR, TT, TZ, UA, UG, US, UZ, VC, VN, ZA, ZM, ZW.

(84) Designated States (unless otherwise indicated, for every kind of regional protection available): ARIPO (BW, GH, GM, KE, LR, LS, MW, MZ, NA, SD, SL, SZ, TZ, UG, ZM, ZW), Eurasian (AM, AZ, BY, KG, KZ, MD, RU, TJ, TM), European (AL, AT, BE, BG, CH, CY, CZ, DE, DK, EE, ES, FI, FR, GB, GR, HR, HU, IE, IS, IT, LT, LU, LV, MC, MK, MT, NL, NO, PL, PT, RO, RS, SE, SI, SK, SM, TR), OAPI (BF, BJ, CF, CG, CI, CM, GA, GN, GQ, GW, ML, MR, NE, SN, TD, TG).

Published:

— with international search report (Art. 21(3))

(54) Title: ELECTROPHORESIS BUFFER FOR FASTER MIGRATION, IMPROVED RESOLUTION AND EXTENDED SHELF-LIFE

(57) Abstract: There is provided an electrolyte solution for extending shelf life, and/or accelerating or improving resolution or improving transfer efficacy for blot applications, or accelerating and improving resolution, or accelerating and improving transfer efficacy of gel electrophoresis and containing Tris(hydroxymethyl)aminomethane (TRIS), at least one zwitterion, and water. The electrolyte solution may be used in buffer systems for gel electrophoresis and the preparation of gels for gel electrophoresis, such as Western blot.



WO 2011/134072 A1

Electrophoresis buffer for faster migration, improved resolution and extended shelf-life

BACKGROUND

(a) Field

[0001] The subject matter disclosed generally relates to gel electrophoresis. More specifically, the subject matter disclosed relates to an electrolyte solution for accelerating or improving resolution, or accelerating and improving resolution of gel electrophoresis and containing Tris(hydroxymethyl)aminomethane (TRIS), at least one zwitterion, and water.

(b) Related Prior Art

[0002] Gel electrophoresis is a common procedure for the separation of biological molecules, such as deoxyribonucleic acid (DNA), ribonucleic acid (RNA), polypeptides and proteins. In gel electrophoresis, the molecules are separated into bands according to the rate at which an imposed electric field causes them to migrate through a filtering gel.

[0003] The basic apparatus used in this technique consists of a gel enclosed in a glass tube, sandwiched as a slab between glass or plastic plates, or poured in a plastic tray. The gel has an open molecular network structure, defining pores which are saturated with an electrically conductive buffered solution. These pores through the gel are large enough to admit passage of the migrating macromolecules.

[0004] The gel is placed in a chamber in contact with buffer solutions which make electrical contact between the gel and the cathode or anode of an electrical power supply. A sample containing the macromolecules and a tracking dye is placed on top of the gel. An electric potential is applied to the gel causing the sample macromolecules and tracking dye to migrate toward the bottom of the gel. The electrophoresis is halted just before the tracking dye reaches the end of the gel.

[0005] The most common buffer system employed for the separation of proteins is the Laemmli buffer system consists of 0.375 M tris (hydroxy methyl) amino-methane (Tris), titrated to pH 8.8. with HCl, in the separating

gel. The stacking gel consists of 0.125 M Tris, titrated to pH 6.8. The anode and cathode running buffers contain 0.024 M Tris, 0.192 M glycine, 0.1% SDS. Many different gel separation materials have been disclosed, with different compositions, pH characteristics, voltage requirements, etc. The goal of most of the recent innovations in the field has been to provide an electrophoresis gel which can be used to perform a faster, more accurate, more stable, or therefore more versatile electrophoresis.

[0006] A number of different gel buffer systems have been proposed for use at or around neutral pH that do not involve the use of the Tris-HCl Glycine buffer system of Laemmli.

[0007] For example, U.S. Pat. No. 6,096,182 to Updyke et al. discloses an electrophoresis gel at a neutral pH. The advantage of producing such a gel is that the gel system is stable, with reduced reactivity and increased shelf life.

[0008] U.S. Pat. No. 5,464,517 to Hjerten et al. discloses an electrophoresis buffer which has a high buffering capacity and low electrical conductivity. The advantage of this type of buffer, particularly in capillary electrophoresis, is that it allows the separation to be performed at a higher voltage and consequently more quickly.

[0009] A majority of innovations have focused on improving electrophoresis by proposing new recipes for the gel buffer.

[0010] Therefore, there is a need for reagents that will improve the speed at which electrophoresis can be performed, improve gel resolution, as well as increase the shelf life of gels.

SUMMARY

[0011] In a first embodiment there is disclosed an electrolyte solution for accelerating, or improving resolution, or improving transfer efficacy for blot applications, including Western blot for example, or accelerating and improving resolution, or accelerating and improving Western transfer efficacy of gel electrophoresis containing:

- Tris(hydroxymethyl)aminomethane (TRIS);

- at least one zwitterion that may be chosen from 2-amino-2-methyl-1,3-propanediol (AMPD), N,N-bis[2-hydroxyethyl]-2-aminoethanesulphonic acid (BES), N-Glycylglycine (Gly-Gly), 4-(2-hydroxyethyl)piperazine-1-propanesulfonic acid (EPPS or HEPPS), and 3-(cyclohexylamino)-2-hydroxy-1-propanesulfonic acid (CAPSO), N-(1,1-Dimethyl-2-hydroxyethyl)-3-amino-2-hydroxypropanesulfonic acid (AMPPO), 3-(cyclohexylamino)-1-propanesulfonic acid (CAPS), 2-(cyclohexylamino)ethanesulfonic acid (CHES), 3-[N-Bis(hydroxyethyl)amino]-2-hydroxypropanesulfonic acid (DIPSO), N-(2-Hydroxyethyl)piperazine-N'-(4-butanesulfonic acid) (HEPBS), 4-(N-Morpholino)butanesulfonic acid (MOBS), 3-N-Morpholino propanesulfonic acid (POPSO), N-Tris(hydroxymethyl)methyl-4-aminobutanesulfonic acid (TABS), N-Tris(hydroxymethyl)methyl-3-aminopropanesulfonic acid (TAPS), (2-[2-hydroxy-1,1-bis(hydroxymethyl)ethylamino]ethanesulphonic acid) (TES)), (2-[2-acetamino]-2-aminoethanesulphonic acid) (ACES), (1,4-piperazinediethanesulphonic acid) (PIPES), (3-[N-morpholino]propanesulphonic acid)(MOPS), and Piperazine-N,N'-bis(3-propanesulfonic Acid) (PIPPS); and
- water.

[0012] The TRIS component of the above electrolyte solution may be selected from the group consisting of: Tris-HCl Glycine, Tris-Glycine, MOPS-Bis-Tris, EPPS-Tris-SDS, and the like.

[0013] The zwitterion may be chosen from N,N-bis[2-hydroxyethyl]-2-aminoethanesulphonic acid (BES), 3-(cyclohexylamino)-1-propanesulfonic acid (CAPS), 2-(cyclohexylamino)ethanesulfonic acid (CHES), N-Glycylglycine (Gly-Gly), 4-(2-hydroxyethyl)piperazine-1-propanesulfonic acid (EPPS or HEPPS), (2-[2-hydroxy-1,1-bis(hydroxymethyl)ethylamino]ethanesulphonic acid) (TES)), (2-[2-acetamino]-2-aminoethanesulphonic acid) (ACES), (1,4-piperazinediethanesulphonic acid) (PIPES), (3-[N-

morpholino]propanesulphonic acid)(MOPS), and N-Tris(hydroxymethyl)methyl-3-aminopropanesulfonic acid (TAPS) for accelerating gel electrophoresis.

[0014] The zwitterion may be chosen from N-(1,1-Dimethyl-2-hydroxyethyl)-3-amino-2-hydroxypropanesulfonic acid (AMPSO), 3-(cyclohexylamino)-2-hydroxy-1-propanesulfonic acid (CAPSO), N,N-bis[2-hydroxyethyl]-2-aminoethanesulphonic acid (BES), N-Glycylglycine (Gly-Gly), 4-(2-hydroxyethyl)piperazine-1-propanesulfonic acid (EPPS or HEPPS), (2-[2-hydroxy-1,1-bis(hydroxymethyl)ethylamino] ethanesulphonic acid) (TES), (2-[2-acetamino]-2-aminoethanesulphonic acid) (ACES), (1,4-piperazinediethanesulphonic acid) (PIPES), (3-[N-morpholino]propanesulphonic acid)(MOPS), and N-Tris(hydroxymethyl)methyl-3-aminopropanesulfonic acid (TAPS) for improving resolution of gel electrophoresis.

[0015] The zwitterion may be chosen from N-Glycylglycine (Gly-Gly), 4-(2-hydroxyethyl)piperazine-1-propanesulfonic acid (EPPS or HEPPS), , N,N-bis[2-hydroxyethyl]-2-aminoethanesulphonic acid (BES), (2-[2-hydroxy-1,1-bis(hydroxymethyl)ethylamino] ethanesulphonic acid) (TES), (2-[2-acetamino]-2-aminoethanesulphonic acid) (ACES), (1,4-piperazinediethanesulphonic acid) (PIPES), (3-[N-morpholino]propanesulphonic acid)(MOPS), and N-Tris(hydroxymethyl)methyl-3-aminopropanesulfonic acid (TAPS) for accelerating and improving resolution of gel electrophoresis

[0016] The zwitterion may be chosen from N-Glycylglycine (Gly-Gly), 4-(2-hydroxyethyl)piperazine-1-propanesulfonic acid (EPPS or HEPPS), N,N-bis[2-hydroxyethyl]-2-aminoethanesulphonic acid (BES), and 3-(cyclohexylamino)-2-hydroxy-1-propanesulfonic acid (CAPSO) for accelerating and improving Western transfer efficacy of gel electrophoresis.

[0017] The zwitterions may be chosen from N-Glycylglycine (Gly-Gly), 4-(2-hydroxyethyl)piperazine-1-propanesulfonic acid (EPPS or HEPPS), N,N-bis[2-hydroxyethyl]-2-aminoethanesulphonic acid (BES), and 3-(cyclohexylamino)-2-hydroxy-1-propanesulfonic acid (CAPSO) can also be

used in combination with one or more other zwitterions from the group 2-amino-2-methyl-1,3-propanediol (AMPD), N-(1,1-Dimethyl-2-hydroxyethyl)-3-amino-2-hydroxypropanesulfonic acid (AMPSO), 3-(cyclohexylamino)-1-propanesulfonic acid (CAPS), 2-(cyclohexylamino)ethanesulfonic acid (CHES), 3-[N-Bis(hydroxyethyl)amino]-2-hydroxypropanesulfonic acid (DIPSO), N-(2-Hydroxyethyl)piperazine-N'-(4-butanesulfonic acid) (HEPBS), 4-(N-Morpholino)butanesulfonic acid (MOBS), 3-N-Morpholino propanesulfonic acid (POPSO), N-Tris(hydroxymethyl)methyl-4-aminobutanesulfonic acid (TABS), N-Tris(hydroxymethyl)methyl-3-aminopropanesulfonic acid (TAPS), (2-[2-hydroxy-1,1-bis(hydroxymethyl)ethylamino]ethanesulphonic acid) (TES) and Piperazine-N,N'-bis(3-propanesulfonic Acid) (PIPPS) and keep its accelerating efficacy in electrophoresis separation and Western transfer as well as providing improved separation resolution.

[0018] The zwitterions for improving resolution may be 4-(2-hydroxyethyl)piperazine-1-propanesulfonic acid (EPPS or HEPPS).

[0019] The electrolyte solution may have a pH from about 8.0 to about 8.8.

[0020] The electrolyte solution may comprise methanol, up to 20%.

[0021] The electrolyte solution may comprise sodium dodecyl sulphate (SDS) or lithium dodecyl sulfate (LDS), up to 5%.

[0022] The electrolyte solution may comprise a chelating agent having the name: ethylenediaminetetraacetate (EDTA), ethylene glycol tetraacetic acid (EGTA), trisodium nitrilotriacetate, hydroxyethyl ethylenediamine trisodium acetate (trisodium HEDTA), diethylene triamino pentasodium acetate or uramil disodium acetate.

[0023] The concentration of Tris(hydroxymethyl)aminomethane (TRIS) may be from about 10 mM to about 500 mM, from about 50 mM to about 150 mM, or from about 50 mM to about 250 mM, or may be 150 mM.

[0024] The concentration of the zwitterion may be from about 1 mM to 500 mM, from about 10 mM to about 500 mM, or from about 25 mM to about 50 mM, or from about 50 mM to about 100 mM, or may be 50 mM or may be 100 mM.

[0025] The concentration of sodium dodecyl sulphate (SDS) may be 0.5% (wt/vol) or less, or may be 0.1% (wt/vol) or less, or may be 0.1% (wt/vol).

[0026] The concentration of ethylenediaminetetraacetate (EDTA) may be 0.5% (wt/vol) or less, or may be 0.05% (wt/vol) or less or may be 0.03% (wt/vol).

[0027] The zwitterions may be a combination of 4-(2-hydroxyethyl)piperazine-1-propanesulfonic acid (EPPS or HEPPS), (2-[2-acetamino]-2-aminoethanesulphonic acid) (ACES), (1,4-piperazinediethanesulphonic acid) (PIPES), and (3-[N-morpholino]propanesulphonic acid)(MOPS).

[0028] In a second embodiment, there is disclosed an electrophoresis gel comprising the electrolyte solution according to the present invention. The gel may be an acrylamide gel, and the concentration of acrylamide may be from about 4% (wt/vol) to about 25% (wt/vol). The gel may be an agarose gel, and the concentration of agarose may be from about 0.5% (wt/vol) to about 3% (wt/vol). The gel may be an acrylamide and agarose gel, and the concentration of acrylamide may be from about less than 1% (wt/vol) to about 25% (wt/vol) and the concentration of agarose may be from about 0.5% (wt/vol) to about 3% (wt/vol). The electrophoresis gel may comprise sodium dodecyl sulphate (SDS).

[0029] The zwitterion may be chosen from 2-amino-2-methyl-1,3-propanediol (AMPD), N-(1,1-Dimethyl-2-hydroxyethyl)-3-amino-2-hydroxypropanesulfonic acid (AMPSO), N-Glycylglycine (Gly-Gly), 4-(2-hydroxyethyl)piperazine-1-propanesulfonic acid (EPPS or HEPPS), 3-

(cyclohexylamino)-1-propanesulfonic acid (CAPS), 3-(cyclohexylamino)-2-hydroxy-1-propanesulfonic acid (CAPSO), 2-(cyclohexylamino)ethanesulfonic acid (CHES), N,N-bis[2-hydroxyethyl]-2-aminoethanesulphonic acid (BES), , (2-[2-hydroxy-1,1-bis(hydroxymethyl)ethylamino] ethanesulphonic acid) (TES), N-Tris(hydroxymethyl)methyl-3-aminopropanesulfonic acid (TAPS) and 3-N-Morpholino propanesulfonic acid (POPSO) for improving shelf life of the gel.

[0030] The pH of the gel may be from about 8.0 to about 8.8.

[0031] In yet another embodiment, there is disclosed a method of accelerating or improving the resolution, or accelerating and improving the resolution of the electrophoretic separation of at least one sample comprising the step of applying a voltage to an electrolyte solution according to the present invention, in contact with an electrophoresis gel containing the at least one sample therein.

[0032] The electrophoresis gel is a gel according to the present invention.

[0033] In yet another embodiment, there is disclosed a method of accelerating or improving the resolution of, or improving transfer efficacy, or accelerating and improving the resolution, or accelerating and improving transfer efficacy of the electrophoretic separation of at least one sample comprising the step of applying a voltage to an electrolyte solution adapted to perform gel electrophoresis in contact with an electrophoresis gel according to the present invention containing the at least one sample therein.

[0034] In yet another embodiment, there is disclosed a method for improving resolution of an electrophoretic separation of at least one sample comprising adding at least one zwitterion chosen from 2-amino-2methyl-1,3-propanediol (AMPD), N,N-bis[2-hydroxyethyl]-2-aminoethanesulphonic acid (BES), N-Glycylglycine (Gly-Gly), 4-(2-hydroxyethyl)piperazine-1-propanesulfonic acid (EPPS or HEPPS), and 3-(cyclohexylamino)-2-hydroxy-

1-propanesulfonic acid (CAPSO), N-(1,1-Dimethyl-2-hydroxyethyl)-3-amino-2-hydroxypropanesulfonic acid (AMPPO), 3-(cyclohexylamino)-1-propanesulfonic acid (CAPS), 2-(cyclohexylamino)ethanesulfonic acid (CHES), 3-[N-Bis(hydroxyethyl)amino]-2-hydroxypropanesulfonic acid (DIPSO), N-(2-Hydroxyethyl)piperazine-N'-(4-butanesulfonic acid) (HEPBS), 4-(N-Morpholino)butanesulfonic acid (MOBS), 3-N-Morpholino propanesulfonic acid (POPSO), N-Tris(hydroxymethyl)methyl-4-aminobutanesulfonic acid (TABS), N-Tris(hydroxymethyl)methyl-3-aminopropanesulfonic acid (TAPS), (2-[2-hydroxy-1,1-bis(hydroxymethyl)ethylamino]ethanesulphonic acid) (TES), (2-[2-acetamino]-2-aminoethanesulphonic acid) (ACES), (1,4-piperazinediethanesulphonic acid) (PIPES), (3-[N-morpholino]propanesulphonic acid)(MOPS), and Piperazine-N,N'-bis(3-propanesulfonic Acid) (PIPPS) to an electrophoresis buffer or to an electrophoresis gel, or to both an electrophoresis buffer and an electrophoresis gel. The zwitterion may be 4-(2-hydroxyethyl)piperazine-1-propanesulfonic acid (EPPS or HEPPS).

[0035] In yet another embodiment, there is disclosed a use of an electrolyte solution according to the present invention for accelerating gel electrophoresis.

[0036] In yet another embodiment, there is disclosed a use of an electrolyte solution according to the present invention for improving resolution of gel electrophoresis.

[0037] In yet another embodiment, there is disclosed a use of an electrolyte solution according to the present invention for accelerating and improving resolution of gel electrophoresis.

[0038] In yet another embodiment, there is disclosed a use of a gel according to the present invention for accelerating or improving resolution, or accelerating and improving resolution of gel electrophoresis.

[0039] In yet another embodiment, there is disclosed a use of an electrolyte solution according to the present invention for the preparation of an electrophoresis gel, wherein the zwitterions is a compound of formula: 2-amino-2methyl-1,3-ropanediol (AMPD), N-(1,1-Dimethyl-2-hydroxyethyl)-3-amino-2-hydroxypropanesulfonic acid (AMPSO), N-Glycylglycine (Gly-Gly), 4-(2-hydroxyethyl)piperazine-1-propanesulfonic acid (EPPS or HEPPS), 3-(cyclohexylamino)-1-propanesulfonic acid (CAPS), 3-(cyclohexylamino)-2-hydroxy-1-propanesulfonic acid (CAPSO), 2-(cyclohexylamino)ethanesulfonic acid (CHES), N,N-bis[2-hydroxyethyl]-2-aminoethanesulphonic acid (BES), (2-[2-hydroxy-1,1-bis(hydroxymethyl)ethylamino] ethanesulphonic acid) (TES), N-Tris(hydroxymethyl)methyl-3-aminopropanesulfonic acid (TAPS) or 3-N-Morpholino propanesulfonic acid (POPSO) for improving shelf life of a gel.

[0040] The following terms are defined below.

[0041] The term "improved resolution" is intended to mean a better resolution which allows separation of sharper or narrower bands of molecules, distanced or spaced apart from each other as opposed to other means of separation which have broader or thicker bands. This facilitates physical separation or molecular weight identification of the different molecules that make up these bands over the entire range of molecular weight.

[0042] Features and advantages of the subject matter hereof will become more apparent in light of the following detailed description of selected embodiments, as illustrated in the accompanying figures. As will be realized, the subject matter disclosed and claimed is capable of modifications in various respects, all without departing from the scope of the claims. Accordingly, the drawings and the description are to be regarded as illustrative in nature, and not as restrictive and the full scope of the subject matter is set forth in the claims.

BRIEF DESCRIPTION OF THE DRAWINGS

[0043] Fig. 1 illustrates polyacrylamide gels electrophoresed in electrolyte solutions according to embodiments of the present invention and compared to a gel electrophoresed on Tris-glycine-SDS (baseline) solution.

[0044] Fig. 2 illustrates polyacrylamide gels electrophoresed in electrolyte solution according to an embodiment of the present invention.

[0045] Fig. 3 illustrates polyacrylamide gels prepared with electrolyte solutions according to embodiments of the present invention, and kept at 4 °C to age during 360 days. Each month, gels were run to measure changes in resolution, migration path and migration speed.

[0046] Fig. 4 illustrates membranes comprising prestained protein marker that have been transferred from polyacrylamide gels by (A) wet transfer, (B) semi-dry transfer, (C) asymmetric buffer for a "dry" transfer, and (D) a control semi-dry transfer using the classic Towbin buffer, run 275 mA for 15 minutes. The transfer in D is not as efficient. The run prestained protein markers range from 6KDa to 245 KDa.

[0047] Fig. 5 illustrates a prestained protein marker that have been transferred from polyacrylamide gels in the eStain™ apparatus using a 5X solution of an EPPS (or HEPPS) containing buffer according to the present invention.

[0048] Fig. 6 (A-L) illustrates a comparison of the migration resolution of MOPS based gels in an electrolyte solutions according to the present invention vs. the regular running buffer for the MOPS based gels.

[0049] Fig. 7 (A-C) illustrates a comparison of the migration resolution of 10% acrylamide Tris-glycine based gel (A), 4-20% acrylamide Tris-glycine based gel (B), and 10% acrylamide EPPS based gel, in an electrolyte solutions according to the present invention.

DETAILED DESCRIPTION OF THE PREFERRED EMBODIMENTS

[0050] The present inventors have now surprisingly found that selecting specific zwitterions to prepare an electrolyte solution for use in gel

electrophoresis can result in unexpected increase in electrophoresis speed, improvement in gel resolution, or both. These improvements may be observed when the electrolyte solutions are used as running buffer (also referred to as "reservoir" buffer) for the electrophoresis apparatus, as well as when used in as buffer system for the preparation of the electrophoresis gels (i.e. in the gel). Furthermore, when used in the preparation of electrophoresis gels, some of these zwitterions will also increase in the shelf life of gels prepared using these electrolyte solutions.

[0051] In embodiments there are disclosed an electrolyte solution for performing gel electrophoresis. The electrolyte contains specific components.

[0052] Zwitterions

[0053] A zwitterion is a chemical compound that carries a total net charge of 0 and is thus electrically neutral, but carries formal charges on different atoms. Zwitterions are polar and are usually very water-soluble, but poorly soluble in most organic solvents. Zwitterions will exist mostly as zwitterions in a certain range of pH. The pH at which the average charge is zero is known as the molecule's isoelectric point.

[0054] The zwitterions of interest in the present invention belong to the category commonly referred to as biological buffers, which are buffers that are commonly used as buffering agents in biological laboratories. Examples of biological buffers that can be cited are those known as bis-TRIS (2-bis[2-hydroxyethyl]amino-2-hydroxymethyl-1,3-propanediol), ADA (N-[2-acetamido]-2-iminodiacetic acid), ACES (2-[2-acetamido]-2-aminoethanesulphonic acid), PIPES (1,4-piperazinediethanesulphonic acid), MOPSO (3-[N-morpholino]-2-hydroxypropanesulphonic acid), bis-TRIS PROPANE (1,3-bis[tris(hydroxymethyl)methylaminopropane]), BES (N,N-bis[2-hydroxyethyl]-2-aminoethanesulphonic acid), MOPS (3-[N-morpholino]propanesulphonic acid), TES (2-[2-hydroxy-1,1-bis(hydroxymethyl)ethylamino]ethanesulphonic acid), HEPES (N-[2-hydroxyethyl]piperazine-N'-(2-ethanesulphonic)acid), DIPSO (3-N,N-bis[2-hydroxyethyl]amino-2-hydroxypropanesulphonic acid), MOBS (4-N-morpholinobutanesulphonic acid), TAPSO (3[N-tris-

hydroxymethyl-methylamino]-2-hydroxypropanesulphonic acid), TRIS (2-amino-2-[hydroxymethyl]-1,3-propanediol), HEPPSO (N-[2-hydroxyethyl]piperazine-N'-[2-hydroxypropanesulphonic]acid), POPSO (piperazine-N,N'-bis[2-hydroxypropanesulphonic]acid), TEA (triethanolamine), EPPS (or HEPPS) (N-[2-hydroxyethyl]-piperazine-N'-[3-propanesulphonic]acid), TRICINE (N-tris[hydroxymethyl]methylglycine), GLY-GLY (diglycine), BICINE (N,N-bis[2-hydroxyethyl]glycine), HEPBS (N-[2-hydroxyethyl]piperazine-N'-[4-butanepulphonic]acid), TAPS (N-tris[hydroxymethyl]methyl-3-aminopropanesulphonic acid), AMPD (2-amino-2-methyl-1,3-propanediol), TABS (N-tris[hydroxymethyl]methyl-4-aminobutanepulphonic acid), AMPSO (3-[(1,1-dimethyl-2-hydroxyethyl)amino]-2-hydroxypropanesulphonic acid), CHES (2-(N-cyclohexylamino)ethanesulphonic acid), CAPSO (3-[cyclohexylamino]-2-hydroxy-1-propanesulphonic acid), AMP (2-amino-2-methyl-1-propanol), CAPS (3-cyclohexylamino-1-propanesulphonic acid), and CABS (4-[cyclohexylamino]-1-butanepulphonic acid).

[0055] Although the biological buffering property of these zwitterions has been recognized, the capacity of a select group of these zwitterions to positively impact the performance of gel electrophoresis, and the shelf life of gels for gel electrophoresis was not.

[0056] Preferably the zwitterions include ACES (2-[2-acetamino]-2-aminoethanesulphonic acid), PIPES (1,4-piperazinediethanesulphonic acid), MOPS (3-[N-morpholino]propanesulphonic acid), 2-amino-2-methyl-1,3-propanediol (AMPD), N-Glycylglycine (Gly-Gly), 4-(2-hydroxyethyl)piperazine-1-propanesulphonic acid (EPPS or HEPPS), and 3-(cyclohexylamino)-2-hydroxy-1-propanesulphonic acid (CAPSO), N-(1,1-Dimethyl-2-hydroxyethyl)-3-amino-2-hydroxypropanesulphonic acid (AMPSO), 3-(cyclohexylamino)-1-propanesulphonic acid (CAPS), 2-(cyclohexylamino)ethanesulphonic acid (CHES), N,N-bis[2-hydroxyethyl]-2-aminoethanesulphonic acid (BES), (2-[2-hydroxy-1,1-bis(hydroxymethyl)ethylamino] ethanesulphonic acid) (TES), 3-[N-Bis(hydroxyethyl)amino]-2-hydroxypropanesulphonic acid (DIPSO), 4-(2-

Hydroxyethyl)piperazine-1-propanesulfonic acid (EPPS or HEPPS), N-Glycylglycine (Gly-Gly), N-(2-Hydroxyethyl)piperazine-N'-(4-butanedisulfonic acid) (HEPBS), 4-(N-Morpholino)butanesulfonic acid (MOBS), 3-N-Morpholino propanedisulfonic acid (POPSO), N-Tris(hydroxymethyl)methyl-4-aminobutanedisulfonic acid (TABS), N-Tris(hydroxymethyl)methyl-3-aminopropanedisulfonic acid (TAPS) and Piperazine-N,N'-bis(3-propanedisulfonic Acid) (PIPPS). These zwitterions significantly improve the speed at which electrophoresis may be performed, improve gel resolution, or both. The zwitterions may improve resolution by improving the definition (or sharpness, by providing thinner or narrow bands) of the molecules separated, by improving the separation between the molecules (i.e. the distance between the individual bands, or by both improving the definition (or sharpness) and separation of the molecules. Also, when used for the preparation of gels, increase in the shelf life of gels prepared using these electrolyte solutions.

[0057] The ranges of concentration over which these zwitterions may be used for the preparation of electrolyte solutions according to the present invention, for accelerating gel electrophoresis and/or improving gel resolution discussed herein are from about 1 mM to about 500 mM, or from about 10 mM to about 500 mM, or from about 25 mM to about 50 mM, or from about 25 mM to about 100 mM, or from about 10 mM to about 100 mM, or from about 1 mM to about 100 mM, or from about 1 mM to about 75 mM, or from about 10 mM to about 75 mM, or from about 1 mM to about 10 mM, or from about 1 mM to about 50 mM or from about 10mM to about 50 mM.

[0058] The ranges of concentration over which these zwitterions may be used for improving the shelf life of gels prepared according to the present invention are from about 1 mM to about 500 mM, or from about 10 mM to about 500 mM, or from about 10 mM to about 100 mM, or from about 1 mM to about 100 mM, or from about 1 mM to about 75 mM, or from about 10 mM to about 75 mM, or from about 1 mM to about 10 mM, or from about 1 mM to about 50 mM or from about or from about about 10mM to about 50 mM or, from about 25 mM to about 375 mM, and preferably, at 100 mM.

[0059] Preferably, the zwitterions to accelerate gel electrophoresis (as compared to the classical Tris-Glycine-SDS at pH 8.3 of Laemmli) are 2-amino-2-methyl-1,3-propanediol (AMPD), N,N-bis[2-hydroxyethyl]-2-aminoethanesulphonic acid (BES), 3-(cyclohexylamino)-1-propanesulphonic acid (CAPS), 2-(cyclohexylamino)ethanesulphonic acid (CHES), N-Glycylglycine (Gly-Gly), 4-(2-hydroxyethyl)piperazine-1-propanesulphonic acid (EPPS or HEPPS), N-Tris(hydroxymethyl)methyl-3-aminopropanesulphonic acid (TAPS), ACES (2-[2-acetamino]-2-aminoethanesulphonic acid), PIPES (1,4-piperazinediethanesulphonic acid), MOPS (3-[N-morpholino]propanesulphonic acid), and (2-[2-hydroxy-1,1-bis(hydroxymethyl)ethylamino]ethanesulphonic acid) (TES). When using the above zwitterions in the electrolyte solutions according to the present invention, for running and/or preparing an electrophoresis gel, the migration speed of gels may be increased by about 30% or more. The zwitterions may be used alone or in combination.

[0060] Optimal results with 4-(2-hydroxyethyl)piperazine-1-propanesulphonic acid (EPPS or HEPPS) are obtained at pH of about pH 8.0 to 8.8.

[0061] Preferably the zwitterions to improve the resolution of gels during electrophoresis (as compared to the classical Tris-Glycine-SDS at pH 8.3 of Laemmli) are N-(1,1-Dimethyl-2-hydroxyethyl)-3-amino-2-hydroxypropanesulphonic acid (AMPSO), N,N-bis[2-hydroxyethyl]-2-aminoethanesulphonic acid (BES), N-Glycylglycine (Gly-Gly), 4-(2-hydroxyethyl)piperazine-1-propanesulphonic acid (EPPS or HEPPS), 3-N-Morpholino propanesulphonic acid (POPSO), ACES (2-[2-acetamino]-2-aminoethanesulphonic acid), PIPES (1,4-piperazinediethanesulphonic acid), MOPS (3-[N-morpholino]propanesulphonic acid), and N-Tris(hydroxymethyl)methyl-3-aminopropanesulphonic acid (TAPS). When using the above zwitterions in the electrolyte solutions according to the present invention, for running and/or preparing an electrophoresis gel, the resolution of the gels may be increased by 40% or more. Most preferably the zwitterion to

improve the resolution of gels during electrophoresis is 4-(2-hydroxyethyl)piperazine-1-propanesulfonic acid (EPPS or HEPPS). The resolution may be improved by improving the definition (or sharpness), by providing thinner or narrow bands) of the molecules separated, by improving the separation between the molecules (i.e. the distance between the individual bands, or by both improving the definition (or sharpness) and separation of the molecules. According to one embodiment of the present invention, the improvement in resolution may result in a normal, continuous acrylamide concentration gel showing characteristic similar to a gradient concentration of acrylamide gel. These gradient-like improvements in resolution offer better and greater separation between bands of molecules, while maintaining or improving sharpness of the protein bands.

[0062] Preferably, the zwitterions to accelerate gel electrophoresis and to improve the resolution of gels during electrophoresis (as compared to the classical Tris-Glycine-SDS at pH 8.3 of Laemmli) are N,N-bis[2-hydroxyethyl]-2-aminoethanesulphonic acid (BES), N-Glycylglycine (Gly-Gly), N-Tris(hydroxymethyl)methyl-3-aminopropanesulfonic acid (TAPS), ACES (2-[2-acetamino]-2-aminoethanesulphonic acid), PIPES (1,4-piperazinediethanesulphonic acid), MOPS (3-[N-morpholino]propanesulphonic acid), and 4-(2-hydroxyethyl)piperazine-1-propanesulfonic acid (EPPS or HEPPS). When using the above zwitterions in the electrolyte solutions according to the present invention, for running and/or preparing an electrophoresis gel, the resolution of the gels may be increase by 40% or more and the migration speed of gels may be increase by about 30% or more. Most preferably the zwitterion to accelerate gel electrophoresis and to improve the resolution of gels during electrophoresis is 4-(2-hydroxyethyl)piperazine-1-propanesulfonic acid (EPPS or HEPPS). The resolution may be improved by improving the definition (or sharpness), by providing thinner or narrow bands) of the molecules separated, by improving the separation between the molecules (i.e. the distance between the individual bands, or by both improving the definition (or sharpness) and separation of the molecules.

[0063] Preferably the zwitterions to improve the shelf life of gels (as compared to the classical Tris-Glycine-SDS gels of Laemmli) are 2-amino-2-methyl-1,3-propanediol (AMPD), N-(1,1-Dimethyl-2-hydroxyethyl)-3-amino-2-hydroxypropanesulfonic acid (AMPSO), N-Glycylglycine (Gly-Gly), 4-(2-hydroxyethyl)piperazine-1-propanesulfonic acid (EPPS or HEPPS), 3-(cyclohexylamino)-1-propanesulfonic acid (CAPS), 2-(cyclohexylamino)ethanesulfonic acid (CHES), and 3-N-Morpholino propanesulfonic acid (POPSO).

[0064] Optimal results with 4-(2-hydroxyethyl)piperazine-1-propanesulfonic acid (EPPS or HEPPS) are obtained at pH of about pH 8.0 to 8.8.

[0065] Tris(hydroxymethyl)aminomethane base (TRIS)

[0066] Tris is an abbreviation of the organic compound known as tris(hydroxymethyl)aminomethane, with the formula $(\text{HOCH}_2)_3\text{CNH}_2$. Tris is extensively used in biochemistry and molecular biology. In biochemistry, Tris is widely used as a component of buffer solutions, such as in TAE and TBE buffer, especially for solutions of nucleic acids.

[0067] Tris also allows the pH of the electrolyte solution of the present invention to be set towards more basic pH values. Tris also has a positive impact on the migration speed in the preferred concentration ranges.

[0068] The ranges of concentration over which Tris base may be used for the preparation of electrolyte solutions according to the present invention, for accelerating gel electrophoresis and improving gel resolution as discussed herein are from about 10 mM to about 500 mM. The Tris concentration has a direct impact on the pH of the solution. An increasing amount of Tris increases the pH. This allow fine adjustments in adapting the electrolyte solution of the present invention to different gel chemistry and keeping a proper pH ratio compatible with gel and buffer. Preferably the concentration of Tris is from about 50 mM to about 150 mM, or from about 50 mM to about 250 mM and most preferably, at about 150 mM.

[0069] The ranges of concentration over which Tris base may be used for improving the shelf life of gels prepared according to the present invention is from about 50 mM to about 375 mM, and preferably 150 mM.

[0070] Sodium Dodecyl Sulfate or other anionic surfactants

[0071] Sodium dodecyl sulfate (SDS) ($C_{12}H_{25}SO_4Na$) is an anionic surfactant is commonly used in preparing proteins for electrophoresis in the SDS-PAGE technique. The molecule has a tail of 12 carbon atoms, attached to a sulfate group, giving the molecule the amphiphilic properties required of a detergent.

[0072] SDS may be optionally added to the electrolyte solution of the present invention. The superior results obtained with the electrolyte solutions according to the present invention are obtained independently of the presence of SDS. The ranges of concentration over which SDS may be used for the preparation of electrolyte solutions according to the present invention, for all the applications discussed herein are from 0.5% or less. Preferably, from about 0.1% or less, and most preferably, at 0.1%.

[0073] Other anionic surfactants may be included in the electrolyte solution of the present invention, such as, in a non-limiting manner facultative, one anionic surfactant to provide to the buffer denaturing properties for protein analysis: SDS, sodium dodecyl sulphate, sodium lauryl sulfate (SLS), sodium laurilsulfate or sodium, NaDS. The ranges of concentration over which they may be used for the preparation of electrolyte solutions according to the present invention, for all the applications discussed herein are from 1.0% or less. Preferably, from about 0.1% or less, and most preferably, at about 0.1%.

[0074] Chelating agents

[0075] Ethylenediaminetetraacetate (EDTA) has a role as a chelating agent, i.e. its ability to "sequester" metal ions such as Ca^{2+} and Fe^{3+} . After being bound by EDTA, metal ions remain in solution but exhibit diminished reactivity. Other chelating agents may include ethylene glycol tetraacetic acid (EGTA), trisodium nitrilotriacetate, hydroxyethyl ethylenediamine trisodium

acetate (trisodium HEDTA), diethylene triamino pentasodium acetate or uramil disodium acetate.

[0076] EDTA may be optionally added to the electrolyte solution of the present invention. The ranges of concentration over which EDTA may be used for the preparation of electrolyte solutions according to the present invention, for all the applications discussed herein are from 0.5% or less. Preferably, from about 0.05% or less, and most preferably, at 0.03%.

[0077] Methanol

[0078] In electrophoresis for transfer onto membranes, methanol is normally added to the transfer buffer to slow the protein migration and normally permit a more equal protein transfer between the high molecular weight proteins and the low molecular weight. In standard protocol, it is used as 10% or 20% of methanol. The efficacy of fast transfer with electrolyte solutions according to the present invention containing 0% to 20% methanol is working equally well to 100% efficacy in transfer under all these conditions.

[0079] Use of the electrolyte solutions

[0080] In use the electrolyte solutions of the present invention is compatible with a very wide range of other buffer systems. The electrolyte solution of the present invention may be used to run electrophoresis of gels of any type, prepared with the same or with different buffer systems than that of the present invention, even including gels using different chemistries, such as MOPS as a buffer (such as those described in US Patent publication No. 20060118418), under the appropriate conditions.

[0081] According to one embodiment, electrolyte solution according to the present invention containing Tris and the zwitterions EPPS (e.g. from about 10 mM to about 100 mM), ACES (e.g. from about 10 mM to about 75 mM), MOPS (e.g. from about 10 mM to about 50 mM) and PIPES (e.g. from about 1 mM to about 10 mM) may be used to improve resolution and migration speed of gels based on different chemistries than Leammli's. An anionic surfactant (such as SDS from about 0% to about 1%) may be included

in such buffers to provide denaturing properties. The resolution may be improved by improving the definition (or sharpness), by providing thinner or narrow bands) of the molecules separated, by improving the separation between the molecules (i.e. the distance between the individual bands, or by both improving the definition (or sharpness) and separation of the molecules.

[0082] According to the present invention, electrophoresis includes the separation of samples of DNA or protein or any other type of molecule that may be separated accordingly, as well as their transfer onto membranes or other suitable solid support such as nitrocellulose, nylon, PVDF or other types of membranes that are commonly used for applications such as Western transfer and blotting.

[0083] The electrolyte solution according to the present invention may be used in transfer systems of commercial make (e.g. wet, semi-dry or dry transfer systems). For examples, the electrolyte solution according to the present invention may be employed in semi-dry or dry transfer systems such as Invitrogen XCell II™ Blot Module, Pierce™ Fast Western System, Bio-Rad's Trans-Blot SD™ Semi-Dry Electrophoretic Transfer Cell and equivalent equipment. Liquid (i.e. wet) systems such as Bio-Rad Mini Trans-Blot® Module, GE MiniVe Blot module and other equivalents. Electrophoresis systems such as the eSTain™ Protein Staining System from GenScript, which comprise both the electrophoresis unit and the power supply may also work with the electrolyte solution according to the present invention. Other equivalent systems also functions as well.

[0084] The electrolyte solution of the present invention may be used as the buffer system in most of gels used in molecular biology and biochemistry, as described in classical references such as: Uriel 1966, Bull. Soc. Chem. Biol. 48 :969; Peacock & Dingman 1967, Biochem 6(6), 1818-1827; Peacock & Dingman 1968, Biochem 7(2), 668-674; Gaal, Electrophoresis in the separation of biological macromolecules, p 422, Wiley, 1980. The electrolyte solutions of the present invention may be included in acrylamide gels (polyacrylamide gels), under native (without SDS) or denaturing conditions

(with SDS) that are typically prepared with acrylamide concentrations from about 4% to about 25%. The electrolyte solutions of the present invention may be included in agarose gels that are typically prepared with agarose concentrations from about 0.5% to about 3%.

[0085] EPPS (or HEPPS), TAPS, TES, BES or Glygly can be added to the Laemmli buffer Tris-Glycine-SDS at a working concentration of 25 mM to 150 mM and preferably at 50 mM and accelerate the migration efficacy of the Laemmli buffer by about 30%. In electrophoresis for transfer onto membranes, methanol is normally added to the transfer buffer to slow the protein migration and normally permit a more equal protein transfer between the high molecular weight proteins and the low molecular weight. In standard protocol, it is used as 10% or 20% of methanol. The efficacy of fast transfer with electrolyte solutions according to the present invention containing 0% to 20% methanol is working equally well to 100% efficacy in transfer under all these conditions.

[0086] Alternative embodiments

EXAMPLE I

[0087] Exemplary electrolyte solutions compositions were prepared to be used with polyacrylamide or agarose gels made using classic recipes such as the Laemmli buffer system (Tris-Glycine-SDS). The exemplary electrolyte solutions were prepared and tested using a common basic recipe:

[0088] Zwitterions, 50 mM, Tris (Base), 100 mM, SDS 0.1%, and EDTA 0.03%. For each prepared solution, the pH is measured, and if the value was outside of the pH 7.9 to 8.6 range, it was adjusted with HCl to acidify, or NaOH to make more basic.

[0089] 500 ml of running buffer were prepared for each zwitterions, and run against a precast IDGel™ (made with Tris pH 8.3 as buffering solution). After the electrophoretic run, the migration speed for the migration front to reach the bottom of the gel, and the resolution of a prestained molecular weight marker containing 10 bands weighing between 15 KDa to 175 KDa

was measured. The resolution of each of these bands has been compared to a control IDGel™ ran with the standard Laemmli running buffer (Tris-Glycine-SDS). The results we obtained are as follows in table 1.

Table I :

Zwitterion	Gel size (migration length)	Running time	Resolution
AMPD	60 mm	45 min	++
AMPSO	60 mm	50 min	+++
BES	60 mm	40 min	++(+)
CAPS	60 mm	40 min	++
CAPSO	60 mm	60 min	(+++)
CHES	60 mm	42 min	+(+)
EPPS (or HEPPS)	60 mm	45 min	+++
Glygly	60 mm	45 min	++(+)
POPSO	60 mm	50 min	++
TAPS	60 mm	35 min	+++
TES	60 mm	40 min	+++
TGS*	60 mm	60 min	++

* Tris-Glycine-SDS = baseline

[0090] The resolution is compared by measuring the thickness of proteins bands of 30 KDa, 21 KDa, 15 KDa and 14.3 KDa after migration in the test gel. A reduction of the band thickness by at least 50% will be noted as a “+++” sign. Thicker protein bands, indicative of lower resolution, is shown with less “+” signs. The baseline is “++”, which is the result obtained by a Tris-Glycine-SDS gel, and a lesser number of “+” signs indicate thicker bands than baseline, and therefore worst average resolution.

[0091] Now referring to Fig. 2. The change in the band thickness and resolution of four low molecular weight proteins was measured. Fig. 2 shows

that the presence of EPPS (or HEPPS) in the buffer helps improving the resolution by at least 50%. As well, the complete migration of each of these gels was accelerated by 30% using EPPS (or HEPPS).

EXAMPLE 2

[0092] The same electrolyte solutions tested as running buffer above can be used to prepare the acrylamide or agarose gel composition and provide increased resolution, but not necessarily separation speed.

Table 2:

Zwitterion	Gel size (migration length)	Running time	Resolution ¹
EPPS (or HEPPS)	60 mm	50 min	+++
Glygly	60 mm	50 min	++
TGS*	60 mm	60 min	++

EXAMPLE 3

[0093] Some of these compounds have been identified to have a positive impact on stabilizing the gel matrix and allowing an extended storage, or more stable aging, providing longer shelf-life at 4 °C or room temperature. Now referring to Fig. 3. The figure shows that gels kept at 4°C and tested every 30 days to detect the impact of aging. The results show that after 360 days, the gel migration is similar to a fresh 1-day old precast gel. These results confirm the stability of the gel matrix when EPPS (or HEPPS) is used as a buffering agent.

EXAMPLE 4

[0094] The buffer of the present invention may also be used a transfer buffer in applications such as the transfer of proteins from acrylamide gels (Western transfer). Exemplary buffers were prepared according to table 3, below.

Table 3

Compound/#	T0	T1	T2	T3	T4
Tris (g)	3	18	3	9	6
Glycine (g)	14.4	-	-	-	-
EPPS(or HEPPS) (g)	-	12	2	6	4
H ₂ O (ml) to	800	800	800	800	800
Methanol (ml)	200	200	200	200	200

T0 = Laemmli buffer with a glycine base.

[0095] Transfer of protein markers from a precast IDGel™ (made with Tris pH 8.3 as buffering solution). The transfer was most efficient with the recipe of buffer T4.

EXAMPLE 5

[0096] Several buffers according to the present invention are tested. The zwitterions tested are listed in table 4

Table 4 – Testing of zwitterions of interest

Composants	Symetrical	Cathode	Anode
Tris (g)	6	6	1
EPPS(or HEPPS) (g)	4	1	4
Gly-Gly (g)	4	1	4
CAPSO (g)	4	1	4
BES (g)	4	1	4
Methanol	0% 10% 20%	0% 10% 20%	0% 10% 20%
Total volume	1 litre	1 litre	1 litre

[0097] The transfer efficacy of the different tested zwitterions are:

EPPS (HEPPS)	100%
Gly-Gly	100%
CAPSO	90%
BES	80%

EXAMPLE 6

[0098] Several buffers according to the present invention are tested in an asymmetric configuration, as indicated in table 5.

Table 5 – transfer of asymmetric buffer:

Components	Cathode	Anode
Tris (g)	6	1
Gly-Gly (g) or EPPS (or HEPPS)	1	6
Methanol	10%	10%

[0099] In each case, for the presented asymmetric arrangements with Gly-gly or EPPS (or HEPPS) buffer, the transfer is 100% efficient and occurs in 15 min of electrophoresis.

EXAMPLE 7

[00100] The Tris/Gly-Gly buffer according to the present invention (see Example 5) may be used for Western transfer without any further modification. The buffer also supports an accelerated separation/transfer: a current of 275 mA results in a complete transfer in 15 minutes or less. Methanol is normally added to the transfer buffer to slow the protein migration and normally permit a more equal protein transfer between the high molecular weight proteins and the low molecular weight. In standard protocol, it is used as 10% or 20% of methanol. The efficacy of fast transfer with electrolyte solutions according to the present invention containing 0% to 20% methanol is working equally well to 100% efficacy in transfer under all these conditions.

EXAMPLE 8

[00101] To perform semi-dry and/or wet transfer, the an electrolyte solution according to the present invention may be used. The solution containing EPPS (or HEPPS) is prepared as a 0,3X solution: 6 g Tris, 4 g EPPS (or HEPPS) in a total volume of 1 L of distilled water. The electrolyte solution may comprise between 0% to 20% methanol, and preferably between 10 and 20% methanol to improve transfer of large molecular weight proteins. The transfer of sample from the gel at 275 mA is typically completed in 10 to 15 minutes.

EXAMPLE 9

[00102] For use in electrophoresis transfer system such as the eStain™, since the volume of electrolyte solution required is small, two blotting papers are soaked in a 5X electrolyte solution according to the present invention (90 g Tris, 60 g EPPS (or HEPPS) and up to a 1 L total volume with water) and are placed on each side of the gel from which the proteins are transferred. The transfer is complete in 10 minutes at about 80 mA to about 300 mA, 100% of the sample is transferred to the PVDF membrane used.

EXAMPLE 10

IMPROVED BUFFER FOR MOPS BASED GELS

[00103] A protein electrophoresis running buffer that accelerates the separation speed and increase resolution of MOPS based gels and other gels. The buffer is based on the Tris-EPPS-SDS buffer in combination with the ACES, MOPS, and PIPES zwitterions This buffer will be advantageous on gels based on a different chemistry than Laemmli's, for example MOPS based gels such as NuPage™ from Invitrogen and EZ-Run™ from ThermoFisher, chemistry proprietary to Amresco.

[00104] The basic recipe of the buffer is a combination of Tris + SDS + EPPS + ACES + MOPS + PIPES, at a pH 8.5 or less and may facultatively include one anionic surfactant to provide to the buffer denaturing properties

for protein analysis (e.g. SDS, sodium dodecyl sulphate, Sodium lauryl sulfate (SLS), sodium laurilsulfate or sodium, NaDS).

[00105] The proportions of this electrolyte solution are as indicated in table 6.:

Table 6 – Components of the composition

	% weight	mM
		1X
TRIS	49.9%	74.3
SDS	2.8%	3.5
EPPS	19.4%	27.7
ACES	9.7%	19.2
PIPES	1.7%	2.0
MOPS	16.6%	95.6

[00106] Under such proportion, the buffer has a pH of 7.4, which is compatible with the MOPS based gels having a pH of 7.0.

EXAMPLE 11

IMPROVED BUFFER FOR MOPS BASED GELS

[00107] This study was made using the liquid gel matrix EZ-Run™ from ThermoFisher™, a product developed by Amresco™. This liquid gel matrix has the advantage to be stable over one year at room temperature and allow to quickly cast electrophoresis gels. The gel matrix comes with its specific running buffer, which has to be used with it. The recommended running conditions are 150V.

[00108] The main problem related to this liquid gel matrix is that it takes longer than a normal Laemmli gel or other precast gels available on the market to make a normal gel separation. For this reason, the EPPS based running buffer of the present invention is adapted to this MOPS based gel matrix (see US Patent publication No. 20060118418).

[00109] The performances of the new buffer are represented in the following table. "Long gel" = 10 x 10 cm and "Short gel" = 10 x 8.2 cm.

Table 7 - Performance EZ-Run vs IDFast Univ

Long gel 150V			
EZRun	110	min	
EPPS mix	80	min	27% faster
Long gel 200V			
EZRun	80	min	
EPPS mix	50	min	38% faster
Short gel 150V			
EZRun	65	min	
EPPS mix	45	min	31% faster
Short gel 200V			
EZRun	50	min	
EPPS mix pH 7.4	35	min	30% faster
EPPS mix 2 pH 8	30	min	40% faster
Also compatible with Laemmli gels (short gels, 200V)			
EZRun	50	min	
EPPS only buffer	35	min	
EPPS mix	29	min	17% faster
EPPS mix pH 7.4	29	min	

[00110] The gel prepared with the EZ-Run gel matrix and migrated with the EZ-Run specific running buffer, when compared to the EPPS based buffer of the present invention, as described in Example 9, clearly shows an advantage in migration speed for the electrolyte solution of the present invention without loss of resolution (See. Fig. 6).

[00111] The pH of the electrolyte solution will also affect the speed. The EZ-Run gel matrix has a pH of 7.0. The EZ-Run running buffer has a pH of 8.0. The electrolyte solution of the present invention (according to Example 9) has a pH of 7.4 once mixed, but adjusting it to 8.0 with NaOH has an important impact on the speed.

[00112] The electrolyte solution of the present invention can be used alone, as well as in combination with the buffer specifically designed for this gel matrix (EZ-Run running buffer in this example). The proportion can change as desired, and shows compatibility in the resolution and a proportional speed of migration. Based on the results above, it appears that the EZ-Run buffer slows down the migration.

EXAMPLE 12

IMPROVED RESOLUTION AND GRADIENT EFFECT OF EPPS BASED GELS

[00113] An electrolyte solution according to the present invention is identified to have a positive impact on the resolution of the protein bands separated on the gel. The electrolyte solution improves both the definition (sharpness) and the separation of the protein bands separated. Now referring to Figs. 7A, B and C, three polyacrylamide gels were prepared. Gel A is a precast IDGel™ Tris-Glycine gel with 10% acrylamide; gel B is an IDGel™ Tris-Glycine gel with a gradient of 4% to 20% acrylamide; gel C is a gel containing 50 mM EPPS with 10% acrylamide, according to the present invention. All gels were run in a 50 mM EPPS and 50 mM Tris containing buffer (IDFast) according to the present invention. Fig. 7 shows that compared to the Tris-glycine gels, the resolution of the EPPS gel is much improved. The band linked by a line corresponds to 25 kDa.

[00114] For example the EPPS containing gel (Fig. 7C) is capable of resolving proteins better than a Tris-glycine gel of identical acrylamide percentage (compare Figs. 7A and C, lanes 1 vs. 9, lanes 2 vs. 10, and lanes 3 vs. 8). It may be observed that the smaller molecular weight proteins (e.g. 6 kDa in lanes 3 and 8, 10 kDa and 17 kDa in lanes 1 and 9 and 19 kDa and 15 kDa in lanes 2 and 10) are well distanced and distinguishable on EPPS containing gel, while they are poorly separated and fused with the dye front in the Tris-glycine gel. Furthermore, higher molecular weight bands are somewhat sharper.

[00115] Also, the EPPS containing gel (Fig. 7C) is also capable of providing better resolution than a Tris-glycine gradient (4 to 20% acrylamide) gel (Fig. 7B). The gradient gel of Fig. 7B provides distinctly better resolution than that of the Tris-glycine 10% gel, providing separation of the smaller molecular weight proteins (compare lanes 1 and 5, 2 and 6, and 3 to 4 and 7). Nevertheless, when compared to the gradient gel, the EPPS containing gel (compare Figs. 7B and C) provides for greater distance between the protein bands across the entire range of molecular weight, especially for the smaller molecular weight proteins. The EPPS containing gel permits for small differences in molecular weight of protein to be made (e.g. compare lanes 4-5 to lanes 8-9). Interestingly, the EPPS containing gel appears to migrate in a similar "gradient-like" manner that is more commonly observed in gradient gels such as in Fig. 7B, this without the presence of a gradient in the EPPS containing gel, which is of a fixed 10% acrylamide concentration. Note that the dye migration front of the EPPS containing gel (Fig. 7C) has already exited the gel, while it remains present in the other gels.

[00116] The embodiments and examples presented herein are illustrative of the general nature of the subject matter claimed and are not limiting. It will be understood by those skilled in the art how these embodiments can be readily modified and/or adapted for various applications and in various ways without departing from the spirit and scope of the subject matter disclosed claimed. The claims hereof are to be understood to include without limitation all alternative embodiments and equivalents of the subject matter hereof. Phrases, words and terms employed herein are illustrative and are not limiting. Where permissible by law, all references cited herein are incorporated by reference in their entirety. It will be appreciated that any aspects of the different embodiments disclosed herein may be combined in a range of possible alternative embodiments, and alternative combinations of features, all of which varied combinations of features are to be understood to form a part of the subject matter claimed.

CLAIMS:

1. An electrolyte solution for accelerating, or improving resolution, or improving transfer efficacy, or accelerating and improving resolution, or accelerating and improving transfer efficacy of gel electrophoresis comprising:

- Tris(hydroxymethyl)aminomethane (TRIS);
- at least one zwitterion chosen from 2-amino-2-methyl-1,3-propanediol (AMPD), N,N-bis[2-hydroxyethyl]-2-aminoethanesulphonic acid (BES), N-Glycylglycine (Gly-Gly), 4-(2-hydroxyethyl)piperazine-1-propanesulfonic acid (EPPS or HEPPS), and 3-(cyclohexylamino)-2-hydroxy-1-propanesulfonic acid (CAPSO), N-(1,1-Dimethyl-2-hydroxyethyl)-3-amino-2-hydroxypropanesulfonic acid (AMPPO), 3-(cyclohexylamino)-1-propanesulfonic acid (CAPS), 2-(cyclohexylamino)ethanesulfonic acid (CHES), 3-[N-Bis(hydroxyethyl)amino]-2-hydroxypropanesulfonic acid (DIPSO), N-(2-Hydroxyethyl)piperazine-N'-(4-butanedisulfonic acid) (HEPBS), 4-(N-Morpholino)butanedisulfonic acid (MOBS), 3-N-Morpholino propanedisulfonic acid (POPSO), N-Tris(hydroxymethyl)methyl-4-aminobutanedisulfonic acid (TABS), N-Tris(hydroxymethyl)methyl-3-aminopropanedisulfonic acid (TAPS), (2-[2-hydroxy-1,1-bis(hydroxymethyl)ethylamino]ethanesulphonic acid) (TES), (2-[2-acetamino]-2-aminoethanesulphonic acid) (ACES), (1,4-piperazinediethanesulphonic acid) (PIPES), (3-[N-morpholino]propanedisulfonic acid)(MOPS), and Piperazine-N,N'-bis(3-propanedisulfonic Acid) (PIPPS); and
- water.

2. The electrolyte solution of claim 1, wherein the zwitterion is chosen from N,N-bis[2-hydroxyethyl]-2-aminoethanesulphonic acid (BES), 3-(cyclohexylamino)-1-propanedisulfonic acid (CAPS), 2-(cyclohexylamino)ethanesulfonic acid (CHES), N-Glycylglycine (Gly-Gly), 4-

(2-hydroxyethyl)piperazine-1-propanesulfonic acid (EPPS or HEPPS), (2-[2-hydroxy-1,1-bis(hydroxymethyl)ethylamino]ethanesulphonic acid) (TES), (2-[2-acetamino]-2-aminoethanesulphonic acid) (ACES), (1,4-piperazinediethanesulphonic acid) (PIPES), (3-[N-morpholino]propanesulphonic acid)(MOPS), and N-Tris(hydroxymethyl)methyl-3-aminopropanesulfonic acid (TAPS) for accelerating gel electrophoresis.

3. The electrolyte solution of claim 1, wherein the zwitterion is chosen from N-(1,1-Dimethyl-2-hydroxyethyl)-3-amino-2-hydroxypropanesulfonic acid (AMPSO), 3-(cyclohexylamino)-2-hydroxy-1-propanesulfonic acid (CAPSO), N,N-bis[2-hydroxyethyl]-2-aminoethanesulphonic acid (BES), N-Glycylglycine (Gly-Gly), 4-(2-hydroxyethyl)piperazine-1-propanesulfonic acid (EPPS or HEPPS), (2-[2-hydroxy-1,1-bis(hydroxymethyl)ethylamino] ethanesulphonic acid) (TES), (2-[2-acetamino]-2-aminoethanesulphonic acid) (ACES), (1,4-piperazinediethanesulphonic acid) (PIPES), (3-[N-morpholino]propanesulphonic acid)(MOPS), and N-Tris(hydroxymethyl)methyl-3-aminopropanesulfonic acid (TAPS) for improving resolution of gel electrophoresis.

4. The electrolyte solution of claim 1, wherein the zwitterion is chosen from N-Glycylglycine (Gly-Gly), 4-(2-hydroxyethyl)piperazine-1-propanesulfonic acid (EPPS or HEPPS), N,N-bis[2-hydroxyethyl]-2-aminoethanesulphonic acid (BES), (2-[2-hydroxy-1,1-bis(hydroxymethyl)ethylamino] ethanesulphonic acid) (TES), (2-[2-acetamino]-2-aminoethanesulphonic acid) (ACES), (1,4-piperazinediethanesulphonic acid) (PIPES), (3-[N-morpholino]propanesulphonic acid)(MOPS), and N-Tris(hydroxymethyl)methyl-3-aminopropanesulfonic acid (TAPS) for accelerating and improving resolution of gel electrophoresis.

5. The electrolyte solution of claim 1, wherein the zwitterion is chosen from N-Glycylglycine (Gly-Gly), 4-(2-hydroxyethyl)piperazine-1-propanesulfonic acid (EPPS or HEPPS), N,N-bis[2-hydroxyethyl]-2-

aminoethanesulphonic acid (BES), and 3-(cyclohexylamino)-2-hydroxy-1-propanesulfonic acid (CAPSO) for accelerating and improving transfer efficacy of gel electrophoresis.

6. The electrolyte solution of any one of claims 1 - 4, wherein the zwitterion is 4-(2-hydroxyethyl)piperazine-1-propanesulfonic acid (EPPS or HEPPS).

7. The electrolyte solution of any one of claims 1 - 5, wherein the pH is of the electrolyte solution is from about 8.0 to about 8.8.

8. The electrolyte solution of claim 5, further comprising methanol.

9. The electrolyte solution of claim 8, wherein said methanol is up to 20%.

10. The electrolyte solution, of claim 1, further comprising sodium dodecyl sulphate (SDS).

11. The electrolyte solution of any one of claims 1 - 10, further comprising a chelating agent having the name: ethylenediaminetetraacetate (EDTA), ethylene glycol tetraacetic acid (EGTA), trisodium nitrilotriacetate, hydroxyethyl ethylenediamine trisodium acetate (trisodium HEDTA), diethylene triamino pentasodium acetate or uramil disodium acetate.

12. The electrolyte solution of any one of claims 1 - 11, wherein the concentration of Tris(hydroxymethyl)aminomethane (TRIS) is from about 10 mM to about 500 mM.

13. The electrolyte solution of claim 12, wherein the concentration of Tris(hydroxymethyl)aminomethane (TRIS) is from about 50 mM to about 150 mM.

14. The electrolyte solution of claim 12, wherein the concentration of Tris(hydroxymethyl)aminomethane (TRIS) is from about 50 mM to about 250 mM.

15. The electrolyte solution of claim 13, wherein the concentration of Tris(hydroxymethyl)aminomethane (TRIS) is 150 mM.
16. The electrolyte solution of any one of claims 1 - 15, wherein the concentration of the zwitterion is from about 1 mM to about 500 mM.
17. The electrolyte solution of claim 16, wherein the concentration of the zwitterion is from about 10 mM to about 500 mM.
18. The electrolyte solution of claim 16, wherein the concentration of the zwitterion is from about 25 mM to about 50 mM.
19. The electrolyte solution of claim 16, wherein the concentration of the zwitterion is from about 50 mM to about 100 mM.
20. The electrolyte solution of claim 19, wherein the concentration of the zwitterion is 50 mM.
21. The electrolyte solution of claim 19, wherein the concentration of the zwitterion is 100 mM.
22. The electrolyte solution of any one of claims 10 - 20, wherein the concentration of sodium dodecyl sulphate (SDS) is 0.5% (wt/vol) or less.
23. The electrolyte solution of claim 22, wherein the concentration of sodium dodecyl sulphate (SDS) is 0.1% (wt/vol) or less.
24. The electrolyte solution claim 22, wherein the concentration of sodium dodecyl sulphate (SDS) is 0.1% (wt/vol).
25. The electrolyte solution of any one of claims 11 - 20, wherein the concentration of ethylenediaminetetraacetate (EDTA) is 0.5% (wt/vol) or less.
26. The electrolyte solution of claim 25, wherein the concentration of ethylenediaminetetraacetate (EDTA) is 0.05% (wt/vol) or less.
27. The electrolyte solution of claim 26, wherein the concentration of ethylenediaminetetraacetate (EDTA) is 0.03% (wt/vol).

28. The electrolyte solution according to any one of claims 1 - 4, wherein said zwitterions is a combination of 4-(2-hydroxyethyl)piperazine-1-propanesulfonic acid (EPPS or HEPPS), (2-[2-acetamino]-2-aminoethanesulphonic acid) (ACES), (1,4-piperazinediethanesulphonic acid) (PIPES), and (3-[N-morpholino]propanesulphonic acid)(MOPS).
29. An electrophoresis gel comprising the electrolyte solution of any one of claims 1 - 28.
30. The electrophoresis gel of claim 29, wherein the gel is an acrylamide gel.
31. The electrophoresis gel of claim 30, wherein the concentration of acrylamide is from about 4% (wt/vol) to about 25% (wt/vol).
32. The electrophoresis gel of claim 29, wherein the gel is an agarose gel.
33. The electrophoresis gel of claim 32, wherein the concentration of agarose is from about 0.5% (wt/vol) to about 3% (wt/vol).
34. The electrophoresis gel of claim 29, wherein the gel is an acrylamide and agarose gel.
35. The electrophoresis gel of claim 34, wherein the concentration of acrylamide is from less than 1% (wt/vol) to about 25%(wt/vol) and the concentration of agarose is from about 0.5% (wt/vol) to about 3% (wt/vol).
36. The electrophoresis gel of any one of claims 30 - 31 and 34 - 35, further comprising sodium dodecyl sulphate (SDS).
37. The electrophoresis gel of any one of claims 29 - 36, wherein the zwitterion is chosen from 2-amino-2methyl-1,3-propanediol (AMPD), N-(1,1-Dimethyl-2-hydroxyethyl)-3-amino-2-hydroxypropanesulfonic acid (AMPSO), N-Glycylglycine (Gly-Gly), 4-(2-hydroxyethyl)piperazine-1-propanesulfonic acid (EPPS or HEPPS), 3-(cyclohexylamino)-1-propanesulfonic acid (CAPS), 3-(cyclohexylamino)-2-hydroxy-1-propanesulfonic acid (CAPSO), 2-

(cyclohexylamino)ethanesulfonic acid (CHES), N,N-bis[2-hydroxyethyl]-2-aminoethanesulphonic acid (BES), (2-[2-hydroxy-1,1-bis(hydroxymethyl)ethylamino] ethanesulphonic acid) (TES), N-Tris(hydroxymethyl)methyl-3-aminopropanesulfonic acid (TAPS) and 3-N-Morpholino propanesulfonic acid (POPSO) for improving shelf life of the gel.

38. The electrophoresis gel of any one of claims 29 - 37, wherein the pH is from about 8.0 to about 8.8.

39. A method of accelerating or improving the resolution, or improving transfer efficacy, or accelerating and improving the resolution, or accelerating and improving transfer efficacy of the electrophoretic separation of at least one sample comprising the step of:

- applying a voltage to an electrolyte solution according to any one of claims 1 - 28, in contact with an electrophoresis gel containing the at least one sample therein.

40. The method of claim 39, wherein the electrophoresis gel is a gel according to any one of claims 29 - 38.

41. A method of accelerating or improving the resolution of, or improving transfer efficacy, or accelerating and improving the resolution, or accelerating and improving transfer efficacy of the electrophoretic separation of at least one sample comprising the step of:

- applying a voltage to an electrolyte solution adapted to perform gel electrophoresis in contact with an electrophoresis gel according to any one of claims 29 - 38 containing the at least one sample therein.

42. A method for improving resolution of an electrophoretic separation of at least one sample comprising:

- adding at least one zwitterion chosen from 2-amino-2methyl-1,3-propanediol (AMPD), N,N-bis[2-hydroxyethyl]-2-aminoethanesulphonic acid (BES), N-Glycylglycine (Gly-Gly), 4-(2-hydroxyethyl)piperazine-1-propanesulfonic acid (EPPS or

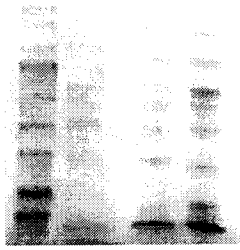
HEPPS), and 3-(cyclohexylamino)-2-hydroxy-1-propanesulfonic acid (CAPSO), N-(1,1-Dimethyl-2-hydroxyethyl)-3-amino-2-hydroxypropanesulfonic acid (AMPSO), 3-(cyclohexylamino)-1-propanesulfonic acid (CAPS), 2-(cyclohexylamino)ethanesulfonic acid (CHES), 3-[N-Bis(hydroxyethyl)amino]-2-hydroxypropanesulfonic acid (DIPSO), N-(2-Hydroxyethyl)piperazine-N'-(4-butanesulfonic acid) (HEPBS), 4-(N-Morpholino)butanesulfonic acid (MOBS), 3-N-Morpholino propanesulfonic acid (POPSO), N-Tris(hydroxymethyl)methyl-4-aminobutanesulfonic acid (TABS), N-Tris(hydroxymethyl)methyl-3-aminopropanesulfonic acid (TAPS), (2-[2-hydroxy-1,1-bis(hydroxymethyl)ethylamino]ethanesulphonic acid) (TES), (2-[2-acetamino]-2-aminoethanesulphonic acid) (ACES), (1,4-piperazinediethanesulphonic acid) (PIPES), (3-[N-morpholino]propanesulphonic acid)(MOPS), and Piperazine-N,N'-bis(3-propanesulfonic Acid) (PIPPS) to an electrophoresis buffer or to an electrophoresis gel, or to both an electrophoresis buffer and an electrophoresis gel.

43. The method according to claim 42, wherein said zwitterion is 4-(2-hydroxyethyl)piperazine-1-propanesulfonic acid (EPPS or HEPPS).

A: Short polyacrylamide gel, 60 mm migration path

Migration with running buffer 1X Tris-Glycine-
SDS – AIQN AGVU

Gels ran in 60 minutes



B: Short polyacrylamide gel, 60 mm migration path

Migration with running buffer 1X EPPS-SDS -
AINN


Gels ran in 45 minutes



C: Short polyacrylamide gel, 60 mm migration path

Migration with running buffer 1X Glygly-SDS –
AGQD AHCF

Gels ran in 60 minutes



D: Short polyacrylamide gel, 60 mm migration path

Migration with running buffer 1X TAPS-SDS –
AIQY

Gels ran in 35 minutes



E: Short polyacrylamide gel, 60 mm migration path

Migration with running buffer 1X BES - AINB

Gels ran in 40 minutes



Fig. 1

F:

Short polyacrylamide gel, 60 mm migration path

Migration with running buffer 1X TES - AIRG

Gels ran in 40 minutes



G:

Long polyacrylamide gel, 80 mm migration path

Migration with running buffer 1X EPPS - AELG

Gel ran in 50 minutes (Tris Glycine SDS ran in 90 minutes)




Fig. 1









12% Laemmli PAGE with running buffer: Tris-Glycine-SDS, 150V, 95 min	MW (KDa)	12% Laemmli PAGE with running buffer: Tris-EPPS-SDS, 150V, 60 min
	30	
	21	
	15	
	14.3	

Fig. 2

IDGel™ aging impact




Fig. 3


A	B	C	D
 <p>T4-9-250 T3-9-275 72.0007 T0-9-275</p>			

Fig. 4

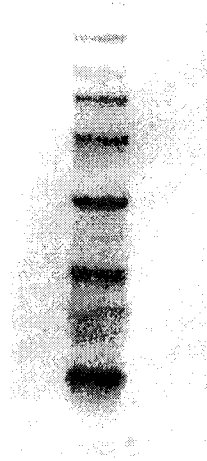


Fig. 5











WO 2011/134072			PCT/CA2011/000500
A) Long gel 150V EZRun	B) Long gel 150V EPPS Mix	C) Long gel 200V EZRun	D) Long gel 200V EPPS Mix
			
E) Short gel 150V EZRun	F) Short gel 150V EPPS Mix	G) Short gel 200V EZRun	H) Short gel 200V EPPS Mix pH 7.4
			
I) Short gel 200V EPPS Mix pH 8.0	J) Short gel 200V Mix 50:50 EZ-Run:EPPS Mix	K) Laemmli short gel 200V EPPS Mix pH 7.0	L) Laemmli short gel 200V EPPS Mix pH 7.4

Fig. 6

INTERNATIONAL SEARCH REPORT

International application No.
PCT/CA2011/000500

<p>A. CLASSIFICATION OF SUBJECT MATTER IPC: G01N 27/447 (2006.01) , B01D 57/02 (2006.01) , G01N 33/50 (2006.01) According to International Patent Classification (IPC) or to both national classification and IPC</p>		
<p>B. FIELDS SEARCHED Minimum documentation searched (classification system followed by classification symbols) IPC: G01N 27/447 (2006.01) , B01D 57/02 (2006.01) , G01N 33/50 (2006.01) According to International Patent Classification (IPC) or to both national classification and IPC</p>		
<p>Documentation searched other than minimum documentation to the extent that such documents are included in the fields searched</p>		
<p>Electronic database(s) consulted during the international search (name of database(s) and, where practicable, search terms used) Canadian Patent Database, TotalPatent, Pubmed, PMC, Google KEYWORDS: TRIS, zwitterion, buffer, gel electrophoresis, MOPS, TRIS/MOPS, TRIS-MOPS</p>		
<p>C. DOCUMENTS CONSIDERED TO BE RELEVANT</p>		
<p>Category*</p>	<p>Citation of document, with indication, where appropriate, of the relevant passages</p>	<p>Relevant to claim No.</p>
X	US 5,578,180 (Engelhorn et al.) 26 November 1996 (26-11-2006) See column 4, lines 47-50	1-28, 39, 42 (in part) and 43 (in part)
X	US 5,922,185 (Updyke et al.) 13 July 1999 (13-07-1999) See columns 5-7	1-43 (42 and 43 in part)
X	US 6,733,647 (Chan et al.) 11 May 2004 (11-05-2004) See column 7, examples and claims	1-43 (42 and 43 in part)
X	GenScript Technical Manual No. 0210 http://www.genscript.com/tech_guide/TM0210.pdf 13 May 2008 (13-05-2008) (obtained by the Wayback Machine)	1-28, 39, 42 (in part) and 43 (in part)
<p><input checked="" type="checkbox"/> Further documents are listed in the continuation of Box C.</p>		<p><input checked="" type="checkbox"/> See patent family annex.</p>
<p>* Special categories of cited documents :</p>	<p>"A" document defining the general state of the art which is not considered to be of particular relevance</p> <p>"E" earlier application or patent but published on or after the international filing date</p> <p>"L" document which may throw doubts on priority claim(s) or which is cited to establish the publication date of another citation or other special reason (as specified)</p> <p>"O" document referring to an oral disclosure, use, exhibition or other means</p> <p>"P" document published prior to the international filing date but later than the priority date claimed</p>	<p>"T" later document published after the international filing date or priority date and not in conflict with the application but cited to understand the principle or theory underlying the invention</p> <p>"X" document of particular relevance; the claimed invention cannot be considered novel or cannot be considered to involve an inventive step when the document is taken alone</p> <p>"Y" document of particular relevance; the claimed invention cannot be considered to involve an inventive step when the document is combined with one or more other such documents, such combination being obvious to a person skilled in the art</p> <p>"&" document member of the same patent family</p>
<p>Date of the actual completion of the international search 18 July 2011 (18-07-2011)</p>		<p>Date of mailing of the international search report 15 August 2011 (15-08-2011)</p>
<p>Name and mailing address of the ISA/CA Canadian Intellectual Property Office Place du Portage I, C114 - 1st Floor, Box PCT 50 Victoria Street Gatineau, Quebec K1A 0C9 Facsimile No.: 001-819-953-2476</p>		<p>Authorized officer Isabelle Gagne (819) 997-2743</p>

Box No. II Observations where certain claims were found unsearchable (Continuation of item 2 of the first sheet)

This international search report has not been established in respect of certain claims under Article 17(2)(a) for the following reasons :

1. Claim Nos. :
because they relate to subject matter not required to be searched by this Authority, namely :

2. Claim Nos. : 42 (in part) and 43 (in part)
because they relate to parts of the international application that do not comply with the prescribed requirements to such an extent that no meaningful international search can be carried out, specifically :

Claims 42 (in part) and 43 (in part) are broader in scope than the teachings of the description because they define that the zwitterion can be added to any type of buffer or gel, whereas the description clearly teaches that the zwitterion must be added to a buffer or gel containing TRIS. Therefore, the search has been limited to the solution containing TRIS and a zwitterion.

3. Claim Nos. :
because they are dependent claims and are not drafted in accordance with the second and third sentences of Rule 6.4(a).

Box No. III Observations where unity of invention is lacking (Continuation of item 3 of first sheet)

This International Searching Authority found multiple inventions in this international application, as follows :

1. As all required additional search fees were timely paid by the applicant, this international search report covers all searchable claims.

2. As all searchable claims could be searched without effort justifying additional fees, this Authority did not invite payment of additional fees.

3. As only some of the required additional search fees were timely paid by the applicant, this international search report covers only those claims for which fees were paid, specifically claim Nos. :

4. No required additional search fees were timely paid by the applicant. Consequently, this international search report is restricted to the invention first mentioned in the claims; it is covered by claim Nos. :

- Remark on Protest** The additional search fees were accompanied by the applicant's protest and, where applicable, the payment of a protest fee.
- The additional search fees were accompanied by the applicant's protest but the applicable protest fee was not paid within the time limit specified in the invitation.
- No protest accompanied the payment of additional search fees.

INTERNATIONAL SEARCH REPORT

International application No.
PCT/CA2011/000500

C (Continuation). DOCUMENTS CONSIDERED TO BE RELEVANT

Category*	Citation of document, with indication, where appropriate, of the relevant passages	Relevant to claim No.
X	SERVA Electrophoresis SDS and Native PAGE http://biophoretics.com/pdfs/2010_04_08_0_206673.pdf 08 April 2010 (08-04-2010)	1-28, 39, 42 (in part) and 43 (in part)
X	SERVA Electrophoresis Instruction Manual http://serva.de/www_root/documents/42561_e.pdf May 2007 (05-2007)	1-28, 39, 42 (in part) and 43 (in part)
Y	Basak et al., "Characterization of buffers for electrokinetic separations", Appl. Biochem. and Biotech., 1994, 44:243-261 See whole document	1-43 (42 and 43 in part)
P,X	US 2011/0073478 (Updyke et al.) 31 March 2011 (31-03-2011) See whole document	1-43 (42 and 43 in part)

INTERNATIONAL SEARCH REPORT
Information on patent family members

International application No.
PCT/CA2011/000500

Patent Document Cited in Search Report	Publication Date	Patent Family Member(s)	Publication Date		
US5578180A	26 November 1996 (26-11-1996)	AU698145B2	22 October 1998 (22-10-1998)		
		AU2192695A	23 October 1995 (23-10-1995)		
		CA2186120A1	12 October 1995 (12-10-1995)		
		CA2186120C	21 June 2005 (21-06-2005)		
		DE69511389D1	16 September 1999 (16-09-1999)		
		DE69511389T2	20 April 2000 (20-04-2000)		
		EP0753142A1	15 January 1997 (15-01-1997)		
		EP0753142B1	11 August 1999 (11-08-1999)		
		JP9512907T	22 December 1997 (22-12-1997)		
		JP3679117B2	03 August 2005 (03-08-2005)		
		JP2004163442A	10 June 2004 (10-06-2004)		
		JP3934114B2	20 June 2007 (20-06-2007)		
		JP2007263976A	11 October 2007 (11-10-2007)		
		JP4055862B2	05 March 2008 (05-03-2008)		
		JP2006177986A	06 July 2006 (06-07-2006)		
		US5922185A	13 July 1999 (13-07-1999)		
		US6059948A	09 May 2000 (09-05-2000)		
		US6096182A	01 August 2000 (01-08-2000)		
		US6143154A	07 November 2000 (07-11-2000)		
		US6162338A	19 December 2000 (19-12-2000)		
		US6783651B1	31 August 2004 (31-08-2004)		
		US2003121784A1	03 July 2003 (03-07-2003)		
		US7422670B2	09 September 2008 (09-09-2008)		
		US2003127330A1	10 July 2003 (10-07-2003)		
		US7452453B2	18 November 2008 (18-11-2008)		
		US2005167268A1	04 August 2005 (04-08-2005)		
		US7892409B2	22 February 2011 (22-02-2011)		
		US2005167269A1	04 August 2005 (04-08-2005)		
		US7967966B2	28 June 2011 (28-06-2011)		
		US2011127166A1	02 June 2011 (02-06-2011)		
		WO9527197A1	12 October 1995 (12-10-1995)		
		US5922185A	13 July 1999 (13-07-1999)	AU698145B2	22 October 1998 (22-10-1998)
				AU2192695A	23 October 1995 (23-10-1995)
CA2186120A1	12 October 1995 (12-10-1995)				
CA2186120C	21 June 2005 (21-06-2005)				
DE69511389D1	16 September 1999 (16-09-1999)				
DE69511389T2	20 April 2000 (20-04-2000)				
EP0753142A1	15 January 1997 (15-01-1997)				
EP0753142B1	11 August 1999 (11-08-1999)				
JP9512907T	22 December 1997 (22-12-1997)				
JP3679117B2	03 August 2005 (03-08-2005)				
JP2004163442A	10 June 2004 (10-06-2004)				
JP3934114B2	20 June 2007 (20-06-2007)				
JP2007263976A	11 October 2007 (11-10-2007)				
JP4055862B2	05 March 2008 (05-03-2008)				
JP2006177986A	06 July 2006 (06-07-2006)				
US5578180A	26 November 1996 (26-11-1996)				
US6059948A	09 May 2000 (09-05-2000)				
US6096182A	01 August 2000 (01-08-2000)				
US6143154A	07 November 2000 (07-11-2000)				
US6162338A	19 December 2000 (19-12-2000)				
US6783651B1	31 August 2004 (31-08-2004)				
US2003121784A1	03 July 2003 (03-07-2003)				
US7422670B2	09 September 2008 (09-09-2008)				
US2003127330A1	10 July 2003 (10-07-2003)				
US7452453B2	18 November 2008 (18-11-2008)				
US2005167268A1	04 August 2005 (04-08-2005)				
US7892409B2	22 February 2011 (22-02-2011)				
US2005167269A1	04 August 2005 (04-08-2005)				
US7967966B2	28 June 2011 (28-06-2011)				
US2011127166A1	02 June 2011 (02-06-2011)				
WO9527197A1	12 October 1995 (12-10-1995)				

INTERNATIONAL SEARCH REPORT
Information on patent family members

International application No.
PCT/CA2011/000500

US6733647B2	11 May 2004 (11-05-2004)	AU759336B2 AU3349701A AUPQ571400D0 EP1263772A1 EP1263772A4 US2001027921A1 WO0160841A1	10 April 2003 (10-04-2003) 27 August 2001 (27-08-2001) 16 March 2000 (16-03-2000) 11 December 2002 (11-12-2002) 13 April 2005 (13-04-2005) 11 October 2001 (11-10-2001) 23 August 2001 (23-08-2001)
US2011073478A1	31 March 2011 (31-03-2011)	US2011042213A1 US2011042217A1 WO2011025781A1 WO2011028532A1 WO2011028535A2 WO2011028535A3 WO2011031497A2	24 February 2011 (24-02-2011) 24 February 2011 (24-02-2011) 03 March 2011 (03-03-2011) 10 March 2011 (10-03-2011) 10 March 2011 (10-03-2011) 05 May 2011 (05-05-2011) 17 March 2011 (17-03-2011)