



US00D415205S

**United States Patent** [19]  
**Canton Gongora et al.**

[11] **Patent Number: Des. 415,205**

[45] **Date of Patent: \*\* Oct. 12, 1999**

[54] **INDICATOR PANEL**

D. 376,821 12/1996 Hathaway ..... D20/41  
4,368,586 1/1983 Forzelias ..... 40/604

[75] Inventors: **Antonio Canton Gongora; Carlos Jesús Cruz Fernandez; José María Muñagorri Enriquez; Juan Carlos Rayo Ortigüela**, all of Madrid, Spain

*Primary Examiner*—Susan J. Lucas  
*Assistant Examiner*—Jennifer Regester  
*Attorney, Agent, or Firm*—Thelen Reid & Priest LLP

[73] Assignee: **Telefonica De Espana, SA**, Madrid, Spain

[57] **CLAIM**

[\*\*] Term: **14 Years**

The ornamental design for an indicator panel, as shown and described.

[21] Appl. No.: **29/062,646**

**DESCRIPTION**

[22] Filed: **Nov. 21, 1996**

FIG. 1 is a front elevation view of an indicator panel embodying our design;

[30] **Foreign Application Priority Data**

FIG. 2 is a left side elevation view thereof;

May 21, 1996 [ES] Spain ..... 137526

FIG. 3 is a right side elevation view thereof;

[51] **LOC (6) Cl.** ..... **20-03**

FIG. 4 is a rear elevation view thereof;

[52] **U.S. Cl.** ..... **D20/10**

FIG. 5 is a bottom plan view thereof;

[58] **Field of Search** ..... 40/584, 541, 606, 40/604, 605; D20/10, 41, 42; 362/812

FIG. 6 is a top plan view thereof;

FIG. 7 is a front perspective view thereof; and,

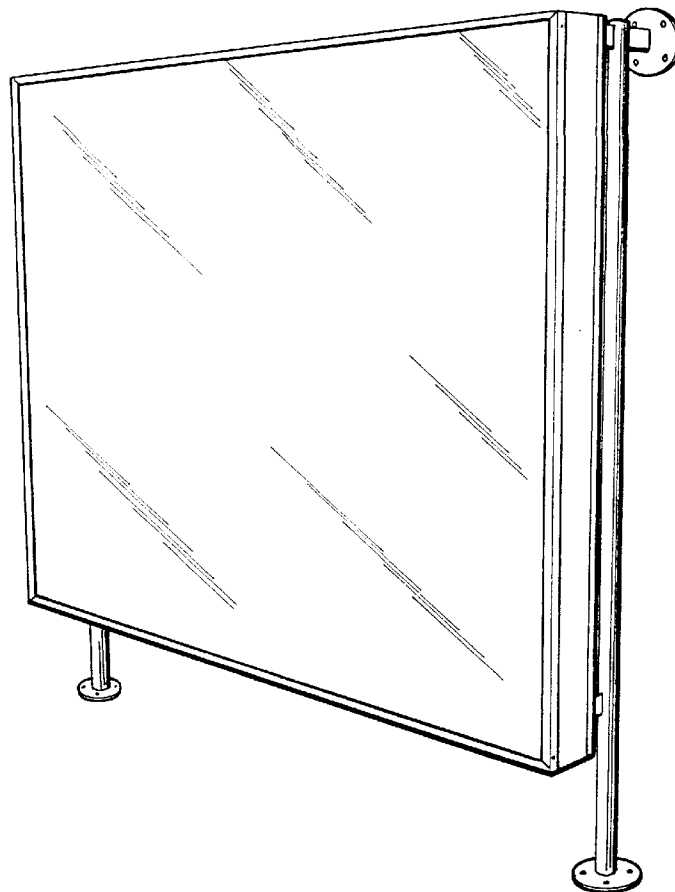
FIG. 8 is a rear perspective view thereof.

[56] **References Cited**

**U.S. PATENT DOCUMENTS**

D. 234,231 1/1975 Alfonso ..... D20/10

**1 Claim, 2 Drawing Sheets**






FIG. 3

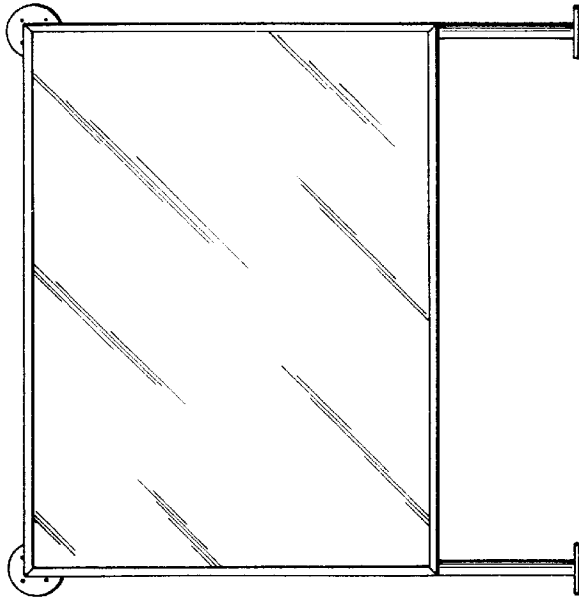


FIG. 1




FIG. 2

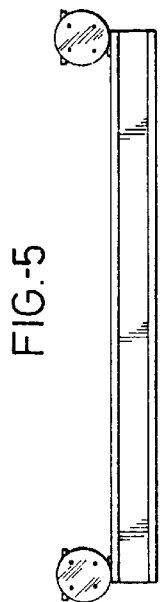


FIG. 5

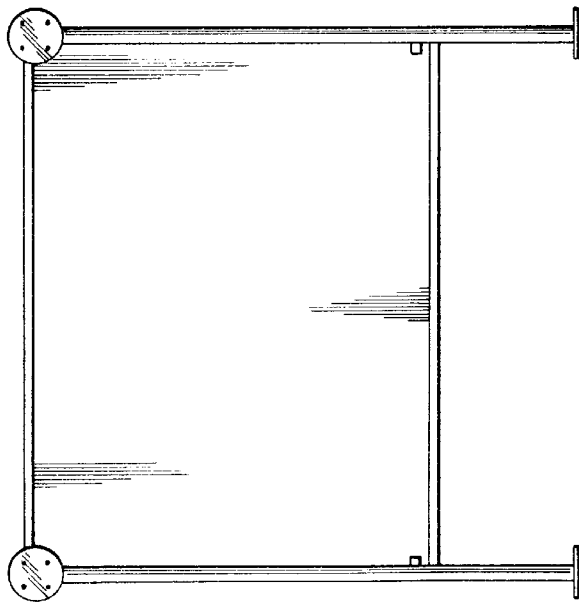


FIG. 4

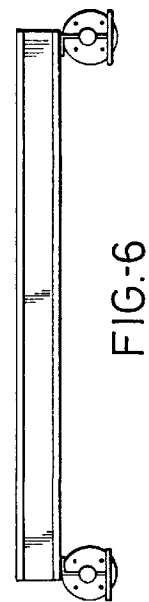


FIG. 6

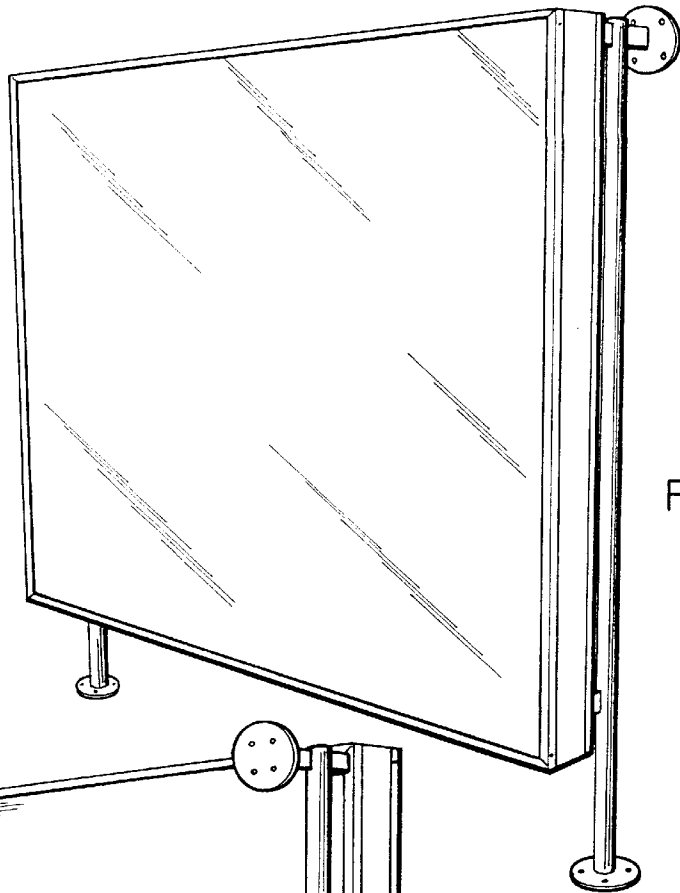


FIG-7




FIG-8