



US00D602267S

(12) **United States Design Patent**  
**Bellini**

(10) **Patent No.:** **US D602,267 S**

(45) **Date of Patent:** **\*\* Oct. 20, 2009**

- (54) **SEAT**
- (75) Inventor: **Mario Bellini**, Milan (IT)
- (73) Assignee: **Cassina S.p.A.**, Meda (Milan) (IT)
- (\*\*) Term: **14 Years**
- (21) Appl. No.: **29/311,489**
- (22) Filed: **Mar. 31, 2009**

D426,972 S *	6/2000	Bellini .....	D6/375
D448,942 S *	10/2001	Mourgue .....	D6/375
D465,100 S *	11/2002	Savini .....	D6/375
D469,970 S *	2/2003	Molteni .....	D6/374
D475,212 S *	6/2003	Savini .....	D6/374
D529,726 S *	10/2006	Cutler et al. ....	D6/334
D541,068 S *	4/2007	Foster .....	D6/374
D549,970 S *	9/2007	Bouroullec et al. ....	D6/334
D555,379 S *	11/2007	Ziliani .....	D6/375
D563,111 S *	3/2008	Lievore .....	D6/375
D574,622 S *	8/2008	Neil .....	D6/374
D580,673 S *	11/2008	Wright et al. ....	D6/374

(30) **Foreign Application Priority Data**  
Jan. 13, 2009 (WO) ..... DM/071 352

\* cited by examiner

- (51) **LOC (9) Cl.** ..... **06-01**
- (52) **U.S. Cl.** ..... **D6/334**
- (58) **Field of Classification Search** ..... D6/334,  
D6/336, 338, 349, 352, 363, 374, 375, 380,  
D6/381, 491, 492, 500-502; 297/175, 411.2,  
297/445.1, 446.1, 446.2, 447.1, 447.2, 448.1,  
297/451.2, 452.11, 452.29, 461, 462; 5/12.1,  
5/12.2

*Primary Examiner*—Sandra Snapp  
(74) *Attorney, Agent, or Firm*—Nixon & Vanderhye P.C.

See application file for complete search history.

(57) **CLAIM**

The ornamental design for a seat, as shown and described.

(56) **References Cited**


**DESCRIPTION**

U.S. PATENT DOCUMENTS

D219,016 S *	10/1970	Muller .....	D6/375
D256,970 S *	9/1980	Cassina .....	D6/334
D396,960 S *	8/1998	Maly .....	D6/334
D409,848 S *	5/1999	Staubach et al. ....	D6/334
D422,158 S *	4/2000	Newhouse .....	D6/375

- FIG. 1 is a front elevational view of a seat;
- FIG. 2 is a rear elevational view thereof;
- FIG. 3 is a left elevational view thereof;
- FIG. 4 is a right elevational view thereof;
- FIG. 5 is a top plan view thereof;
- FIG. 6 is a bottom plan view thereof; and,
- FIG. 7 is a front, left, top perspective view thereof.

**1 Claim, 7 Drawing Sheets**






FIG. 1




FIG. 2

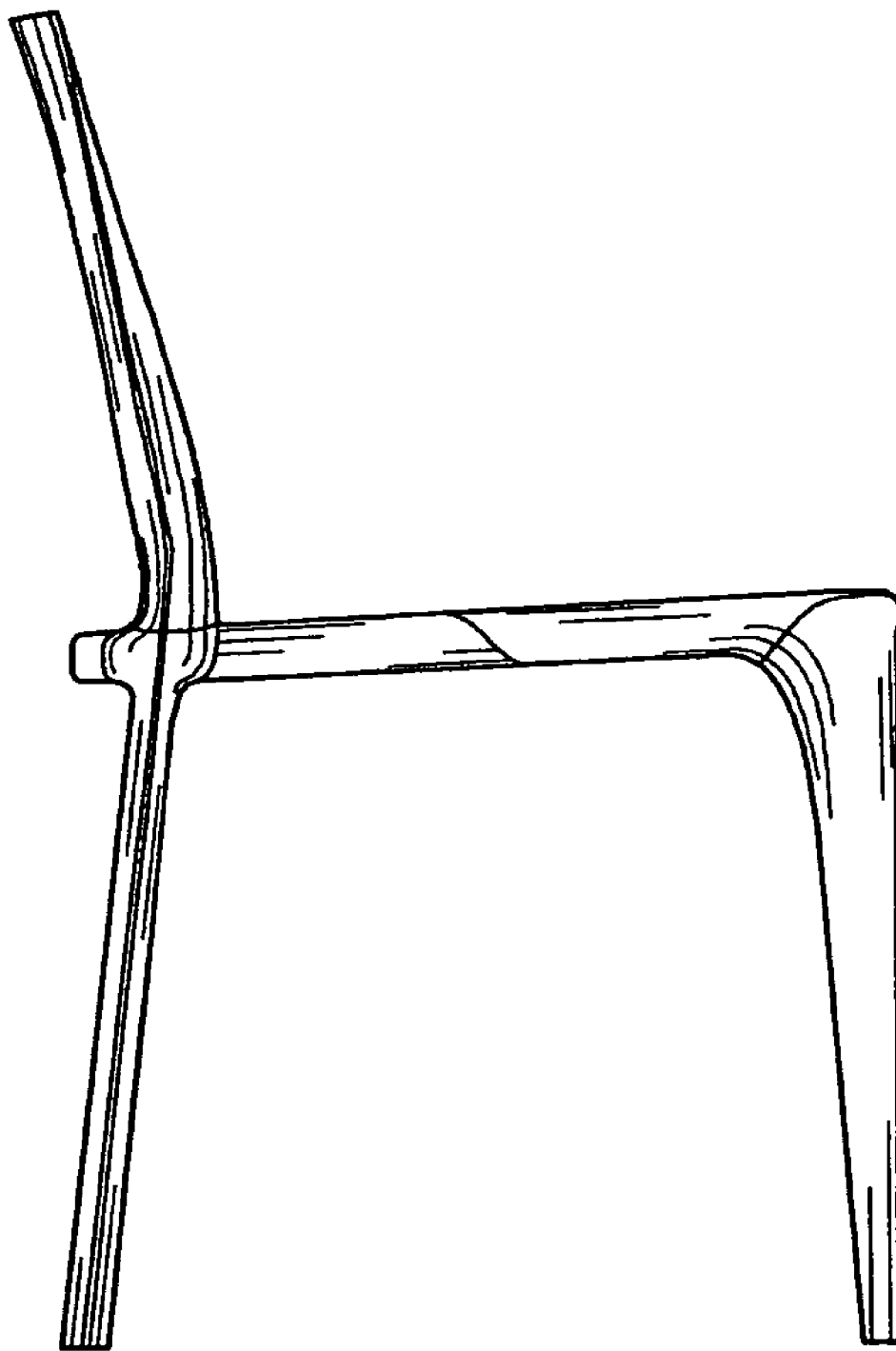


FIG. 3

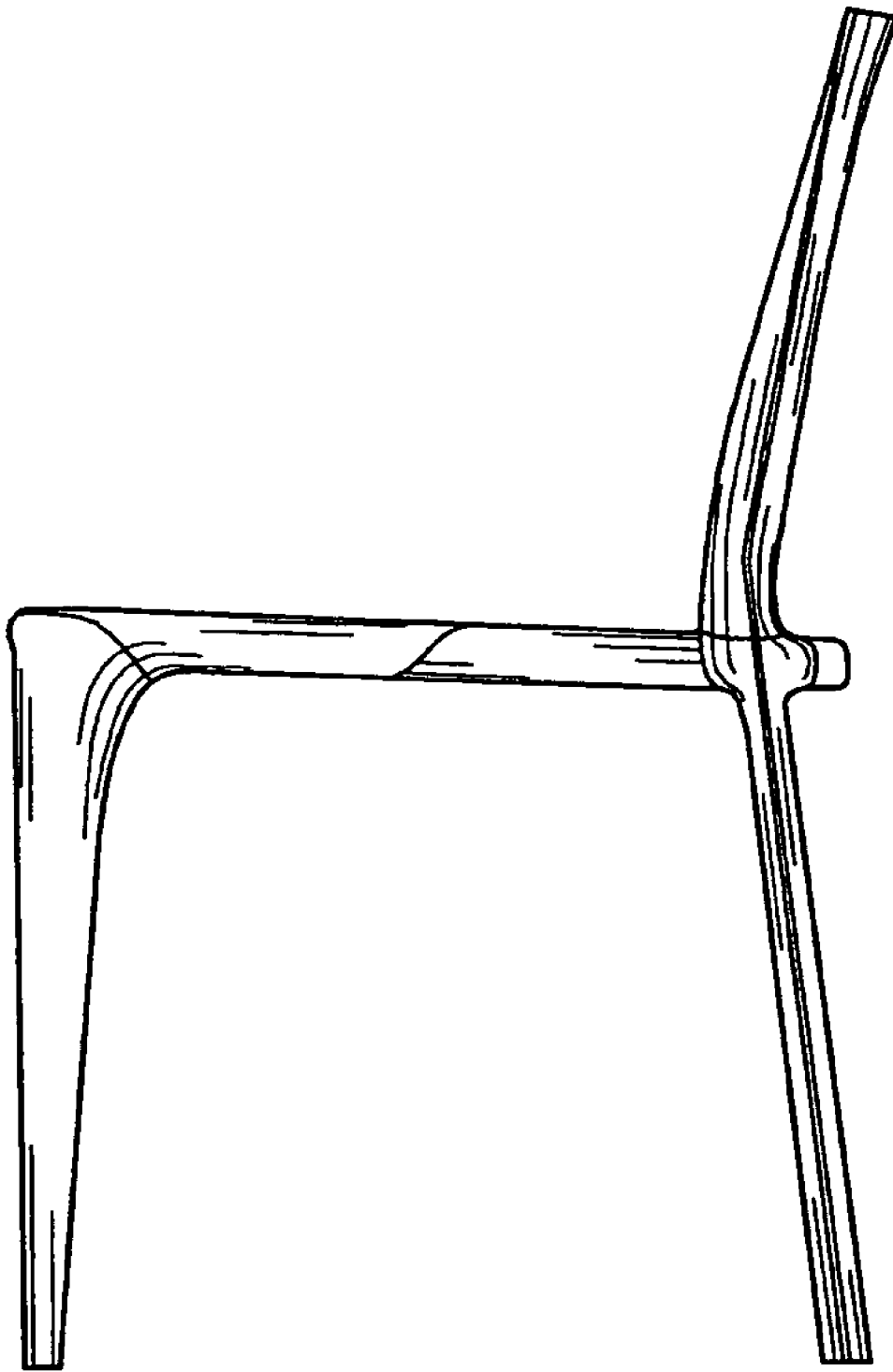


FIG. 4




FIG. 5

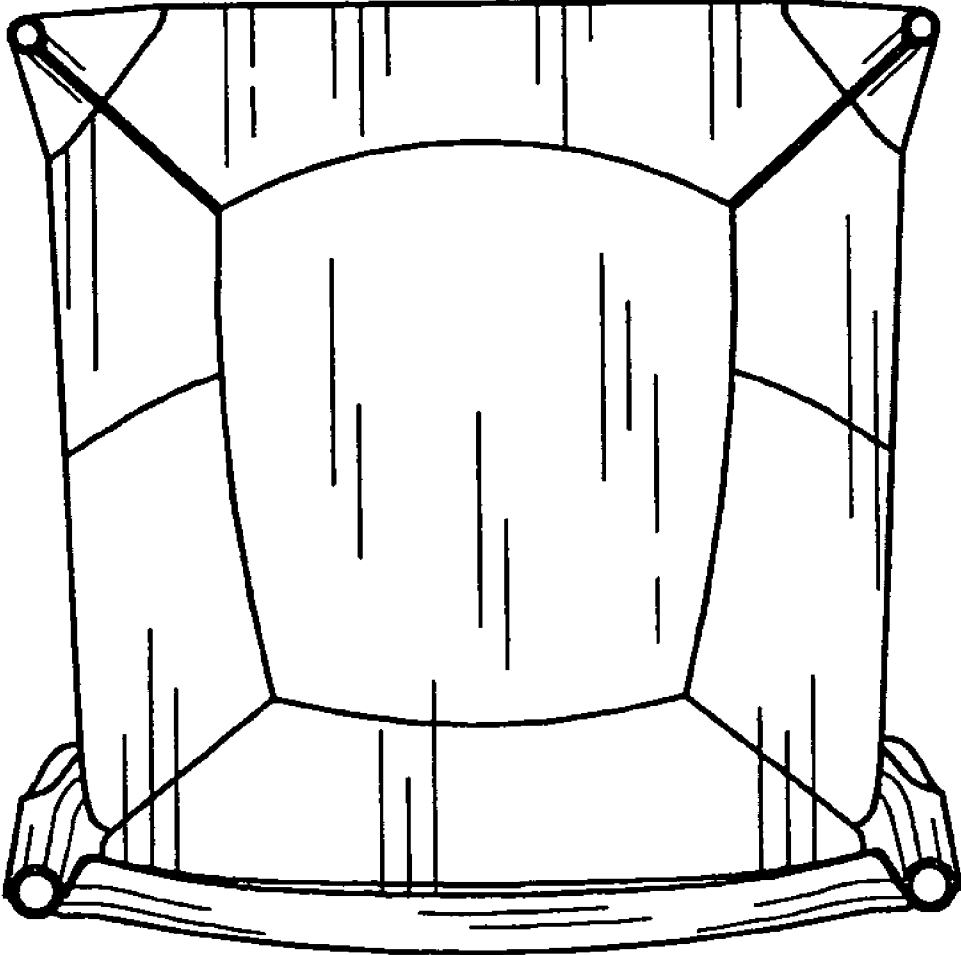


FIG. 6




FIG. 7