



US00D448366B1

(12) **United States Design Patent**
Youngers et al.

(10) **Patent No.:** **US D448,366 S**

(45) **Date of Patent:** **** Sep. 25, 2001**

(54) **ACCESSORY MODULE FOR A CELLULAR TELEPHONE HANDSET**

(75) Inventors: **Chris Youngers**, Seattle; **Mark Sutherland**; **Andy Rimkus**, both of Bainbridge Island, all of WA (US)

(73) Assignee: **Airbiquity Inc.**, Bainbridge Island, WA (US)

(**) Term: **14 Years**

(21) Appl. No.: **29/132,111**

(22) Filed: **Oct. 31, 2000**

(51) **LOC (7) Cl.** **14-03**

(52) **U.S. Cl.** **D14/240**; D14/248; D13/103

(58) **Field of Search** D14/137, 138, D14/218, 147-148, 247-248, 144, 240, 341-347; 379/433.434, 419, 420, 428, 440; 455/550-575, 90; D13/103, 110, 119

(56) **References Cited**

U.S. PATENT DOCUMENTS

D. 353,361	*	12/1994	Nagele et al.	D13/103
D. 366,452	*	1/1996	Lindahl	D13/103
D. 379,962		6/1997	Nuovo et al.	D13/103
D. 399,818	*	10/1998	Lindahl	D13/103
D. 403,657		1/1999	Nuovo et al.	D13/103
D. 405,445		2/1999	Phillips et al.	D14/138
D. 407,088		3/1999	Mason	D14/138
D. 408,031	*	4/1999	Salmi	D14/138
D. 410,000	*	5/1999	Nuovo	D14/138
D. 410,623		6/1999	Kolinen	D13/103
D. 410,892		6/1999	Prior	D13/103
D. 412,484		8/1999	Salmi	D13/103
D. 412,704		8/1999	Vuolteenaho et al.	D14/138

D. 415,149	*	10/1999	Vuolteenaho et al.	D14/138
D. 415,498	*	10/1999	Kolinen	D14/248
D. 417,428		12/1999	Kolinen et al.	D13/103
D. 419,992	*	2/2000	Kolinen	D14/138
D. 424,514	*	5/2000	Collins et al.	D13/103
D. 428,401	*	7/2000	Curtis	D14/138
D. 433,002	*	10/2000	Kolinen	D14/138
6,014,552	*	1/2000	Aiken et al.	455/90
6,060,193		5/2000	Remes et al.	429/96

* cited by examiner

Primary Examiner—Jeffrey Asch

(74) *Attorney, Agent, or Firm*—Stoel Rives LLP

(57) **CLAIM**

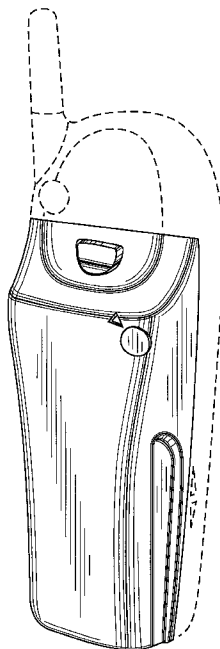
The ornamental design for an accessory module for a cellular telephone handset, as shown and described.

DESCRIPTION

FIG. 1 is a perspective view of an accessory module for a cellular telephone handset showing environmental association matter in broken lines for illustrative purposes only; FIG. 2 is a top plan view thereof; FIG. 3 is a front elevation view thereof; FIG. 4 is a bottom plan view thereof; FIG. 5 is a right side elevation view thereof; FIG. 6 is a left side elevation view thereof; and, FIG. 7 is a back elevation view thereof.

The broken lines in FIG. 1 are illustrative of the environmental structure only and form no part of the claimed design. The broken lines in FIGS. 2, 5, 6 and 7 showing the mounting details of an accessory module for a cellular telephone handset are illustrative of the environmental structure only and form no part of the claimed design.

1 Claim, 2 Drawing Sheets



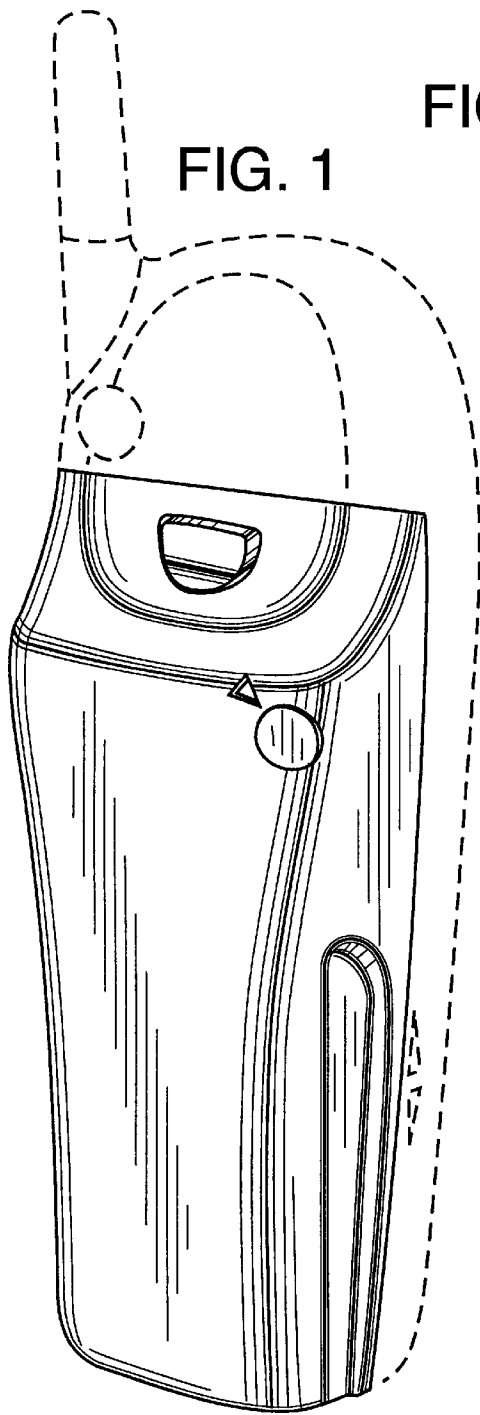


FIG. 2

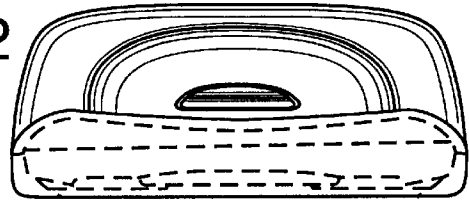


FIG. 3

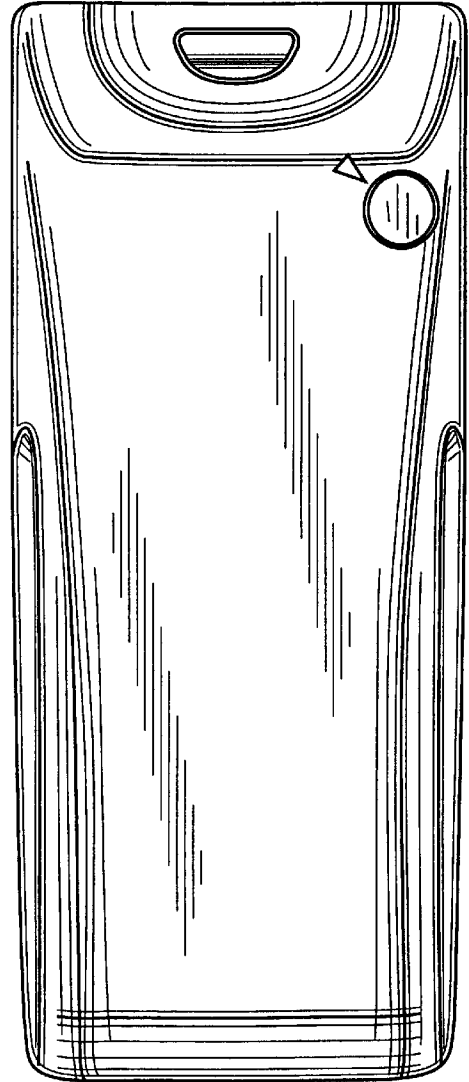


FIG. 4




FIG. 5




FIG. 6

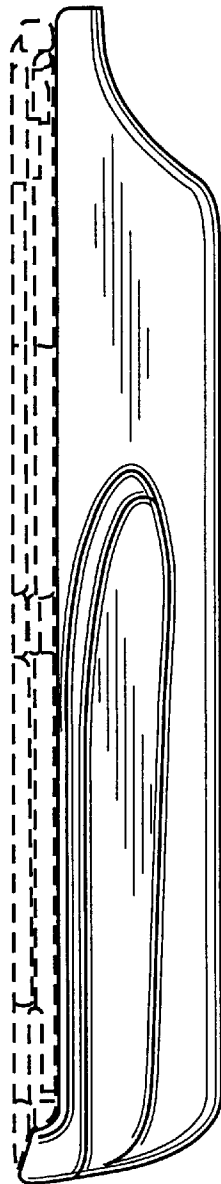


FIG. 7

