

(No Model.)

L. G. KREGEL.
SHOE.

No. 524,946.

Patented Aug. 21, 1894.

Fig. I.

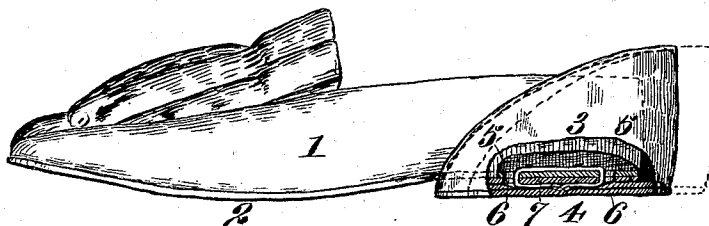


Fig. II.

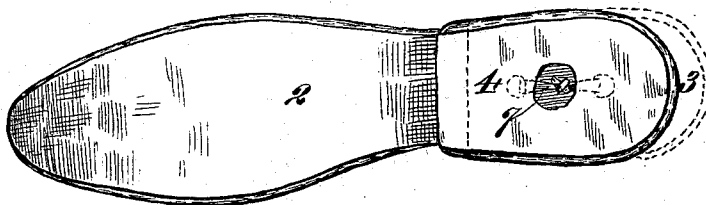


Fig. III.





Fig. IV.



Attest:
E. S. Knight
C. G. Edwards.

Inventor:
Louis G. Kregel
By Wright Bro
Attys

UNITED STATES PATENT OFFICE.

LOUIS G. KREGEL, OF ST. LOUIS, MISSOURI.

SHOE.

SPECIFICATION forming part of Letters Patent No. 524,946, dated August 21, 1894.

Application filed June 30, 1894. Serial No. 516,140. (No model.)

To all whom it may concern:

Be it known that I, LOUIS G. KREGEL, of the city of St. Louis, in the State of Missouri, have invented a certain new and useful Improvement in Shoes, of which the following is a full, clear, and exact description, reference being had to the accompanying drawings, forming part of this specification.

My invention relates to an adjustable shoe, intended more particularly for the dead, which shoe shall be neat in appearance, but inexpensive and simple in construction.

My invention consists in features of novelty hereinafter fully described and pointed out in the claims.

Figure I is a side view, with a portion of the heel and adjacent part of the upper broken away, and the sole shown in longitudinal section. Fig. II is a bottom view of the shoe, with a portion of the heel sole broken away to show the elastic tape. Fig. III is a top view of the heel end of the shoe. Fig. IV is a similar view to Fig. III in which the elastic tape is crossed.

Referring to the drawings, 1 represents the upper of the shoe, which may be of leather, cloth or any other suitable material, and is secured to a sole 2. The upper extends back into the heel on both sides, but is left open at the heel.

3 is the counter secured to the heel sole 4, and which surrounds the heel end of the sole 2, and laps over the sides of the upper to inclose the open end of the upper.

5 are perforations in the sole 2, and 6 are perforations in the heel sole 4. Through these openings an elastic tape 7 is passed, and its ends secured together by any suitable means,

thus joining the sole 2 and the heel sole together, and at the same time, as will be readily seen, allowing their relative position to be changed to vary the length of the shoe, to accommodate different sized feet, the elastic tape drawing the heel portion forward to snugly fit the foot.

In the form shown in Fig. IV, there are four openings 5, through which the elastic tape is passed, the tape being crossed from right to left and vice versa, instead of extending longitudinally of the shoe, as shown in the other figures.

By having the ends of the upper extend back into the counter no gap is seen between the parts when opened out to their fullest extent, see dotted lines, Fig. I.

I claim as my invention—

1. The combination in a shoe, of a sole, an upper open at its rear end, and an adjustable counter inclosing the open end of the upper: substantially as described.

2. The combination in a shoe, of an upper provided with a sole, and open at its rear end, a counter inclosing the open end of the upper, and an elastic connection between the sole of the upper and said counter: substantially as described.

3. The combination in a shoe, of an upper provided with a sole, and open at its rear end, a counter inclosing the open end of the upper and an elastic tape connecting the sole of the upper to said counter: substantially as described.

LOUIS G. KREGEL.

In presence of—

E. S. KNIGHT,
GEO. E. EBERSOLE.