June 19, 1923. 1,459,152

L. GRAHAM

SCOURING DEVICE

Filed May 13, 1922

Fig. 1.

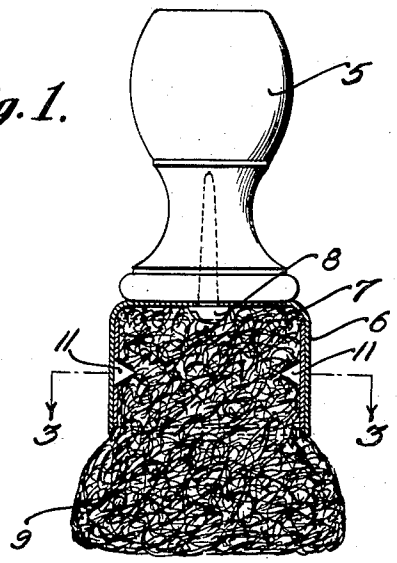


Fig. 2.

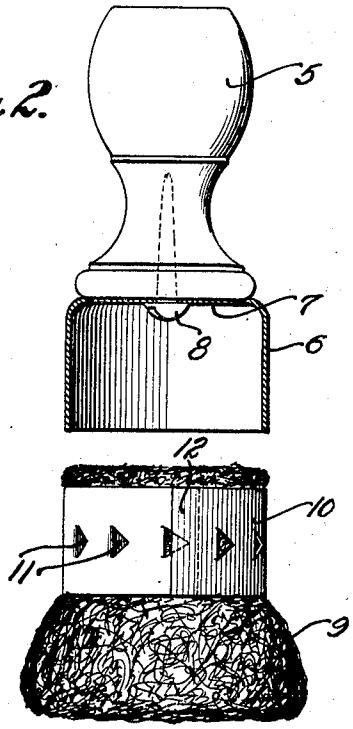


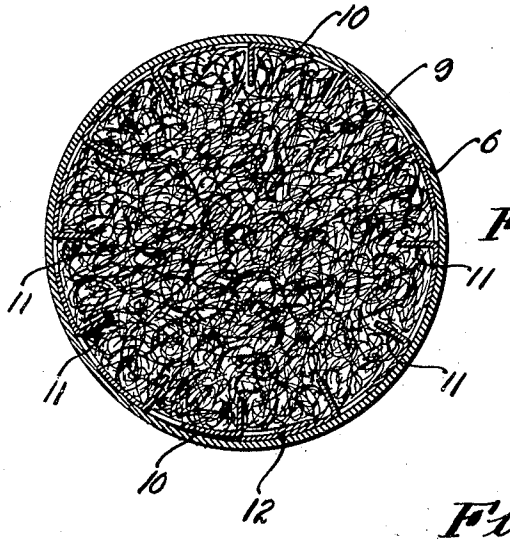


Fig. 3.

Fig. 4.

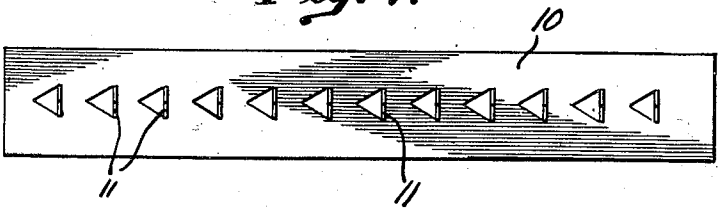


Witnesses

George A. Gruss

John E. Burch.

Inventor

Lillian Graham

By Joshua R. H. Potts

Her Attorney

Patented June 19, 1923. 1,459,152

# UNITED STATES PATENT OFFICE.

LILLIAN GRAHAM, OF PHILADELPHIA, PENNSYLVANIA.

## SCOURING DEVICE.

Application filed May 13, 1922. Serial No. 560,676.

*To all whom it may concern:*

Be it known that I, LILLIAN GRAHAM, a citizen of the United States, residing at Philadelphia, in the county of Philadelphia and State of Pennsylvania, have invented certain new and useful Improvements in Scouring Devices, of which the following is a specification.

My invention relates to scouring devices for use in cleaning various articles, such as household or cooking utensils, and the object of the invention is to provide simple and novel means whereby a scouring element of steel wool or the like may be used for scouring purposes without the necessity of handling the wool and causing injury to the hands.

In the accompanying drawings,—

Figure 1 is a sectional elevation of the improved scouring device, the parts being assembled,

Figure 2 is a similar view with the parts in disassembled relation,

Figure 3 is an enlarged sectional view taken on the line 3—3 of Figure 1, and

Figure 4 is a plan view of the securing means for the scouring element opened out.

Referring to the drawing, the scouring device is shown as comprising a handle 5 provided with a socket 6, the handle being preferably wood and having the open ended socket 6 secured thereto axially through the end wall 7 as indicated at 8.

The scouring and cleaning element or body is indicated at 9 and is preferably of metallic or steel wool with the fibers or threads thereof intertwined so as to produce a substantially cylindrical body.

In order to detachably secure this scouring element in the socket and permit renewal of the scouring element, co-operative means is provided to engage the body and to connect to the socket. This means consists of a spring metal strip 10 having a plurality of burrs or struck-up portions 11, adapted, when the strip is engaged or wrapped around the body, to project into or pierce the body and the fibers thereof so that the band is capable of contraction and expansion but will be held from longitudinal displacement with respect to the scouring body. The ends of the strip are slidably engaged in overlapping relation as indicated at 12 in Figure 3 of the drawing, so as to allow proper contraction and expansion thereof. In practice a suitable mass of the scouring element is enclosed in and compressed within the metal strip, the ends of which overlap each other.

Upon being forced into the socket and released, the band will expand in the manner of a split ring and will frictionally engage the inner surface of the socket so as to firmly retain the scouring element in position. The device may then be used for scouring various articles or utensils without grasping the material of which the scouring element is formed or injuring the hands, as would otherwise occur. Furthermore, owing to the shape of the device, access may be had to corners and crevices which otherwise would be difficult to clean or scour.

While I have described my invention as taking a particular form, it will be understood that the various parts of my invention may be changed without departing from the spirit thereof, and hence I do not limit myself to the precise construction set forth, but consider that I am at liberty to make such changes and alterations as fairly come within the scope of the appended claims.

Having thus described my invention, what I claim as new and desire to secure by Letters Patent is:—

1. A device of the character described including means providing a socket; a yieldable scouring element; and a resilient member disposed about said scouring element, the scouring element and resilient member being disposed in said socket when contracted, and expanding therein to frictionally secure said scouring element in position.

2. A device of the character described comprising a handle having a socket portion; a scouring body of fibrous material, and a resilient member encircling the body and having portions projecting into the same, the scouring body and resilient member being forced into the socket when contracted and expanding therein to frictionally and detachably secure the body in position with one end projecting out of the socket.

In testimony whereof I have signed my name to this specification in the presence of two subscribing witnesses.

LILLIAN GRAHAM.

Witnesses:

ELIZABETH GARBE,

CHAS. E. POTTS.