



US00D571237S

(12) **United States Design Patent**
Hersey et al.

(10) **Patent No.:** **US D571,237 S**
(45) **Date of Patent:** **** Jun. 17, 2008**

(54) **LASER LEVEL DETECTOR**
(75) Inventors: **William Hersey**, Corte Madera, CA (US); **Juanito Cabasal Nocos, III**, Newark, CA (US); **Scott Wesley Summit**, San Francisco, CA (US)

5,864,956 A 2/1999 Dong
5,992,029 A 11/1999 Dong
6,065,217 A 5/2000 Dong
6,292,303 B1 9/2001 Hamar
6,568,094 B2 5/2003 Wu

(Continued)

(73) Assignee: **PLS-Pacific Laser Systems, LLC**, San Rafael, CA (US)

(**) Term: **14 Years**

(21) Appl. No.: **29/275,317**

(22) Filed: **Dec. 20, 2006**

(51) **LOC (8) Cl.** **10-04**

(52) **U.S. Cl.** **D10/69**

(58) **Field of Classification Search** D10/69;
33/276, 277, 281, 285, 286, 290, 291-299,
33/DIG. 21; 340/573.1-573.4, 539, 825.36,
340/825.46, 825.49, 357.02; 356/5.15, 4.01,
356/5.01, 5.08, 4.05, 5.07, 5.09, 5.12, 28.5,
356/138, 139.3, 141.3, 142, 345, 375, 3,
356/5.06, 128-155, 399, 400; 385/83, 97,
385/98, 99, 134-139; 701/211-213; 702/150,
702/158, 208; 364/1.24-1.25

See application file for complete search history.

(56) **References Cited**

U.S. PATENT DOCUMENTS

3,771,876 A 11/1973 Ljubgdahl et al.
3,856,409 A 12/1974 Cindrich et al.
4,221,483 A 9/1980 Rando
4,781,457 A 11/1988 Hirano et al.
4,852,265 A 8/1989 Rando et al.
4,854,703 A 8/1989 Ammann
4,912,851 A 4/1990 Rando et al.
4,993,161 A 2/1991 Borkovitz
5,144,487 A 9/1992 Hersey
5,307,368 A 4/1994 Hamar
5,552,886 A 9/1996 Kitajima et al.
5,689,330 A 11/1997 Gerard et al.
5,782,003 A 7/1998 Bozzo

OTHER PUBLICATIONS

LaserMark® Gizmo II & III Laser Cross Levels. Datasheet (2 pages) [online] CST Corp. [retrieved on May 28, 2002]. Retrieved on the Internet: <URL:www.cstsurvey.com/catalog/pdf/LMGIZ23_0300.pdf>.

Compact Laser System with Beam Splitting Prism. Datasheet (2 pages) [online] Stabila [retrieved May 5, 2002]. Retrieved on the Internet: <URL:www.stabila.com/ProductDetails.asp?C=10&P=35>.

Laserjamb Q2. Datasheet (3 pages) [online] Laserjamb [retrieved May 29, 2002]. Retrieved on the Internet: <URL:www.laserjamb.com/q2.html>.

Laser Genius™ 3210. Datasheet (2 pages) [online] Quarton Inc., 2000 [retrieved May 29, 2005]. Retrieved on the Internet: <URL:www.quarton.com.tw/3210.htm>.

Primary Examiner—Antoine D. Davis
(74) *Attorney, Agent, or Firm*—Fish & Richardson P.C.

(57) **CLAIM**

The ornamental design for a laser level detector, as shown and described.

DESCRIPTION

FIG. 1 is a perspective view of an embodiment of a laser level detector according to the invention.

FIG. 2 is a front elevational view of the embodiment.

FIG. 3 is a rear elevational view of the embodiment.

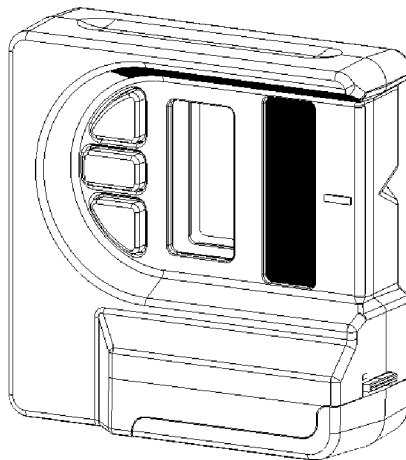
FIG. 4 is a left elevational view of the embodiment.

FIG. 5 is a right elevational view of the embodiment.

FIG. 6 is a top elevational view of the embodiment; and,

FIG. 7 is a bottom elevational view of the embodiment.

1 Claim, 6 Drawing Sheets



US D571,237 S

Page 2

U.S. PATENT DOCUMENTS					
			7,178,250 B2	2/2007	Nash et al.
6,763,595 B1	7/2004	Hersey	D538,688 S *	3/2007	Snider D10/69
6,763,596 B1	7/2004	Puri et al.	D538,691 S *	3/2007	Munroe et al. D10/69
6,938,350 B1	9/2005	Hersey	7,204,027 B2 *	4/2007	Tacklind 33/286
7,134,211 B2 *	11/2006	Bascom et al.	2003/0101605 A1	6/2003	Tacklind et al.
D537,373 S *	2/2007	Lin D10/69			

* cited by examiner

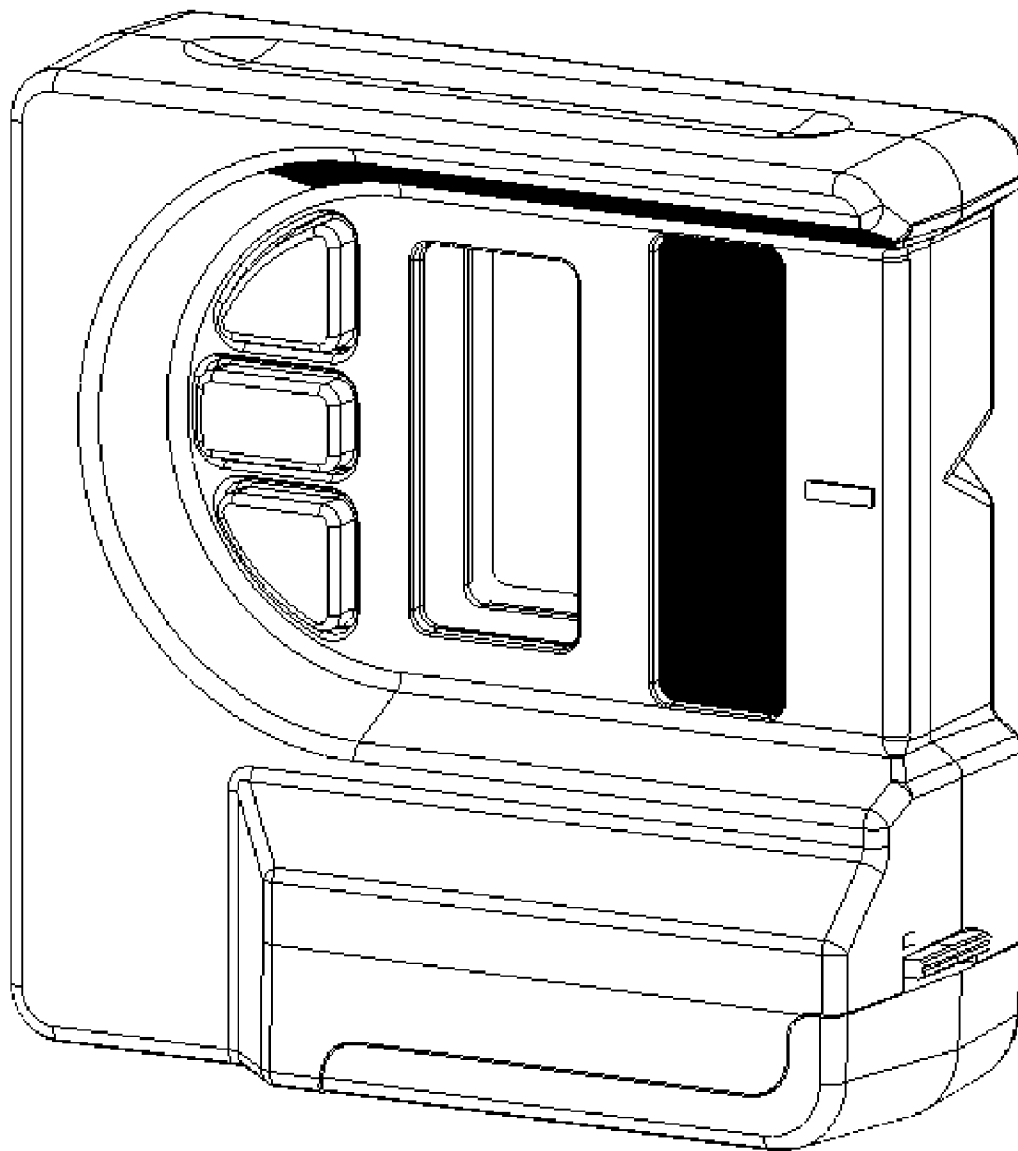


FIG. 1

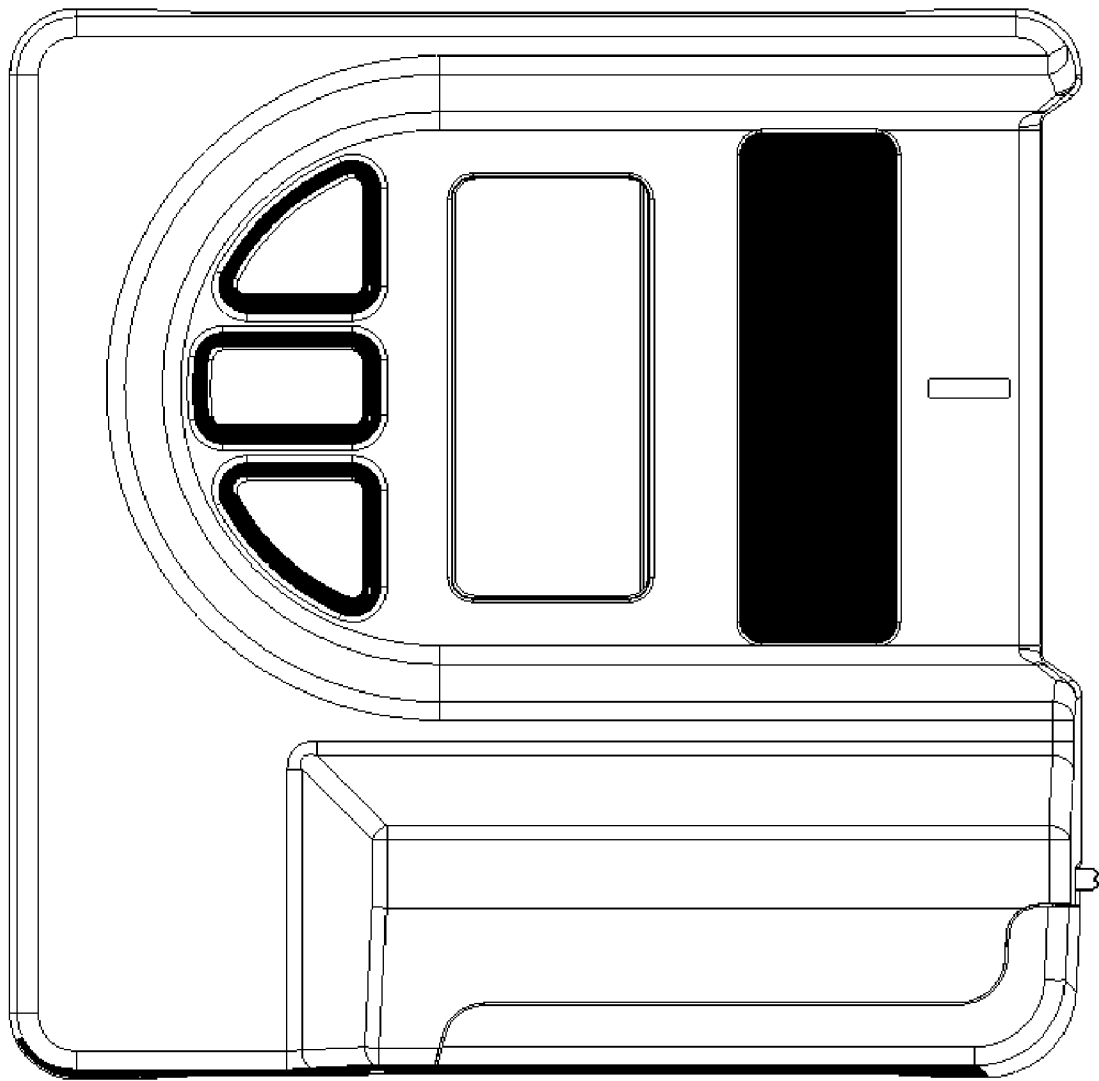


FIG. 2

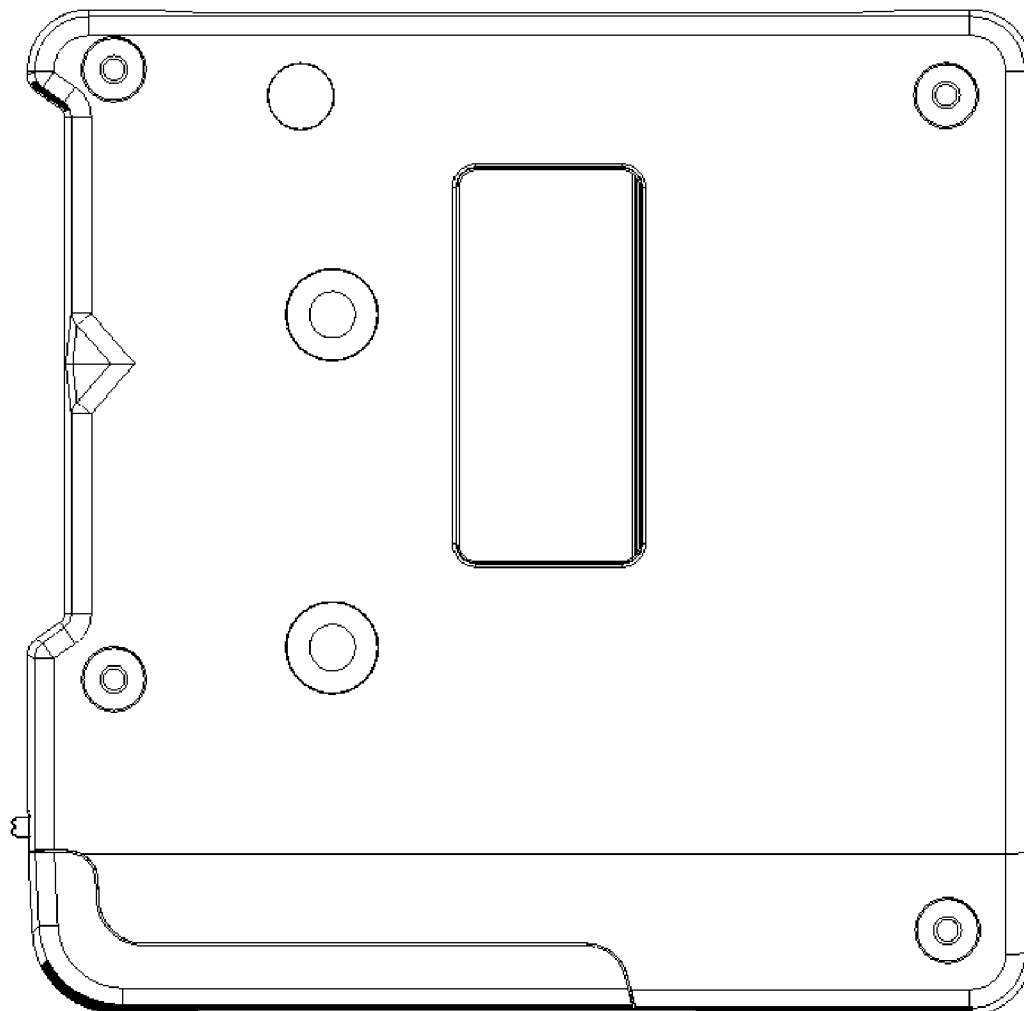


FIG. 3




FIG. 4

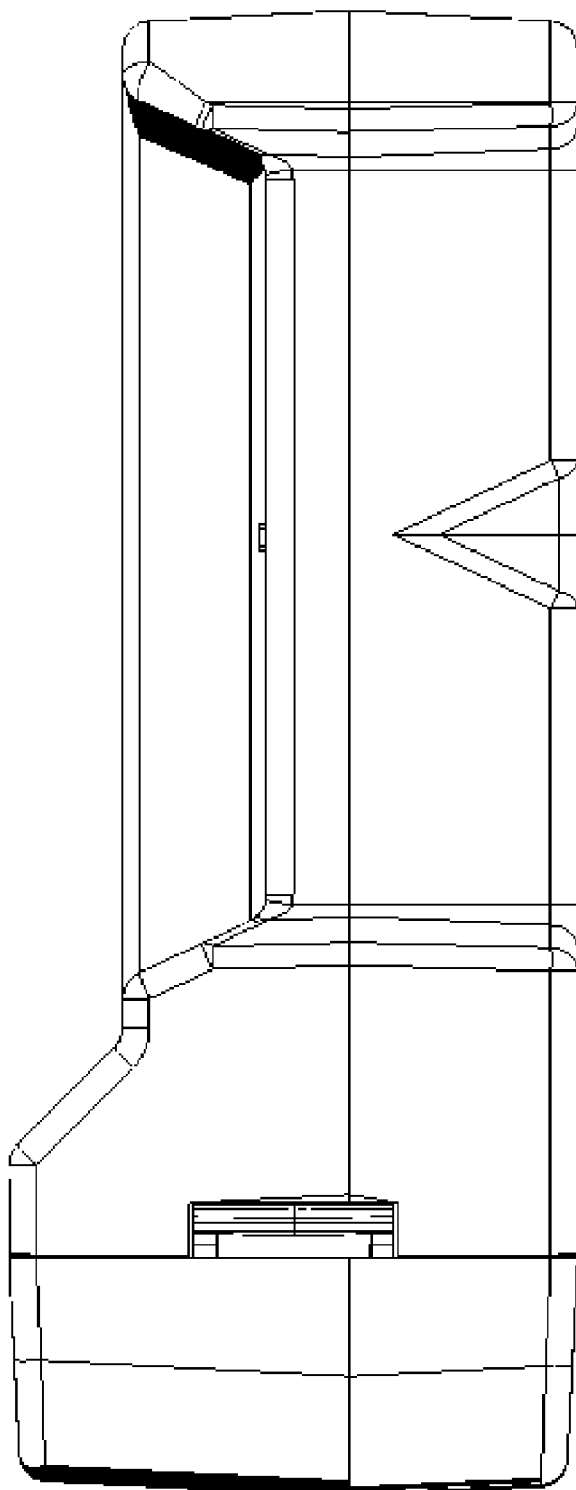


FIG. 5

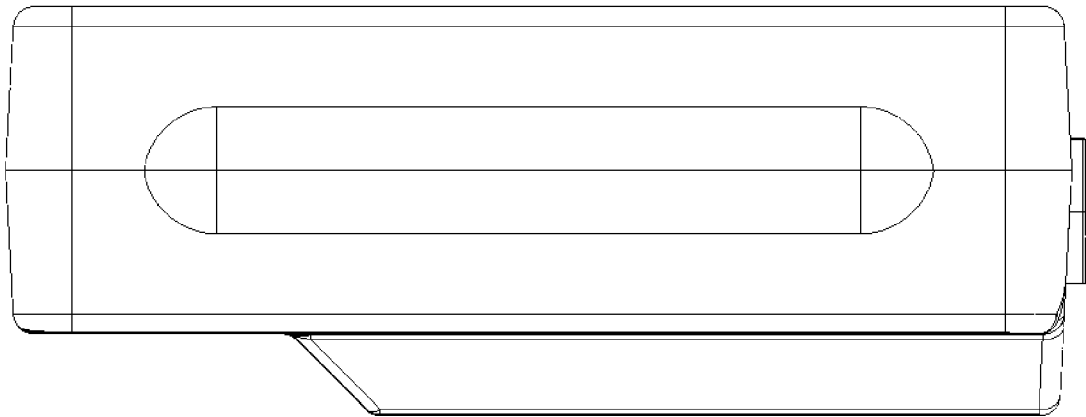


FIG. 6

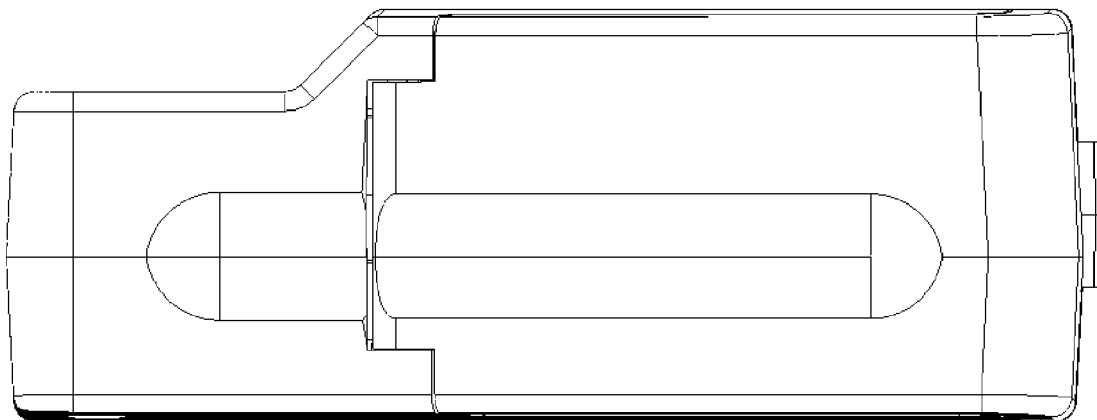


FIG. 7