



US00D720420S

(12) **United States Design Patent**  
**Chvala**

(10) **Patent No.:** **US D720,420 S**

(45) **Date of Patent:** **\*\* Dec. 30, 2014**

(54) **FLUTED MAG EXTENSION**  
(71) Applicant: **Advanced Technology International USA, LLC**, Milwaukee, WI (US)  
(72) Inventor: **John R. Chvala**, Grafton, WI (US)  
(73) Assignee: **ATI IP, LLC**, Cedarburg, WI (US)  
(\*\*) Term: **14 Years**

3,181,262 A	5/1965	Bridge	
3,445,951 A *	5/1969	Dahl et al.	42/86
3,561,524 A *	2/1971	Satterthwaite et al.	165/76
4,509,284 A *	4/1985	Naber	42/87
7,703,725 B2 *	4/2010	May	248/163.1
D651,274 S *	12/2011	Moretti	D22/103
8,448,371 B1 *	5/2013	Wilhelm	42/97
8,615,915 B2 *	12/2013	Hunter et al.	42/72
8,756,846 B1 *	6/2014	Lemoine	42/69.01
2003/0029071 A1	2/2003	Toivanen	
2009/0113780 A1 *	5/2009	Irwin et al.	42/112
2010/0071242 A1 *	3/2010	Lesenfans	42/49.02

(21) Appl. No.: **29/461,410**  
(22) Filed: **Jul. 23, 2013**  
(51) **LOC (10) Cl.** ..... **22-01**  
(52) **U.S. Cl.**  
USPC ..... **D22/108**  
(58) **Field of Classification Search**  
CPC ..... F41A 9/61; F41A 9/62; F41A 9/63;  
F41A 9/64; F41A 9/65; F41A 9/68; F41A  
9/69; F41A 9/73; F41A 9/74; F41A 9/75;  
F41A 9/79; F41A 9/86  
USPC ..... D22/100-116; D21/572-573;  
124/66-67, 74; 42/51, 71.01, 75.01,  
42/75.02, 90, 94; 362/110; 89/40.06,  
89/37.04, 33.04, 191.01  
See application file for complete search history.

\* cited by examiner

*Primary Examiner* — Michael A Pratt

(74) *Attorney, Agent, or Firm* — Andrus Intellectual Property Law, LLP

(57) **CLAIM**

The ornamental design for a fluted mag extension, as shown and described.


**DESCRIPTION**

FIG. 1 is a bottom isometric view of a fluted mag extension incorporating my new design;  
FIG. 2 is a magnified bottom isometric view of the fluted mag extension;  
FIG. 3 is a right side elevation view thereof;  
FIG. 4 is a left side elevation view thereof;  
FIG. 5 is a front elevation view thereof;  
FIG. 6 is a bottom plan view thereof; and,  
FIG. 7 is a top plan view thereof.

The broken lines shown in the drawing Figures are meant to illustrate environment and form no part of the claimed design.

**1 Claim, 4 Drawing Sheets**

(56) **References Cited**  
U.S. PATENT DOCUMENTS  
2,026,252 A \* 12/1935 Russell et al. .... 42/49.01  
D108,985 S \* 3/1938 Pugsley ..... D22/103  
D117,638 S \* 11/1939 Pugsley ..... D22/103  
3,163,953 A 1/1965 Bridge



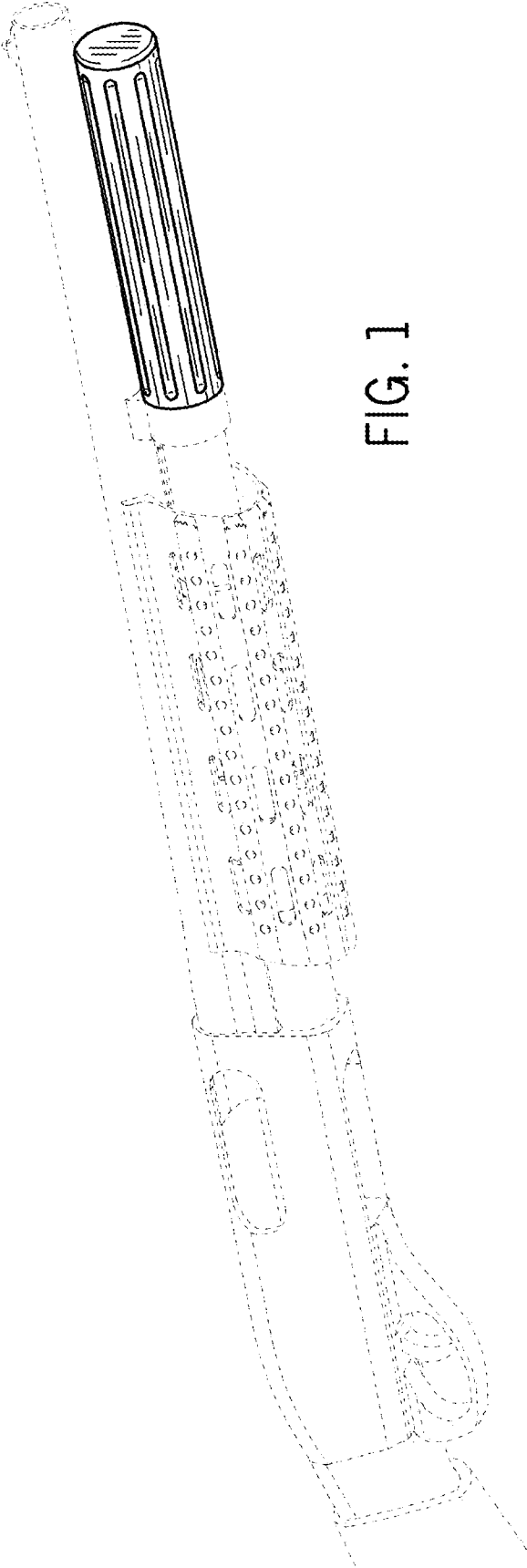


FIG. 1

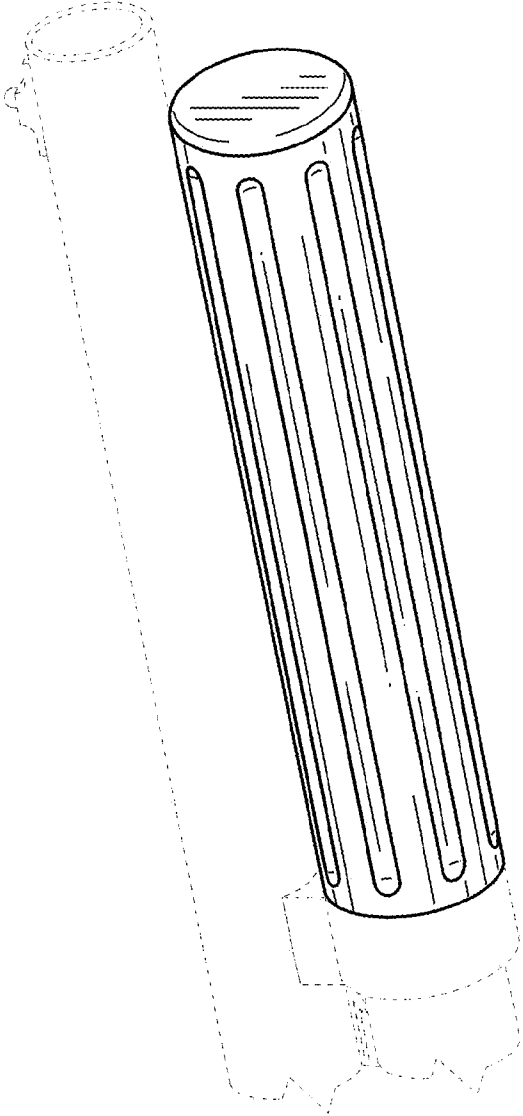


FIG. 2

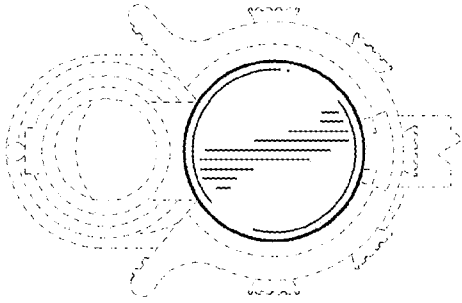


FIG. 5




FIG. 3

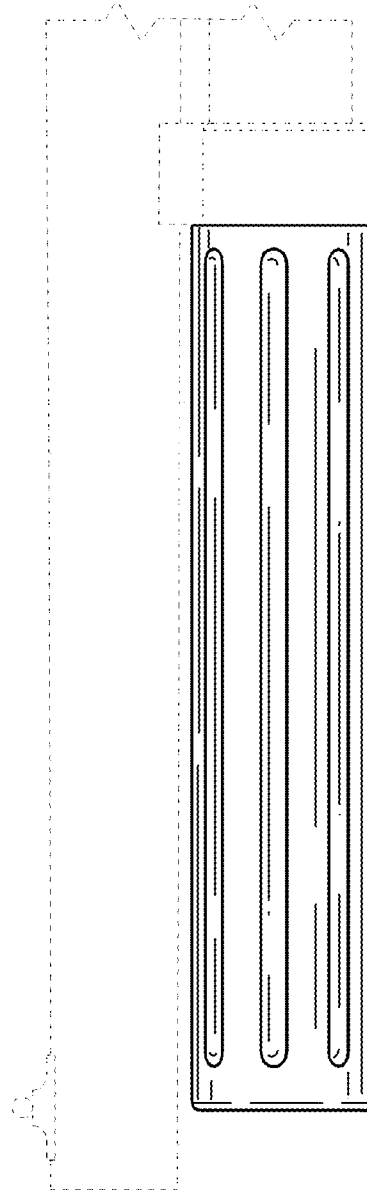


FIG. 4




FIG. 6




FIG. 7