



HU000025242T2

(19) **HU**(11) Lajstromszám: **E 025 242**(13) **T2****MAGYARORSZÁG**  
Szellemi Tulajdon Nemzeti Hivatala**EURÓPAI SZABADALOM**  
**SZÖVEGÉNEK FORDÍTÁSA**(21) Magyar ügyszám: **E 11 802554**  
(22) A bejelentés napja: **2011. 09. 28.**(51) Int. Cl.: **H04W 74/08** (2006.01)(96) Az európai bejelentés bejelentési száma:  
**EP 20110802554**(86) A nemzetközi (PCT) bejelentési szám:  
**PCT/SE 11/051159**(97) Az európai bejelentés közzétételi adatai:  
**EP 2622929 A1** **2012. 04. 05.**(87) A nemzetközi közzétételi szám:  
**WO 12044241**(97) Az európai szabadalom megadásának meghirdetési adatai:  
**EP 2622929 B1** **2015. 01. 07.**

(30) Elsőbbségi adatok: <b>388914 P</b> <b>2010. 10. 01.</b> <b>US</b>	(73) Jogosult(ak): <b>Telefonaktiebolaget L M Ericsson (publ), 164 83 Stockholm (SE)</b>
(72) Feltalálók(k): <b>PRADAS, Jose Luis, SE-116 22 Stockholm (SE)</b> <b>PEISA, Janne, FI-02130 Espoo (FI)</b> <b>SUNELL, Kai-Erik, SE-168 73 Bromma (SE)</b> <b>MANZANO, Francisco, SE-113 41 Stockholm (SE)</b> <b>ALSENMYR, Gertie, SE-18653 Vallentuna (SE)</b>	(74) Képviselő: <b>Mester Tamás, SWORKS Nemzetközi Szabadalmi Ügyvivői Iroda Kft., Budapest</b>

(54) **Mobil végkészülék, bázisállomás és eljárások erre**

Az európai szabadalom ellen, megadásának az Európai Szabadalmi Közlönyben való meghirdetésétől számított kilenc hónapon belül, felszólalást lehet benyújtani az Európai Szabadalmi Hivatalnál. (Európai Szabadalmi Egyezmény 99. cikk(1))

A fordítást a szabadalmas az 1995. évi XXXIII. törvény 84/H. §-a szerint nyújtotta be. A fordítás tartalmi helyességét a Szellemi Tulajdon Nemzeti Hivatala nem vizsgálta.



(11) **EP 2 622 929 B1**

(12) **EUROPEAN PATENT SPECIFICATION**

(45) Date of publication and mention of the grant of the patent:  
**07.01.2015 Bulletin 2015/02**

(21) Application number: **11802554.3**

(22) Date of filing: **28.09.2011**

(51) Int Cl.:  
**H04W 74/08 (2009.01)**

(86) International application number:  
**PCT/SE2011/051159**

(87) International publication number:  
**WO 2012/044241 (05.04.2012 Gazette 2012/14)**

(54) **MOBILE TERMINAL, BASE STATION AND METHODS THEREIN**

MOBILES ENDGERÄT, BASISSTATION UND VERFAHREN DAFÜR

TERMINAL MOBILE, STATION DE BASE ET PROCÉDÉS Y AFFÉRENTS

(84) Designated Contracting States:  
**AL AT BE BG CH CY CZ DE DK EE ES FI FR GB GR HR HU IE IS IT LI LT LU LV MC MK MT NL NO PL PT RO RS SE SI SK SM TR**

(30) Priority: **01.10.2010 US 388914 P**

(43) Date of publication of application:  
**07.08.2013 Bulletin 2013/32**

(73) Proprietor: **Telefonaktiebolaget L M Ericsson (publ)**  
**164 83 Stockholm (SE)**

(72) Inventors:  
• **PRADAS, Jose Luis**  
**SE-116 22 Stockholm (SE)**  
• **PEISA, Janne**  
**FI-02130 Espoo (FI)**  
• **SUNELL, Kai-Erik**  
**SE-168 73 Bromma (SE)**  
• **MANZANO, Francisco**  
**SE-113 41 Stockholm (SE)**

• **ALSENMYR, Gertie**  
**SE-18653 Vallentuna (SE)**

(74) Representative: **Kühn, Friedrich Heinrich**  
**Ericsson AB**  
**Patent Unit Kista RAN 1**  
**164 80 Stockholm (SE)**

(56) References cited:  
**EP-A1- 2 086 263 WO-A1-2007/052971**  
**WO-A2-2009/057032**

• **3GGP: "3rd Generation Partnership Project; Technical Specification Group Radio Access Network; Radio Resource Control (RRC); Protocol specification (Release 10), selected pages", , 1 June 2010 (2010-06-01), XP002668019, 650 Route des Lucioles - Sophia Antipolis Valbonne - FRANCE Retrieved from the Internet: URL: [http://www.3gpp.org/ftp/Specs/html-inf\\_o/25331.htm](http://www.3gpp.org/ftp/Specs/html-inf_o/25331.htm) [retrieved on 2012-01-26]**

**EP 2 622 929 B1**

Note: Within nine months of the publication of the mention of the grant of the European patent in the European Patent Bulletin, any person may give notice to the European Patent Office of opposition to that patent, in accordance with the Implementing Regulations. Notice of opposition shall not be deemed to have been filed until the opposition fee has been paid. (Art. 99(1) European Patent Convention).

**Description**

## TECHNICAL FIELD

5 **[0001]** Embodiments herein relate to a mobile terminal, a base station and methods therein. In particular, embodiments herein relate to request access to a wireless communication system.

## BACKGROUND

10 **[0002]** In today's wireless communication systems a number of different technologies are used, such as Long Term Evolution (LTE), LTE-Advanced, Wideband Code Division Multiple Access (WCDMA), Global System for Mobile communications/Enhanced Data rate for GSM Evolution (GSM/EDGE), Worldwide Interoperability for Microwave Access (WiMax), or Ultra Mobile Broadband (UMB), just to mention a few possible implementations. A wireless communication system comprises base stations providing radio coverage over at least one respective geographical area forming a cell. 15 The cell definition may also incorporate frequency bands used for transmissions, which means that two different cells may cover the same geographical area but using different frequency bands. Mobile terminals are served in the cells by the respective base station and are communicating with respective base station. The mobile terminals transmit data over an air or radio interface to the base stations in uplink (UL) transmissions and the base stations transmit data over an air or radio interface to the mobile terminals in downlink (DL) transmissions.

20 **[0003]** Release 6 of the third generation partnership project (3GPP) standards introduced Enhanced Uplink (E-UL), also known as High Speed Uplink Packet Access (HSUPA). Compared to previous releases E-UL improved performance of uplink communications - those from a mobile terminal, i.e., User Equipment, UE, to a base station - using higher data rates, reduced latency, and improved system capacity. These enhancements were implemented through a new transport channel called the Enhanced Dedicated Channel (E-DCH). In Release 6, and continuing into Release 7, however, a mobile terminal may only use the E-DCH in limited circumstances.

25 **[0004]** Specifically, at the Radio Resource Control (RRC) level, a mobile terminal may be in two basic operation modes, called IDLE mode and CONNECTED mode. In IDLE mode, the mobile terminal requests an RRC connection before sending any uplink data or responding to a page. In CONNECTED mode, by contrast the mobile terminal has an RRC connection, and may be in one of several service states: Universal Mobile Telecommunications System (UMTS) Radio Access Paging Channel (URA\_PCH) state, a Cell Paging Channel (CELL\_PCH) state, a Cell Forward Access Channel (CELL\_FACH) state, and Cell Dedicated Channel (CELL\_DCH) state. The URA\_PCH and CELL\_PCH states are paging states in which the mobile terminal sleeps and only occasionally wakes up to check for a page. To send uplink data, the mobile terminal moves to the CELL\_FACH or CELL\_DCH state. When moved to the CELL\_FACH state in Releases 6 and 7, the mobile terminal may send a relatively small amount of uplink data over a contention-based transport channel called the Random Access Channel (RACH), but not over the E-DCH; to send data over the E-DCH, the mobile terminal had to be moved to the CELL\_DCH state, which introduces a delay.

30 **[0005]** To reduce the delay caused by the state transition, Release 8 of the 3GPP standards allocates a portion of E-DCH resources as common resources, also called common E-DCH resources, that may be used on a contention-basis by mobile terminals in the CELL\_FACH state. Accordingly, mobile terminals in the CELL\_FACH state with a relatively large amount of uplink data may send that data over the E-DCH using the common E-DCH resources rather than having to make multiple accesses over the RACH or switch to the CELL\_DCH state.

35 **[0006]** This however comes at a cost of increased downlink control signaling. Indeed, the base station now broadcasts system information to mobile terminals that informs them about which access request preambles may be used for requesting E-DCH access, and which E-DCH resources are available as common E-DCH resources. Among other disadvantages, this increased DL control signaling may delay the base station's signaling of more crucial system information.

40 **[0007]** For example, a base station often broadcasts system information in a series of so-called System Information Blocks (SIBs). Different types of system information are broadcasted in different types of SIBs, one after another in a time division manner. This process is repeated to continually provide system information to mobile terminals on an as-needed basis. Accordingly, any given large SIB delays broadcast of the entire series of SIBs, which in turn increases the time between which any given SIB is repeated, i.e., the SIB's repetition factor. If the SIB's repetition factor is excessively large for an SIB with crucial system information, there may be long periods of time in which a mobile terminal cannot be paged, send uplink data, perform a cell update, or perform a fallback to a circuit-switched network, also called CS fallback. This type of delays may be caused by the increased DL control signaling associated with Release 8 of the 3GPP standards resulting in a reduced performance of the wireless communication system.

45 **[0008]** WO2007052971 shows a prior art system that transmits resource information of a contention based channel to a UE.

**[0009]** WO2009057032-shows a method of communicating between a primary station and a secondary station com-

prising a step of signaling two random access channels of different types based on a difference of resources for the two random access channels.

SUMMARY

5

**[0010]** An object of embodiments herein is to enhance the performance of the wireless communication system.

10

**[0011]** According to an aspect of embodiments herein the object is achieved by a method in a mobile terminal for requesting access to a wireless communication system. The mobile terminal receives broadcasted system information that indicates a first available resource of a contention based channel. The mobile terminal derives a second available resource of the contention based channel based on the first available resource of the contention based channel. The mobile terminal further transmits an access request preamble mapped to the second available resource to access the wireless communication system.

15

**[0012]** According to another aspect of embodiments herein the object is achieved by a method in a base station for managing access to a wireless communications network. The base station encodes system information indicating the second available resource of the contention based channel relative to the first available resource of the contention based channel. The base station broadcasts the encoded system information.

20

**[0013]** According to yet another aspect of embodiments herein the object is achieved by a mobile terminal for requesting access to a wireless communication system. The mobile terminal comprises a receiver circuit configured to receive broadcasted system information that indicates a first available resource of a contention based channel. The mobile terminal further comprises a processing circuit configured to derive a second available resource of the contention based channel based on the first available resource of the contention based channel, and to transmit an access request preamble mapped to the second available resource.

25

**[0014]** According to still another aspect of embodiments herein the object is achieved by a base station for managing access to a wireless communications network. The base station comprises a processing circuit configured to encode system information indicating a second available resource of a contention based channel relative to a first available resource of the contention based channel. Furthermore, the base station comprises a transmitter circuit configured to broadcast the system information.

30

**[0015]** By indicating available resources of the contention based channel relative to other available resources of that channel, the amount of data signalled in the system information is reduced. Thus, the delay for transmitting system information is reduced and the performance of the wireless communication system is improved.

BRIEF DESCRIPTION OF THE DRAWINGS

35

**[0016]** Embodiments will now be described in more detail in relation to the enclosed drawings, in which:

40

- Fig. 1 is a schematic block diagram depicting a wireless communication system,
- Fig. 2 is a combined flowchart and signalling scheme depicting embodiments herein,
- Fig. 3 is a schematic flowchart depicting embodiments of a method in a base station,
- Fig. 4 is a block diagram depicting embodiments of a base station,
- Fig. 5 is a schematic flowchart depicting embodiments of a method in a mobile terminal, and
- Fig. 6 is a block diagram depicting embodiments of a mobile terminal.

DETAILED DESCRIPTION

45

**[0017]** Fig. 1 is a schematic overview depicting a wireless communication system, also referred to as a radio communications network. In today's wireless communication systems a number of different technologies are used, such as LTE, LTE-Advanced, WCDMA, GSM/EDGE, WiMax, or UMB, just to mention a few possible implementations. The wireless communication system, which includes a **base station 12** and one or more **other entities 14**. The base station 12 provides an **uplink communications channel 16** for receiving uplink data from individual **mobile terminals 10, 10-1, 10-2...10-N** in a **group 20** of N mobile terminals, also conveniently referred to as "users" or "user equipments". The base station 12 further provides a **downlink communications channel 22** for sending transmissions to mobile terminals 10 - 10-N in the group 20, including control signaling.

50

**[0018]** It should be understood by the skilled in the art that "mobile terminal" is a nonlimiting term which means any user equipment, wireless terminal, device or node e.g. Personal Digital Assistant (PDA), laptop, mobile, sensor, relay, mobile tablets or even a small base station communicating within a cell served by the base station 12.

55

**[0019]** The base station 12 may also be referred to as e.g. a NodeB, an evolved Node B (eNB, eNode B), a radio base station, a base transceiver station, Access Point Base Station, base station router, a base station controller, a radio network controller, or any other network unit capable to communicate with the mobile terminals 10 - 10-N within the cell

served by the base station 12 depending e.g. of the radio access technology and terminology used.

**[0020]** The base station 12 may support two different Contention-Based (CB) channels of the uplink communications channel 16, one legacy CB channel, e.g., offering low data rates such as a RACH, and one non-legacy CB channel, e.g., offering high data rates such as a E-DCH. Some mobile terminals 10-1 - 10-N, referred to as legacy mobile terminals, only support the legacy CB channel, while others support both CB channels. If the mobile terminal 10 supports both channels, the mobile terminal 10 may preferentially select the non-legacy CB channel for sending uplink data. In order to manage access to both CB channels, the base station 12 broadcasts system information for both CB channels on a control channel of the downlink communications channel 22. Contention based channel means herein a channel that many mobile terminals may use without precoordination. Thus, for a contention based channel the base station 12 broadcasts access request preambles that the mobile terminal 10 randomly selects. In a non-contention based channel the base station 12 first maps an access request preamble to the mobile terminal 10 and then transmits the mapped access request preamble to the mobile terminal 10 for the mobile terminal 10 to use. The base station 12 broadcasts system information that indicates which resources of the CB channels that are available. As a point of advantage, the base station 12 intelligently broadcasts system information for the CB channels, in order to limit the amount of downlink control signaling. According to embodiments herein, instead of broadcasting system information to mobile terminals 10-10-N that independently indicates available resources, the base station 12 encodes system information that indicates available resources of a CB channel relative to other available resources of that channel, e.g., relative to a position in which other available resources are indicated in the system information. In some embodiments, for example, the available resources are indicated in an ordered list, and the base station 12 indicates available resources as a function of their position in the list relative to other resources. The base station 12 broadcast this system information to the mobile terminals 10 - 10-N.

**[0021]** Correspondingly, the mobile terminal 10 is configured to receive system information that indicates a first available resource of a CB channel. The mobile terminal 10 is configured to then derive information for a second available resource of the CB channel based on or as a function of the first available resource. This may entail, for instance, deriving information for the second available resource according to a predetermined rule that defines the second resource as a function of the first available resource, e.g., as a function of the first available resource's position within an ordered list describing the resources. In various embodiments, the second available resource of the CB channel is mapped to an access request preamble randomly selected by the mobile terminal. In such embodiments, the mobile terminal 10 is configured to derive information for the second available resource responsive to receiving a positive acknowledgement corresponding to the selected preamble, and to then transmit uplink data on the CB channel using the second available resource. Embodiments described herein may advantageously reduce the signaling required in System Information Blocks (SIB), especially a System Information Block type 5 (SIB5) as the preambles information is signaled therein, to broadcast the total amount of common E-DCH resources around 70% compared with the current signaling.

**[0022]** Fig. 2 is a schematic combined flowchart and signaling scheme depicting some embodiments herein.

**[0023]** **Step 201.** The base station 12 encodes the system information to be broadcasted to mobile terminals within an area covered by the base station 12. The system information indicates available resources of the contention based channel, e.g. the second contention based channel. The contention based channel may be represented by a Random Access Channel (RACH) or an Enhanced Dedicated Channel (E-DCH). The encoded system information indicates available resources of the contention based uplink channel relative to other available resources of that contention based channel.

**[0024]** **Step 202.** The base station 12 broadcasts the system information to one or more mobile terminals 10 - 10-N.

**[0025]** The base station 12 may further broadcast over the control channel system information that indicates which first access request preambles and second access request preambles may be used for requesting access using respective ones of the CB channels. Each access request preamble may be mapped to a particular resource of a CB channel. In this regard, the CB channels share the access request preamble "space."

**[0026]** As a point of advantage, the base station 12 may intelligently broadcast system information for the CB channels, in order to limit the amount of downlink control signaling. Instead of broadcasting system information to mobile terminals 10 - 10-N that independently indicates access request preambles for respective ones of the CB channels, the base station 12 may broadcast system information indirectly indicating the access request preambles for one channel, e.g., the non-legacy CB channel, based on, e.g. as a function of the access request preambles for the other channel, e.g., the legacy CB channel. Indirectly herein means that the second access request preambles are derivable from the first access request preambles, e.g. as a function of the indicated first access request preambles. Correspondingly, the mobile terminal 10 may receive system information directly indicating the access request preambles for one channel, e.g., the legacy CB channel, and may derive the access request preambles for the other channel, e.g., the non-legacy CB channel, as a function of the directly indicated access request preambles. The mobile terminal 10 may then randomly select one of the derived access request preambles and transmits the selected access request preamble to the base station 12, in order to request access to the associated CB channel, that is, the non-legacy channel or the legacy channel.

**[0027]** **Step 203.** The mobile terminal 10 that has received the broadcasted system information indicating a first

available resource, derives a second available resource from the system information as well as access request preambles of the CB channels. This may be the case when the first available resource generated a not acknowledged access request.

**[0028] Step 204.** At some point after receiving this system information, the mobile terminal 10 requests access to a supported, or preferred, one of the CB channels, the first or the second contention based channel, e.g. by randomly selecting one of the first or second access request preambles associated with that channel, and by transmitting the selected preamble to the base station 12 with the second available resource.

**[0029] Step 205.** The base station 12 that has received the transmitted access request preamble, performs contention management for the associated CB channel.

**[0030] Step 206.** The base station 12 transmits or signals on the downlink communications channel 22 whether or not the base station 12 acknowledges or denies the mobile terminal's request for access to that channel using the second available resource.

**[0031] Step 207.** If the mobile terminal 10 receives a positive acknowledgement, the mobile terminal 10 proceeds by sending uplink data on whichever available resource, e.g. the second resource as exemplified, of the associated CB channel that is mapped to the selected and acknowledged access request preamble.

**[0032]** Embodiments described herein advantageously reduce the signaling required in SIB5 to broadcast the total amount of common E-DCH resources around 70% compared with the current signaling. In particular, after Rel-8, SIB5 may be substantially enlarged due to the common E-DCH configurations. A total of 32 common E-DCH resources may be configured in a cell. If all these resources are included in SIB5, the size of SIB5 would be increased by 8 segments, where a segment consists of a header and a data field, e.g. the data field carries the encoded system information elements. This would mean that SIB5 may take more than 12 segments, and would in turn mean that the Master Information Block up to 16 segments, SIB11 up to 16 segments, and SIB5 would take more than 50% of the 64 segments available in a 1.280 second scheduling window frame. As a consequence, SIB5 will not be able to be broadcasted in less than 640 ms, meaning that the repetition factor may need to be augmented. However, according to embodiments above, the number of segments to broadcast SIB5 may be reduced to less than 3 segments. This means that the repetition factor of the SIB5 may be reduced. Hence, the delay to transmit the URA/CELL updates Radio Bearer (RB) reconfiguration when it applies, or the delay introduced in the CS fallback mechanism will be minimized. In more detail, SIBs are read by the mobile terminal 10 in different stages. For example, when the mobile terminal 10 is switched on, or when the mobile terminal 10 moves from CELL\_DCH state to CELL\_FACH state, the mobile terminal 10 needs to acquire the SIBs again. Similarly, when the mobile terminal 10 moves to another cell, the new SIBs have to be read.

**[0033]** Cell update will be the most impacted procedure. Cell update is done when moving from CELL\_DCH state to CELL\_FACH state if the IDs are not included or the mobile terminal 10 selects a different cell than the one indicated in the RB reconfiguration. Cell Update is also performed when the mobile terminal 10 changes the cell. For E-DCH in mobile terminals in CELL\_FACH state and CELL\_DCH state, the Cell Update is also required after a Radio Link (RL) failure. There are other cases in which a cell update is required.

**[0034]** Furthermore, in Release 10 of the 3GPP standards also known as 4<sup>th</sup> Generation, CS fallback from LTE was introduced. This feature may require the mobile terminal 10 to read the SIBs before starting the procedure.

**[0035]** Those skilled in the art will appreciate that while the above examples have been described in the context of 3GPP standards, these teachings are applicable to a wide range of system types, communication channelization schemes, etc.

**[0036] Fig. 3** is a schematic flowchart depicting a method in the base station 12 for managing access to a wireless communications network according to embodiments herein.

**[0037] Step 301.** The base station 12 encodes system information indicating the second available resource of the contention based channel relative to the first available resource of the contention based channel. The contention based channel may in some embodiments correspond to a random access channel, RACH, or a common Enhanced Dedicated Channel, E-DCH. The system information may be comprised in a System Information Block type 5, SIB5. Additionally, the second available resource may be indicated in an ordered list of resources as a function of a position of the first available resource in the ordered list. The ordered list is in some embodiments defining common Enhanced-Dedicated Channel, E-DCH, resources. Each E-DCH Resource is defined by an Soffset information element, a Fractional Dedicated Physical Control Channel, F-DPCH, code number information element, and an E-DCH Hybrid Automatic Repeat Request Acknowledgement Indicator Channel, E-HICH, info for common E-DCH information element. The position of the second available resource in the ordered list is in some embodiments defined by a default value in the Soffset information element. The default value may e.g. be a function of the position of the second available resource within the ordered list, a function of a "Soffset" value of a previous first available resource, or a function of the position of the second available resource and an offset value. The offset value is in these embodiments an Soffset value of the first available resource. The F-DPCH code number information element is in some embodiments the same for a maximum of ten common E-DCH resources. The E-HICH info for common E-DCH information element may be defined by a channelization code and a signature sequence. A default value of the signature sequence may be e.g. a function of the position of the second available resource within the ordered list, a function of a "Signature Sequence" value of a previous first available

resource, or a function of the position of the second available resource and the "Signature Sequence" value of a previous first available resource. A channelization code of the second available resource is in some embodiments equal to a channelization code of the first available resource.

**[0038]** The second available resource may be defined by a value in an information element of a scrambling code of an uplink Dedicated Physical Control Channel. The value may e.g. be a function of the position of the second available resource within the ordered list of common E-DCH resources, a function of a value in an information element of a scrambling code of an uplink Dedicated Physical Control Channel of a previous first available resource, or a function of the position of the second available resource and an "Uplink DPCH code info for Common E-DCH" value in the information element of a scrambling code of an uplink Dedicated Physical Control Channel of the previous first available resource.

**[0039] Step 302.** The base station 12 broadcasts the encoded system information. Thus, the base station 12 manages access by broadcasting system information indicating available resource to be used to access the wireless communication system.

**[0040]** Embodiments herein advantageously reduce downlink control signaling associated with contention-based uplink access to a wireless communication system.

**[0041]** Embodiments herein further reduce downlink control signalling in that, instead of broadcasting system information to mobile terminals that independently indicates access request preambles for each of two different contention-based (CB) uplink channels, the base station 12 according to some embodiments may broadcast system information that indirectly indicates the access request preambles for one channel based on or as a function of the preambles for the other channel. Correspondingly, the mobile terminal 10 receives system information that directly indicates the access request preambles for one CB channel and derives the access request preambles for the other CB channel as a function of the directly indicated preambles.

**[0042]** As a specific example in the context of 3GPP specifications, the base station 12 may support CB channels that correspond to the Random Access Channel (RACH) and the common Enhanced Dedicated Channel (E-DCH). Accordingly, the base station 12 broadcasts system information for these channels in a System Information Block (SIB), namely SIB Type 5. System information for the RACH is broadcast in SIB5 using the Information Element (IE) "PRACH System Information List," while system information for the common E-DCH is broadcast in SIB5 using the IE "Common E-DCH System Information." An access request preamble as used above corresponds to a PRACH preamble, which is characterized by a signature sequence, a scrambling code, and a subchannel.

**[0043]** In more detail, embodiments herein reduce the number of segments used in SIB5 to broadcast the IE "Common E-DCH System Info" which defines the common E-DCH resource parameters. For this purpose, a new coding is proposed for the IEs included in the IE "Common E-DCH System Info" within SIB5. The IE "Common E-DCH System Info" is an optional IE included in SIB5. The table below presents the current encoding for Frequency Duplex Division (FDD) for the IE "Common E-DCH System Info". For definitions of the different IEs reference is made to a 3GPP Technical Specification (TS) 25.331 section 10 version 10.0.0.

Information Element/Group name	Need	Multi	Type and reference	Semantics description	Version
UL interference for common E-DCH	OP		UL interference 10.3.6.87		REL-8
Common E-DCH MAC-d flows	MP		Common E-DCH MAC-d flows 10.3.5.3b		REL-8
CHOICE <i>mode</i>	MP				REL-8
>FDD					REL-8
>>PRACH preamble control parameters (for Enhanced Uplink)	MP		PRACH preamble control parameters (for Enhanced Uplink) 10.3.6.54a	Control parameters of the physical signal.	REL-8

EP 2 622 929 B1

(continued)

	Information Element/Group name	Need	Multi	Type and reference	Semantics description	Version
5	>>Initial Serving grant value	MP		Integer (0..37)	(0..37) indicates E-DCH serving grant index as defined in [15].	REL-8
10	>>E-DCH Transmission Time Interval	MP		Integer(2,10)	Unit is ms.	REL-8
	>>E-AGCH Info	MP		E-AGCH Info 10.3.6.100		REL-8
15	>>HARQ info for E-DCH	MP		HARQ info for E-DCH 10.3.5.7d		REL-8
20	>>Uplink DPCH power control info	MP		Uplink DPCH power control info for Common E-DCH 10.3.6.91a		REL-8
25	>>E-DPCCH info	MP		E-DPCCH Info 10.3.6.98		REL-8
	>>E-DPDCH info	MP		E-DPDCH info 10.3.6.99		REL-8
30	>>F-DPCH TPC command error rate target	MP		Real(0.01..0.1 by step of 0.01).	Downlink F-DPCH information. The actual value of dl-FDPCH-TPCcommandErrorRate = IE value * 0.01	REL-8
35	>>Additional E-DCH transmission back off	MP		Integer (0..15)	In terms of TTIs.	REL-8
40	>>Maximum E-DCH resource allocation for CCCH	MP		Enumerated (8, 12, 16, 24, 32, 40, 80, 120)	In terms of TTIs.	REL-8
45	>>Maximum period for collision resolution phase	MP		Integer (8..24)	In terms of TTIs.	REL-8
50	>>E-DCH transmission continuation back off	MP		Enumerated (0, 8, 16, 24, 40, 80, 120, infinity)	In terms of TTIs. If set to "infinity", implicit common E-DCH resource release is disabled.	REL-8
55	>>ACK/NACK support on HS-DPCCH	MP		Boolean	TRUE indicates that HS-DPCCH shall be used when a common E-DCH resource is allocated to the UE for DTCH/DCCH transmission after collision resolution. FALSE indicates that HS-DPCCH shall not be used	REL-8

(continued)

Information Element/Group name	Need	Multi	Type and reference	Semantics description	Version
>>Measurement Feedback Info	OP		Measurement Feedback Info 10.3.6.40a		REL-8
>>Common E-DCH Resource Configuration information list	MP	1 to <maxEDCHs>			REL-8
>>>Soffset	MP		Integer(0..9)	(0..9) indicates symbol offset as defined in [26]	REL-8
>>>F-DPCH Code number	MP		Integer (0..255)		REL-8
>>>E-RGCH Information	OP		E-RGCH Info 10.3.6.102		REL-8
>>>E-HICH info	MP		E-HICH info 10.3.6.101		REL-8
>>>UplinkDPCH code info	MP		Uplink DPCH code info for Common E-DCH 10.3.6.87b		REL-8

**[0044]** MP means Mandatory Present and OP stands for Optional. An IE which is Mandatory Present always needs to be included and have a value while the value of an optional IE may be or not be present. MD stands for Mandatory Default. When an IE is set as mandatory default, a value for that IE is always needed, and a particular default value is mentioned.

**[0045]** Embodiments herein propose modifications to some IEs, as detailed below.

**>>Common E-DCH Resource Configuration Information list**

**[0046]** This IE is a list which comprises all the defined common E-DCH resources. A maximum of 32 common E-DCH resources may be included in this list. For each defined common E-DCH resource, the following IEs are defined:

**>>>Soffset**

**[0047]** This IE is a MP IE which value ranges between 0 and 9. This value indicates the concrete slot within the F-DPCH in which the power control commands are included for a concrete F-DPCH code.

**[0048]** Instead of being MP, this IE in various embodiments is set as MD. If the IE is not present, "Soffset" takes a default value. The default value is a function of the position of the common E-DCH resource within the list, a function the "Soffset" value of a previous common E-DCH resource instance, or a function of the position of the common E-DCH resource and the "Soffset" value of a previous common E-DCH resource instance. The first defined common E-DCH resource would occupy position 0 (or 1). The second defined common E-DCH resource would occupy position 1 (or 2). Similar reasoning would apply with the other defined resources.

**[0049]** A concrete realization would be, for instance, if the "Soffset" value for the first instance of the common E-DCH resource takes a default value and the rest of the common E-DCH resources take a value related to the last instance.

**[0050]** For example, a simple formula is presented below to set default values for each defined common E-DCH resource.

$$\text{Soffset} = (\text{offset} + \text{common E-DCH resource list position}) \bmod 10$$

where "offset" is the value of the last instance of the IE "Soffset". If the IE "Soffset" was not present in the first instance, "offset" is equal to zero.

**[0051]** "common E-DCH resource list position" indicates the Common E-DCH resource Configuration Information number by order of appearance. The value of the "common E-DCH resource list position" may be zero (or one) for the first instance.

**[0052]** If the IE is present, the signaled value overwrites the default value.

>>>F-DPCH code number

**[0053]** This IE indicates the code to be used for the F-DPCH.

**[0054]** Instead of being MP, this IE is optional, conditional on value.

**[0055]** If the coding presented for the Soffset is applied, potentially, only three instances of the F-DPCH code number are needed, once for each 10 common E-DCH resources. Hence, in the best configuration, only three instances would need to be present.

**[0056]** Therefore, this IE in various embodiments is set as conditional on value (CV) so that this IE is mandatory present for the first occurrence. Alternatively, it should be mandatory present for the first occurrence or if the default value is equal to zero. Otherwise, this IE is optional. In addition, if this IE is not present, the value is equal to the last occurrence of this IE.

**[0057]** If the IE is present, the signaled value overwrites the default value.

>>>>E-HICH info

**[0058]** E-HICH info contains two additional IEs. Changes in this IE would imply impacts in Release 6 and Release 7 of the 3GPP standards. In order to avoid impacts in earlier versions, a new IE may be used instead: "E-HICH info for common E-DCH". Only two IEs would be needed as this feature only applies to FDD.

>>>E-HICH info for common E-DCH

Channelisation code

**[0059]** This IE may be set as a conditional on value (CV) IE so that the IE is mandatory only for the first instance and optional for the rest of them. If this IE is not present, the value is equal to the last occurrence of this IE.

**[0060]** If the IE is present, the signaled value overwrites the default value.

Signature sequence

**[0061]** The value of this IE is a number between 0 and 39. This IE in various embodiments is set as MD. If the IE is not present, "Signature sequence" takes a default value.

**[0062]** The default value is a function of the position of the common E-DCH resource within the list, a function the "Signature Sequence" value of a previous common E-DCH resource instance, or a function of the position of the common E-DCH resource and the "Signature Sequence" value of a previous common E-DCH resource instance. The first defined common E-DCH resource would occupy position 0 (or 1). The second defined common E-DCH resource would occupy position 1 (or 2). Similar reasoning would apply with the other defined resources. A concrete realization may be, for instance, if the "Signature sequence" for the first instance of the common E-DCH resource would take a default value and the rest of the common E-DCH resources would take a value function of the last instance of the IE.

**[0063]** For example, a simple formula is presented below to set default values for each defined common E-DCH resource in which the IE is not present.

$$\text{Signature Sequence} = (\text{offset} + \text{common E-DCH resource list position}) \bmod 40$$

where "offset" is the value of the last occurrence of the IE "Signature Sequence". If "Signature Sequence" was not present in the first instance, "offset" is equal to zero.

**[0064]** "common E-DCH resource list position" indicates the Common E-DCH resource Configuration Information number by order of appearance. The value of the "common E-DCH resource list position" is zero (or one) for the first instance.

**[0065]** If the IE is present, the signaled value overwrites the default value.

## &gt;&gt;&gt;Uplink DPCH code info for Common E-DCH

[0066] Scrambling code number is a MP present value. This IE takes a relative large number of bits for each common E-DCH resource. This IE in some embodiments is changed to conditional on value (CV) instead, avoiding including such a large number of bits per configured common E-DCH resource.

[0067] Conditional on value would mean that this IE is mandatory present for the first occurrence. Otherwise, this IE is optional. In addition, if this IE is not present, the value of the IE is a function of the last instance. For instance, it may be a function of the position of the common E-DCH resource within the list of common E-DCH resources, a function of the "Uplink DPCH code info for Common E-DCH" value of a previous common E-DCH resource instance, or a function of the position of the common E-DCH resource and the "Uplink DPCH code info for Common E-DCH" value of a previous common E-DCH resource instance. The following formula illustrates how the default values may be set if the IE is not included:

$$\text{Scrambling code number} = \text{offset} + \text{common E-DCH resource list position}$$

where "offset" is the value of the last occurrence of the IE "Scrambling code number". If "offset" was not present in the first instance or occurrence, "offset" is equal to zero.

[0068] "common E-DCH resource list position" indicates the Common E-DCH resource Configuration Information number by order of appearance. The value of the "common E-DCH resource list position" is zero (or 1) for the first instance.

[0069] If the IE is present, the signaled value overwrites the default value.

## &gt;&gt;E-DPDCH info

*E-DCH minimum set E-TFCI*

[0070] This IE is mandatory default. If this IE is missing, it means that there is no minimum E-TFCI set.

[0071] In the case of E-DCH in CELL\_FACH and Idle Mode, the UE shall always send its message, especially CCCH messages. Otherwise, the UE will be blocked and, potentially, the UE will be dropped. It feels obvious that for E-DCH in CELL\_FACH and Idle Mode, the E-DCH minimum set E-TFCI will be always included and it necessary must be a number above zero (E-TFCI index 0 would only let the UE to send the Scheduling Information).

[0072] Therefore, the semantic description may be modified so that for CELL\_FACH and Idle Mode (or for Enhanced Uplink in CELL\_FACH and Idle

Mode), if the IE is not included, the E-DCH minimum set E-TFCI is set to a defined value. The only restriction for this value is that the value belongs to the set of values defined in E-TFCI table. The concrete table to be used is indicated in the IE "E-TFCI table index" included also in the IE "E-DPDCH info". As mentioned before, E-TFCI value zero only lets the UE to transmit the Scheduling Information. Therefore, the minimum reasonable E-TFCI value so that the UE may transmit user or higher layers control data is the E-TFCI value 1.

[0074] If the IE is present, the signaled values overwrite the default value.

## &gt;&gt;PRACH preamble control parameters for Enhanced Uplink

[0075] This IE is characterised by available signatures, Preamble scrambling code numbers, and available Sub Channel Numbers.

*Available Signatures*

[0076] This is a bit string IE and each bit indicates whether a signature is used or not used. The signatures configured for RACH and included in the IE "Available Signatures" present in the IE "PRACH info (for RACH)". These signatures cannot be used for Enhanced Uplink in CELL\_FACH and Idle Mode. The IE "PRACH info (for RACH)" is included in the IE "PRACH System Information list" which is carried in SIB5. "PRACH System Information list", "PRACH info (for RACH)" and "Available Signatures" are mandatory present IE. Hence, they will always be included in SIB5.

[0077] The IE "Available Signatures" contained in the IE "PRACH preamble control parameters for Enhanced Uplink" is also a mandatory present value; however, in embodiments herein this IE is optional and takes a default value. This default value is the same or a function of another IE, e.g., the "Available Signatures" present in the IE "PRACH info (for RACH)".

[0078] As an example, the default value in various embodiments is a "NOT" or "INVERSE" function operation of the

bit string values included in "Available Signatures" present in the IE "PRACH info (for RACH)".

**[0079]** An illustrative example is presented to clarify the concept. If the value of the IE "Available Signatures" included in the IE "PRACH info (for RACH)" is: 1111111100000000, then the default value of the IE "Available Signatures" contained in the IE "Common E-DCH System Info" would be the inverse bit operation of (1111111100000000) which is equal to 0000000011111111. Therefore, the IE "available signatures" is set to mandatory default (MD) and the semantics of the description would say that the default value is the inverse bitstring indicated in the IE "Available Signature" in the IE "PRACH Info (for RACH)". In other words, the available signatures for Enhanced Uplink in CELL\_FACH are those signatures which are not used for RACH, unless the IE is present.

**[0080]** Doing so, the base station 12 suppresses including this IE in the IE "PRACH preamble control parameters for Enhanced Uplink" and thereby reduces downlink control signaling. A mobile terminal 18 that does not receive such an IE nevertheless sets the IE to a default value described above. If the IE is present, the signaled values overwrite the default value.

*Preamble scrambling code number*

**[0081]** This IE is also included in the IE "PRACH info (for RACH)". Embodiments herein teach that the scrambling code for the common E-DCH be the same as that of the RACH, at least by default. If it would be different, the new Preamble scrambling code number in various embodiments is a function of the Preamble scrambling code number present in the IE "PRACH info (for RACH)". Hence, this IE in some embodiments is MD and by default equal to the IE "Preamble scrambling code number" indicated in the IE "PRACH info (for RACH)," and is otherwise a function of the IE "Preamble scrambling code number" indicated in the IE "PRACH info (for RACH)".

**[0082]** As in the previous case, the base station 12 refrains from including this IE in the IE "PRACH preamble control parameters for Enhanced Uplink" and thereby reduces downlink control signaling. A mobile terminal 18 that does not receive such an IE nevertheless sets the IE to a default value described above. If the IE is present, the signaled values overwrite the default value.

*Available Sub Channel Number*

**[0083]** This IE is a bit string. Each bit indicates availability for a sub channel, where the sub channels are numbered from "sub channel 0" to "sub channel 11". The value 1 of a bit indicates that the corresponding sub channel is available and the value 0 indicates that it is not available.

**[0084]** This IE is also included in the IE "PRACH info (for RACH)". This IE in some embodiments is also set to MD. The mandatory default value is a function of the IE "PRACH info (for RACH)".

**[0085]** For example, this IE may be set equal to the IE "Available Sub Channel Number" indicated in the IE "PRACH info (for RACH)". In another approach, the default value may be the INVERSE (or NOT) function of the IE Available Sub Channel Number" indicated in the IE "PRACH info (for RACH)"

**[0086]** As in the previous case, the base station 12 refrains from including this IE in the IE "PRACH preamble control parameters for Enhanced Uplink" and thereby reduces downlink control signaling. A mobile terminal 18 that does not receive such an IE nevertheless sets the IE to a default value described above. If the IE is present, the signaled values overwrite the default.

**[0087]** Applying the encoding suggested before, the structure of the IE "PRACH preamble control parameters for Enhanced Uplink" and other IEs involved would result in shown below, affected IEs are indicated with underlined text and non-affected IEs are defined in reference to 3GPP Technical Specification (TS) 25.331 section 10 version 10.0.0:

**Common E-DCH system info** is defined by IE in the table below.

5  
10  
15  
20  
25  
30  
35  
40  
45  
50  
55

Information Element/Group name	Need	Multi	Type and reference	Semantics description	Version
UL interference for common E-DCH	OP		UL interference 10.3.6.87		REL-8
Common E-DCH MAC-d flows	MP		Common E-DCH MAC-d flows 10.3.5.3b		REL-8
CHOICE mode	MP				REL-8
>FDD					REL-8
>>PRACH preamble control parameters (for Enhanced Uplink)	MP		PRACH preamble control parameters (for Enhanced Uplink) 10.3.6.54a	Control parameters of the physical signal	REL-8
>>Initial Serving grant value	MP		Integer (0..37)	(0..37) indicates E-DCH serving grant index as defined in [15].	REL-8
>>E-DCH Transmission Time Interval	MP		Integer(2, 10)	Unit is ms.	REL-8
>>E-AGCH Info	MP		E-AGCH Info 10.3.6.100		REL-8
>>HARQ info for E-DCH	MP		HARQ info for E-DCH 10.3.5.7d		REL-8
>>Uplink DPCH power control info	MP		Uplink DPCH power control info for Common E-DCH 10.3.6.91a		REL-8
>>E-DPCCH info	MP		E-DPCCH Info 10.3.6.98		REL-8
>>E-DPDCCH info	MP		E-DPDCCH info 10.3.6.99		REL-8
>>F-DPCH TPC command error rate target	MP		Real (0.01..0.1 by step of 0.01).	Downlink F-DPCH information. The actual value of dl-FDPCH-TPCcommandErrorRate = IE value * 0.01	REL-8
>>Additional E-DCH transmission back off	MP		Integer (0..15)	In terms of TTIs.	REL-8

(continued)

Information Element/Group name	Need	Multi	Type and reference	Semantics description	Version
>>Maximum E-DCH resource allocation for CCCH	MP		Enumerated (8, 12, 16, 24, 32, 40, 80, 120)	In terms of TTIs.	REL-8
>>Maximum period for collision resolution phase	MP		Integer (8..24)	In terms of TTIs.	REL-8
>>E-DCH transmission continuation back off	MP		Enumerated (0, 8, 16, 24, 40, 80, 120, infinity)	In terms of TTIs. If set to "infinity", implicit common E-DCH resource release is disabled.	REL-8
>>ACK/NACK support on HS-DPCCH	MP		Boolean	TRUE indicates that HS-DPCCH shall be used when a common E-DCH resource is allocated to the UE for DTCH/DCCH transmission after collision resolution. FALSE indicates that HS-DPCCH shall not be used	REL-8
>>Measurement Feedback Info	OP		Measurement Feedback Info 10.3.6.40a		REL-8
>>Common E-DCH Resource Configuration information list	MP	1 to <maxEDCHs>			REL-8
>>>Soffset	MD		Integer(0..9)	(0..9) indicates symbol offset as defined in [26] Note3	REL-8
>>>F-DPCH Code number	CV-Short		Integer (0..255)	If this IE is not present, the value is equal to the last occurrence of this IE.	REL-8
>>>E-RGCH Information	OP		E-RGCH Info 10.3.6.102		REL-8
>>>E-HICH info for common E-DCH	MP		E-HICH info for common E-DCH 10.3.6.1xx		REL-8
>>>Uplink DPCH code info	MP		Uplink DPCH code info for Common E-DCH 10.3.6.87b		REL-8
>TDD					REL-8

5  
10  
15  
20  
25  
30  
35  
40  
45  
50  
55

(continued)

Information Element/Group name	Need	Multi	Type and reference	Semantics description	Version
>>CHOICE TDD option	MP				REL-8
>>>7.68 Mcps TDD			NULL		REL-8
>>>3.84 Mcps TDD			NULL		REL-8
>>>1.28 Mcps TDD					REL-8
>>>>E-RUCCH Info	MP		E-RUCCH Info 1.28 Mcps TDD 10.3.6.103a		REL-8
>>>>E-PUCH info	MP		E-PUCH Info 1.28 Mcps TDD 10.3.6.104a	Note1	REL-8
>>>>E-HICH info	MP		E-HICH info 1.28 Mcps TDD 10.3.6.101a	Note1	REL-8
>>>>E-AGCH Info	MP		E-AGCH Info 1.28 Mcps TDD 10.3.6.100a	Note1	REL-8
>>>>HARQ info for E-DCH	MP		HARQ info for E-DCH 10.3.5.7d		REL-8
>>>>CCCH transmission info	MP			Note2	REL-8
>>>>>Common E-RNTI info	MP		Common E-RNTI info 10.3.3.7a		REL-8
>>>>>HARQ maximum number of retransmissions	MP		Integer (0..7)		REL-8
>>>>>HARQ retransmission timer	MP		Enumerated (10,15,20, 25, 30,35,40,45,50,55,60,65, 70, 75, 80, 85, 90, 95, 100,110, 120,140, 160)	Unit: ms	REL-8
>>>>>HARQ power offset	MP		Integer(0..6)		REL-8

5  
10  
15  
20  
25  
30  
35  
40  
45  
50  
55

(continued)

Information Element/Group name	Need	Multi	Type and reference	Semantics description	Version
<b>Condition</b>					
<b>Explanation</b>					
<i>Short</i>	This IE is mandatory present for the first occurrence. Otherwise, this IE is optional.				
NOTE1: These IEs correspond to the HS-DSCH configuration for CELL_FACH, CELL_PCH and URA_PCH state on primary frequency, the configuration on secondary frequency is signalled to UE via dedicated signalling.					
NOTE2: These IEs correspond to CCCH transmission configuration for CELL_FACH state on the primary frequency and secondary frequency. NOTE3: The default value is defined by: $\text{Soffset} = (\text{offset} + \text{common E-DCH resource list position}) \bmod 10$ where "offset" is the value of the last instance of the IE "Soffset". If the IE "Soffset" was not present in the first instance, "offset" is equal to zero. "common E-DCH resource list position" indicates the Common E-DCH resource Configuration Information number by order of appearance. The value of the "common E-DCH resource list position" is zero for the first instance.					

EP 2 622 929 B1

[0088] E-DPDCH Info is characterised by IEs below.

Information Element/Group name	Need	Multi	Type and reference	Semantics description	Version
E-TFCI table index	MP		Integer (0..1)	Indicates which standardised E-TFCI TB size table shall be used. See Note 3.	REL-6
E-DCH minimum set E-TFCI	MD		Integer (0..127)	See [151: Absence means no E-DCH minimum set. In CELL FACH and Idle Mode, the default value is 1.	REL-6
Reference E-TFCIs	MP	1 to 8		See [29]	REL-6
>Reference E-TFCI	MP		Integer (0..127)		REL-6
>Reference E-TFCI PO	MP		Integer (0..29,	Refer to quantization of the power offset in [28]	REL-6
			30, 31)	Values 30 and 31 are only used for E-TFCI > ETFCI Boost	REL-7
Minimum reduced E-DPDCH gain factor	OP		Enumerated (8/15, 11/15, 15/15, 21/15, 30/15, 42/15, 60/15, 84/15)	$\beta_{ed,k, reduced, min}$ [29]; the default value is 8/15. If the configurable reduced E-DPDCH gain factor is not supported by the UE, the default value is used.	REL-8
Maximum channelisation codes	MP		Enumerated (sf256, sf128, sf64, sf32, sf16, sf8, sf4, 2sf4, 2sf2, 2sf2 and 2sf4)		REL-6
PL <sub>non-max</sub>	MP		Real (0.44 ..1.0 by step of 0.04)	As defined in [27]	REL-6
Scheduling Information Configuration	MP				REL-6
>Periodicity for Scheduling Info - no grant	MD		Enumerated (everyEDCHT Tl,4,10,20,50, 100,200,500,1 000)	Values in ms. Default value is "no report" NOTE 1.	REL-6
>Periodicity for Scheduling Info - grant	MD		Enumerated (everyEDCHT Tl,4,10,20,50, 100,200,500,1 000)	Values in ms. Default value is "no report" NOTE 1.	REL-6
>Power Offset for Scheduling Info	MP		Integer (0..6)	Only used when no MACd PDUs are included in the same MACe PDU. Unit is in dB.	REL-6
3-Index-Step Threshold	MD		Integer (0..37)	Refers to an index in the "SG-Table" (see [15]). Default value is 0. NOTES 2, 3.	REL-6
2-Index-Step Threshold	MD		Integer (0..37)	Refers to an index in the "SG-Table" (see [15]). Default value is 0. NOTES 2, 3.	REL-6
NOTE 1: If the Periodicity is set to 4ms and the E-DCH TTI is set to 10ms, the UE shall interpret the periodicity value as 10ms.					
NOTE 2: If the 3-index-Step Threshold value is greater than 2-index-Step Threshold, the UE behaviour is unspecified.					

EP 2 622 929 B1

(continued)

Information Element/Group name	Need	Multi	Type and reference	Semantics description	Version
NOTE 3: If the UE is operating in 16QAM mode, the value of "E-TFCI table index" is increased by 2, and indices in the SG-Table refer to Scheduling Grant Table 2 in [15].					

[0089] E-HICH Info for Common E-DCH is characterised by IEs below

Information Element/Group name	Need	Multi	Type and reference	Semantics description	Version
<u>Channelisation Code</u>	<u>CV-Short</u>		<u>Integer (0..127)</u>	If this IE is not present, the value is equal to the last occurrence of this IE.	<u>REL-8</u>
<u>Signature Sequence</u>	<u>MD</u>		<u>Integer (0..39)</u>	<u>Note1</u>	<u>REL-8</u>
<i>Short</i>			This IE is mandatory present for the first occurrence. Otherwise, this IE is optional.		
NOTE1: The default value is defined by: $\text{Signature Sequence} = (\text{offset} + \text{common E-DCH resource list position}) \bmod 40$ where "offset" is the value of the last occurrence of the IE "Signature Sequence". If "Signature Sequence" was not present in the first occurrence, "offset" is equal to zero.					
"common E-DCH resource list position" indicates the Common E-DCH resource Configuration Information number by order of appearance. The value of the "common E-DCH resource list position" is zero for the first instance.					

[0090] Uplink DPCH code info for Common E-DCH is characterised by IEs below.

5  
10  
15  
20  
25  
30  
35  
40  
45  
50  
55

Information Element/Group name	Need	Multi	Type and reference	Semantics description	Version
Scrambling code type	MP		Enumerated(short, long)		REL-8
Scrambling code number	CV-Short		Integer(0..16, 777215)	Note1	REL-8
<b>Condition</b>			<b>Explanation</b>		
<i>Short</i>			This IE is mandatory present for the first occurrence. Otherwise, this IE is optional.		
<p>NOTE1: If this IE is not included, the value is given by: Scrambling code number = offset + common E-DCH resource list position where "offset" is the value of the last occurrence of the IE "scrambling code number". If the IE "scrambling code number" is not present in the first occurrence, "offset" is equal to zero. "common E-DCH resource list position" indicates the Common E-DCH resource Configuration Information number by order of appearance. The value of the "common E-DCH resource list position" is zero for the first instance.</p>					

EP 2 622 929 B1

[0091] As stated above the processing at the base station 12 may include in some embodiments encoding system information that directly indicates access request preambles for one contention-based uplink channel and that indirectly indicates access request preambles for another contention-based uplink channel based on or as a function of the directly indicated preambles. The changed IEs are indicated with underlined text:

PRACH preamble control parameters (for Enhanced Uplink) is characterised by IEs below.

Information Element/Group name	Need	Multi	Type and reference	Semantics description	Version
<u>Available Signature</u>	<u>MD</u>		<u>Bit string(16)</u>	The default value is the inverse bitstring indicated in the IE "Available Signature" in the IE "PRACH Info (for RACH)". Each bit indicates availability for a signature. Each available signature on the AICH is associated with one Common E-DCH Resource Configuration in the "Common E-DCH resource configuration information list".	<u>REL-8</u>
E-AI Indication	MP		BOOLEAN	TRUE: E-AIs are in use on the AICH. FALSE: E-AIs are not in use on the AICH.	REL-8
<u>Preamble scrambling code number</u>	<u>MD</u>		<u>Integer (0 . 15)</u>	The default value is the value indicated in the IE "Preamble scrambling code number" in the IE "PRACH Info (for RACH)". Identification of scrambling code, see [28]	<u>REL-8</u>
<u>Available Sub Channel Number</u>	<u>MD</u>		<u>Bit string(12)</u>	The default value is the same value indicated in the IE "Available Signatures" in the IE "PRACH system information list". Each bit indicates availability for a subchannel, where the subchannels are numbered "subchannel0" to "subchannel 11". The value 1 of a bit indicates that the corresponding subchannel is available and the value 0 indicates that it is not available.	<u>REL-8</u>
PRACH partitioning	MD		PRACH partitioning 10.3.6.53	Default value is the value of "PRACH partitioning" in the first occurrence in list "PRACH system information list" in SIB5 or SIB5bis.	REL-8
Persistence scaling factors	OP		Persistence scaling factors 10.3.6.48	This IE shall not be present if only ASC 0 and ASC 1 are defined. If this IE is absent, default value is the value of "Persistence scaling factors" in the first occurrence in list "PRACH system information list" in SIB5 or SIB5bis, if value exists	REL-8
AC-to-ASC mapping	MD		AC-to-ASC mapping 10.3.6.1	Default value is the value of "AC-to-ASC mapping" in the first occurrence in list "PRACH system information list" in SIB5 or SIB5bis.	REL-8
Primary CPICH TX power	MD		Primary CPICH TX power 10.3.6.61	Default value is the value of "Primary CPICH TX power" in the first occurrence in list "PRACH system information list" in SIB5 or SIB5bis.	REL-8
Constant value	MD		Constant value 10.3.6.11	Default value is the value of "Constant value" in the first occurrence in list "PRACH system information list" in SIB5 or SIB5bis	REL-8

EP 2 622 929 B1

(continued)

Information Element/Group name	Need	Multi	Type and reference	Semantics description	Version
PRACH power offset	MD		PRACH power offset 10.3.6.54	Default value is the value of "PRACH power offset" in the first occurrence in list "PRACH system information list" in SIB5 or SIB5bis	REL-8
PRACH transmission parameters	MD		RACH transmission parameters 10.3.6.67	Default value is the value of "RACH transmission parameters" in the first occurrence in list "PRACH system information list" in SIB5 or SIB5bis.	REL-8
AICH info	MD		AICH info 10.3.6.2	Default value is the value of "AICH info" in the first occurrence in list "PRACH system information list" in SIB5 or SIB5bis.	REL-8
Power offset P <sub>p-e</sub>	MP		Integer(-5..10)	In dB. Power offset between the last transmitted preamble and the initial DPCCH transmission as defined in [26]	REL-8

**[0092]** The encoding code, e.g. ASN 1 code, may be updated as it follows only relevant IEs have been added:

25

30

35

40

45

50

55



EP 2 622 929 B1

-- The field 'dummy' shall be marked absent in SysInfoType5 and SysInfoType5bis. A failure to comply with this requirement may prevent the UE to receive any service in the cell.

```

5   The UE
   -- may treat the cell as barred.
   dummy          SEQUENCE {}          OPTIONAL
}

SysInfoType5-v8c0ext-IEs ::= SEQUENCE {
10  commonEDCHSystemInfo          CommonEDCHSystemInfo          OPTIONAL
}

PRACH-PreambleForEnhancedUplink ::= SEQUENCE {
15  availableSignatures          AvailableSignatures          OPTIONAL,
   e-ai-Indication              BOOLEAN,
   preambleScramblingCodeWordNumber PreambleScramblingCodeWordNumber OPTIONAL,
   availableSubChannelNumbers    AvailableSubChannelNumbers  OPTIONAL,
   prach-Partitioning            PRACH-Partitioning-r7      OPTIONAL,
   persistenceScalingFactorList  PersistenceScalingFactorList OPTIONAL,
   ac-To-ASC-MappingTable        AC-To-ASC-MappingTable     OPTIONAL,
   primaryCPICH-TX-Power         PrimaryCPICH-TX-Power      OPTIONAL,
20  constantValue                ConstantValue               OPTIONAL,
   prach-PowerOffset             PRACH-PowerOffset          OPTIONAL,
   rach-TransmissionParameters   RACH-TransmissionParameters OPTIONAL,
   aich-Info                     AICH-Info                  OPTIONAL,
   powerOffsetPp-e              INTEGER (-5..10)
}

25  Common-E-DCH-ResourceInfoList ::= SEQUENCE {
   s-offset                      INTEGER (0..9)              OPTIONAL,
   f-dpch-ChannelisationCodeNumber INTEGER (0..255)            OPTIONAL,
   e-RGCH-Information            E-RGCH-Information         OPTIONAL,
   e-hich-Info                  E-HICH-Information-CommonEdch,
   ul-DPCH-CodeInfoForCommonEDCH UL-DPCH-CodeInfoForCommonEDCH
30  }

   UL-DPCH-CodeInfoForCommonEDCH ::= SEQUENCE {
   ul-DPCCHscramblingCodeType    ScramblingCodeType,
   ul-DPCCHscramblingCode        UL-ScramblingCode          OPTIONAL
35  }

   E-HICH-Information-CommonEdch ::= SEQUENCE {
   channelisationCode            E-HICH-ChannelisationCode
40  OPTIONAL,
   signatureSequence            E-HICH-RGCH-SignatureSequence
   OPTIONAL
}

```

[0093] In some embodiments, a second approach may be taken to provide a backward compatible solution.

[0094] In this case a new IE needs to be added in SIB5, "Common E-DCH System Info Short", for instance. This new IE may comprise the new encoding.

[0095] The tabular of SIB5 would be as follows:

System Information Block type 5 and 5bis

[0096]

Information Element/Group name	Need	Multi	Type and reference	Semantics description	Version
SIB6 Indicator	MP		Boolean	TRUE indicates that SIB6 is broadcast in the cell.	

EP 2 622 929 B1

(continued)

	Information Element/Group name	Need	Multi	Type and reference	Semantics description	Version
5					When the UE receives SIB5 in the System Information Container message, this IE is interpreted as FALSE	
10	<b>PhyCH information elements</b>					
15	PICH Power offset	MP		PICH Power offset 10.3.6.50	If the cell is operating in MBSFN mode as indicated in subclause 8.1.1.6.3 the UE behaves as if this IE would not have been received.	
20	CHOICE mode	MP				
	>FDD					
25	>>AICH Power offset	MP		AICH Power offset 10.3.6.3	If the cell is operating in MBSFN mode as indicated in subclause 8.1.1.6.3 the UE behaves as if this IE would not have been received.	
	>TDD					
30	>>PUSCH system information	OP		PUSCH system information 10.3.6.66	If the cell is operating in MBSFN mode as indicated in subclause 8.1.1.6.3 the UE behaviour upon reception of this IE is unspecified.	
35	>>PUSCH system information VHCR	OP		PUSCH system information VHCR 10.3.6.66 a	Only for 7.68 Mcps TDD If the cell is operating in MBSFN mode as indicated in subclause 8.1.1.6.3 the UE behaviour upon reception of this IE is unspecified.	REL-7
40	>>PDSCH system information	OP		PDSCH system information 10.3.6.46	If the cell is operating in MBSFN mode as indicated in subclause 8.1.1.6.3 the UE behaviour upon reception of this IE is unspecified.	
45	>>TDD open loop power control	MP		TDD open loop power control 10.3.6.79	If the cell is operating in MBSFN mode as indicated in subclause 8.1.1.6.3 the UE behaves as if this IE would not have been received.	
	Primary CCPCH info	OP		Primary CCPCH info 10.3.6.57	Note 1	
50	PRACH system information list	MP		PRACH system information list 10.3.6.55	If the cell is operating in MBSFN mode as indicated in subclause 8.1.1.6.3 the UE behaves as if this IE would not have been received.	
55	Common E-DCH system info	OP		Common E-DCH system info 10.3.6.9a		REL-8

EP 2 622 929 B1

(continued)

	Information Element/Group name	Need	Multi	Type and reference	Semantics description	Version
5	<u>Common E-DCH system info short</u>	<u>OP</u>		<u>Common E-DCH system info short</u> 10.3.6.9b		<u>REL-8</u>
10	Secondary CCPCH system information	MP		Secondary CCPCH system information 10.3.6.72	Note 2 If the cell is operating in MBSFN mode as indicated in subclause 8.1.1.6.3 the UE behaves as if this IE would not have been received.	
15	CBS DRX Level 1 information	<i>CV-CTCH</i>		CBS DRX Level 1 information 10.3.8.3		
20	Frequency band indicator	OP		Frequency band indicator 10.3.6.35 b		REL-6
25	Frequency band indicator 2	OP		Frequency band indicator 2 10.3.6.35 c		REL-6
30	HSDPA cell Indicator	MD		Enumerated (HSDPA Capable Cell)	Default is 'HSDPA capability not indicated'. 'HSDPA Capable Cell' means that the UE may consider this cell as part of the HSDPA coverage area for display indication only. This indication shall not be used for any other purpose. If the cell is operating in MBSFN mode as indicated in subclause 8.1.1.6.3 the UE behaves as if this IE would not have been received.	REL-6
35	E-DCH cell Indicator	MD		Enumerated (E-DCH Capable Cell)	Default is 'E-DCH capability not indicated'. 'E-DCH Capable Cell' means that the UE may consider this cell as part of the E-DCH coverage area for display indication only. This indication shall not be used for any other purpose. If the cell is operating in MBSFN mode as indicated in subclause 8.1.1.6.3 the UE behaves as if this IE would not have been received.	REL-6
40	Secondary CCPCH system information MBMS	OP		Secondary CCPCH system information MBMS 10.3.6.72 a	Included if MCCH is on an S-CCPCH used only for MBMS. Note 2	REL-6
45	CHOICE <i>mode</i>	OP				REL-7
50	>FDD					REL-7

EP 2 622 929 B1

(continued)

Information Element/Group name	Need	Multi	Type and reference	Semantics description	Version
>>HS-DSCH common system information	MP		HS-DSCH common system information 10.3.6.36 c	Included if cell supports HS-DSCH reception in CELL_FACH and during IDLE to RRC Connection state transition.	REL-7
>>HS-DSCH paging system information	OP		HS-DSCH paging system information 10.3.6.36 d	Included if cell supports for UEs in RRC Connected state paging message reception on HS-DSCH.	REL-7
>TDD					REL-7
>>HS-DSCH common system information	MP		HS-DSCH common system information 1.28Mcps TDD 10.3.6.36 ca	Included if cell supports HS-DSCH reception in CELL_FACH and during IDLE to RRC Connection state transition.	REL-8
>>HS-DSCH paging system information	OP		HS-DSCH paging system information 1.28Mcps TDD 10.3.6.36 da	Included if cell supports for UEs in RRC Connected state paging message reception on HS-DSCH.	REL-8
TDD MBSFN information	OP		TDD MBSFN Information 10.3.6.78 b	TDD only; included only if some timeslots are designated to MBSFN.	REL-7
HS-DSCH DRX in CELL_FACH Information	OP		HS-DSCH DRX in CELL_FACH Information 10.3.6.36 g		REL-8
HS-DSCH DRX in CELL_FACH Information 1.28 Mcps TDD	OP		HS-DSCH DRX in CELL_FACH Information 1.28 Mcps TDD 10.3.6.36 h		REL-8
Second Frequency info	OP		Integer (0 .. 16383)	Note 3	REL-8
Treset Usage Indicator	OP		Enumerated (TRUE)	Only for 1.28 Mcps TDD. The presence of this IE means the timer Treset is not valid when the dedicated H-RNTI is configured in CELL_FACH and CELL_PCH.	REL-8
UpPCH Position Info	CV-Frequency		Integer (0 .. 127)	Only for 1.28 Mcps TDD.	REL-8

[0097] The new IE may then be defined as follows:

**Common E-DCH system info short**

[0098] NOTE: Only for FDD.

5  
10  
15  
20  
25  
30  
35  
40  
45  
50  
55

Information Element/Group name	Need	Multi	Type and reference	Semantics description	Version
UL interference for common E-DCH	CV-Optional		UL interference 10.3.6.87		REL-8
Common E-DCH MAC-d flows	CV-Mandatory		Common E-DCH MAC-d flows 10.3.5.3b		REL-8
PRACH preamble control parameters (for Enhanced Uplink)	CV-Mandatory		PRACH preamble control parameters (for Enhanced Uplink) 10.3.6.54a	Control parameters of the physical signal.	REL-8
Initial Serving grant value	CV-Mandatory		Integer (0..37)	(0..37) indicates E-DCH serving grant index as defined in [15].	REL-8
E-DCH Transmission Time Interval	CV-Mandatory		Integer(2,10)	Unit is ms.	REL-8
E-AGCH Info	CV-Mandatory		E-AGCH Info 10.3.6.100		REL-8
HARQ info for E-DCH	CV-Mandatory		HARQ info for E-DCH 10.3.5.7d		REL-8
Uplink DPCH power control info	CV-Mandatory		Uplink DPCH power control info for Common E-DCH 10.3.6.91a		REL-8
E-DPCCH info	CV-Mandatory		E-DPCCH Info 10.3.6.98		REL-8
E-DPDCH info	CV-Mandatory		E-DPDCH info 10.3.6.99		REL-8
F-DPCH TPC command error rate target	CV-Mandatory		Real (0.01..0.1 by step of 0.01).	Downlink F-DPCH information. The actual value of dl-FDPCH-TPCcommandErrorRate = IE value * 0.01	REL-8
Additional E-DCH transmission back off	CV-Mandatory		Integer (0..15)	In terms of TTIs.	REL-8

(continued)

Information Element/Group name	Need	Multi	Type and reference	Semantics description	Version
Maximum E-DCH resource allocation for CCCH	CV-Mandatory		Enumerated (8, 12, 16, 20, 24, 32, 40, 80)	In terms of TTIs.	REL-8
Maximum period for collision resolution phase	CV-Mandatory		Integer (8..24)	In terms of TTIs.	REL-8
E-DCH transmission continuation back off	CV-Mandatory		Enumerated 4, 8, 16, 24,40,80, infinity)	In terms of TTIs. If set to "infinity", implicit common E-DCH resource release is disabled.	REL-8
ACK/NACK support on HS-DPCCH	CV-Mandatory		Boolean	TRUE indicates that HS-DPCCH shall be used when a common E-DCH resource is allocated to the UE for DTCH/DCCH transmission after collision resolution. FALSE indicates that HS-DPCCH shall not be used	REL-8
Measurement Feedback Info	CV-Optional		Measurement Feedback Info 10.3.6.40a		REL-8
Common E-DCH Resource Configuration information list	MP	1 to <maxEDCHs>			REL-8
>Soffset	MD		Integer(0..9)	(0..9) indicates symbol offset as defined in [26] Note3	REL-8
>F-DPCH Code number	CV-Short		Integer (0..255)	If this IE is not present, the value is equal to the last occurrence of this IE.	REL-8
>E-RGCH Information	CV-Short		E-RGCH info 10.3.6.102		REL-8
>E-HICH info for common E-DCH	MD		E-HICH info for common E-DCH 10.3.6.1xx		REL-8
>Uplink DPCH code info	MD		Uplink DPCH code info for Common E-DCH 10.3.6.87b		REL-8

5  
10  
15  
20  
25  
30  
35  
40  
45  
50  
55

(continued)

Information Element/Group name	Need	Multi	Type and reference	Semantics description	Version
<b>Condition</b>					
<i>Optional</i>				If the IE "Common E-DCH System Info" is present, the value of the IE is the same value of corresponding IE in the IE "Common E-DCH system info". Otherwise, this IE is optional.	
<i>Short</i>				This IE is mandatory present for the first occurrence. Otherwise, this IE is optional.	
<i>Mandatory</i>				If the IE "Common E-DCH System Info" is present, the value of the IE is the same value of the corresponding IE in the IE "Common E-DCH System Info". Otherwise, this IE is mandatory present.	
<p>NOTE1: These IEs correspond to the HS-DSCH configuration for CELL_FACH, CELL_PCH and URA_PCH state on primary frequency, the configuration on secondary frequency is signalled to UE via dedicated signalling.</p> <p>NOTE2: These IEs correspond to CCCH transmission configuration for CELL_FACH state on the primary frequency and secondary frequency.</p> <p>NOTE3: The default value is defined by: <math>\text{Soffset} = (\text{offset} + \text{common E-DCH resource list position}) \bmod 10</math> where "offset" is the value of the last instance of the IE "Soffset". If the IE "Soffset" was not present in the first instance, "offset" is equal to zero.</p> <p>"common E-DCH resource list position" indicates the Common E-DCH resource Configuration Information number by order of appearance. The value of the "common E-DCH resource list position" is zero for the first instance.</p>					

EP 2 622 929 B1

[0099] Additional conditions may be placed in other to reduce the signalling in case the IE "Common E-DCH System Info" is included. The affected IEs are underlined below:

PRACH preamble control parameters (for Enhanced Uplink)

[0100]

Information Element/Group name	Need	Multi	Type and reference	Semantics description	Version
<u>Available Signature</u>	MD		<u>Bit string(16)</u>	The default value is the inverse bitstring indicated in the IE "Available Signature" in the IE "PRACH Info (for RACH)". Each bit indicates availability for a signature. Each available signature on the AICH is associated with one Common E-DCH Resource Configuration in the "Common E-DCH resource configuration information list".	REL-8
E-AI Indication	MP		BOOLEAN	TRUE: E-AIs are in use on the AICH. FALSE: E-AIs are not in use on the AICH.	REL-8
<u>Preamble scrambling code number</u>	MD		<u>Integer (0 . 15)</u>	The default value is the value indicated in the IE "Preamble scrambling code number" in the IE "PRACH Info (for RACH)". Identification of scrambling code, see [28]	REL-8
<u>Available Sub Channel Number</u>	MD		<u>Bit string(12)</u>	The default value is the same value indicated in the IE "Available Signatures" in the IE "PRACH system information list". Each bit indicates availability for a subchannel, where the subchannels are numbered "subchannel 0" to "subchannel 11". The value 1 of a bit indicates that the corresponding subchannel is available and the value 0 indicates that it is not available.	REL-8
PRACH partitioning	MD		PRACH partitioning 10.3.6.53	Default value is the value of "PRACH partitioning" in the first occurrence in list "PRACH system information list" in SIB5 or SIB5bis.	REL-8
Persistence scaling factors	OP		Persistence scaling factors 10.3.6.48	This IE shall not be present if only ASC 0 and ASC 1 are defined. If this IE is absent, default value is the value of "Persistence scaling factors" in the first occurrence in list "PRACH system information list" in SIB5 or SIB5bis, if value exists	REL-8
AC-to-ASC mapping	MD		AC-to-ASC mapping 10.3.6.1	Default value is the value of "AC-to-ASC mapping" in the first occurrence in list "PRACH system information list" in SIB5 or SIB5bis.	REL-8
Primary CPICH TX power	MD		Primary CPICH TX power 10.3.6.61	Default value is the value of "Primary CPICH TX power" in the first occurrence in list "PRACH system information list" in SIB5 or SIB5bis.	REL-8
Constant value	MD		Constant value 10.3.6.11	Default value is the value of "Constant value" in the first occurrence in list "PRACH system information list" in SIB5 or SIB5bis	REL-8

EP 2 622 929 B1

(continued)

Information Element/Group name	Need	Multi	Type and reference	Semantics description	Version
PRACH power offset	MD		PRACH power offset 10.3.6.54	Default value is the value of "PRACH power offset" in the first occurrence in list "PRACH system information list" in SIB5 or SIB5bis	REL-8
PRACH transmission parameters	MD		RACH transmission parameters 10.3.6.67	Default value is the value of "RACH transmission parameters" in the first occurrence in list "PRACH system information list" in SIB5 or SIB5bis.	REL-8
AICH info	MD		AICH info 10.3.6.2	Default value is the value of "AICH info" in the first occurrence in list "PRACH system information list" in SIB5 or SIB5bis.	REL-8
Power offset P <sub>p-e</sub>	MP		Integer(-5..10)	In dB. Power offset between the last transmitted preamble and the initial DPCCCH transmission as defined in [26]	REL-8

E-HICH Info Common for E-DCH

[0101]

Information Element/Group name	Need	Multi	Type and reference	Semantics description	Version
<u>Channelisation Code</u>	<u>CV-Short</u>		<u>Integer (0..127)</u>	For the first occurrence, if this IE is not present, the value of this IE is the value of last occurrence of the IE " <u>Channelisation Code</u> " present in the IE " <u>Common E-DCH system info</u> ". For subsequent occurrences, if the IE is not present, the value is equal to the last occurrence of this IE.	<u>REL-8</u>
<u>Signature Sequence</u>	<u>MD</u>		<u>Integer (0..39)</u>	<u>Note1</u>	<u>REL-8</u>

(continued)

Information Element/Group name	Need	Multi	Type and reference	Semantics description	Version
<i>Short</i>				If the IE "Common E-DCH system info" is not present, this IE is mandatory present for the first occurrence. tOtherwise, this IE is optional,	
<p style="text-align: center;">NOTE1: The default value is defined</p> <p>by: <math>\text{Signature Sequence} = (\text{offset} + \text{common E-DCH resource list position}) \bmod 40</math> where "offset" is the value of last occurrence of the IE "Signature Sequence". If "Signature Sequence" was not present in the first instance, "offset" is equal to zero.</p> <p>"common E-DCH resource list position" indicates the Common E-DCH resource Configuration Information number by order of appearance. The value of the "common E-DCH resource list position" is zero for the first instance.</p>					

[0102] The IEs "E-DPCH info" and "Uplink DPCH code info for Common E-DCH" may not be changed compared with the first solution.

[0103] The encoding improvement of each IE present in "Common E-DCH System Info" are independent from other IEs.

[0104] Fig. 4 is a block diagram depicting the base station 12 according to embodiments herein. To support the above downlink control signaling, the base station 12 in some embodiments includes **one or more transmit/receive antennas 402**, along with associated **transmitter (TX) circuit 404** and **receiver (RX) circuit 401**, respectively, and further includes **one or more processing circuits 403**. The processing circuit 403 of the base station 12 encodes system information that indicates available resources of a CB channel relative to other available resources of that CB channel, e.g., relative to the position in which other available resources are indicated in the system information, rather than indicating each resource independently. In some embodiments, for example, the available resources are indicated in an ordered list, and the processing circuit 403 encodes the system information to indicate available resources as a function of their position in the list relative to other resources. This may entail, for instance, suppressing encoding that would directly indicate certain access request preambles. The TX circuit 404 is then configured to broadcast the encoded system information to mobile terminals 10 - 10-N, via transmit antennas 402.

[0105] In some embodiments, the processing circuit 403 is further configured to encode system information that directly indicates access request preambles for one of the CB channels and that indirectly indicates access request preambles for the other CB channel based on or as a function of the directly indicated preambles. The TX circuit 404 then broadcasts this system information much in the same way as described above. This may entail, for instance, suppressing encoding that would directly indicate certain access request preambles.

[0106] Thus, the base station 12 for managing access to a wireless communications network is exemplified in Fig. 4. The base station 12 comprises the processing circuit 403 configured to encode system information indicating the second available resource of the contention based channel relative to the first available resource of the contention based channel. Also, the base station 12 comprise the TX circuit 404 configured to broadcast the system information. The contention based channel in some embodiments corresponds to a random access channel, RACH, or a common Enhanced Dedicated Channel, E-DCH. Furthermore, the system information may be comprised in a System Information Block type 5, SIB5. The second available resource is in some embodiments indicated in an ordered list of resources as a function of a position of the first available resource in the ordered list. The ordered list may define common Enhanced-Dedicated Channel, E-DCH, resources. Each E-DCH Resource may in its turn be defined by an Soffset information element, a Fractional Dedicated Physical Control Channel, F-DPCH, code number information element, and an E-DCH Hybrid Automatic Repeat Request Acknowledgement Indicator Channel, E-HICH, info for common E-DCH information element. In some embodiments the position of the second available resource in the ordered list is defined by a default value in the Soffset information element. The default value may be a function of the position of the second available resource within the ordered list; a function of a "Soffset" value of a previous first available resource; or a function of the position of the second available resource and an offset value. The offset value is an Soffset value of the first available resource. The F-DPCH code number information element may be the same for a maximum of ten common E-DCH resources. In some embodiments the E-HICH info for common E-DCH information element is defined by a channelization code and a signature sequence. A default value of the signature sequence may be a function of the position of the second available resource within the ordered list; a function of a "Signature Sequence" value of a previous first available resource; or a function of the position of the second available resource and the "Signature Sequence" value of a previous first available resource. In some embodiments a channelization code of the second available resource is equal to a channelization code of the first available resource. The second available resource is in some embodiments defined by a value in an

information element of a scrambling code of an uplink Dedicated Physical Control Channel. The value may be a function of the position of the second available resource within the ordered list of common E-DCH resources; a function of a value in an information element of a scrambling code of an uplink Dedicated Physical Control Channel of a previous first available resource or a function of the position of the second available resource and an "Uplink DPCH code info for Common E-DCH" value in the information element of a scrambling code of an uplink Dedicated Physical Control Channel of the previous first available resource.

**[0107]** Fig. 5 is a schematic flow chart depicting a method in a mobile terminal for requesting access to a wireless communication system according to embodiments herein.

**[0108] Step 501.** The mobile terminal receives the broadcasted system information that indicates a first available resource of a contention based channel. In some embodiments the contention based channel corresponds to a random access channel, RACH, or a common Enhanced Dedicated Channel, E-DCH. In some embodiments the received broadcasted system information is comprised in a System Information Block type 5, SIB5.

**[0109] Step 502.** The mobile terminal derives a second available resource of the contention based channel based on the first available resource of the contention based channel. A common E-DCH resource may be defined as an UL scrambling code, an F-DPCH code number and timing offset 'Soffset', E-HICH channelisation codes and signature sequences etc.

**[0110]** In some embodiments the second available resource is indicated in an ordered list of resources as a function of a position of the first available resource in the ordered list.

**[0111]** In some embodiments the ordered list is defining common Enhanced-Dedicated Channel, E-DCH, resources, which each E-DCH Resource is defined by an Soffset information element, an Fractional Dedicated Physical Control Channel, F-DPCH, code number information element, and an E-DCH Hybrid Automatic Repeat Request Acknowledgement Indicator Channel, E-HICH, info for common E-DCH information element.

**[0112]** In some embodiments the position of the second available resource in the ordered list is defined by a default value in the Soffset information element, which default value is a function of the position of the second available resource within the ordered list, a function of a "Soffset" value of a previous first available resource, or a function of the position of the second available resource and an offset value, which offset value is an Soffset value of the first available resource.

**[0113]** In some embodiments the F-DPCH code number information element is the same for a maximum of ten common E-DCH resources.

**[0114]** In some embodiments the E-HICH info for common E-DCH information element is defined by a channelization code and a signature sequence, and a default value of the signature sequence is a function of the position of the second available resource within the ordered list, a function of a "Signature Sequence" value of a previous first available resource, or a function of the position of the second available resource and the "Signature Sequence" value of a previous first available resource.

**[0115]** In some embodiments, a channelization code of the second available resource is equal to a channelization code of the first available resource.

**[0116]** In some embodiments the second available resource is defined by a value in an information element of a scrambling code of an uplink Dedicated Physical Control Channel, which value is a function of the position of the second available resource within the ordered list of common E-DCH resources, a function of a value in an information element of a scrambling code of an uplink Dedicated Physical Control Channel of a previous first available resource or a function of the position of the second available resource and an "Uplink DPCH code info for Common E-DCH" value in the information element of a scrambling code of an uplink Dedicated Physical Control Channel of the previous first available resource.

**[0117]** Consider a specific example in 3GPP specifications, whereby available resources comprise a combination of a power control command channel time slot, a power control command channel coding, and the like, with each component of an available resource being indicated relative to a corresponding component of another available resource.

#### >>Common E-DCH Resource Configuration Information list

**[0118]** This IE is a list which contains all the defined common E-DCH resources. A maximum of 32 common E-DCH resources may be included in this list. For each defined common E-DCH resource, the following IEs are defined:

>>>Soffset

**[0119]** This IE is a MP IE which value ranges between 0 and 9. This value indicates the concrete slot within the F-DPCH in which the power control commands are included for a concrete F-DPCH code.

**[0120]** Instead of being MP, this IE in various embodiments is set as MD. If the IE is not present, "Soffset" takes a default value. The default value is a function of the position of the common E-DCH resource within the list, a function of the "Soffset" value of a previous common E-DCH resource instance, or a function of the position of the common E-DCH

resource and the "Soffset" value of a previous common E-DCH resource instance. The first defined common E-DCH resource would occupy position 0 (or 1). The second defined common E-DCH resource would occupy position 1 (or 2). Similar reasoning would apply with the other defined resources.

**[0121]** A concrete realization would be, for instance, if the "Soffset" value for the first instance of the common E-DCH resource takes a default value and the rest of the common E-DCH resources take a value related to the last instance.

**[0122]** For example, a simple formula is presented below to set default values for each defined common E-DCH resource.

$$\text{Soffset} = (\text{offset} + \text{common E-DCH resource list position}) \bmod 10$$

where "offset" is the value of the last instance of the IE "Soffset". If the IE "Soffset" was not present in the first instance, "offset" is equal to zero.

**[0123]** "common E-DCH resource list position" indicates the Common E-DCH resource Configuration Information number by order of appearance. The value of the "common E-DCH resource list position" may be zero (or one) for the first instance.

**[0124]** If the IE is present, the signaled value overwrites the default value.

*>>>F-DPCH code number*

**[0125]** This IE indicates the code to be used for the F-DPCH.

**[0126]** Instead of being MP, this IE is optional, conditional on value.

**[0127]** If the coding presented for the Soffset is applied, potentially, only three instances of the F-DPCH code number are needed, once for each 10 common E-DCH resources. Hence, in the best configuration, only three instances would need to be present.

**[0128]** Therefore, this IE in various embodiments is set as conditional on value (CV) so that this IE is mandatory present for the first occurrence. Alternatively, it should be mandatory present for the first occurrence or if the default value is equal to zero. Otherwise, this IE is optional. In addition, if this IE is not present, the value is equal to the last occurrence of this IE.

**[0129]** If the IE is present, the signaled value overwrites the default value.

*>>>>E-HICH info*

**[0130]** E-HICH info contains two additional IEs. Changes in this IE would imply impacts in Release 6 and Release 7 of the 3GPP standards. In order to avoid impacts in earlier versions, a new IE may be used instead: "E-HICH info for common E-DCH". Only two IEs would be needed as this feature only applies to FDD.

*>>>E-HICH info for common E-DCH*

*Channelisation code*

**[0131]** This IE may be set as a conditional on value (CV) IE so that the IE is mandatory only for the first instance and optional for the rest of them. If this IE is not present, the value is equal to the last occurrence of this IE.

**[0132]** If the IE is present, the signaled value overwrites the default value.

*Signature sequence*

**[0133]** The value of this IE is a number between 0 and 39. This IE in various embodiments is set as MD. If the IE is not present, "Signature sequence" takes a default value.

**[0134]** The default value is a function of the position of the common E-DCH resource within the list, a function the "Signature Sequence" value of a previous common E-DCH resource instance, or a function of the position of the common E-DCH resource and the "Signature Sequence" value of a previous common E-DCH resource instance. The first defined common E-DCH resource would occupy position 0 (or 1). The second defined common E-DCH resource would occupy position 1 (or 2). Similar reasoning would apply with the other defined resources. A concrete realization may be, for instance, if the "Signature sequence" for the first instance of the common E-DCH resource would take a default value and the rest of the common E-DCH resources would take a value function of the last instance of the IE.

**[0135]** For example, a simple formula is presented below to set default values for each defined common E-DCH

resource in which the IE is not present.

$$\text{Signature Sequence} = (\text{offset} + \text{common E-DCH resource list position}) \bmod 40$$

5 where "offset" is the value of the last occurrence of the IE "Signature Sequence". If "Signature Sequence" was not present in the first instance, "offset" is equal to zero.

[0136] "common E-DCH resource list position" indicates the Common E-DCH resource Configuration Information number by order of appearance. The value of the "common E-DCH resource list position" is zero (or one) for the first instance.

[0137] If the IE is present, the signaled value overwrites the default value.

>>>Uplink DPCH code info for Common E-DCH

15 [0138] Scrambling code number is a MP present value. This IE takes a relative large number of bits for each common E-DCH resource. This IE in some embodiments is changed to conditional on value (CV) instead, avoiding including such a large number of bits per configured common E-DCH resource.

[0139] Conditional on value would mean that this IE is mandatory present for the first occurrence. Otherwise, this IE is optional. In addition, if this IE is not present, the value of the IE is a function of the last instance. For instance, it may be a function of the position of the common E-DCH resource within the list of common E-DCH resources, a function the "Uplink DPCH code info for Common E-DCH" value of a previous common E-DCH resource instance, or a function of the position of the common E-DCH resource and the "Uplink DPCH code info for Common E-DCH" value of a previous common E-DCH resource instance. The following formula illustrates how the default values may be set if the IE is not included:

$$\text{Scrambling code number} = \text{offset} + \text{common E-DCH resource list position}$$

30 where "offset" is the value of the last occurrence of the IE "Scrambling code number". If "offset" was not present in the first instance or occurrence, "offset" is equal to zero.

[0140] "common E-DCH resource list position" indicates the Common E-DCH resource Configuration Information number by order of appearance. The value of the "common E-DCH resource list position" is zero (or 1) for the first instance.

[0141] If the IE is present, the signaled value overwrites the default value.

35 >>E-DPDCH info

*E-DCH minimum set E-TFCI*

[0142] This IE is mandatory default. If this IE is missing, it means that there is no minimum E-TFCI set.

40 [0143] In the case of E-DCH in CELL\_FACH and Idle Mode, the UE shall always send its message, especially CCCH messages. Otherwise, the UE will be blocked and, potentially, the UE will be dropped. It feels obvious that for E-DCH in CELL\_FACH and Idle Mode, the E-DCH minimum set E-TFCI will be always included and it necessary must be a number above zero (E-TFCI index 0 would only let the UE to send the Scheduling Information).

[0144] Therefore, the semantic description may be modified so that for CELL\_FACH and Idle Mode (or for Enhanced Uplink in CELL\_FACH and Idle Mode), if the IE is not included, the E-DCH minimum set E-TFCI is set to a defined value. The only restriction for this value is that the value belongs to the set of values defined in E-TFCI table. The concrete table to be used is indicated in the IE "E-TFCI table index" included also in the IE "E-DPDCH info". As mentioned before, E-TFCI value zero only lets the UE to transmit the Scheduling Information. Therefore, the minimum reasonable E-TFCI value so that the UE may transmit user or higher layers control data is the E-TFCI value 1.

50 [0145] If the IE is present, the signaled values overwrite the default value.

>>PRACH preamble control parameters for Enhanced Uplink

*Available Signatures*

55 [0146] This is a bit string IE and each bit indicates whether a signature is used or not used. The signatures configured for RACH and included in the IE "Available Signatures" present in the IE "PRACH info (for RACH)". These signatures

cannot be used for Enhanced Uplink in CELL\_FACH and Idle Mode. The IE "PRACH info (for RACH)" is included in the IE "PRACH System Information list" which is carried in SIB5. "PRACH System Information list", "PRACH info (for RACH)" and

**[0147]** "Available Signatures" are mandatory present IE. Hence, they will always be included in SIB5.

**[0148]** The IE "Available Signatures" contained in the IE "PRACH preamble control parameters for Enhanced Uplink" is also a mandatory present value; however, in embodiments herein this IE is optional and takes a default value. This default value is the same or a function of another IE, e.g., the "Available Signatures" present in the IE "PRACH info (for RACH)".

**[0149]** As an example, the default value in various embodiments is a "NOT" or "INVERSE" function operation of the bit string values included in "Available Signatures" present in the IE "PRACH info (for RACH)".

**[0150]** An illustrative example is presented to clarify the concept. If the value of the IE "Available Signatures" included in the IE "PRACH info (for RACH)" is: 1111111100000000, then the default value of the IE "Available Signatures" contained in the IE "Common E-DCH System Info" would be the inverse bit operation of (1111111100000000) which is equal to 0000000011111111. Therefore, the IE "available signatures" is set to mandatory default (MD) and the semantics of the description would say that the default value is the inverse bitstring indicated in the IE "Available Signature" in the IE "PRACH Info (for RACH)". In other words, the available signatures for Enhanced Uplink in CELL\_FACH are those signatures which are not used for RACH, unless the IE is present.

**[0151]** Doing so, the base station 12 suppresses including this IE in the IE "PRACH preamble control parameters for Enhanced Uplink" and thereby reduces downlink control signaling. A mobile terminal 18 that does not receive such an IE nevertheless sets the IE to a default value described above. If the IE is present, the signaled values overwrite the default value.

#### *Preamble scrambling code number*

**[0152]** This IE is also included in the IE "PRACH info (for RACH)". Embodiments herein teach that the scrambling code for the common E-DCH be the same as that of the RACH, at least by default. If it would be different, the new Preamble scrambling code number in various embodiments is a function of the Preamble scrambling code number present in the IE "PRACH info (for RACH)". Hence, this IE in some embodiments is MD and by default equal to the IE "Preamble scrambling code number" indicated in the IE "PRACH info (for RACH)," and is otherwise a function of the IE "Preamble scrambling code number" indicated in the IE "PRACH info (for RACH)".

**[0153]** As in the previous case, the base station 12 refrains from including this IE in the IE "PRACH preamble control parameters for Enhanced Uplink" and thereby reduces downlink control signaling. A mobile terminal 18 that does not receive such an IE nevertheless sets the IE to a default value described above. If the IE is present, the signaled values overwrite the default value.

#### *Available Sub Channel Number*

**[0154]** This IE is a bit string. Each bit indicates availability for a sub channel, where the sub channels are numbered from "sub channel 0" to "sub channel 11". The value 1 of a bit indicates that the corresponding sub channel is available and the value 0 indicates that it is not available.

**[0155]** This IE is also included in the IE "PRACH info (for RACH)". This IE in some embodiments is also set to MD. The mandatory default value is a function of the IE "PRACH info (for RACH)".

**[0156]** For example, this IE may be set equal to the IE "Available Sub Channel Number" indicated in the IE "PRACH info (for RACH)". In another approach, the default value may be the INVERSE (or NOT) function of the IE "Available Sub Channel Number" indicated in the IE "PRACH info (for RACH)".

**[0157]** As in the previous case, the base station 12 refrains from including this IE in the IE "PRACH preamble control parameters for Enhanced Uplink" and thereby reduces downlink control signaling. A mobile terminal 18 that does not receive such an IE nevertheless sets the IE to a default value described above. If the IE is present, the signaled values overwrite the default.

**[0158]** Applying the encoding suggested before, the structure of the IE "PRACH preamble control parameters for Enhanced Uplink" and other IEs involved would result in shown below, affected IEs are indicated with underlined text and non-affected IEs are defined in reference to 3GPP Technical Specification (TS) 25.331 section 10 version 10.0.0:

#### **Common E-DCH system info**

5  
10  
15  
20  
25  
30  
35  
40  
45  
50  
55

[0159]

Information Element/Group name	Need	Multi	Type and reference	Semantics description	Version
UL interference for common E-DCH	OP		UL interference 10.3.6.87		REL-8
Common E-DCH MAC-d flows	MP		Common E-DCH MAC-d flows 10.3.5.3b		REL-8
CHOICE mode	MP				REL-8
>FDD					REL-8
>>PRACH preamble control parameters (for Enhanced Uplink)	MP		PRACH preamble control parameters (for Enhanced Uplink) 10.3.6.54a	Control parameters of the physical signal	REL-8
>>Initial Serving grant value	MP		Integer (0..37)	(0..37) indicates E-DCH serving grant index as defined in [15].	REL-8
>>E-DCH Transmission Time Interval	MP		Integer(2, 10)	Unit is ms.	REL-8
>>E-AGCH Info	MP		E-AGCH Info 10.3.6.100		REL-8
>>HARQ info for E-DCH	MP		HARQ info for E-DCH 10.3.5.7d		REL-8
>>Uplink DPCH power control info	MP		Uplink DPCH power control info for Common E-DCH 10.3.6.91a		REL-8
>>E-DPCCH info	MP		E-DPCCH Info 10.3.6.98		REL-8
>>E-DPDCH info	MP		E-DPDCH info 10.3.6.99		REL-8
>>F-DPCH TPC command error rate target	MP		Real (0.01..0.1 by step of 0.01).	Downlink F-DPCH information. The actual value of dl-FDPCCH-TPCcommandErrorRate = IE value * 0.01	REL-8
>>Additional E-DCH transmission back off	MP		Integer (0..15)	In terms of TTIs.	REL-8

(continued)

Information Element/Group name	Need	Multi	Type and reference	Semantics description	Version
>>Maximum E-DCH resource allocation for CCCH	MP		Enumerated (8, 12, 16, 24, 32, 40, 80, 120)	In terms of TTIs.	REL-8
>>Maximum period for collision resolution phase	MP		Integer (8..24)	In terms of TTIs.	REL-8
>>E-DCH transmission continuation back off	MP		Enumerated (0, 8, 16, 24, 40, 80, 120, infinity)	In terms of TTIs. If set to "infinity", implicit common E-DCH resource release is disabled.	REL-8
>>ACK/NACK support on HS-DPCCH	MP		Boolean	TRUE indicates that HS-DPCCH shall be used when a common E-DCH resource is allocated to the UE for DTCH/DCCH transmission after collision resolution. FALSE indicates that HS-DPCCH shall not be used	REL-8
>>Measurement Feedback Info	OP		Measurement Feedback Info 10.3.6.40a		REL-8
>>Common E-DCH Resource Configuration information list	MP	1 to <maxEDCHs>			REL-8
>>>Soffset	MD		Integer(0..9)	(0..9) indicates symbol offset as defined in [261] Note3	REL-8
>>>F-DPCH Code number	CV-Short		Integer (0..255)	If this IE is not present, the value is equal to the last occurrence of this IE.	REL-8
>>>E-RGCH Information	OP		E-RGCH Info 10.3.6.102		REL-8
>>>E-HICH info for common E-DCH	MP		E-HICH info for common E-DCH 10.3.6.1xx		REL-8
>>>Uplink DPCH code info	MP	DPCH	Uplink DPCH code info for Common E-DCH 10.3.6.87b		REL-8
>TDD					REL-8

5  
10  
15  
20  
25  
30  
35  
40  
45  
50  
55

(continued)

Information Element/Group name	Need	Multi	Type and reference	Semantics description	Version
>>CHOICE TDD option	MP				REL-8
>>>7.68 Mcps TDD			NULL		REL-8
>>>3.84 Mcps TDD			NULL		REL-8
>>>1.28 Mcps TDD					REL-8
>>>>E-RUCCH Info	MP		E-RUCCH Info 1.28 Mcps TDD 10.3.6.103a		REL-8
>>>>E-PUCH info	MP		E-PUCH Info 1.28 Mcps TDD 10.3.6.104a	Note1	REL-8
>>>>E-HICH info	MP		E-HICH info 1.28 Mcps TDD 10.3.6.101a	Note1	REL-8
>>>>E-AGCH Info	MP		E-AGCH Info 1.28 Mcps TDD 10.3.6.100a	Note1	REL-8
>>>>HARQ info for E-DCH	MP		HARQ info for E-DCH 10.3.5.7d		REL-8
>>>>CCCH transmission info	MP			Note2	REL-8
>>>>>Common E-RNTI info	MP		Common E-RNTI info 10.3.3.7a		REL-8
>>>>>HARQ maximum number of retransmissions	MP		Integer (0..7)		REL-8
>>>>>HARQ retransmission timer	MP		Enumerated (10,15,20, 25, 30, 35,40, 45, 50,55, 60,65, 70, 75, 80, 85, 90, 95, 100, 110, 120, 140, 160)	Unit: ms	REL-8
>>>>>HARQ power offset	MP		Integer(0..6)		REL-8

5  
10  
15  
20  
25  
30  
35  
40  
45  
50  
55

(continued)

Information Element/Group name	Need	Multi	Type and reference	Semantics description	Version
<b>Condition</b>					
<b>Explanation</b>					
<i>Short</i>	This IE is mandatory present for the first occurrence. Otherwise, this IE is optional.				
NOTE1: These IEs correspond to the HS-DSCH configuration for CELL_FACH, CELL_PCH and URA_PCH state on primary frequency, the configuration on secondary frequency is signalled to UE via dedicated signalling.					
NOTE2: These IEs correspond to CCCH transmission configuration for CELL_FACH state on the primary frequency and secondary frequency.					
NOTE3: The default value is defined by: $\text{Soffset} = (\text{offset} + \text{common E-DCH resource list position}) \bmod 10$ where "offset" is the value of the last instance of the IE "common E-DCH resource list position". If the IE "Soffset" was not present in the first instance, "offset" is equal to zero. The value of the "common E-DCH resource list position" indicates the Common E-DCH resource Configuration Information number by order of appearance. The value of the "common E-DCH resource list position" is zero for the first instance.					

>>E-DPDCH Info

[0160]

Information Element/Group name	Need	Multi	Type and reference	Semantics description	Version
E-TFCI table index	MP		Integer (0..1)	Indicates which standardised E-TFCI TB size table shall be used. See Note 3.	REL-6
<u>E-DCH minimum set E-TFCI</u>	<u>MD</u>		<u>Integer (0..127)</u>	<u>See [15]; Absence means no E-DCH minimum set. In CELL FACH and Idle Mode, the default value is 1.</u>	<u>REL-6</u>
Reference E-TFCIs	MP	1 to 8		See [29]	REL-6
>Reference E-TFCI	MP		Integer (0..127)		REL-6
>Reference E-TFCI PO	MP		Integer (0..29,	Refer to quantization of the power offset in [28]	REL-6
			30, 31)	Values 30 and 31 are only used for E-TFCI > ETFCI Boost	REL-7
Minimum reduced E-DPDCH gain factor	OP		Enumerated (8/15, 11/15, 15/15, 21/15, 30/15, 42/15, 60/15, 84/15)	$\beta_{ed,k, reduced, min}$ [29]; the default value is 8/15. If the configurable reduced E-DPDCH gain factor is not supported by the UE, the default value is used.	REL-8
Maximum channelisation codes	MP		Enumerated (sf256, sf128, sf64, sf32, sf16, sf8, sf4, 2sf4, 2sf2, 2sf2and2sf4)		REL-6
PL <sub>non-max</sub>	MP		Real (0.44 ..1.0 by step of 0.04)	As defined in [27]	REL-6
Scheduling Information Configuration	MP				REL-6
>Periodicity for Scheduling Info - no grant	MD		Enumerated (everyEDCHT T1,4,10,20,50, 100,200, 500,1 000)	Values in ms. Default value is "no report" NOTE 1.	REL-6
>Periodicity for Scheduling Info - grant	MD		Enumerated (everyEDCHT T1,4,10,20,50, 100,200,500,1 000)	Values in ms. Default value is "no report" NOTE 1.	REL-6
>Power Offset for Scheduling Info	MP		Integer (0..6)	Only used when no MACd PDUs are included in the same MACe PDU. Unit is in dB.	REL-6
3-Index-Step Threshold	MD		Integer (0..37)	Refers to an index in the "SG-Table" (see [15]). Default value is 0. NOTES 2, 3.	REL-6
2-Index-Step Threshold	MD		Integer (0..37)	Refers to an index in the "SG-Table" (see [15]). Default value is 0. NOTES 2, 3.	REL-6

EP 2 622 929 B1

(continued)

Information Element/Group name	Need	Multi	Type and reference	Semantics description	Version
<p>NOTE 1: If the Periodicity is set to 4ms and the E-DCH TTI is set to 10ms, the UE shall interpret the periodicity value as 10ms.</p> <p>NOTE 2: If the 3-index-Step Threshold value is greater than 2-index-Step Threshold, the UE behaviour is unspecified.</p> <p>NOTE 3: If the UE is operating in 16QAM mode, the value of "E-TFCI table index" is increased by 2, and indices in the SG-Table refer to Scheduling Grant Table 2 in [15].</p>					

>>>E-HICH Info for Common E-DCH

[0161]

Information Element/Group name	Need	Multi	Type and reference	Semantics description	Version
<u>Channelisation Code</u>	<u>CV-Short</u>		<u>Integer (0..127)</u>	If this IE is not present, the value is equal to the last occurrence of this IE.	<u>REL-8</u>
<u>Signature Sequence</u>	<u>MD</u>		<u>Integer (0..39)</u>	<u>Note1</u>	<u>REL-8</u>
<i>Short</i>			This IE is mandatory present for the first occurrence. Otherwise, this IE is optional.		
<p>NOTE1: The default value is defined by: <math>\text{Signature Sequence} = (\text{offset} + \text{common E-DCH resource list position}) \bmod 40</math> where "offset" is the value of the last occurrence of the IE "Signature Sequence". If "Signature Sequence" was not present in the first occurrence, "offset" is equal to zero.</p> <p>"common E-DCH resource list position" indicates the Common E-DCH resource Configuration Information number by order of appearance. The value of the "common E-DCH resource list position" is zero for the first instance.</p>					

>>>Uplink DPCH code info for Common E-DCH

[0162]

Information Element/Group name	Need	Multi	Type and reference	Semantics description	Version
Scrambling code type	MP		Enumerated( short, long)		REL-8
<u>Scrambling code number</u>	<u>CV-Short</u>		<u>Integer(0..16777215)</u>	<u>Note1</u>	<u>REL-8</u>
<b>Condition</b>			<b>Explanation</b>		

EP 2 622 929 B1

(continued)

Condition	Explanation
Short	This IE is mandatory present for the first occurrence. Otherwise, this IE is optional.
<p style="text-align: center;">NOTE1: If this IE is not included, the value is given            by: <math>\text{Scrambling code number} = \text{offset} + \text{common E-DCH resource list position}</math> where            "offset" is the value of the last occurrence of the IE "scrambling code number". If the IE "scrambling code number" is not present in the first occurrence, "offset" is equal to zero. "common E-DCH resource list position" indicates the Common E-DCH resource Configuration Information number by order of appearance. The value of the "common E-DCH resource list position" is zero for the first instance.</p>	

15 **[0163]** As stated above the mobile terminal 10 may derive access request preambles for the one CB channel, e.g., the non-legacy CB channel, such as the E-DCH, based on or as a function of directly indicated access request preambles for another CB channel, e.g. the legacy channel such as the RACH. The changed IEs are indicated with underlined text:

>>PRACH preamble control parameters (for Enhanced Uplink)

20 **[0164]**

Information Element/Group name	Need	Multi	Type and reference	Semantics description	Version
<u>Available Signature</u>	MD		Bit string(16)	The default value is the inverse bitstring indicated in the IE "Available Signature" in the IE "PRACH Info (for RACH)". Each bit indicates availability for a signature. Each available signature on the AICH is associated with one Common E-DCH Resource Configuration in the "Common E-DCH resource configuration information list".	REL-8
E-AI Indication	MP		BOOLEAN	TRUE: E-AIs are in use on the AICH. FALSE: E-AIs are not in use on the AICH.	REL-8
<u>Preamble scrambling code number</u>	MD		Integer (0 . 15)	The default value is the value indicated in the IE "Preamble scrambling code number" in the IE "PRACH Info (for RACH)". Identification of scrambling code, see [28]	REL-8
<u>Available Sub Channel Number</u>	MD		Bit string(12)	The default value is the same value indicated in the IE "Available Signatures" in the IE "PRACH system information list". Each bit indicates availability for a subchannel, where the subchannels are numbered "subchannel 0" to "subchannel 11". The value 1 of a bit indicates that the corresponding subchannel is available and the value 0 indicates that it is not available.	REL-8
PRACH partitioning	MD		PRACH partitioning 10.3.6.53	Default value is the value of "PRACH partitioning" in the first occurrence in list "PRACH system information list" in SIB5 or SIB5bis.	REL-8

EP 2 622 929 B1

(continued)

Information Element/Group name	Need	Multi	Type and reference	Semantics description	Version
Persistence scaling factors	OP		Persistence scaling factors 10.3.6.48	This IE shall not be present if only ASC 0 and ASC 1 are defined. If this IE is absent, default value is the value of "Persistence scaling factors" in the first occurrence in list "PRACH system information list" in SIB5 or SIB5 bis, if value exists	REL-8
AC-to-ASC mapping	MD		AC-to-ASC mapping 10.3.6.1	Default value is the value of "AC-to-ASC mapping" in the first occurrence in list "PRACH system information list" in SIB5 or SIB5bis.	REL-8
Primary CPICH TX power	MD		Primary CPICH TX power 10.3.6.61	Default value is the value of "Primary CPICH TX power" in the first occurrence in list "PRACH system information list" in SIB5 or SIB5bis.	REL-8
Constant value	MD		Constant value 10.3.6.11	Default value is the value of "Constant value" in the first occurrence in list "PRACH system information list" in SIB5 or SIB5bis	REL-8
PRACH power offset	MD		PRACH power offset 10.3.6.54	Default value is the value of "PRACH power offset" in the first occurrence in list "PRACH system information list" in SIB5 or SIB5bis	REL-8
PRACH transmission parameters	MD		RACH transmission parameters 10.3.6.67	Default value is the value of "RACH transmission parameters" in the first occurrence in list "PRACH system information list" in SIB5 or SIB5bis.	REL-8
AICH info	MD		AICH info 10.3.6.2	Default value is the value of "AICH info" in the first occurrence in list "PRACH system information list" in SIB5 or SIB5bis.	REL-8
Power offset P <sub>p-e</sub>	MP		Integer(-5..10)	In dB. Power offset between the last transmitted preamble and the initial DPCCH transmission as defined in [26]	REL-8

[0165] The encoding code, e.g. ASN 1 code, may be updated as it follows only relevant IEs have been added:

40

45

50

55



**EP 2 622 929 B1**

-- The field 'dummy' shall be marked absent in SysInfoType5 and SysInfoType5bis. A failure to comply with this requirement may prevent the UE to receive any service in the cell.

```

5  The UE
    -- may treat the cell as barred.
    dummy          SEQUENCE {}          OPTIONAL
}

SysInfoType5-v8c0ext-IEs ::= SEQUENCE (
10  commonEDCHSystemInfo          CommonEDCHSystemInfo          OPTIONAL

PRACH-PreambleForEnhancedUplink ::= SEQUENCE (
15  availableSignatures          AvailableSignatures          OPTIONAL,
    e-ai-Indication              BOOLEAN,
    preambleScramblingCodeWordNumber PreambleScramblingCodeWordNumber OPTIONAL,
    availableSubChannelNumbers    AvailableSubChannelNumbers  OPTIONAL,
    prach-Partitioning            PRACH-Partitioning-r7      OPTIONAL,
    persistenceScalingFactorList  PersistenceScalingFactorList OPTIONAL,
    ac-To-ASC-MappingTable        AC-To-ASC-MappingTable     OPTIONAL,
    primaryCPICH-TX-Power         PrimaryCPICH-TX-Power      OPTIONAL,
    constantValue                 ConstantValue               OPTIONAL,
20  prach-PowerOffset             PRACH-PowerOffset         OPTIONAL,
    rach-TransmissionParameters   RACH-TransmissionParameters OPTIONAL,
    aich-Info                      AICH-Info                  OPTIONAL,
    powerOffsetPp-e               INTEGER (-5..10)
}

25  Common-E-DCH-ResourceInfoList ::= SEQUENCE (
    s-offset                      INTEGER (0..9)              OPTIONAL,
    f-dpch-ChannelisationCodeNumber INTEGER (0..255)           OPTIONAL,
    e-RGCH-Information             E-RGCH-Information         OPTIONAL,
    e-high-Info                    E-HICH-Information-CommonEdch,
    ul-DPCH-CodeInfoForCommonEDCH UL-DPCH-CodeInfoForCommonEDCH
30  }

UL-DPCH-CodeInfoForCommonEDCH ::= SEQUENCE (
    ul-DPCCHscramblingCodeType    ScramblingCodeType,
    ul-DPCCHscramblingCode        UL-ScramblingCode          OPTIONAL
35  }

E-HICH-Information-CommonEdch ::= SEQUENCE (
    channelisationCode             E-HICH-ChannelisationCode
40  OPTIONAL,
    signatureSequence              E-HICH-RGCH-SignatureSequence
    OPTIONAL
)

```

**[0166]** In some embodiments, a second approach may be taken to provide a backward compatible solution.

**[0167]** In this case a new IE needs to be added in SIB5, "Common E-DCH System Info Short", for instance. This new IE may comprise the new encoding.

**[0168]** The tabular of SIB5 would be as follows:

**System Information Block type 5 and 5bis**

**[0169]**

Information Element/Group name	Need	Multi	Type and reference	Semantics description	Version
SIB6 Indicator	MP		Boolean	TRUE indicates that SIB6 is broadcast in the cell.	

EP 2 622 929 B1

(continued)

	Information Element/Group name	Need	Multi	Type and reference	Semantics description	Version
5					When the UE receives SIB5 in the System Information Container message, this IE is interpreted as FALSE	
10	<b>PhyCH information elements</b>					
15	PICH Power offset	MP		PICHPoweroffset 10.3.6.50	If the cell is operating in MBSFN mode as indicated in subclause 8.1.1.6.3 the UE behaves as if this IE would not have been received.	
20	CHOICE mode	MP				
	>FDD					
25	>>AICH Power offset	MP		AICHPoweroffset 10.3.6.3	If the cell is operating in MBSFN mode as indicated in subclause 8.1.1.6.3 the UE behaves as if this IE would not have been received.	
	>TDD					
30	>>PUSCH system information	OP		PUSCH system information 10.3.6.66	If the cell is operating in MBSFN mode as indicated in subclause 8.1.1.6.3 the UE behaviour upon reception of this IE is unspecified.	
35	>>PUSCH system information VHCR	OP		PUSCH system information VHCR 10.3.6.66 a	Only for 7.68 Mcps TDD If the cell is operating in MBSFN mode as indicated in subclause 8.1.1.6.3 the UE behaviour upon reception of this IE is unspecified.	REL-7
40	>>PDSCH system information	OP		PDSCH system information 10.3.6.46	If the cell is operating in MBSFN mode as indicated in subclause 8.1.1.6.3 the UE behaviour upon reception of this IE is unspecified.	
45	>>TDD open loop power control	MP		TDD open loop power control 10.3.6.79	If the cell is operating in MBSFN mode as indicated in subclause 8.1.1.6.3 the UE behaves as if this IE would not have been received.	
	Primary CCPCH info	OP		Primary CCPCH info 10.3.6.57	Note 1 I	
50	PRACH system information list	MP		PRACH system information list 10.3.6.55	If the cell is operating in MBSFN mode as indicated in subclause 8.1.1.6.3 the UE behaves as if this IE would not have been received.	
55	Common E-DCH system info	OP		Common E-DCH system info 10.3.6.9a		REL-8

EP 2 622 929 B1

(continued)

	Information Element/Group name	Need	Multi	Type and reference	Semantics description	Version
5	<u>Common E-DCH system info short</u>	OP		<u>Common E-DCH system info short</u> 10.3.6.9b		REL-8
10	Secondary CCPCH system information	MP		Secondary CCPCH system information 10.3.6.72	Note 2 If the cell is operating in MBSFN mode as indicated in subclause 8.1.1.6.3 the UE behaves as if this IE would not have been received.	
15	CBS DRX Level 1 information	CV-CTCH		CBS DRX Level 1 information 10.3.8.3		
20	Frequency band indicator	OP		Frequency band indicator 10.3.6.35 b		REL-6
25	Frequency band indicator 2	OP		Frequency band indicator 2 10.3.6.35 c		REL-6
30	HSDPA cell Indicator	MD		Enumerated (HSDPA Capable Cell)	Default is 'HSDPA capability not indicated'. 'HSDPA Capable Cell' means that the UE may consider this cell as part of the HSDPA coverage area for display indication only. This indication shall not be used for any other purpose. If the cell is operating in MBSFN mode as indicated in subclause 8.1.1.6.3 the UE behaves as if this IE would not have been received.	REL-6
35	E-DCH cell Indicator	MD		Enumerated (E-DCH Capable Cell)	Default is 'E-DCH capability not indicated'. 'E-DCH Capable Cell' means that the UE may consider this cell as part of the E-DCH coverage area for display indication only. This indication shall not be used for any other purpose. If the cell is operating in MBSFN mode as indicated in subclause 8.1.1.6.3 the UE behaves as if this IE would not have been received.	REL-6
40						
45						
50	Secondary CCPCH system information MBMS	OP		Secondary CCPCH system information MBMS 10.3.6.72 a	Included if MCCH is on an S-CCPCH used only for MBMS. Note 2	REL-6
55	CHOICE mode	OP				REL-7

EP 2 622 929 B1

(continued)

	Information Element/Group name	Need	Multi	Type and reference	Semantics description	Version
5	>FDD					REL-7
10	>>HS-DSCH common system information	MP		HS-DSCH common system information 10.3.6.36 c	Included if cell supports HS-DSCH reception in CELL_FACH and during IDLE to RRC Connection state transition.	REL-7
15	>>HS-DSCH paging system information	OP		HS-DSCH paging system information 10.3.6.36 d	Included if cell supports for UEs in RRC Connected state paging message reception on HS-DSCH.	REL-7
	>TDD					REL-7
20	>>HS-DSCH common system information	MP		HS-DSCH common system information 1.28Mcps TDD 10.3.6.36 ca	Included if cell supports HS-DSCH reception in CELL_FACH and during IDLE to RRC Connection state transition.	REL-8
25	>>HS-DSCH paging system information	OP		HS-DSCH paging system information 1.28Mcps TDD 10.3.6.36 da	Included if cell supports for UEs in RRC Connected state paging message reception on HS-DSCH.	REL-8
30	TDD MBSFN information	OP		TDD MBSFN Information 10.3.6.78 b	TDD only: included only if some timeslots are designated to MBSFN.	REL-7
35	HS-DSCH DRX in CELL_FACH Information	OP		HS-DSCH DRX in CELL_FACH Information 10.3.6.36 q		REL-8
40	HS-DSCH DRX in CELL_FACH Information 1.28 Mcps TDD	OP		HS-DSCH DRX in CELL_FACH Information 1.28 Mcps TDD 10.3.6.36 h		REL-8
45	Second Frequency info	OP		Integer (0 .. 16383)	Note 3	REL-8
50	Treset Usage Indicator	OP		Enumerated (TRUE)	Only for 1.28 Mcps TDD. The presence of this IE means the timer Treset is not valid when the dedicated H-RNTI is configured in CELL_FACH and CELL_PCH.	REL-8
	UpPCH Position Info	CV-Frequency		Integer (0 .. 127)	Only for 1.28 Mcps TDD.	REL-8

[0170] The new IE may then be defined as follows:

55

**Common E-DCH system info short**

[0171] NOTE: Only for FDD.

5  
10  
15  
20  
25  
30  
35  
40  
45  
50  
55

Information Element/Group name	Need	Multi	Type and reference	Semantics description	Version
UL interference for common E-DCH	CV-Optional		UL interference 10.3.6.87		REL-8
Common E-DCH MAC-d flows	CV-Mandatory		Common E-DCH MAC-d flows 10.3.5.3b		REL-8
PRACH preamble control parameters (for Enhanced Uplink)	CV-Mandatory		PRACH preamble control parameters (for Enhanced Uplink) 10.3.6.54a	Control parameters of the physical signal.	REL-8
Initial Serving grant value	CV-Mandatory		Integer (0..37)	(0..37) indicates E-DCH serving grant index as defined in [15].	REL-8
E-DCH Transmission Time Interval	CV-Mandatory		Integer(2,10)	Unit is ms.	REL-8
E-AGCH Info	CV-Mandatory		E-AGCH Info 10.3.6.100		REL-8
HARQ info for E-DCH	CV-Mandatory		HARQ info for E-DCH 10.3.5.7d		REL-8
Uplink DPCH power control info	CV-Mandatory		Uplink DPCH power control info for Common E-DCH 10.3.6.91a		REL-8
E-DPCCH info	CV-Mandatory		E-DPCCH Info 10.3.6.98		REL-8
E-DPDCH info	CV-Mandatory		E-DPDCH info 10.3.6.99		REL-8
F-DPCH TPC command error rate target	CV-Mandatory		Real (0.01..0.1 by step of 0.01).	Downlink F-DPCH information. The actual value of dl-FDPCH-TPCcommandErrorRate = IE value * 0.01	REL-8
Additional E-DCH transmission back off	CV-Mandatory		Integer (0..15)	In terms of TTIs.	REL-8
Maximum E-DCH resource allocation for CCCH	CV-Mandatory		Enumerated (8, 12, 16, 20, 24, 32, 40, 80)	In terms of TTIs.	REL-8

(continued)

Information Element/Group name	Need	Multi	Type and reference	Semantics description	Version
Maximum period for collision resolution phase	CV-Mandatory		Integer (8..24)	In terms of TTIs.	REL-8
E-DCH transmission continuation back off	CV-Mandatory		Enumerated (0, 4, 8, 16, 24, 40, 80, infinity)	In terms of TTIs. If set to "infinity", implicit common E-DCH resource release is disabled.	REL-8
ACK/NACK support on HS-DPCCH	CV-Mandatory		Boolean	TRUE indicates that HS-DPCCH shall be used when a common E-DCH resource is allocated to the UE for DTCH/DCCH transmission after collision resolution. FALSE indicates that HS-DPCCH shall not be used	REL-8
Measurement Feedback Info	CV-Optional		Measurement Feedback Info 10.3.6.40a		REL-8
Common E-DCH Resource Configuration information list	MP	1 to <maxEDCHs>			REL-8
>Soffset	MD		Integer(0..9)	(0..9) indicates symbol offset as defined in [26] Note3	REL-8
>F-DPCH Code number	CV-Short		Integer (0..255)	If this IE is not present, the value is equal to the last occurrence of this IE.	REL-8
>E-RGCH Information	CV-Short		E-RGCH Info 10.3.6.102		REL-8
>E-HICH info for common E-DCH	MD		E-HICH info for common E-DCH 10.3.6.1 xx		REL-8
>Uplink DPCH code info	MD		Uplink DPCH code info for Common E-DCH 10.3.6.87b		REL-8
<b>Condition</b>					
<b>Explanation</b>					
<b>Optional</b>	If the IE "Common E-DCH System Info" is present, the value of the IE is the same value of corresponding IE in the IE "Common E-DCH system info". Otherwise, this IE is optional.				

5  
10  
15  
20  
25  
30  
35  
40  
45  
50  
55

(continued)

Condition	Explanation
<i>Short</i>	This IE is mandatory present for the first occurrence. Otherwise, this IE is optional.
<i>Mandatory</i>	If the IE "Common E-DCH System Info" is present, the value of the IE is the same value of the corresponding IE in the IE "Common E-DCH System Info". Otherwise, this IE is mandatory present.
NOTE1: These IEs correspond to the HS-DSCH configuration for CELL_FACH, CELL_PCH and URA_PCH state on primary frequency, the configuration on secondary frequency is signalled to UE via dedicated signalling. NOTE2: These IEs correspond to CCCH transmission configuration for CELL_FACH state on the primary frequency and secondary frequency. NOTE3: The default value is defined by: $\text{Soffset} = (\text{offset} + \text{common E-DCH resource list position}) \bmod 10$ where "offset" is the value of the last instance of the IE "Soffset". If the IE "Soffset" was not present in the first instance, "offset" is equal to zero. "common E-DCH resource list position" indicates the Common E-DCH resource Configuration Information number by order of appearance. The value of the "common E-DCH resource list position" is zero for the first instance.	

[0172] Additional conditions may be placed in other to reduce the signalling in case the IE "Common E-DCH System Info" is included. The affected IEs are underlined below:

**PRACH preamble control parameters (for Enhanced Uplink)**

5

[0173]

10

15

20

25

30

35

40

45

50

55

Information Element/Group name	Need	Multi	Type and reference	Semantics description	Version
<u>Available Signature</u>	<u>MD</u>		<u>Bit string(16)</u>	The default value is the inverse bitstring indicated in the IE "Available Signature" in the IE "PRACH Info (for RACH)". Each bit indicates availability for a signature. Each available signature on the AICH is associated with one Common E-DCH Resource Configuration in the "Common E-DCH resource configuration information list".	<u>REL-8</u>
E-AI Indication	MP		BOOLEAN	TRUE: E-AIs are in use on the AICH. FALSE: E-AIs are not in use on the AICH.	REL-8
<u>Preamble scrambling code number</u>	<u>MD</u>		<u>Integer (0 . 15)</u>	The default value is the value indicated in the IE "Preamble scrambling code number" in the IE "PRACH Info (for RACH)". Identification of scrambling code, see [28]	<u>REL-8</u>
<u>Available Sub Channel Number</u>	<u>MD</u>	the	<u>Bit string(12)</u>	The default value is same value indicated in the IE "Available Signatures" in the IE "PRACH system information list". Each bit indicates availability for a subchannel, where the subchannels are numbered "subchannel 0" to "subchannel 11". The value 1 of a bit indicates that the corresponding subchannel is available and the value 0 indicates that it is not available.	<u>REL-8</u>
PRACH partitioning	MD		PRACH partitioning 10.3.6.53	Default value is the value of "PRACH partitioning" in the first occurrence in list "PRACH system information list" in SIB5 or SIB5bis.	REL-8
Persistence scaling factors	OP		Persistence scaling factors 10.3.6.48	This IE shall not be present if only ASC 0 and ASC 1 are defined. If this IE is absent, default value is the value of "Persistence scaling factors" in the first occurrence in list "PRACH system information list" in SIB5 or SIB5bis, if value exists	REL-8
AC-to-ASC mapping	MD		AC-to-ASC mapping 10.3.6.1	Default value is the value of "AC-to-ASC mapping" in the first occurrence in list "PRACH system information list" in SIB5 or SIB5bis.	REL-8
Primary CPICH TX power	MD		Primary CPICH TX power 10.3.6.61	Default value is the value of "Primary CPICH TX power" in the first occurrence in list "PRACH system information list" in SIB5 or SIB5bis.	REL-8
Constant value	MD		Constant value 10.3.6.11	Default value is the value of "Constant value" in the first occurrence in list "PRACH system information list" in SIB5 or SIB5bis	REL-8

EP 2 622 929 B1

(continued)

Information Element/Group name	Need	Multi	Type and reference	Semantics description	Version
PRACH power offset	MD		PRACH power offset 10.3.6.54	Default value is the value of "PRACH power offset" in the first occurrence in list "PRACH system information list" in SIB5 or SIB5bis	REL-8
PRACH transmission parameters	MD		RACH transmission parameters 10.3.6.67	Default value is the value of "RACH transmission parameters" in the first occurrence in list "PRACH system information list" in SIB5 or SIB5bis.	REL-8
AICH info	MD		AICH info 10.3.6.2	Default value is the value of "AICH info" in the first occurrence in list "PRACH system information list" in SIB5 or SIB5bis.	REL-8
Power offset P <sub>p-e</sub>	MP		Integer(-5..10)	In dB. Power offset between the last transmitted preamble and the initial DPCCCH transmission as defined in [26]	REL-8

E-HICH Info Common for E-DCH

[0174]

Information Element/Group name	Need	Multi	Type and reference	Semantics description	Version
<u>Channelisation Code</u>	<u>CV-Short</u>		<u>Integer (0..127)</u>	For the first occurrence, if this IE is not present, the value of this IE is the value of last occurrence of the IE "Channelisation Code" present in the IE "Common E-DCH system info". For subsequent occurrences, if the IE is not present, the value is equal to the last occurrence of this IE.	<u>REL-8</u>
<u>Signature Sequence</u>	<u>MD</u>		<u>Integer (0..39)</u>	<u>Note1</u>	<u>REL-8</u>

(continued)

Information Element/Group name	Need	Multi	Type and reference	Semantics description	Version
<i>Short</i>				If the IE "Common E-DCH system info" is not present, this IE is mandatory present for the first occurrence. Otherwise, this IE is optional,	
<p>NOTE1: The default value is defined by: <math>\text{Signature Sequence} = (\text{offset} + \text{common E-DCH resource list position}) \bmod 40</math> where "offset" is the value of last occurrence of the IE "Signature Sequence". If "Signature Sequence" was not present in the first instance, "offset" is equal to zero.</p> <p>"common E-DCH resource list position" indicates the Common E-DCH resource Configuration Information number by order of appearance. The value of the "common E-DCH resource list position" is zero for the first instance.</p>					

[0175] The IEs "E-DPCH info" and "Uplink DPCH code info for Common E-DCH" would not be changed compared with the first solution.

[0176] The encoding improvement of each IE present in "Common E-DCH System Info" are independent from other IEs.

[0177] **Step 503.** The mobile terminal 10 transmits an access request preamble mapped to the second available resource. Thus, the mobile terminal 10 requests access to the wireless communication system. In some embodiments the mobile terminal randomly selects the access request preamble. Furthermore, the mobile terminal 10 may, when receiving an acknowledgement of the transmitted access request preamble, transmit uplink data on the contention based channel using the second available resource.

[0178] The processing at the mobile terminal 10 may additionally include receiving system information that directly indicates the access request preambles for a first contention-based uplink channel. Processing continues to deriving the access request preambles for a second contention-based uplink channel based on or as a function of the directly indicated preambles. In one or more embodiments, processing further includes randomly selecting one of the derived access request preambles, and then transmitting the selected preamble to request access to the second contention-based uplink channel.

[0179] **Fig. 6** is a block diagram depicting the mobile terminal 10 according to embodiments herein. The mobile terminal 10 is configured to generally perform the method illustrated in Fig. 5. The mobile terminal 10 may include **one or more transmit/receive antennas 601**, along with associated **transmitter (TX) circuit 602** and **receiver (RX) circuit 603**, respectively, and includes **one or more processing circuits 604**. The RX circuit 603 is configured to receive from the base station 12, via the receive antennas 601, broadcasted system information that indicates a first available resource of a CB channel. The processing circuit 604 of the mobile terminal 10 may be configured to then derive information for a second available resource of the CB channel based on or as a function of the first. This may entail, for instance, deriving information for the second available resource according to a pre-determined rule that defines the second resource as a function of the first resource, e.g. as a function of the first resource's position within an ordered list describing the resources. The processing circuit 604 may optionally in some embodiments randomly select an access request preamble corresponding to a second available resource of a contention-based uplink channel. The TX circuit 602 may then transmit selected preamble, and the RX circuit 603 may receive a positive acknowledgement. Whether or not performed responsive to the transmitted selected preamble, the processing circuit 604 may derive system information for a second available resource of the second contention-based channel, e.g. uplink channel, based on or as a function of the first available resource. Finally, TX circuit 602 may in various embodiments conclude with transmitting uplink data on the second contention-based uplink channel using the second available resource.

[0180] In some embodiments, the system information received may directly indicate the access request preambles for one channel, e.g., the legacy CB channel such as a RACH. The processing circuits 604 may then be configured to derive the access request preambles for the other channel, e.g., the non-legacy CB channel, such as an E-DCH, based on or as a function of the directly indicated preambles. In some embodiments, the processing circuits 604 are further configured to randomly select from amongst the derived access request preambles, whereupon the TX circuit 602 is configured to transmit the selected preamble to the base station 12, in order to request access to the associated CB channel.

[0181] In Fig. 6, the mobile terminal receives system information that indicates a first available resource of the second contention-based uplink channel. In some embodiments the processing circuit may optionally include randomly select an access request preamble corresponding to a second available resource of the second contention-based uplink channel, transmitting the selected preamble, and receiving a positive acknowledgement. The processing circuit 604 then

derives system information for a second available resource of the second contention-based uplink channel based on or as a function of the first available resource. Finally, processing circuit 604 may in various embodiments conclude with transmitting uplink data on the second contention-based uplink channel using the second available resource via the TX circuit 602.

5 **[0182]** Thus, the mobile terminal 10 for requesting access to the wireless communication system comprises the receiver circuit 603 configured to receive broadcasted system information that indicates the first available resource of the contention based channel. The mobile terminal 10 further comprises the processing circuit 604 configured to derive the second available resource of the contention based channel based on the first available resource of the contention based channel. The processing circuit 604 may further be configured to transmit an access request preamble mapped to the  
 10 second available resource. The processing circuit 604 is in some embodiments further configured to randomly select the access request preamble. Furthermore, the processing circuit 604 may be further configured to, when receiving an acknowledgement of the transmitted access request preamble, transmit uplink data on the contention based channel using the second available resource. In some embodiments the contention based channel corresponds to a random access channel, RACH, or a common Enhanced Dedicated Channel, E-DCH. The received broadcasted system information may be comprised in a System Information Block type 5, SIB5. The second available resource may be indicated in the ordered list of resources as a function of a position of the first available resource in the ordered list. In some  
 15 embodiments the ordered list is defining common Enhanced-Dedicated Channel, E-DCH, resources. Each E-DCH Resource may be defined by an Soffset information element, an Fractional Dedicated Physical Control Channel, F-DPCH, code number information element, and an E-DCH Hybrid Automatic Repeat Request Acknowledgement Indicator Channel, E-HICH, info for common E-DCH information element. In some embodiments the position of the second available resource in the ordered list is defined by a default value in the Soffset information element. The default value is a function of the position of the second available resource within the ordered list; a function of a "Soffset" value of a previous first available resource; or a function of the position of the second available resource and an offset value. The offset value being an Soffset value of the first available resource. In some embodiments the F-DPCH code number information  
 20 element may be the same for a maximum of ten common E-DCH resources. The E-HICH info for common E-DCH information element is in some embodiments defined by a channelization code and a signature sequence. A default value of the signature sequence is a function of the position of the second available resource within the ordered list; a function of a "Signature Sequence" value of a previous first available resource; or a function of the position of the second available resource and the "Signature Sequence" value of a previous first available resource. A channelization code of the second available resource may be equal to a channelization code of the first available resource. The second available resource may be defined by a value in an information element of a scrambling code of an uplink Dedicated Physical Control Channel, which value is a function of the position of the second available resource within the ordered list of common E-DCH resources, a function of a value in an information element of a scrambling code of an uplink Dedicated Physical Control Channel of a previous first available resource or a function of the position of the second available resource and an "Uplink DPCH code info for Common E-DCH" value in the information element of a scrambling code of an uplink Dedicated Physical Control Channel of the previous first available resource.  
 25  
 30  
 35

**[0183]** Those skilled in the art will also appreciate that the various "circuits" described may refer to a combination of analog and digital circuits, and/or one or more processors configured with software and/or firmware, e.g., stored in memory, that, when executed by the one or more processors, perform as described above. One or more of these  
 40 processors, as well as the other digital hardware, may be included in a single application-specific integrated circuit (ASIC), or several processors and various digital hardware may be distributed among several separate components, whether individually packaged or assembled into a system-on-a-chip (SoC).

**[0184]** Thus, those skilled in the art will appreciate that the foregoing description and the accompanying drawings represent non-limiting examples of the methods and apparatuses taught herein. As such, the present invention is not  
 45 limited by the foregoing description and accompanying drawings.

## Claims

- 50 **1.** A method in a mobile terminal (10) for requesting access to a wireless communication system, the method comprising
- *receiving* (501) broadcasted system information that indicates a first available resource of a contention based channel, and **characterised in** comprising
  - *deriving* (203,502) a second available resource of the contention based channel based on the first available  
 55 resource of the contention based channel, wherein the second available resource is indicated in an ordered list of resources as a function of a position of the first available resource in the ordered list, and
  - *transmitting* (204,503) an access request preamble mapped to the second available resource to access the wireless communication system.

2. A method according to claim 1, wherein *transmitting* (503) comprises to randomly select the access request preambles.
- 5 3. A method according to any of claims 1-2, wherein the *transmitting* (503) comprises to, when receiving an acknowledgement of the transmitted access request preamble, transmit uplink data on the contention based channel using the second available resource.
- 10 4. A method according to any of claims 1-3, wherein the contention based channel corresponds to a random access channel, RACH, or a common Enhanced Dedicated Channel, E-DCH.
- 15 5. A method according to any of claims 1-4, wherein the received broadcasted system information is comprised in a System Information Block type 5, SIB5.
- 20 6. A method according to claim 5, wherein the ordered list is defining common Enhanced-Dedicated Channel, E-DCH, resources, which each E-DCH Resource is defined by an Soffset information element, an Fractional Dedicated Physical Control Channel, F-DPCH, code number information element, and an E-DCH Hybrid Automatic Repeat Request Acknowledgement Indicator Channel, E-HICH, info for common E-DCH information element.
- 25 7. A method according to claim 6, wherein the position of the second available resource in the ordered list is defined by a default value in the Soffset information element, which default value is a function of the position of the second available resource within the ordered list, a function of a "Soffset" value of a previous first available resource, or a function of the position of the second available resource and an offset value, which offset value is an Soffset value of the first available resource.
- 30 8. A method according to any of claims 6-7, wherein the F-DPCH code number information element is the same for a maximum of ten common E-DCH resources.
- 35 9. A method according to any of claims 6-8, wherein the E-HICH info for common E-DCH information element is defined by a channelization code and a signature sequence, and a default value of the signature sequence is a function of the position of the second available resource within the ordered list, a function of a "Signature Sequence" value of a previous first available resource, or a function of the position of the second available resource and the "Signature Sequence" value of a previous first available resource.
- 40 10. A method according to claim 9, wherein a channelization code of the second available resource is equal to a channelization code of the first available resource.
- 45 11. A method according to any of claims 6-10, wherein the second available resource is defined by a value in an information element of a scrambling code of an uplink Dedicated Physical Control Channel, which value is a function of the position of the second available resource within the ordered list of common E-DCH resources, a function of a value in an information element of a scrambling code of an uplink Dedicated Physical Control Channel of a previous first available resource or a function of the position of the second available resource and an "Uplink DPCH code info for Common E-DCH" value in the information element of a scrambling code of an uplink Dedicated Physical Control Channel of the previous first available resource.
- 50 12. A method in a base station (12) for managing access to a wireless communications network, the method being **characterised in** comprising
  - *encoding* (201,301) system information indicating a second available resource of a contention based channel relative to a first available resource of the contention based channel wherein the second available resource is indicated in an ordered list of resources as a function of a position of the first available resource in the ordered list, and
  - *broadcasting* (202,302) the encoded system information.
- 55 13. A method according to claim 12, wherein the contention based channel corresponds to a random access channel, RACH, or a common Enhanced Dedicated Channel, E-DCH.
14. A method according to any of claims 12-13, wherein the system information is comprised in a System Information Block type 5, SIB5.

- 5
15. A method according to any of the claims 12-14, wherein the ordered list is defining common Enhanced-Dedicated Channel, E-DCH, resources, which each E-DCH Resource is defined by an Soffset information element, a Fractional Dedicated Physical Control Channel, F-DPCH, code number information element, and an E-DCH Hybrid Automatic Repeat Request Acknowledgement Indicator Channel, E-HICH, info for common E-DCH information element.
- 10
16. A method according to claim 15, wherein the position of the second available resource in the ordered list is defined by a default value in the Soffset information element, which default value is a function of the position of the second available resource within the ordered list, a function of a "Soffset" value of a previous first available resource, or a function of the position of the second available resource and an offset value, which offset value is an Soffset value of the first available resource.
- 15
17. A method according to any of claims 15-16, wherein the F-DPCH code number information element is the same for a maximum of ten common E-DCH resources.
- 20
18. A method according to any of claims 15-17, wherein the E-HICH info for common E-DCH information element is defined by a channelization code and a signature sequence, and a default value of the signature sequence is a function of the position of the second available resource within the ordered list, a function of a "Signature Sequence" value of a previous first available resource, or a function of the position of the second available resource and the "Signature Sequence" value of a previous first available resource.
- 25
19. A method according to claim 18, wherein a channelization code of the second available resource is equal to a channelization code of the first available resource.
- 30
20. A method according to any of claims 15-19, wherein the second available resource is defined by a value in an information element of a scrambling code of an uplink Dedicated Physical Control Channel, which value is a function of the position of the second available resource within the ordered list of common E-DCH resources, a function of a value in an information element of a scrambling code of an uplink Dedicated Physical Control Channel of a previous first available resource or a function of the position of the second available resource and an "Uplink DPCH code info for Common E-DCH" value in the information element of a scrambling code of an uplink Dedicated Physical Control Channel of the previous first available resource.
- 35
21. A mobile terminal (10) for requesting access to a wireless communication system, comprising a receiver circuit (603) configured to receive broadcasted system information that indicates a first available resource of a contention based channel, and **characterised in** comprising a processing circuit (604) configured to derive a second available resource of the contention based channel based on the first available resource of the contention based channel, wherein the second available resource is indicated in an ordered list of resources as a function of a position of the first available resource in the ordered list, and to transmit an access request preamble mapped to the second available resource.
- 40
22. A base station (12) for managing access to a wireless communications network, **characterised in** comprising a processing circuit (403) configured to encode system information indicating a second available resource of a contention based channel relative to a first available resource of the contention based channel, wherein the second available resource is indicated in an ordered list of resources as a function of a position of the first available resource in the ordered list, and
- 45
- a transmitter circuit (404) configured to broadcast the encoded system information.

### Patentansprüche

- 50
1. Verfahren in einem mobilen Endgerät (10) zur Anforderung von Zugriff auf ein drahtloses Kommunikationssystem, wobei das Verfahren umfasst:
- 55
- Empfangen (501) von per Broadcast gesendeten Systeminformationen, die ein erstes verfügbares Betriebsmittel eines konfliktbasierten Kanals anzeigen, und **dadurch gekennzeichnet, dass** es umfasst:
  - Ableiten (203, 502) eines zweiten verfügbaren Betriebsmittels des konfliktbasierten Kanals basierend auf dem ersten verfügbaren Betriebsmittel des konfliktbasierten Kanals, wobei das zweite verfügbare Betriebsmittel in einer geordneten Liste von Betriebsmitteln als eine Funktion einer Position des ersten verfügbaren Betriebsmittels in der geordneten Liste angezeigt wird, und

## EP 2 622 929 B1

- Senden (204, 503) einer Zugriffsanforderungspräambel, die dem zweiten verfügbaren Betriebsmittel zugeordnet ist, um auf das drahtlose Kommunikationssystem zuzugreifen.

- 5 2. Verfahren nach Anspruch 1, wobei das Senden (503) ein zufälliges Auswählen der Zugriffsanforderungspräambeln umfasst.
3. Verfahren nach einem der Ansprüche 1 bis 2, wobei das Senden (503) ein Senden bei Empfang einer Bestätigung der gesendeten Zugriffsanforderungspräambel von Uplink-Daten auf dem konfliktbasierten Kanal unter Verwendung des zweiten verfügbaren Betriebsmittels umfasst.
- 10 4. Verfahren nach einem der Ansprüche 1 bis 3, wobei der konfliktbasierte Kanal einem Direktzugriffskanal, RACH, oder einem gemeinsamen erweiterten dedizierten Kanal, E-DCH, entspricht.
- 15 5. Verfahren nach einem der Ansprüche 1 bis 4, wobei die empfangenen, per Broadcast gesendeten Systeminformationen in einem Systeminformationsblock Typ 5, SIB5, enthalten sind.
- 20 6. Verfahren nach Anspruch 5, wobei die geordnete Liste E-DCH (gemeinsamer erweiterter dedizierter Kanal)-Betriebsmittel definiert, wobei jedes E-DCH-Betriebsmittel durch ein Soffset-Informationselement, ein F-DPCH (teilweise dedizierter physikalischer Steuerkanal)-Codenummerninformationselement und eine E-HICH (E-DCH-Quittungsindikator kanal mit hybrider automatischer Wiederholungsaufforderung)-Info für ein Informationselement eines gemeinsamen E-DCHs definiert wird.
- 25 7. Verfahren nach Anspruch 6, wobei die Position des zweiten verfügbaren Betriebsmittels in der geordneten Liste durch einen Standardwert im Soffset-Informationselement definiert wird, wobei der Standardwert eine Funktion der Position des zweiten verfügbaren Betriebsmittels innerhalb der geordneten Liste, eine Funktion eines "Soffset"-Wertes eines früheren ersten verfügbaren Betriebsmittels oder eine Funktion der Position des zweiten verfügbaren Betriebsmittels und eines Offset-Wertes ist, wobei der Offset-Wert ein Soffset-Wert des ersten verfügbaren Betriebsmittels ist.
- 30 8. Verfahren nach einem der Ansprüche 6 bis 7, wobei das F-DPCH-Codenummerninformationselement für ein Maximum von zehn gemeinsamen E-DCH-Betriebsmitteln gleich ist.
- 35 9. Verfahren nach einem der Ansprüche 6 bis 8, wobei die E-HICH-Info für das Informationselement des gemeinsamen E-DCHs durch einen Kanaleinteilungscode und eine Signaturfolge definiert wird, und ein Standardwert der Signaturfolge eine Funktion der Position des zweiten verfügbaren Betriebsmittels innerhalb der geordneten Liste, eine Funktion eines "Signaturfolge"-Wertes eines früheren ersten verfügbaren Betriebsmittels oder eine Funktion der Position des zweiten verfügbaren Betriebsmittels und des "Signaturfolge"-Wertes eines früheren ersten verfügbaren Betriebsmittels ist.
- 40 10. Verfahren nach Anspruch 9, wobei ein Kanaleinteilungscode des zweiten verfügbaren Betriebsmittels gleich einem Kanaleinteilungscode des ersten verfügbaren Betriebsmittels ist.
- 45 11. Verfahren nach einem der Ansprüche 6 bis 10, wobei das zweite verfügbare Betriebsmittel durch einen Wert in einem Informationselement eines Verwürfelungscodes eines dedizierten physikalischen Uplink-Steuerkanals definiert wird, wobei der Wert eine Funktion der Position des zweiten verfügbaren Betriebsmittels innerhalb der geordneten Liste von Betriebsmitteln des gemeinsamen E-DCHs, eine Funktion eines Wertes in einem Informationselement eines Verwürfelungscodes eines dedizierten physikalischen Uplink-Steuerkanals eines früheren ersten verfügbaren Betriebsmittels oder eine Funktion der Position des zweiten verfügbaren Betriebsmittels und eines "Uplink-DPCH-Code-Info für gemeinsamen E-DCH"-Wertes im Informationselement eines Verwürfelungscodes eines dedizierten physikalischen Uplink-Steuerkanals des früheren ersten verfügbaren Betriebsmittels ist.
- 50 12. Verfahren in einer Basisstation (12) zum Verwalten von Zugriff auf ein drahtloses Kommunikationsnetz, wobei das Verfahren **dadurch gekennzeichnet ist, dass** es umfasst:
  - 55 - Codieren (201, 301) von Systeminformationen, die ein zweites verfügbares Betriebsmittel eines konfliktbasierten Kanals in Bezug auf ein erstes verfügbares Betriebsmittel des konfliktbasierten Kanals anzeigen, wobei das zweite verfügbare Betriebsmittel in einer geordneten Liste von Betriebsmitteln als eine Funktion einer Position des ersten verfügbaren Betriebsmittels in der geordneten Liste angezeigt wird, und

- Senden (202, 302) der codierten Systeminformationen per Broadcast.

- 5
13. Verfahren nach Anspruch 12, wobei der konfliktbasierte Kanal einem Direktzugriffskanal, RACH, oder einem gemeinsamen erweiterten dedizierten Kanal, E-DCH, entspricht.
14. Verfahren nach einem der Ansprüche 12 bis 13, wobei die Systeminformationen in einem Systeminformationsblock Typ 5, SIB5, enthalten sind.
- 10
15. Verfahren nach einem der Ansprüche 12 bis 14, wobei die geordnete Liste E-DCH (gemeinsamer erweiterter dedizierter Kanal)- Betriebsmittel definiert, wobei jedes E-DCH-Betriebsmittel durch ein Soffset-Informationselement, ein F-DPCH (teilweise dedizierter physikalischer Steuerkanal)-Codenummerninformationselement und eine E-HICH (E-DCH-Quittungsindikator kanal mit hybrider automatischer Wiederholungsaufforderung)-Info für ein Informationselement eines gemeinsamen E-DCHs definiert wird.
- 15
16. Verfahren nach Anspruch 15, wobei die Position des zweiten verfügbaren Betriebsmittels in der geordneten Liste durch einen Standardwert im Soffset-Informationselement definiert wird, wobei der Standardwert eine Funktion der Position des zweiten verfügbaren Betriebsmittels innerhalb der geordneten Liste, eine Funktion eines "Soffset"-Wertes eines früheren ersten verfügbaren Betriebsmittels oder eine Funktion der Position des zweiten verfügbaren Betriebsmittels und eines Offset-Wertes ist, wobei der Offset-Wert ein Soffset-Wert des ersten verfügbaren Betriebsmittels ist.
- 20
17. Verfahren nach einem der Ansprüche 15 bis 16, wobei das F-DPCH-Codenummerninformationselement für ein Maximum von zehn gemeinsamen E-DCH-Betriebsmitteln gleich ist.
- 25
18. Verfahren nach einem der Ansprüche 15 bis 17, wobei die E-HICH-Info für das Informationselement des gemeinsamen E-DCHs durch einen Kanaleinteilungscode und eine Signaturfolge definiert wird, und ein Standardwert der Signaturfolge eine Funktion der Position des zweiten verfügbaren Betriebsmittels innerhalb der geordneten Liste, eine Funktion eines "Signaturfolge"-Wertes eines früheren ersten verfügbaren Betriebsmittels oder eine Funktion der Position des zweiten verfügbaren Betriebsmittels und des "Signaturfolge"-Wertes eines früheren ersten verfügbaren Betriebsmittels ist.
- 30
19. Verfahren nach Anspruch 18, wobei ein Kanaleinteilungscode des zweiten verfügbaren Betriebsmittels gleich einem Kanaleinteilungscode des ersten verfügbaren Betriebsmittels ist.
- 35
20. Verfahren nach einem der Ansprüche 15 bis 19, wobei das zweite verfügbare Betriebsmittel durch einen Wert in einem Informationselement eines Verwürfelungscodes eines dedizierten physikalischen Uplink-Steuerkanals definiert wird, wobei der Wert eine Funktion der Position des zweiten verfügbaren Betriebsmittels innerhalb der geordneten Liste von Betriebsmitteln des gemeinsamen E-DCHs, eine Funktion eines Wertes in einem Informationselement eines Verwürfelungscodes eines dedizierten physikalischen Uplink-Steuerkanals eines früheren ersten verfügbaren Betriebsmittels oder eine Funktion der Position des zweiten verfügbaren Betriebsmittels und eines "Uplink-DPCH-Code-Info für gemeinsamen E-DCH"-Wertes im Informationselement eines Verwürfelungscodes eines dedizierten physikalischen Uplink-Steuerkanals des früheren ersten verfügbaren Betriebsmittels ist.
- 40
21. Mobiles Endgerät (10) zum Anfordern von Zugriff auf ein drahtloses Kommunikationssystem, umfassend:
- 45
- eine Empfängerschaltung (603), die so konfiguriert ist, dass sie per Broadcast gesendete Systeminformationen empfängt, die ein erstes verfügbares Betriebsmittel eines konfliktbasierten Kanals anzeigen, und **dadurch gekennzeichnet, dass** es umfasst:
- 50
- eine Verarbeitungsschaltung (604), die so konfiguriert ist, dass sie ein zweites verfügbares Betriebsmittel des konfliktbasierten Kanals basierend auf dem ersten verfügbaren Betriebsmittel des konfliktbasierten Kanals ableitet, wobei das zweite verfügbare Betriebsmittel in einer geordneten Liste von Betriebsmitteln als eine Funktion einer Position des ersten verfügbaren Betriebsmittels in der geordneten Liste angezeigt wird, und eine Zugriffsanforderungspräambel sendet, die dem zweiten verfügbaren Betriebsmittel zugeordnet ist.
- 55
22. Basisstation (12) zum Verwalten von Zugriff auf ein drahtloses Kommunikationsnetz, **dadurch gekennzeichnet, dass** sie umfasst:

eine Verarbeitungsschaltung (403), die so konfiguriert ist, dass sie Systeminformationen codiert, die ein zweites verfügbares Betriebsmittel eines konfliktbasierten Kanals in Bezug auf ein erstes verfügbares Betriebsmittel des konfliktbasierten Kanals anzeigen, wobei das zweite verfügbare Betriebsmittel in einer geordneten Liste von Betriebsmitteln als eine Funktion einer Position des ersten verfügbaren Betriebsmittels in der geordneten Liste angezeigt wird, und  
5 eine Senderschaltung (404), die so konfiguriert ist, dass sie die codierten Systeminformationen per Broadcast sendet.

10 **Revendications**

1. Procédé dans un terminal mobile (10) pour demander l'accès à un système de communication sans fil, le procédé comprenant de :

- 15 - recevoir (501) une information de système diffusée qui indique une première ressource disponible d'un canal basé sur conflit, et **caractérisé en ce qu'il** comprend de :
- déduire (203, 502) une seconde ressource disponible du canal basé sur conflit sur la base de la première ressource disponible du canal basé sur conflit, dans lequel la seconde ressource disponible est indiquée dans une liste de ressources ordonnée comme une fonction d'une position de la première ressource disponible de  
20 la liste ordonnée, et
  - transmettre (204, 503) un préambule de demande d'accès mis en correspondance avec la seconde ressource disponible pour accéder au système de communication sans fil.

2. Procédé selon la revendication 1, dans lequel la transmission (503) comprend de sélectionner aléatoirement les préambules de demande d'accès.  
25

3. Procédé selon une quelconque des revendications 1-2, dans lequel la transmission (503) comprend de, lors de la réception d'un accusé de réception du préambule de demande d'accès transmis, transmettre des données de liaison montante sur le canal basé sur conflit en utilisant la seconde ressource disponible.  
30

4. Procédé selon une quelconque des revendications 1-3, dans lequel le canal basé sur conflit correspond à un canal d'accès aléatoire, RACH, ou un canal dédié amélioré commun, E-DCH.

5. Procédé selon une quelconque des revendications 1-4, dans lequel l'information de système diffusée reçue est comprise dans un bloc d'information de système de type 5, SIB5.  
35

6. Procédé selon la revendication 5, dans lequel la liste ordonnée définit des ressources de canal dédié amélioré commun, E-DCH, chaque ressource E-DCH étant définie par un élément d'information Soffset, un canal de commande physique dédié fractionnel, F-DPCH, un élément d'information de numéro de code et une information de canal d'indicateur d'accusé de réception de demande de répétition automatique hybride, E-HICH, pour un élément d'information E-DCH commun.  
40

7. Procédé selon la revendication 6, dans lequel la position de la seconde ressource disponible dans la liste ordonnée est définie par une valeur par défaut dans l'élément d'information Soffset, laquelle valeur par défaut est une fonction de la position de la seconde ressource disponible à l'intérieur de la liste ordonnée, une fonction d'une valeur « Soffset » d'une première ressource disponible précédente ou une fonction de la position de la seconde ressource disponible et d'une valeur de décalage, laquelle valeur de décalage est une valeur Soffset de la première ressource disponible.  
45

8. Procédé selon une quelconque des revendications 6-7, dans lequel l'élément d'information de numéro de code F-DPCH est le même pour un maximum de dix ressources E-DCH communes.

9. Procédé selon une quelconque des revendications 6-8, dans lequel l'information E-HICH pour un élément d'information E-DCH commun est défini par un code de mise en canal et une séquence de signature, et une valeur par défaut de la séquence de signature est une fonction de la position de la seconde ressource disponible à l'intérieur de la liste ordonnée, une fonction d'une valeur « séquence de signature » d'une première ressource disponible précédente ou une fonction de la position de la seconde ressource disponible et la valeur « séquence de signature » d'une première ressource disponible précédente.  
50  
55

## EP 2 622 929 B1

10. Procédé selon la revendication 9, dans lequel un code de mise en canal de la seconde ressource disponible est égal à un code de mise en canal de la première ressource disponible.
- 5 11. Procédé selon une quelconque des revendications 6-10, dans lequel la seconde ressource disponible est définie par une valeur dans un élément d'information d'un code d'embrouillage d'un canal de commande physique dédié de liaison montante, laquelle valeur est une fonction de la position de la seconde ressource disponible à l'intérieur de la liste ordonnée de ressources E-DCH communes, une fonction d'une valeur dans un élément d'information d'un code d'embrouillage ou une fonction de la position de la seconde ressource disponible et d'une valeur « code DPCH de liaison montante pour E-DCH commun » dans l'élément d'information d'un code d'embrouillage d'un canal de commande physique dédié de liaison montante de la première ressource disponible précédente.
- 10 12. Procédé dans une station de base (12) pour gérer l'accès à un réseau de communication sans fil, le procédé étant **caractérisé en ce qu'**il comprend de :
- 15 - coder (201, 301) une information de système indiquant une seconde ressource disponible d'un canal basé sur conflit relative à une première ressource disponible du canal basé sur conflit dans lequel la seconde ressource disponible est indiquée dans une liste ordonnée de ressources comme une fonction d'une position de la première ressource disponible dans la liste ordonnée, et
- 20 - diffuser (202, 302) l'information de système codée.
13. Procédé selon la revendication 12, dans lequel le canal basé sur conflit correspond à un canal d'accès aléatoire, RACH, ou un canal dédié amélioré commun.
14. Procédé selon une quelconque des revendications 12-13, dans lequel l'information de système est comprise dans un bloc d'information de système de type 5, SIB5.
- 25 15. Procédé selon une quelconque des revendications 12-14, dans lequel la liste ordonnée définit des ressources de canal dédié amélioré commun, E-DCH, chaque ressource E-DCH étant définie par un élément d'information Soffset, un canal de commande physique dédié fractionnel, F-DPCH, un élément d'information de numéro de code et une information de canal d'indicateur d'accusé de réception de demande de répétition automatique hybride, E-HICH, pour un élément d'information E-DCH commun.
- 30 16. Procédé selon la revendication 15, dans lequel la position de la seconde ressource disponible dans la liste ordonnée est définie par une valeur par défaut dans l'élément d'information Soffset, laquelle valeur par défaut est une fonction de la position de la seconde ressource disponible à l'intérieur de la liste ordonnée, une fonction d'une valeur « Soffset » d'une première ressource disponible précédente ou une fonction de la position de la seconde ressource disponible et d'une valeur de décalage, laquelle valeur de décalage est une valeur Soffset de la première ressource disponible.
- 35 17. Procédé selon une quelconque des revendications 15-16, dans lequel l'élément d'information de numéro de code F-DPCH est le même pour un maximum de dix ressources E-DCH communes.
- 40 18. Procédé selon une quelconque des revendications 15-17, dans lequel l'information E-HICH pour un élément d'information E-DCH commun est définie par un code de mise en canal et une séquence de signature, et une valeur par défaut de la séquence de signature est une fonction de la position de la seconde ressource disponible à l'intérieur de la liste ordonnée, une fonction d'une valeur « séquence de signature » d'une première ressource disponible précédente ou une fonction de la position de la seconde ressource disponible et la valeur « séquence de signature » d'une première ressource disponible précédente.
- 45 19. Procédé selon la revendication 18, dans lequel un code de mise en canal de la seconde ressource disponible est égal à un code de mise en canal de la première ressource disponible.
- 50 20. Procédé selon une quelconque des revendications 15-19, dans lequel la seconde ressource disponible est définie par une valeur dans un élément d'information d'un code d'embrouillage d'un canal de commande physique dédié de liaison montante, laquelle valeur est une fonction de la position de la seconde ressource disponible à l'intérieur de la liste ordonnée de ressources E-DCH communes, une fonction d'une valeur dans un élément d'information d'un code d'embrouillage ou une fonction de la position de la seconde ressource disponible et d'une valeur « code DPCH de liaison montante pour E-DCH commun » dans l'élément d'information d'un code d'embrouillage d'un canal
- 55

de commande physique dédié de liaison montante de la première ressource disponible précédente.

21. Terminal mobile (10) pour demander l'accès à un système de communication sans fil, comprenant :

5 un circuit de récepteur (603) configuré pour recevoir une information de système diffusée qui indique une première ressource disponible d'un canal basé sur conflit, et **caractérisé en ce qu'**il comprend un circuit de traitement (604) configuré pour déduire une seconde ressource disponible du canal basé sur conflit sur la base de la première ressource disponible du canal basé sur conflit, dans lequel la seconde ressource disponible est indiquée dans une liste ordonnée de ressources comme une fonction d'une position de la première ressource disponible dans la liste ordonnée, et transmettre un préambule de demande d'accès mis en correspondance avec la seconde ressource disponible.

22. Station de base (12) pour gérer l'accès à un réseau de communication sans fil, **caractérisé en ce qu'**elle comprend :

15 un circuit de traitement (403) configuré pour coder une information de système indiquant une seconde ressource disponible d'un canal basé sur conflit relative à une première ressource disponible du canal basé sur conflit, dans lequel la seconde ressource disponible est indiquée dans une liste ordonnée de ressources comme une fonction d'une position de la première ressource disponible dans la liste ordonnée, et un circuit d'émetteur (404) configuré pour diffuser l'information de système codée.

20

25

30

35

40

45

50

55

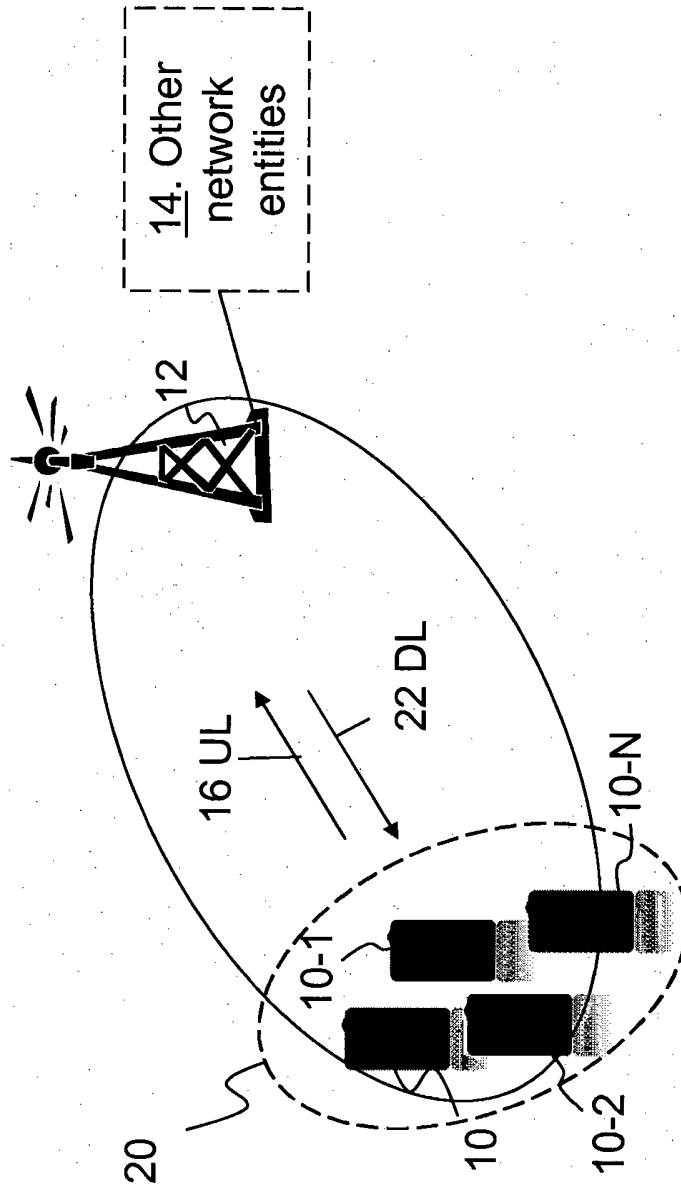


FIG. 1

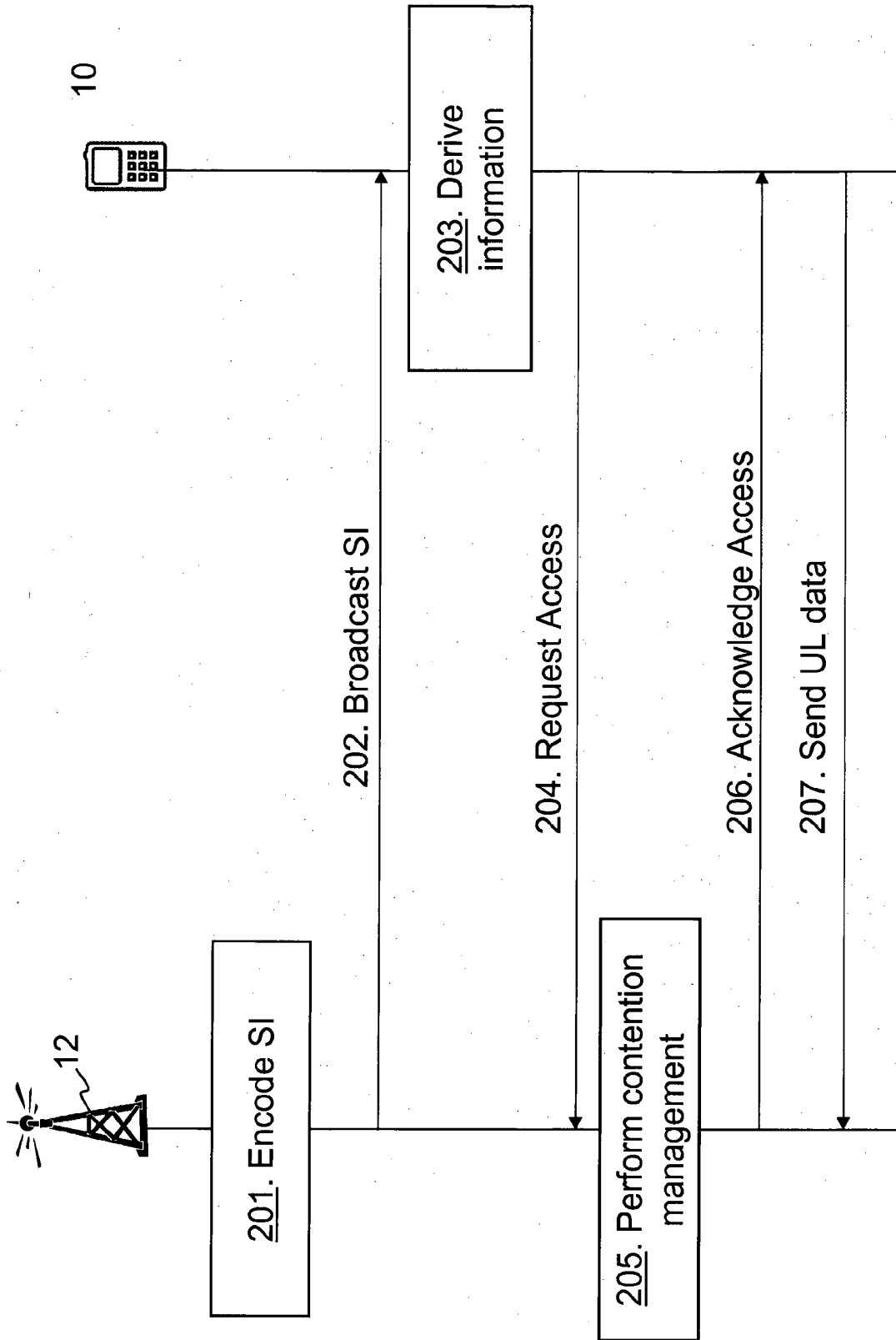


Fig. 2

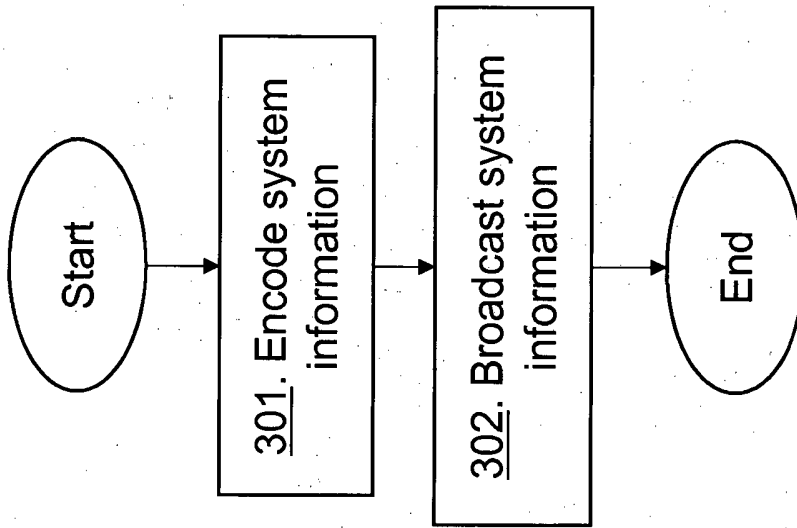


Fig. 3

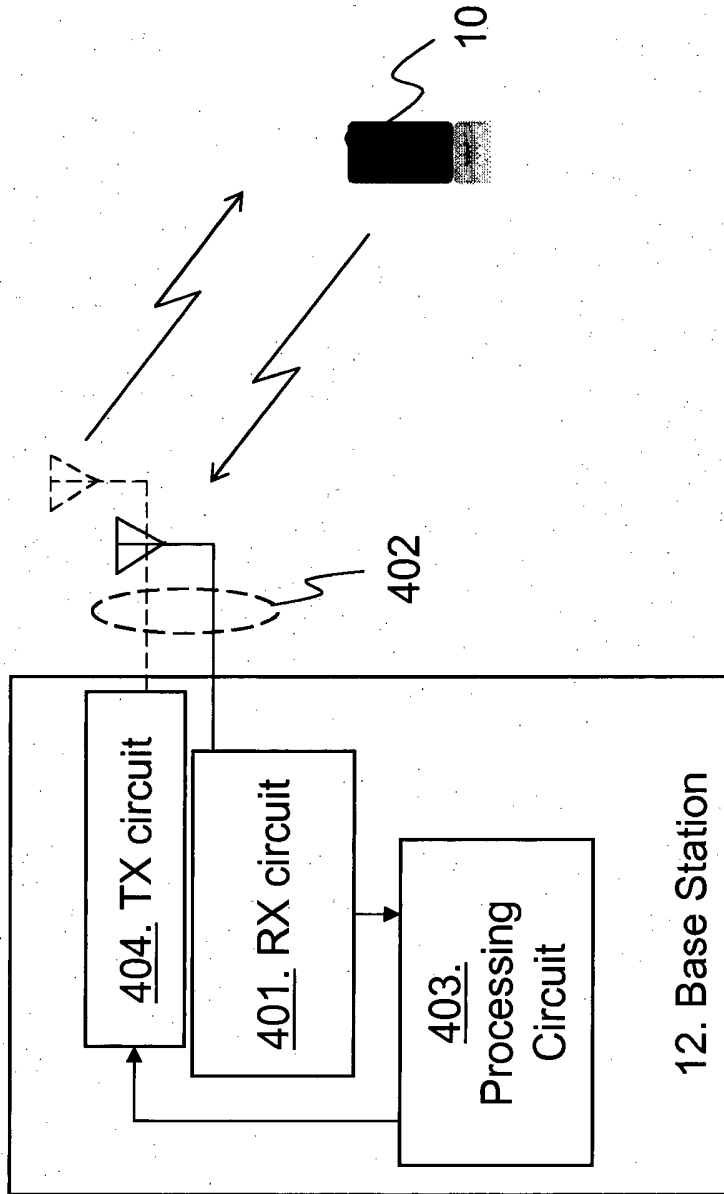


Fig. 4

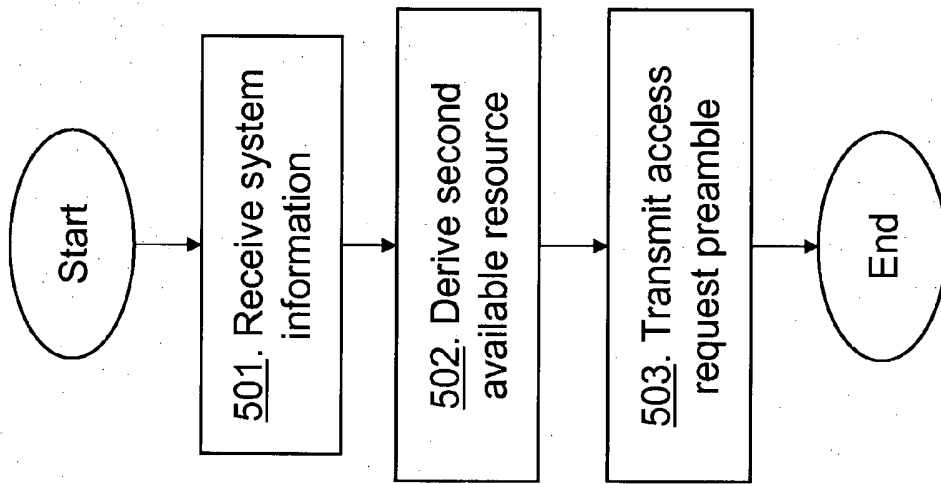


Fig. 5

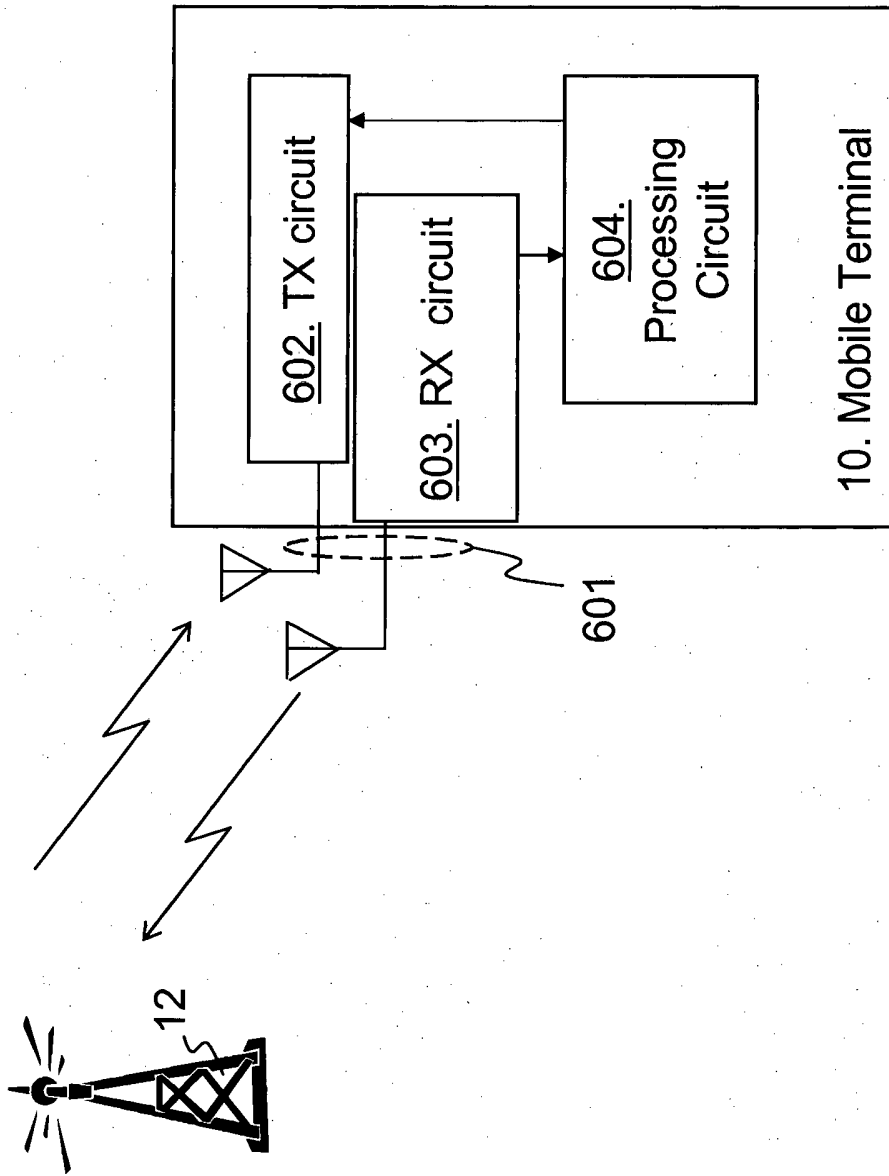


Fig. 6

**REFERENCES CITED IN THE DESCRIPTION**

*This list of references cited by the applicant is for the reader's convenience only. It does not form part of the European patent document. Even though great care has been taken in compiling the references, errors or omissions cannot be excluded and the EPO disclaims all liability in this regard.*

**Patent documents cited in the description**

- WO 2007052971 A [0008]
- WO 2009057032 A [0009]

## SZABADALMI IGÉNYPONTOK

1. Eljárás mobil végkészülékben (10) hozzáférés kérésére vezeték nélküli kommunikációs rendszerhez, az eljárás tartalmazza:
  - *vételét* (501) sugárzott rendszerinformációnak, amely jelez egy első elérhető versenyalapú csatornának, amelyre jellemző, hogy tartalmazza
  - 5 - *levezetését* (203,502) egy versenyalapú csatorna egy második elérhető erőforrásának, amely egy versenyalapú csatorna első elérhető erőforrásán alapul, ahol egy második elérhető csatorna az erőforrások egy rendezett listájában kijelölve az első elérhető erőforrásnak egy rendezett listábeli helyének függvényeként, és
  - 10 - *árvitelét* (204,503) egy hozzáférés kérés preambulumnak, amely a második hozzáférés erőforráshoz van hozzárendelve, hogy hozzáférjen egy vezeték nélküli kommunikációs rendszerhez.
2. Az 1. igénypont szerinti eljárás, ahol az *árvitel* (503) tartalmazza egy hozzáférés kérés preambulomok véletlenszerű kiválasztását.
3. Az 1-2. igénypontok bármelyike szerinti eljárás, ahol az *árvitel* (503) tartalmazza az uplink adatok
- 15 *árvitelét* egy versenyalapú csatornán felhasználva egy második elérhető erőforrást, amikor egy megkapja az árvitt hozzáférés kérés preambulom nyugtáját.
4. Az 1-3. igénypontok bármelyike szerinti eljárás, ahol egy versenyalapú csatorna megfelel egy véletlen hozzáférésű csatornának, RACH, vagy egy közös javított dedikált csatornának, E-DCH.
5. Az 1-4. igénypontok bármelyike szerinti eljárás, ahol egy vett sugárzott rendszerinformációt egy
- 20 rendszerinformáció blokk, típus 5, SIB5, tartalmazza.
6. Az 5. igénypont szerinti eljárás, ahol egy rendezett lista meghatároz közös javított dedikált csatorna, E-DCH, erőforrásokat, ahol mindegyik E-DCH erőforrás egy Soffset információ elem, egy főredekésen dedikált fizikai vezérlési csatorna, F-DPCH, kód szám információ elem, és egy E-DCH hibrid automatikus ismétlési kérés nyugta kijelzési csatorna, E-HICH, információ közös E-DCH információ elem
- 25 által van meghatározva.
7. A 6. igénypont szerinti eljárás, ahol a második elérhető erőforrás helye egy rendezett listában egy alapértékben a Soffset információ elem alapértéke által van defimálva, amely alapérték a második elérhető erőforrás helyének a rendezett listán belül, egy előző első elérhető erőforrás "Soffset" értékének vagy a második elérhető erőforrás helyének és egy offset értéknek függvénye, amely offset érték az első elérhető
- 30 erőforrás Soffset értéke.
8. A 6-7. igénypontok bármelyike szerinti eljárás, ahol az F-DPCH kód szám információ elem ugyanaz maximum tíz közös E-DCH erőforrásra.
9. A 6-8. igénypontok bármelyike szerinti eljárás, ahol az E-HICH információ közös E-DCH információ elem számára egy csatornabeosztási kód és egy aláírás szekvencia által van defimálva, és az
- 35 aláírás szekvencia alapértéke a második elérhető erőforrás rendezett listán belül helyének, egy előző első elérhető erőforrás "Aláírás szekvencia" értékének, vagy a második elérhető erőforrás helyének függvénye és egy előző első elérhető erőforrás az "Aláírás szekvencia" értékének függvénye.

10. A 9. igénypont szerinti eljárás, ahol a második elérhető erőforrás egy csatornabeosztási kódja egyenlő az első elérhető erőforrás egy csatornabeosztási kódjával.
11. A 6-10. igénypontok bármelyike szerinti eljárás, ahol a második elérhető erőforrás definiálva van egy uplink dedikált fizikai vezérlés csatorna scrambling kódja egy információ elemének egy értéke által, amely érték a második elérhető erőforrás közös E-DCH erőforrásoknak rendezett listában helyének függvénye, egy előző első elérhető erőforrás egy uplink dedikált fizikai vezérlés csatorna scrambling kódja egy információ elemének értékének függvénye vagy a második elérhető erőforrás helyének és az előző első elérhető erőforrás uplink dedikált fizikai vezérlés csatornája scrambling kódjának információ elemében "Uplink DPCH kód információ közös E-DCH számára" értékének függvénye.
12. Eljárás bázisállomásban (12) hozzáférés menedzselésére egy vezeték nélküli kommunikációs hálózathoz, az eljárásra jellemző, hogy tartalmazza
- kódolását (201,301) a rendszer információinak, amely kijelzi egy versenyalapú csatorna egy második elérhető erőforrását az versenyalapú csatorna első elérhető erőforrásához viszonyítva, ahol az második elérhető erőforrás ki van jelezve az erőforrások egy rendezett listájában az első elérhető erőforrás rendezett listában helyének függvényeként, és
  - sugárzását (202,302) a kódolt rendszer információinak.
13. A 12. igénypont szerinti eljárás, ahol a versenyalapú csatorna megfelel egy véletlen hozzáférései csatornának, RACH, vagy egy közös javított dedikált csatornának, E-DCH.
14. A 12-13. igénypontok bármelyike szerinti eljárás, ahol a rendszer információt egy Rendszer Információ Block, típus 5, SIB5, tartalmazza.
15. A 12-14. igénypontok bármelyike szerinti eljárás, ahol a rendezett lista közös javított dedikált csatorna, E-DCH, erőforrásokat definiál, ahol mindegyik E-DCH Erőforrás definiálva van egy Soffset információ elem, egy Töredékes Dedikált fizikai vezérlés Csatorna, F-DPCH, kód szám információ elem, és egy E-DCH Hibrid Automatikus Ismétlés Kérés Nyugta Kijelző Csatorna, E-HICH, információ által közös E-DCH információ elem számára.
16. A 15. igénypont szerinti eljárás, ahol a második elérhető erőforrásnak egy rendezett listában helye definiálva van a Soffset információ elem egy alapértéke által, amely alapérték a második elérhető erőforrás a rendezett listában helyének, egy előző első elérhető erőforrás egy "Soffset" értékének, vagy az második elérhető erőforrás helyének és egy offset értéknek függvénye, amely offset érték az első elérhető erőforrás egy Soffset értéke.
17. A 15-16. igénypontok bármelyike szerinti eljárás, ahol az F-DPCH kód szám információ elem ugyanaz egy maximum tíz közös E-DCH erőforrás számára.
18. A 15-17. igénypontok bármelyike szerinti eljárás, ahol az E-HICH információ közös E-DCH információ elem számára definiálva van egy csatornabeosztási kód és egy aláírás szekvencia által, és az aláírás szekvencia egy alapértéke a második elérhető erőforrás a rendezett listában helyének függvénye, egy előző első elérhető erőforrás egy "aláírás szekvencia" értékének függvénye, vagy az második elérhető erőforrás helyének és egy előző első elérhető erőforrás az "Aláírás szekvencia" értékének függvénye.

19. A 18. igénypont szerinti eljárás, ahol a második elérhető erőforrás egy csatornabeosztási kódja egyenlő az első elérhető erőforrás csatornabeosztási kódjával.
20. A 15-19. igénypontok bármelyike szerinti eljárás, ahol a második elérhető erőforrás definiálva van egy uplink dedikált fizikai vezérlés csatorna scrambling kódja információ elemébeni értéke által, amely érték a második elérhető erőforrás közös E-DCH erőforrások rendezett listájában helyének függvénye, egy 5 előző első elérhető erőforrás uplink dedikált fizikai vezérlés csatornája scrambling kódja információ eleme értékének függvénye vagy az második elérhető erőforrás helyének és az előző első elérhető erőforrás egy uplink Dedikált fizikai vezérlés Csatornája scrambling kódja információ elemébeni "Uplink DPCH kód információ Közös E-DCH értékének függvénye.
- 10 21. Mobil végkészülék (10) egy vezeték nélküli kommunikációs rendszerhez hozzáférés kérésére, amely tartalmaz
- vevő áramkört (603), amely úgy van konfigurálva, hogy vegyen sugárzott rendszer információt, amely jelöli egy versenyalapú csatorna egy első elérhető erőforrását, és amelyre jellemző, hogy tartalmaz
- feldolgozó áramkört (604), amely úgy van konfigurálva, hogy levezesse a versenyalapú csatorna 15 egy második elérhető erőforrását, amely a versenyalapú csatorna első elérhető erőforrásán alapul, ahol a második elérhető erőforrás ki van jelezve erőforrások egy rendezett listájában az első elérhető erőforrás az rendezett listában helyének függvényeként, és hogy átvigyen egy hozzáférés kérés perambulomot, amely a második elérhető erőforráshoz hozzárendelve.
22. Bázisállomás (12) hozzáférés menedzselésére vezeték nélküli kommunikációs hálózathoz, 20 amelyre jellemző, hogy tartalmazza
- feldolgozó áramkört (403), amely úgy van konfigurálva, hogy kódoljon rendszer információi, amely kijelzi versenyalapú csatorna második elérhető erőforrását a versenyalapú csatorna első elérhető erőforrásához viszonyítva, ahol a második elérhető erőforrás ki van jelezve az erőforrások egy rendezett listájában az első elérhető erőforrás a rendezett listában helyének függvényeként, és
- 25 adó áramkört (404), amely úgy van konfigurálva, hogy sugározza a kódolt rendszer információt.

