



US00D724636S

(12) **United States Design Patent**
Jones et al.

(10) **Patent No.:** **US D724,636 S**

(45) **Date of Patent:** **** Mar. 17, 2015**

(54) **PILOT**

(75) Inventors: **Donald W Jones**, Belton, TX (US);
Robert Frost, Belton, TX (US)

(73) Assignee: **Belltec Industries, Inc.**, Belton, TX
(US)

(**) Term: **14 Years**

(21) Appl. No.: **29/424,875**

(22) Filed: **Jun. 15, 2012**

(51) **LOC (10) Cl.** **15-09**

(52) **U.S. Cl.**
USPC **D15/131; D15/139**

(58) **Field of Classification Search**
USPC D15/139; 175/377, 378, 339, 393,
175/420.1, 429, 430; 299/79.1
See application file for complete search history.

(56) **References Cited**

U.S. PATENT DOCUMENTS

D306,123	S	*	2/1990	Ramsey	D15/139
D403,335	S	*	12/1998	Arfele et al.	D15/139
D496,948	S	*	10/2004	Charland et al.	D15/139
D524,333	S	*	7/2006	Brady	D15/139
D553,169	S	*	10/2007	Sakata et al.	D15/139
D611,512	S	*	3/2010	Sundin	D15/139
D649,988	S	*	12/2011	Frejd	D15/139
8,714,285	B2	*	5/2014	Hall et al.	175/431

2008/0035389	A1	*	2/2008	Hall et al.	175/434
2011/0042150	A1	*	2/2011	Hall et al.	175/434
2011/0297451	A1	*	12/2011	Cox et al.	175/428
2012/0234609	A1	*	9/2012	Cooley et al.	175/428
2012/0255784	A1	*	10/2012	Hanford	175/57
2012/0261977	A1	*	10/2012	Hall et al.	299/100
2012/0279786	A1	*	11/2012	Cox	175/434

* cited by examiner

Primary Examiner — Patricia Palasik

(74) *Attorney, Agent, or Firm* — Anthony V. S. England

(57) **CLAIM**

The ornamental design for a pilot, as shown and described.

DESCRIPTION

FIG. 1 is a front orthogonal view of a pilot showing my new design.

FIG. 2 is a side orthogonal view of a pilot showing my new design.

FIG. 3 is a top orthogonal view of a pilot showing my new design.

FIG. 4 is a perspective view of a pilot showing my new design.

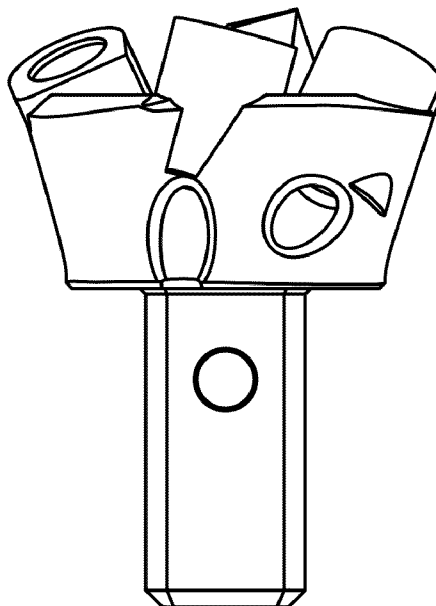
FIG. 5 is a front orthogonal view of a pilot showing my new design.

FIG. 6 is a side orthogonal view of a pilot showing my new design.

FIG. 7 is a top orthogonal view of a pilot showing my new design; and,

FIG. 8 is a perspective view of a pilot showing my new design.

1 Claim, 2 Drawing Sheets



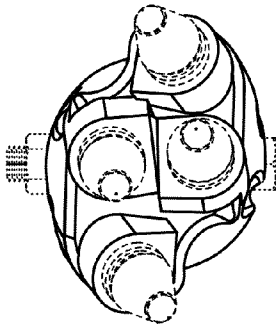


Fig. 3

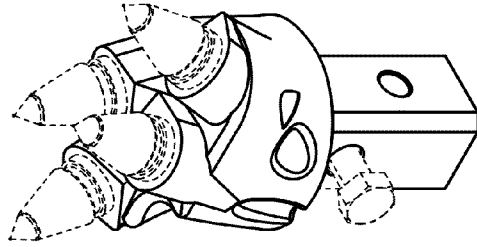


Fig. 4

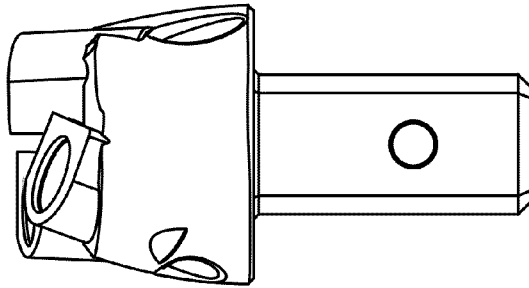


Fig. 2

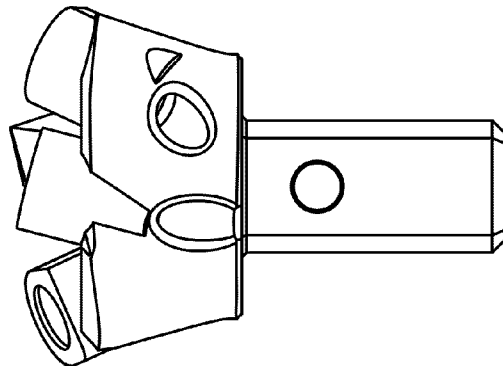


Fig. 1

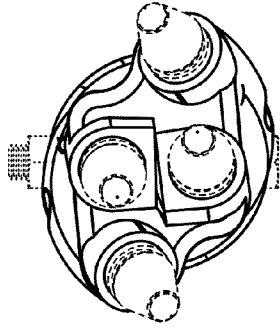


Fig. 7

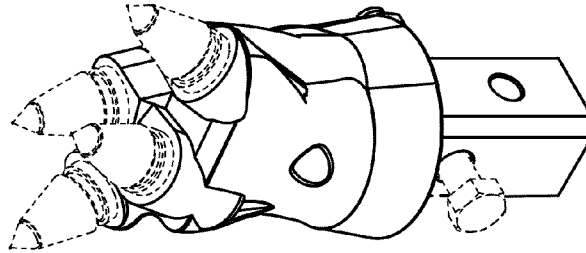


Fig. 8

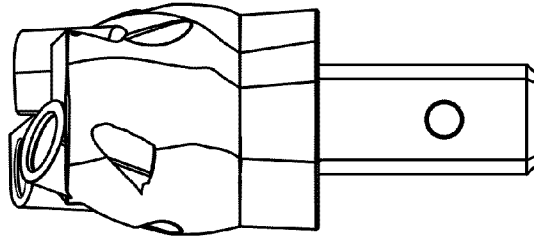


Fig. 6

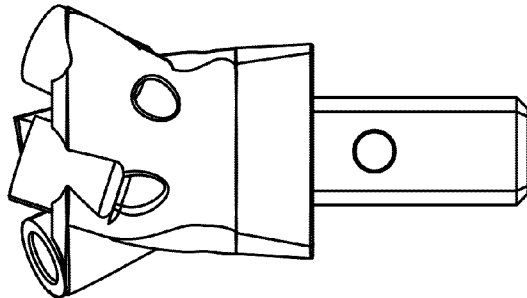


Fig. 5