(No Model.) 2 Sheets—Sheet 1.

F. FURNESS.

TILE FLOOR, WALL, &c.

No. 527,961. Patented Oct. 23, 1894.

FIG 1

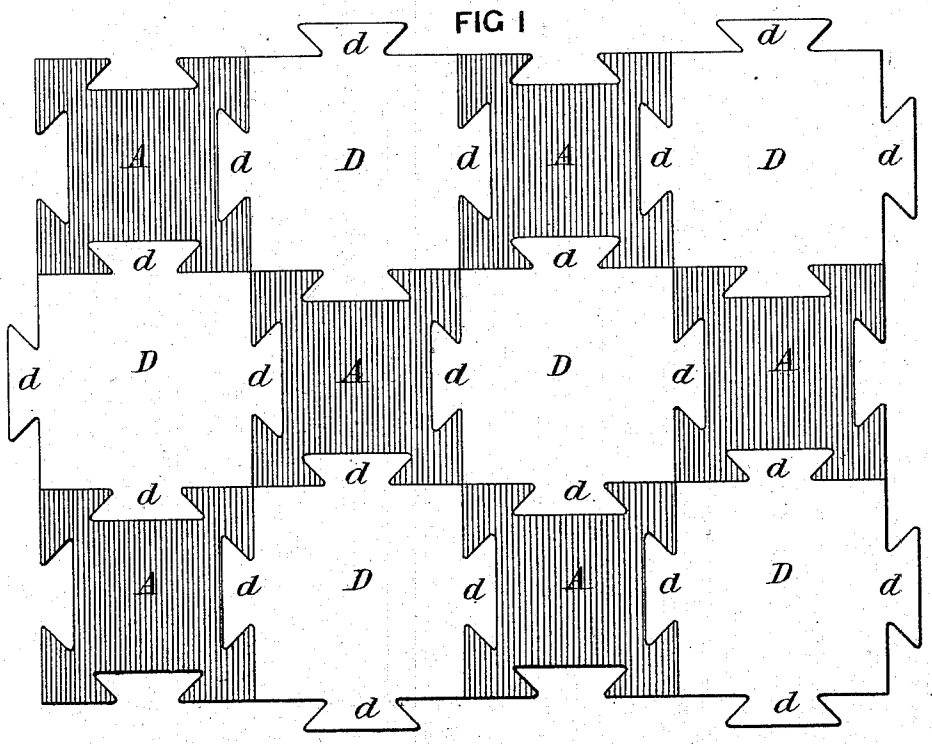

FIG 2

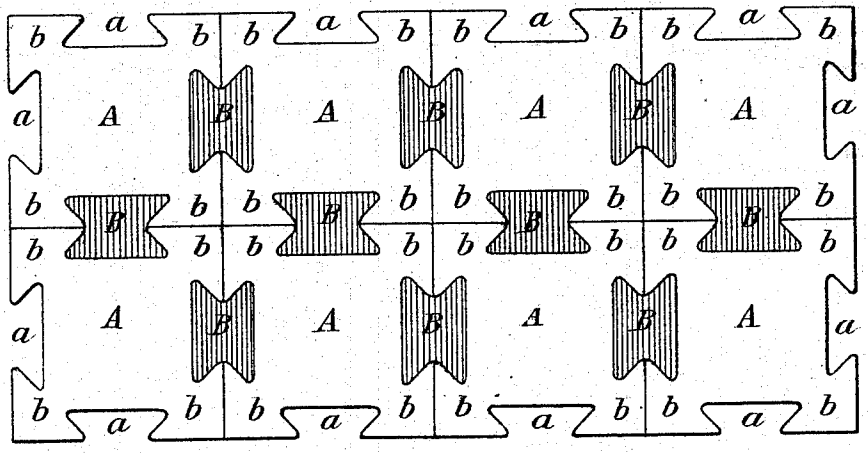

WITNESSES

F. D. Goodwin

W. A. Barr.

INVENTOR

Frank Furness

By his Attorneys

Howson & Howson

THE NORRIS PETERS CO., PHOTO-LITHO., WASHINGTON, D. C.

(No Model.) 2 Sheets—Sheet 2.

F. FURNESS.

TILE FLOOR, WALL, &c.

No. 527,961. Patented Oct. 23, 1894.

FIG 3

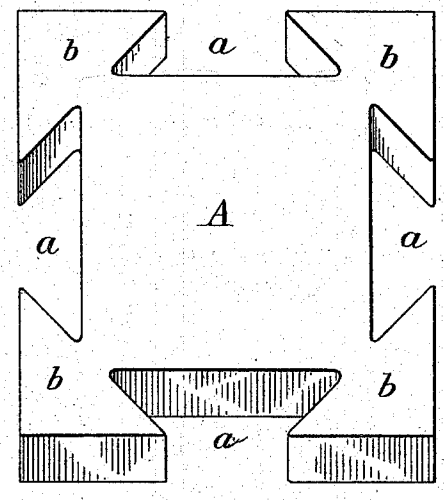

FIG 4

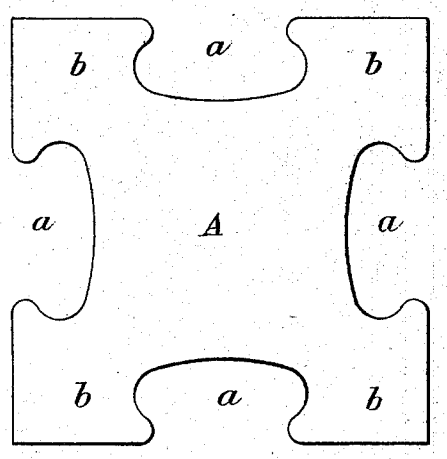

FIG 5

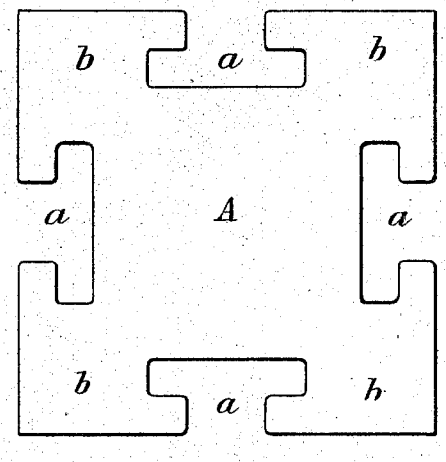

FIG 6

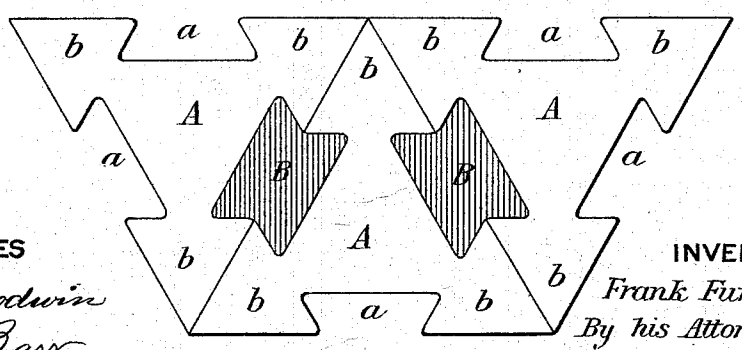

WITNESSES

F. D. Goodwin

W. A. Barr

INVENTOR

Frank Furness

By his Attorneys

Howson & Howson

THE NORRIS PETERS CO., PHOTO-LITHO., WASHINGTON, D. C.

UNITED STATES PATENT OFFICE.

FRANK FURNESS, OF PHILADELPHIA, PENNSYLVANIA, ASSIGNOR OF ONE-THIRD TO DAVID H. WATTS, OF SAME PLACE.

TILE FLOOR, WALL, &c.

SPECIFICATION forming part of Letters Patent No. 527,961, dated October 23, 1894.

Application filed March 31, 1894. Serial No. 505,914. (No specimens.)

To all whom it may concern:

Be it known that I, FRANK FURNESS, a citizen of the United States, residing in Philadelphia, Pennsylvania, have invented certain Improvements in Tile Floors, Walls, &c., of which the following is a specification.

The object of my invention is to prevent tile floors from cracking or opening at the joints because of tension or compression strains.

My invention relates particularly to the tiling of floors and decks of vessels, and especially the floors of ocean steam-ships; but it will be understood that my tiling can be used in other places without departing from my invention.

In the accompanying drawings Figure 1, is a plan view of a portion of a floor illustrating the preferred form of tiles, in which one tile interlocks directly with another. Fig. 2, is a view showing my improved tile interlocked indirectly through the medium of key tiles. Fig. 3, is a perspective view of one of the tiles detached. Figs. 4, 5 and 6, are views illustrating different forms of my improved tile.

Referring particularly to Figs. 1 and 3, A is the tile made of yielding material, preferably rubber, of such a density that it will hold its own under ordinary circumstances, but will yield sufficiently when great strain is placed upon it, or will yield under pressure. The tile is quadrangular in shape in the present instance and at each side are cavities *a* with receding sides forming at each corner undercut arrow head projections *b*. Interlocking with these tiles A as shown in Fig. 1, are tiles D having undercut projections *d* at each side which lock into the cavities *a* of the tiles A, so that when the tiles are placed in position on the floor and properly cemented, the entire floor of tiles is interlocked so that any expansion or contraction will be taken by the entire floor, preventing the tiles from parting on the division lines.

In Fig. 2 I have shown the tiles A locked together by key blocks B, which are so shaped that they will fit into the recesses of the tiles A as shown, thus locking the several tiles together.

In Fig. 4, I have shown a tile A having rounded cavities to which are adapted rounded projections on adjoining tiles or key blocks.

In Fig. 5 I have shown a tile having cavities with square corners, and in Fig. 6 I have shown triangular tiles locked together.

It will be understood that any form of lock may be used to unite the tiles, but I have shown a dove tailed lock as the preferred form.

By the use of the above described tile, a floor can be laid or a wall or ceiling tiled which will yield sufficiently under tension or contraction without the joints between the tiles opening, as all the tiles are locked together.

The great advantage of using a tile of rubber in place of the ordinary strip rubber is that ornamental designs can be worked out upon the floor by the use of different colored tiles and the floor can be repaired in the event of one or more of the tiles being destroyed or badly injured.

In some instances the tiles may be laid in combination with unyielding tiles, either of pottery or other material, so that while the yielding tiles will expand and contract with the strains, the joints between the tiles will not open; but I prefer to lay a floor entirely with yielding tiles.

I claim as my invention—

A tiled floor or wall composed of a series of tiles of yielding material, said tiles having interlocking tongues, and being removable, substantially as described.

In testimony whereof I have signed my name to this specification in the presence of two subscribing witnesses.

FRANK FURNESS.

Witnesses:
JOSEPH H. KLEIN,
FRANK BECHTOLD.