



US00D875400S

(12) **United States Design Patent**
Burgess

(10) **Patent No.:** **US D875,400 S**

(45) **Date of Patent:** **** Feb. 18, 2020**

- (54) **GOLF BAG TOP CUFF**
- (71) Applicant: **Acushnet Company**, Fairhaven, MA (US)
- (72) Inventor: **Ian Burgess**, Tiverton, RI (US)
- (73) Assignee: **Acushnet Company**, Fairhaven, MA (US)
- (**) Term: **15 Years**
- (21) Appl. No.: **29/665,265**

D525,034 S * 7/2006 Vosloo D3/320
 D632,890 S 2/2011 Reimers
 D669,266 S 10/2012 Loudenslager et al.

* cited by examiner

Primary Examiner — Holly H Baynham
 (74) *Attorney, Agent, or Firm* — Daniel W. Sullivan

(57) **CLAIM**

The ornamental design for a golf bag top cuff, as shown and described.

DESCRIPTION

- (22) Filed: **Oct. 2, 2018**
 - (51) **LOC (12) Cl.** **03-01**
 - (52) **U.S. Cl.**
USPC **D3/318; D3/255**
 - (58) **Field of Classification Search**
USPC D3/318, 255
CPC A63B 55/00; A63B 57/00; A63B 55/404;
A63B 55/406; A63B 55/10; A63B 55/60;
A63B 55/40
- See application file for complete search history.

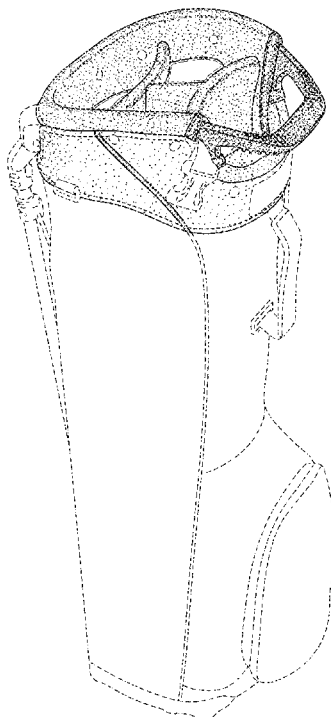
FIG. 1 is a first perspective view of the golf bag top cuff of this invention;
 FIG. 2 is a rear view of the golf bag top cuff of this invention;
 FIG. 3 is a first side view of the golf bag top cuff of this invention;
 FIG. 4 is a front view of the golf bag top cuff of this invention;
 FIG. 5 is a second side view of the golf bag top cuff of this invention; and,
 FIG. 6 is a top plan view of the golf bag top cuff of this invention.
 In FIGS. 1-6, the broken lines depict unclaimed portions of the golf bag. The broken lines visible on the surface of the top cuff of the golf bag in FIGS. 1-6 represent claimed stitching. The dot-dashed boundary line visible in FIGS. 1 and 6 represents the bounds of the claim and forms no part of the claimed design.

(56) **References Cited**

U.S. PATENT DOCUMENTS

- D364,737 S * 12/1995 Perrin D3/255
- D382,397 S * 8/1997 Wu D3/255
- D405,607 S * 2/1999 Sundara D3/255
- 6,109,433 A * 8/2000 Pratt A63B 55/40
206/315.6
- 6,513,653 B1 2/2003 Chen
- D489,532 S 5/2004 Reimers
- D517,808 S 3/2006 Reimers

1 Claim, 4 Drawing Sheets



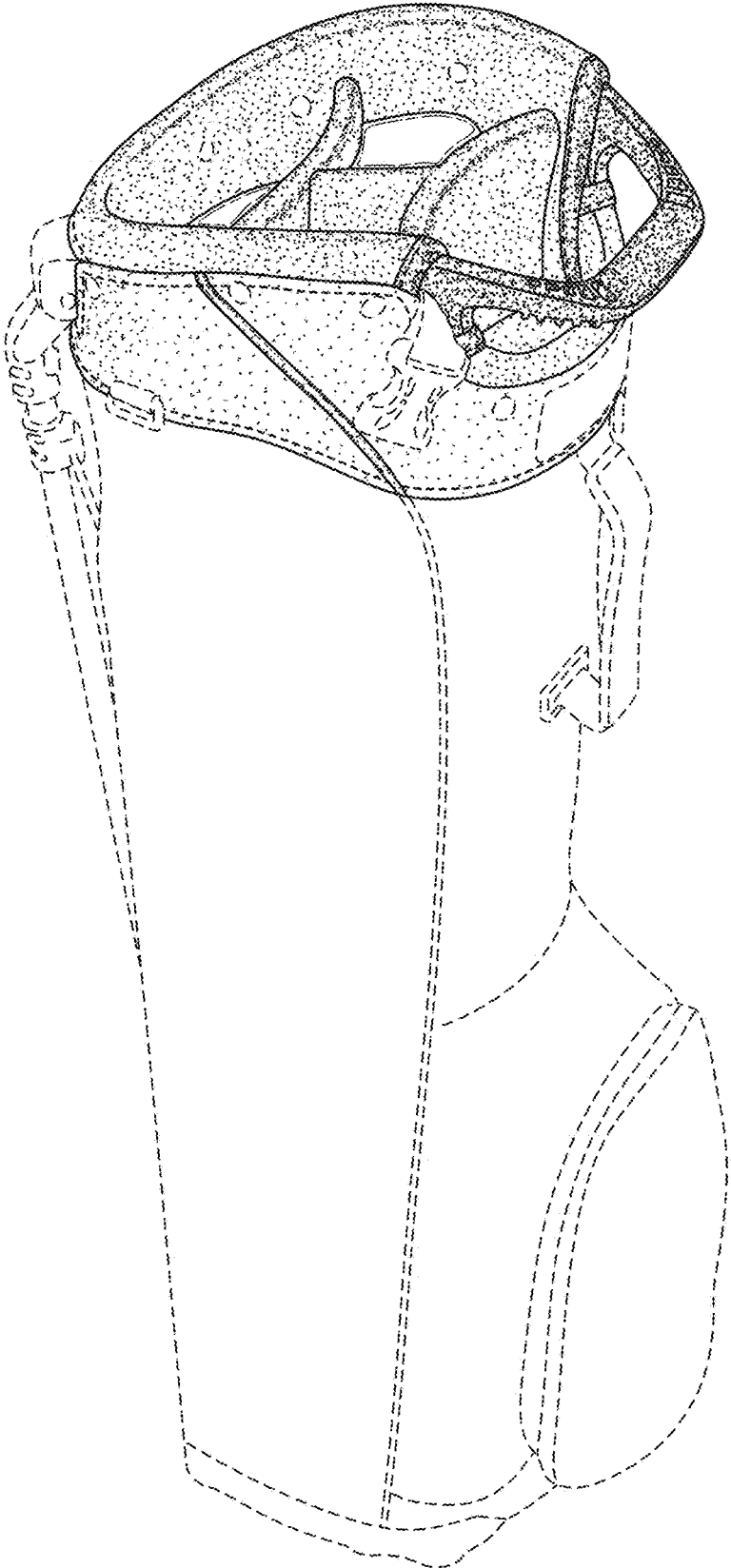


FIG. 1

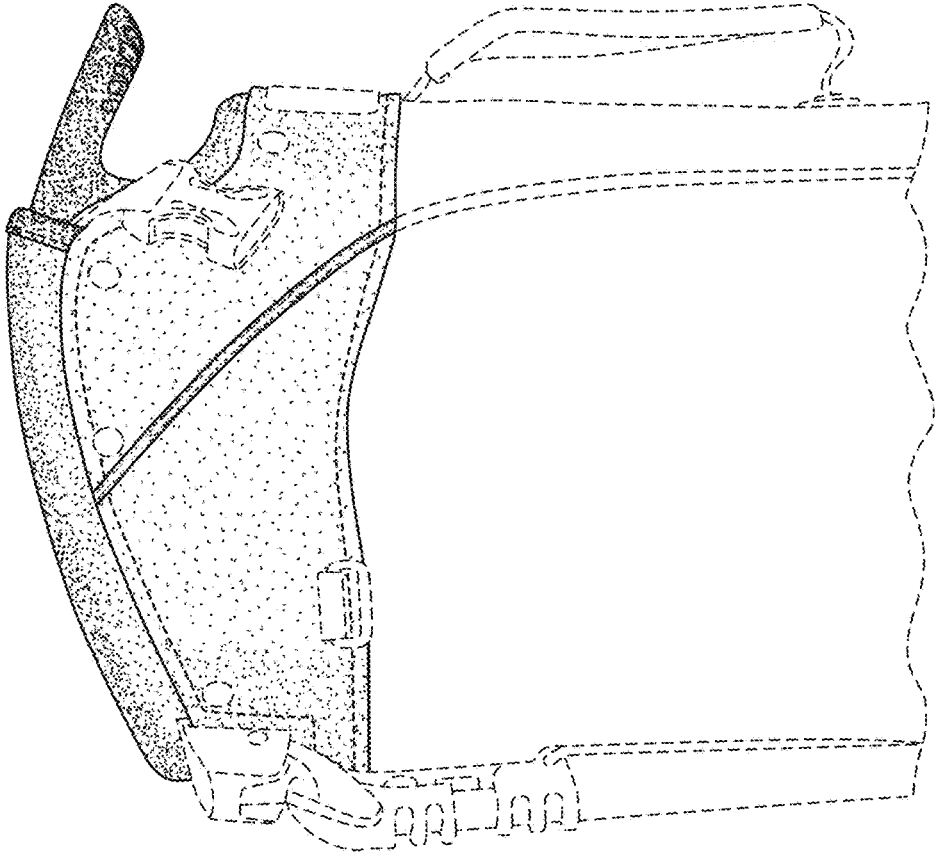


FIG. 2

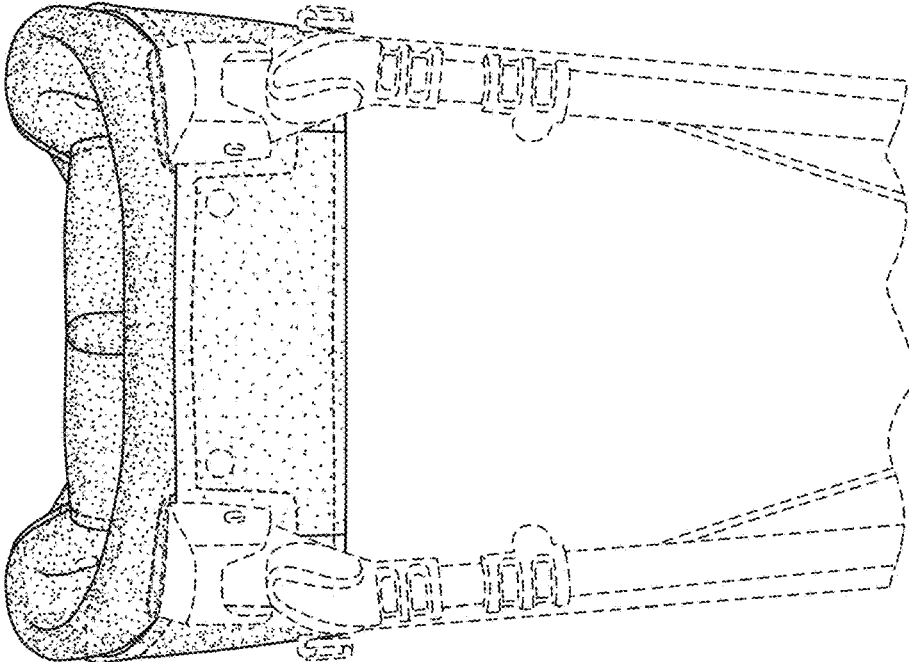


FIG. 3

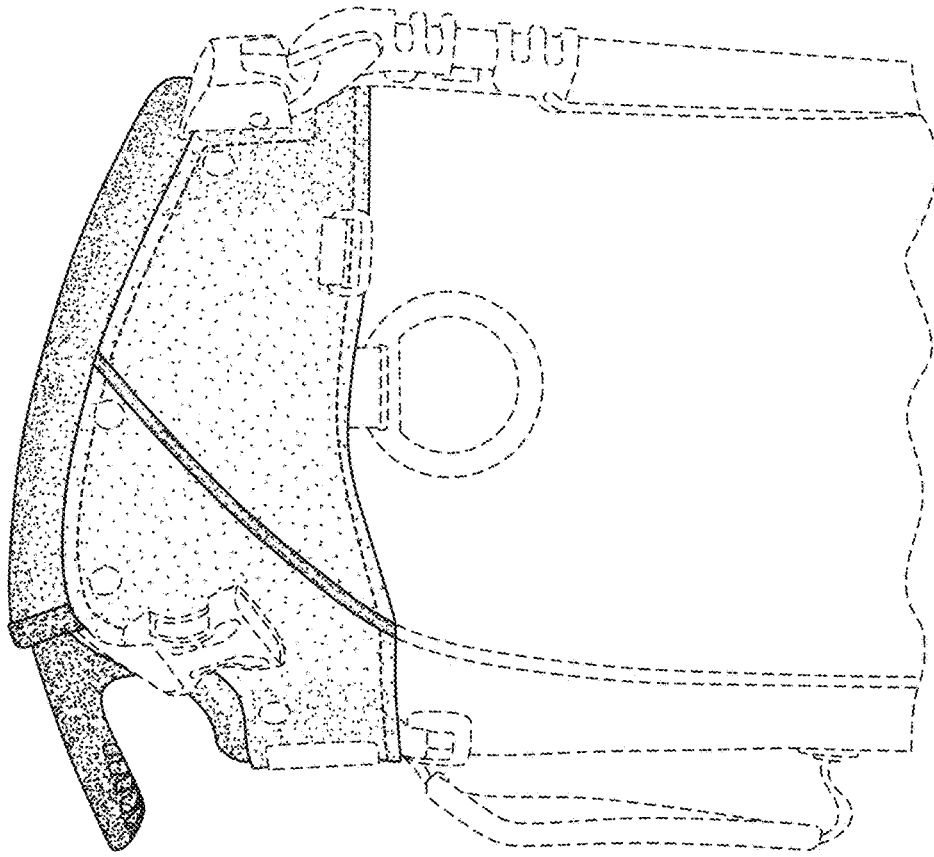


FIG. 4

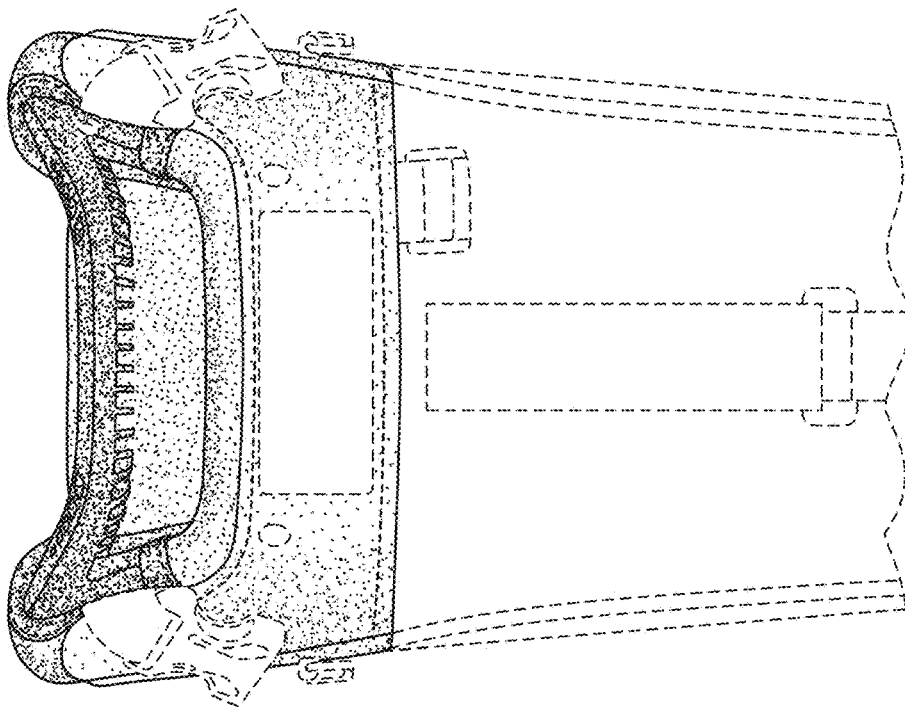


FIG. 5

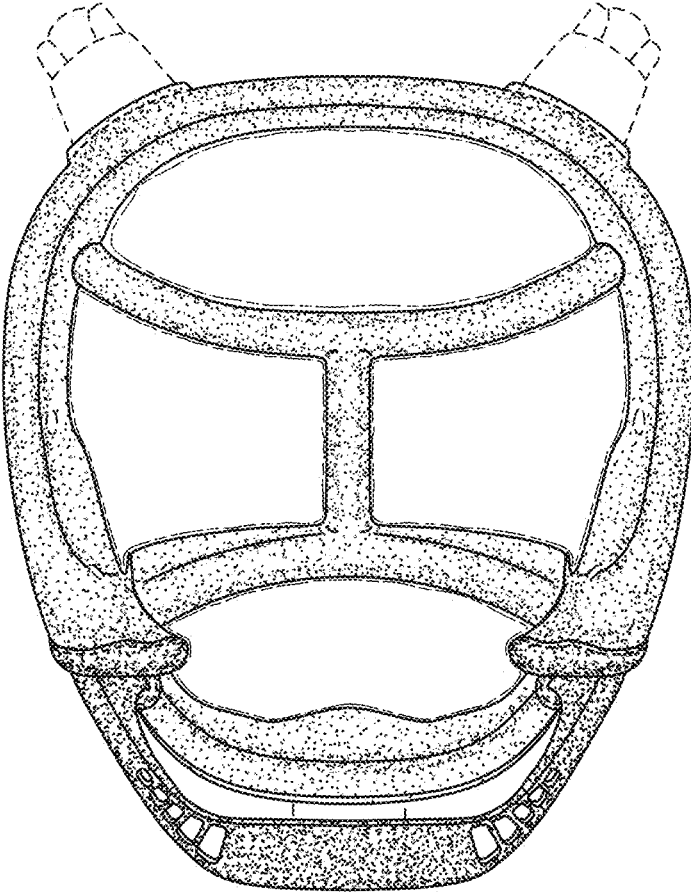


FIG. 6