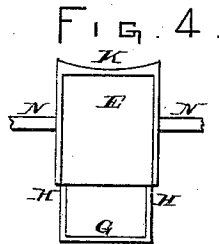
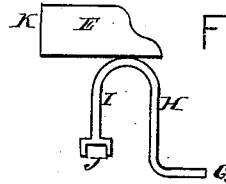
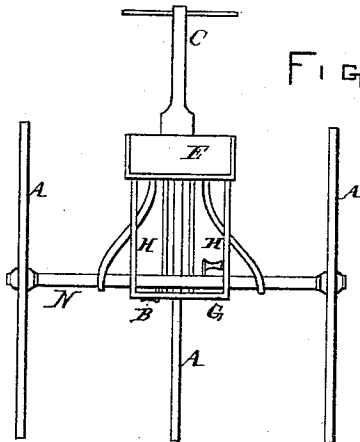
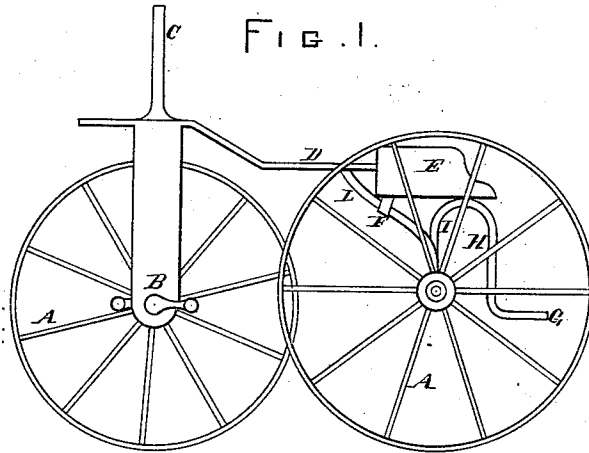


E. H. TURNER.

FOOT-RESTS AND SEATS FOR VELOCIPEDES.

No. 192,545.

Patented June 26, 1877.



ATTEST:

O. H. Adix.

Emil Adix.

INVENTOR:

Edouard H. Turner

By G. J. Chapin.

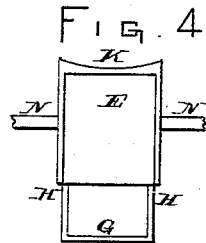
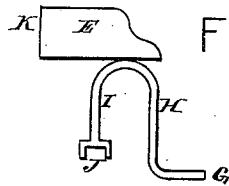
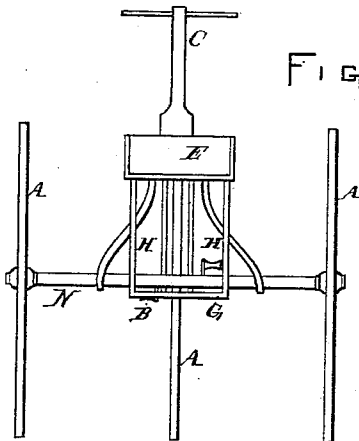
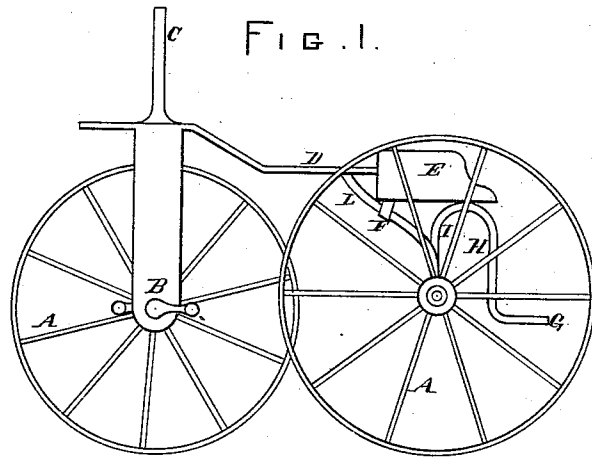
Atty.

E. H. TURNER.

FOOT-RESTS AND SEATS FOR VELOCIPEDES.

No. 192,545.

Patented June 26, 1877.



ATTEST:

O. H. Adix.

Emil Adix.

INVENTOR:

Edouard H. Turner

By G. L. Chapin.

Atty.

UNITED STATES PATENT OFFICE

EDOUARD H. TURNER, OF CHICAGO, ILLINOIS.

IMPROVEMENT IN FOOT-REST AND SEAT FOR VELOCIPEDES.

Specification forming part of Letters Patent No. **192,545**, dated June 26, 1877; application filed January 15, 1877.

To all whom it may concern:

Be it known that I, EDOUARD H. TURNER, of Chicago, in the county of Cook and State of Illinois, have invented new and useful Improvements in Combined Foot-Rests and Seats for Three-Wheeled Velocipedes, of which the following is a specification:

The present invention consists in a rod, whose ends are forked to fasten to the rear axle-tree of the velocipede, and is extended up from said ends in a double loop to support a seat; and then extends down a proper distance and terminates in a foot-rest at the middle of the wire or rod by an outward projection. The seat faces the rear of the velocipede, and its back has given to it a concave shape for the convenience of supporting the back of the driver.

My object is to provide simple and cheap means whereby the ordinary child's velocipede may be utilized to carry one or more passengers safely, and at the same time provide a detachable device, whereby, when none but the driver is to ride, he can so do without being encumbered with extra load.

A A represent the wheels, L the reach, N the axle-tree, D the driver's seat, of an ordinary velocipede. C is the guiding device, and B the cranks thereof.

G H I J represent a rod, which is forked at J, to lock or fasten to the axle-tree N; and it extends up at I to provide a double bearing for the seat E, and down at H to support the onwardly-turned foot-rest G, which is the middle part of the rod. The seat in this case is only of sufficient size for the conveyance of one person, but it may be wider and carry two. The back side of this seat is concave in

form, to provide also a support for the back of the driver, that he may be properly braced for working the cranks B. No other fastening is required to hold the rod's ends to the axle-tree; but to secure the seat E to the reach L, I employ a strap, F, which is secured to the bottom, and is by means of a buckle fastened under the reach. A clamp or set screw may, however, be substituted for the strap and buckle.

My device is adapted to be applied to a large number of three-wheeled velocipedes without any material change.

In use the velocipede is operated, in the same manner as at present, without the attachment, the load or person only requiring more power to run it. I know that seats facing to the front have been combined with three-wheeled velocipedes, so as to have a rising and falling movement, but not in the manner nor by the same mechanism as shown in my device.

I therefore disclaim being the inventor of a rear seat, *per se*, for velocipedes, and confine myself to the construction shown and described.

I claim and desire to secure by Letters Patent of the United States—

The double-backed seat E, in combination with the single rod J H I, formed to support the seat, and terminating in a foot-rest projecting out at the rear of the axle-tree, as and for the purpose set forth.

EDOUARD H. TURNER.

Witnesses:

O. H. ADIX,
G. L. CHAPIN.