

(12) STANDARD PATENT
(19) AUSTRALIAN PATENT OFFICE

(11) Application No. **AU 2005299040 B2**

(54) Title
Animal protein-free media for cultivation of cells

(51) International Patent Classification(s)
C12N 5/02 (2006.01) **C12N 1/20** (2006.01)
C12N 1/16 (2006.01) **C12N 7/02** (2006.01)

(21) Application No: **2005299040** (22) Date of Filing: **2005.10.12**

(87) WIPO No: **WO06/045438**

(30) Priority Data

(31) Number (32) Date (33) Country
10/976,399 **2004.10.29** **US**

(43) Publication Date: **2006.05.04**

(44) Accepted Journal Date: **2011.07.07**

(71) Applicant(s)
Baxter Healthcare S.A.;Baxter International Inc.

(72) Inventor(s)
Mundt, Wolfgang;Grillberger, Leopold;Dorner, Friedrich;Reiter, Manfred

(74) Agent / Attorney
Cullens Patent and Trade Mark Attorneys, Level 32 239 George Street, Brisbane, QLD, 4000

(56) Related Art
WO 2002/024876 A, 28 March 2002

(19) World Intellectual Property Organization
International Bureau



(43) International Publication Date
4 May 2006 (04.05.2006)

PCT

(10) International Publication Number
WO 2006/045438 A1

- (51) **International Patent Classification:**
CI2N 5/02 (2006.01) *CI2N 1/16* (2006.01)
CI2N 7/02 (2006.01) *CI2N 1/20* (2006.01)
- (21) **International Application Number:**
PCT/EP2005/010973
- (22) **International Filing Date:** 12 October 2005 (12.10.2005)
- (25) **Filing Language:** English
- (26) **Publication Language:** English
- (30) **Priority Data:**
10/976,399 29 October 2004 (29.10.2004) US
- (71) **Applicants (for all designated States except US):** BAXTER INTERNATIONAL INC. [US/US]; One Baxter Parkway, Deerfield, IL 60015 (US). BAXTER HEALTH-CARE S.A. [CH/CH]; Hertistrasse 2, CH-8304 Wallisellen (CH).
- (72) **Inventors; and**
- (75) **Inventors/Applicants (for US only):** GRILLBERGER, Leopold [AT/AT]; Postgasse 13/20, A-1010 Vienna (AT). REITER, Manfred [AT/AT]; Gebrueder-Lang-Gasse 11/17, A-1150 Vienna (AT). MUNDT, Wolfgang [AT/AT]; Florianigasse 57/1/2/6, A-1080 Vienna (AT). DORNER, Friedrich [AT/AT]; Peterlinigasse 17, A-1230 Vienna (AT).
- (74) **Agent:** PERREY, Ralf; Müller-Boré & Partner, Grafinger Strasse 2, 81671 München (DE).
- (81) **Designated States (unless otherwise indicated, for every kind of national protection available):** AE, AG, AL, AM, AT, AU, AZ, BA, BB, BG, BR, BW, BY, BZ, CA, CH, CN, CO, CR, CU, CZ, DE, DK, DM, DZ, EC, EE, EG, ES, FI, GB, GD, GE, GH, GM, HR, HU, ID, IL, IN, IS, JP, KE, KG, KM, KP, KR, KZ, LC, LK, LR, LS, LT, LU, LV, LY, MA, MD, MG, MK, MN, MW, MX, MZ, NA, NG, NI, NO, NL, OM, PG, PH, PL, PT, RO, RU, SC, SD, SE, SG, SK, SL, SM, SY, TJ, TM, TN, TR, TT, TZ, UA, UG, US, UZ, VC, VN, YU, ZA, ZM, ZW.
- (84) **Designated States (unless otherwise indicated, for every kind of regional protection available):** ARIPO (BW, GH, GM, KE, LS, MW, MZ, NA, SD, SL, SZ, TZ, UG, ZM, ZW), Eurasian (AM, AZ, BY, KG, KZ, MD, RU, TJ, TM), European (AT, BE, BG, CH, CY, CZ, DE, DK, EE, ES, FI, FR, GB, GR, HU, IE, IS, IT, LT, LU, LV, MC, NL, PL, PT, RO, SE, SI, SK, TR), OAPI (BF, BJ, CF, CG, CI, CM, GA, GN, GQ, GW, ML, MR, NE, SN, TD, TG).
- Published:**
— with international search report
— with amended claims
- For two-letter codes and other abbreviations, refer to the "Guidance Notes on Codes and Abbreviations" appearing at the beginning of each regular issue of the PCT Gazette.*



WO 2006/045438 A1

(54) **Title:** ANIMAL PROTEIN-FREE MEDIA FOR CULTIVATION OF CELLS

(57) **Abstract:** The present invention relates to animal protein-free cell culture media comprising polyamines and a plant- and/or yeast-derived hydrolysate. The invention also relates to animal protein-free culturing processes, wherein cells can be cultivated, propagated and passaged without adding supplementary animal proteins in the culture medium. These processes are useful in cultivating cells, such as recombinant cells or cells infected with a virus, and for producing biological products by cell culture processes.

Animal protein-free media for cultivation of cells

FIELD OF THE INVENTION

[001] The present invention relates to animal protein-free cell culture media comprising a polyamine and a plant- and/or yeast-derived hydrolysate. The invention also relates to animal protein-free culturing processes, wherein cells can be cultivated, propagated and passaged without adding supplementary animal proteins in the culture medium. These processes are useful in cultivating cells, such as recombinant cells or cells infected with a virus, and for producing biological products by cell culture processes.

BACKGROUND OF THE INVENTION

[002] For cultivation of cells, particularly eukaryotic cells, and more specifically mammalian cells, there is a constant need to use special culture media that make available the growth nutrient substances that are required for efficient growth of the cells and for the production of the proteins or viruses that are desired. For the efficient production of biological products, such as viruses or recombinant proteins, it is important that an optimal cell density is achieved as well as the protein expression itself is increased to obtain maximal product yield.

[003] Cell culture media formulations have been supplemented with a range of additives, including undefined components like fetal calf serum (FCS), several animal derived proteins and/or protein hydrolysates of bovine origin.

[004] In general, serum or serum-derived substances, such as albumin, transferrin or insulin, may contain unwanted agents that can contaminate the cell cultures and the biological products obtained therefrom. Furthermore, human serum derived additives have to be tested for all known viruses, including hepatitis and HIV, that can be

transmitted by serum. Moreover, bovine serum and products derived therefrom bear the risk of BSE contamination. In addition, all serum-derived products can be contaminated by unknown constituents. In the case of serum or protein additives that are derived from human or other animal sources in cell culture, there are numerous problems (e.g. the varying quality in composition of the different batches and the risk of contamination with mycoplasma, viruses or BSE), particularly if the cells are used for production of drugs or vaccines for human administration.

[005] Therefore, many attempts have been made to provide efficient host systems and cultivation conditions, which do not require serum or other animal protein compounds. Simple serum free medium typically includes basal medium, vitamins, amino acids organic or inorganic salts, and optionally additional components to make the medium nutritionally complex.

[006] Soy hydrolysates are known to be useful for fermentation processes and can enhance the growth of many fastidious organisms, yeasts and fungi. WO 96/26266 describes that papain digests of soy meal are a source of carbohydrate and nitrogen and many of the components can be used in tissue culture. Franek et al. (Biotechnology Progress (2000) 16, 688 - 692) describe growth and productivity promoting effects of defined soy hydrolysate peptide fractions.

[007] WO 96/15231 discloses serum-free medium composed of the synthetic minimal essential medium and yeast extract for propagation of vertebrate cells and virus production process. A medium formulation composed of a basal cell culture medium comprising a rice peptide and an extract of yeast and enzymatic digest thereof, and/or a plant lipid for growth of animal cells is disclosed in WO 98/15614. A medium comprising purified soy hydrolysate for the cultivation of recombinant cells is disclosed in WO 01/23527. WO 00/03000 discloses a medium that comprises a soy hydrolysate and a yeast extract, but also requires the presence of recombinant forms of animal proteins, such as growth factors.

[008] EP-A-0 481 791 describes a biochemically defined culture medium for culturing engineered CHO cells, which is free from protein, lipid and carbohydrate isolated from an animal source, further comprising a recombinant insulin or insulin analogue, 1 % to 0.025 % w/v papain digested soy peptone and putrescine. WO 98/08934 describes a serum-free eukaryotic cell culture comprising hydrolyzed soy peptides (1 - 1000 mg/L), 0.01 to 1 mg/L putrescine and a variety of animal-derived components, including albumin, fetuin, various hormones and other proteins. In this context, it should be also noted that putrescine is also known to be contained in standard media like DMEM/Ham's F12 in a concentration of 0.08 mg/L.

[009] However, the media known in the state of art are often nutritionally insufficient and/or must be supplemented with animal-derived protein supplements or recombinant versions of proteins, such as insulin, insulin like growth factor or other growth factors.

[010] Therefore, a current need exists to increase the yield of expressed recombinant protein or any other expression product, and specific growth rate of cells, and to provide an optimal cell culture medium completely free of animal proteins for production of biological products, such as those used as pharmaceuticals or vaccines in humans.

[011] On the basis of soy peptone extracts (also designated as "soy hydrolysates") media have been developed, which do not contain animal proteins. However, the quality of commercially available lots of soy hydrolysates varies extremely and as a result, there are large variations in the production of recombinant proteins or viral products (a variation of up to a factor of 3) as a function of the lots of soy hydrolysates used ("lot-to-lot variation"). This drawback affects the proliferation of the cells as well as the protein expression of each cell.

[012] Therefore, there is a need for an animal protein-free cell culture medium which is completely free of animal proteins and overcomes at least one of the above-mentioned problems.

SUMMARY OF THE INVENTION

[013] An object of the present invention is to provide an animal protein-free cell culture medium which does not contain any added supplementary proteins derived from an animal source and/or recombinant animal proteins, which allows efficient cell growth and in particular protein production in a continuous quality with respect to the amount of expression per cell. A further object of the present invention is to provide a method for cultivating cells and a method for efficient expression of recombinant proteins which are free of animal proteins.

[014] Another object of the present invention is to reduce plant and/or yeast derived hydrolysate in order to overcome inhibitory effects which would negatively impact the production yield of a desired recombinant or viral product. Hydrolysates were surprisingly found to be the cause of the lot-to-lot variations in production.

[015] The animal protein-free cell culture medium according to the invention comprises at least one polyamine and a plant- and/or yeast-derived hydrolysate, wherein the polyamine preferably originates from a source other than the protein hydrolysate.

[016] Surprisingly, the addition of at least one polyamine, in particular the addition of putrescine, to the animal protein-free cell culture medium provides the advantageous effect not only to promote the cell growth but in particular to increase the protein expression per cell and, in particular, recombinant protein expression per cell.

[017] Further, the animal protein-free medium according to the present invention allows consistent cell growth and increased yield of desired products, particularly of target proteins such as recombinant proteins, independent of the quality or lot variations of the protein hydrolysate, in particular of the vegetable hydrolysates, in the animal protein-free cell culture medium. The specific supplementation of cell culture media with polyamines

and a plant- and/or yeast-derived hydrolysate acts synergistically to increase cell growth, cell specific productivity and final cell density.

[018] Therefore, the animal protein free medium according to the present invention is more favorable for recombinant protein expression and cell growth rate compared to the media known in the art. Furthermore, the animal protein-free medium according to the present invention allows the reduction of the amount of protein hydrolysate to be added to a given volume of the cell culture medium.

[018a] Definitions of the specific embodiments of the invention as claimed herein follow.

[018b] According to a first embodiment of the invention, there is provided an animal protein-free cell culture medium, comprising at least one polyamine and at least one protein hydrolysate derived from the group consisting of plants and yeast, wherein the polyamine is putrescine in a concentration ranging from about 0.5 to about 10 mg/L, and the protein hydrolysate is soy hydrolysate in a concentration ranging from about 0.05% (w/v) to about 0.5% (w/v).

[018c] According to a second embodiment of the invention, there is provided a method for cultivating cells, comprising the steps of:

- (a) providing an animal protein-free cell culture medium according to the first embodiment, and
- (b) propagating the cells in the medium to form a cell culture.

[018d] According to a third embodiment of the invention, there is provided a method for expressing a target protein, comprising the steps of:

- (a) providing a culture of cells that have been grown in an animal protein- free cell culture medium according to the first embodiment;
- (b) introducing a nucleic acid sequence comprising a sequence coding for the target protein into the cells;
- (c) selecting the cells carrying the nucleic acid sequence; and
- (d) selectively inducing the expression of the target protein in the cells.

[018e] According to a fourth embodiment of the invention, there is provided a method for producing a virus, comprising the steps of:

- (a) providing a culture of cells that have been grown in an animal protein- free cell culture medium according to the first embodiment;

- (b) infecting the cells with the virus;
- (c) selecting the virus-infected cells; and
- (d) incubating the cells to propagate the virus.

BRIEF DESCRIPTION OF THE DRAWINGS

[019] Figure 1 shows a graph which compares (A) the volumetric FVIII-CoA productivity (expressed in $[U/L/D] = \text{FVIII COA Units per L reactor volume per day}$ and (B) the specific growth rate (μ expressed in $[d^{-1}] = 1 \text{ per day}$) of GD8/6 cells as a function of the media used for culture, which were supplemented with different lots (K119-1, K138-1, M022963, M024423, M022453) of soy hydrolysates (0.4% (w/v)).

[020] Figure 2 shows a table which compares the volumetric FVIII-CoA productivity of GD8/6 cells grown in media with different soy hydrolysate concentrations.

[021] Figure 3 shows a graph which compares the volumetric FVIII-CoA productivity of GD8/6 cells as a function of the media used for culture, which were supplemented with 5 different lots (K119-1, K138-1, M022963, M024423, M022453) of soy hydrolysates (0.25% (w/v)) (A) in the absence of putrescine and (B) in the presence of 1 mg/L putrescine.2HCl.

[022] Figure 4 shows a graph which compares the specific growth rates of GD8/6 cells as a function of the media used for culture, which were supplemented with 5 different lots (K119-1, K138-1, M022963, M024423, M022453) of soy hydrolysates (0.25% (w/v)) (A) in the absence of putrescine and (B) in the presence of 1 mg/L putrescine.2HCl.

[Text continues on page 6.]

[023] Figure 5 shows a table which compares the volumetric FVIII-CoA productivity (QP [U/L/D]) and the specific growth rate ($\mu[d^{-1}]$) of GD8/6 cells and their standard deviation grown in media with 5 different selected lots (K119-1, K138-1, M022963, M024423, M022453) of soy hydrolysates (0.4 % (w/v) or 0.25 % (w/v)) with the same soy hydrolysates (0.25 % (w/v)) with and without putrescine.2HCl at 1 mg/L.

[024] Figure 6 shows a table which describes the average putrescine concentrations found in soy hydrolysates (0.4 % (w/v) in cell culture medium) from different manufacturers.

[025] Figure 7 shows a table which compares the effect of soy hydrolysate (0.4% (w/v)) and soy hydrolysate (0.25 % (w/v)) + 1,8 mg/L putrescine.2HCl on the volumetric productivity (QP expressed in [mg IgG1 /L reactor volume / day] and cell specific productivity (qp [$\mu\text{g IgG1}/10\text{E}06 \text{ Cells/d}$]) in ARH77 cells secreting a monoclonal antibody.

[026] Figure 8 shows a graph which compares the effect of soy hydrolysate (0.25 % (w/v)) and soy hydrolysate (0.25 % (w/v)) + 1 mg/L putrescine (1,8 mg/L putrescine.2HCl) on the cell specific erythropoietin (EPO)-productivity of recombinant BHK cells (EPO production (Units)/glucose consumption (g)).

[027] Figure 9 shows a table comparing the effect of putrescine, ornithine and spermine over a wider concentration range (0-18 mg/L) on the specific growth (μ absolute, μ relative) and the cell specific productivity (Qp absolute, Qp relative) of GD8/6 cells cultivated in BAV-medium containing 0,0% soy hydrolysate and no amines, or BAV-medium containing a reduced soy hydrolysate concentration of 0,25% supplemented with polyamines in the concentration range indicated above. BAV – SP 0.25%= BAV medium containing 0.25% soy hydrolysate; BAV – SP 0.4%= BAV medium containing

0.4% soy hydrolysate; BAV w/o soy no polyamines= BAV medium containing neither soy hydrolysate nor polyamines.

DETAILED DESCRIPTION OF THE INVENTION

[028] One aspect of the invention relates to an animal protein-free cell culture medium comprising at least one polyamine and a plant- and/or yeast-derived hydrolysate, in a concentration sufficiently reduced in order to avoid potential inhibitory effects of the hydrolysate.

[029] The term "polyamine" refers to any of a group of organic compounds composed of carbon, nitrogen, and hydrogen, and containing two or more amino groups. For example, the term encompasses molecules selected from the group consisting of cadaverine, putrescine, spermidine, spermine, agmatine, and ornithine.

[030] Unless stated differently, concentration values indicated throughout this document refer to the free base form of the component(s).

[031] In a preferred embodiment of the animal protein-free cell culture medium the concentration of the polyamine is present in a concentration ranging from about 0.5 mg/L to about 30 mg/L, more preferably from about 0.5 mg/L to about 20 mg/L, even more preferably from about 0.5 mg/L to about 10 mg/L, more preferably from about 2 mg/L to about 8 mg/L, most preferably from about 2 to about 5 mg/L in the medium.

[032] In a preferred embodiment the total concentration of the plant- and/or yeast-derived protein hydrolysate in the animal protein-free cell culture medium is about 0.05 % to about 5 % (w/v), more preferably about 0.05 % to about 2 % (w/v), more preferably about 0.05 % to about 1 % (w/v), more preferably about 0.05 % to about 0.5 % (w/v), most preferably about 0.05 % to about 0.25 % (w/v); i.e. if the medium contains a plant- and a yeast derived protein hydrolysate, the total concentration is calculated by the

summing up the concentration values of each of the protein hydrolysate components contained in the medium.

[033] The term "animal protein free cell culture medium" according to the invention refers to a medium that does not contain proteins and/or protein components from higher multicellular non-plant eukaryotes. Typical proteins that are avoided are those found in serum and serum-derived substances, such as albumin, transferrin, insulin and other growth factors. The animal protein free cell culture medium is also free of any purified animal derived products and recombinant animal derived products as well as protein digests and extracts thereof or lipid extracts or purified components thereof. Animal proteins and protein components are to be distinguished from non-animal proteins, small peptides and oligopeptides obtainable from plants (usually 10 - 30 amino acids in length), such as soy bean, and lower eukaryotes, such as yeast which may be included into the animal protein free cell culture medium according to the invention.

[034] The animal protein free culture medium according to the invention may be based on any basal medium such as DMEM, Ham's F12, Medium 199, McCoy or RPMI generally known to the skilled worker. The basal medium may comprise a number of ingredients, including amino acids, vitamins, organic and inorganic salts, and sources of carbohydrate, each ingredient being present in an amount which supports the cultivation of a cell which is generally known to the person skilled in the art. The medium may contain auxiliary substances, such as buffer substances like sodium bicarbonate, antioxidants, stabilisers to counteract mechanical stress, or protease inhibitors. If required, a non-ionic surfactant such as mixtures of polyethylene glycols and polypropylene glycols (e.g. Pluronic F68®, SERVA) can be added as a defoaming agent.

[035] The polyamine employed for the animal protein free culture medium according to the invention may be selected from the group consisting of cadaverine, putrescine,

spermidine, spermine, agmatine, ornithine, and combinations thereof. Most preferably, the animal protein free culture medium contains ornithine, putrescine and spermine.

[036] In an preferred embodiment of the animal protein free culture medium the polyamine controls DNA- and RNA-synthesis, cell proliferation, cell differentiation, membrane stabilization, and/or antioxidative DNA-protection. Putrescine, spermidine, spermine, and ornithine are examples of polyamines which exhibit these functions. Another example of a polyamine is cadaverine.

[037] In another preferred embodiment of the animal protein-free cell culture medium according to the invention the polyamine originates from a source other than the protein hydrolysate.

[038] In a further preferred embodiment of the animal protein-free cell culture medium the polyamine is present in a concentration ranging from about 0.5 to about 30 mg/L, more preferably from about 0.5 mg/L to about 20 mg/L, even more preferably from about 0.5 mg/L to about 10 mg/L, more preferably from about 2 mg/L to about 8 mg/L, most preferably from about 2 to about 5 mg/L in the medium, and the plant- and/or yeast-derived protein hydrolysate is present in the medium in a concentration ranging from about 0.05 % to about 5 % (w/v), more preferably about 0.05 % to about 2 % (w/v), more preferably about 0.05 % to about 1 % (w/v), more preferably about 0.05 % to about 0.5 % (w/v), most preferably about 0.05 % to about 0.25 % (w/v).

[039] The plant-derived protein hydrolysate used for the animal protein-free cell culture medium according to the invention is preferably selected from the group consisting of a cereal hydrolysate and/or a soy hydrolysate. The soy hydrolysate may be a highly purified soy hydrolysate, a purified soy hydrolysate or crude soy hydrolysate.

[040] The term "hydrolysate" includes any enzymatic digest of a vegetable or yeast extract. The "hydrolysate" can be further enzymatically digested, for example by papain,

and/or formed by autolysis, thermolysis and/or plasmolysis. Hydrolysates to be used according to the present invention are also commercially available, such as HyPep 1510[®], Hy-Soy[®], Hy-Yeast 412[®] and Hi-Yeast 444[®], from sources such as Quest International, Norwich, NY, OrganoTechnie, S.A. France, Deutsche Hefewerke GmbH, Germany, or DMV Intl. Delhi, NY. Sources of yeast extracts and soy hydrolysates are also disclosed in WO 98/15614, WO 00/03000, WO 01/23527 and US 5,741,705.

[041] The hydrolysates are preferably purified from crude fraction, because impurities could interfere with efficient cultivation. Purification can be carried out by ultrafiltration or Sephadex chromatography, for example with Sephadex 25 or Sephadex G10 or equivalent materials, ion exchange chromatography, affinity chromatography, size exclusion chromatography or reverse-phase-chromatography. The fractions may contain hydrolysates of defined molecular weight, preferably up to about 1000 Dalton, more preferably up to about 500 Dalton, most preferably up to about 350 Dalton. At least about 90% of the hydrolysate has preferably a molecular weight of up to about 1000 Dalton. The average molecular weight of the hydrolysates lies preferably between about 220 and about 375 Daltons. The pH value of the hydrolysate should be in the range of from about 6.5 to about 7.5. The total nitrogen content is preferably between about 5 and about 15%, and the ash content is preferably up to about 20%. The free amino acid content is preferably between about 5% and about 30%. The endotoxin content is preferably less than about 500 U/g.

[042] The invention also provides a method of using at least one polyamine for addition to an animal protein-free cell culture medium containing a plant- and/or yeast-derived protein hydrolysate, for increasing the protein expression yield in the cultured cells. According to a preferred embodiment of the invention, the polyamine is present in the culture medium in a total concentration ranging from about 0.5 to about 30 mg/L, more preferably from about 0.5 mg/L to about 20 mg/L, even more preferably from about 0.5 mg/L to about 10 mg/L, more preferably from about 2 mg/L to about 8 mg/L, most preferably from about 2 to about 5 mg/L in the medium. Preferably, the polyamine is

selected from the group consisting of cadaverine, putrescine, spermidine, spermine, agmatine, ornithine, and combinations thereof. Preferably, the plant- and/or yeast-derived protein hydrolysate is present in the medium in a concentration ranging from about 0.05 % to about 5 % (w/v), more preferably about 0.05 % to about 2 % (w/v), more preferably about 0.05 % to about 1 % (w/v), more preferably about 0.05 % to about 0.5 % (w/v), most preferably about 0.05 % to about 0.25 % (w/v).

[043] The present invention further relates to a method for cultivating cells, comprising the steps of:

- (a) providing an animal protein-free cell culture medium according to the invention, and
- (b) propagating the cells in the medium to form a cell culture.

[044] In a preferred embodiment the animal protein-free cell culture medium comprises at least one polyamine and a plant- and/or yeast-derived hydrolysate. Preferably the polyamine originates from a source other than the protein hydrolysate.

[045] The present invention is not limited to any type of cells. In a preferred embodiment of the invention the cells used are for example mammalian cells, insect cells, avian cells, bacterial cells, yeast cells. The cells may be for example stem cells or recombinant cells transformed with a vector for recombinant gene expression, or cells transfected with a virus for producing viral products. The cells may also be for example cells producing a protein of interest without recombinant transformation, e.g. a B-cell producing an antibody, which may be transformed into an immortalized status e.g. by viral infection like Epstein Barr Virus infection. The cells may also be for example primary cells, e.g. chicken embryo cells, or primary cell lines. Preferred are cells that are used for *in vitro* virus production. In a preferred embodiment the cells may be BSC cells, LLC-MK cells, CV-1 cells, COS cells, VERO cells, MDBK cells, MDCK cells, CRFK cells, RAF cells, RK cells, TCMK-1 cells, LLCPK cells, PK15 cells, LLC-RK cells, MDOK cells, BHK-21 cells,

CHO cells, NS-1 cells, MRC-5 cells, WI-38 cells, BHK cells, 293 cells, RK cells, and chicken embryo cells.

[046] The cells used according to the present invention may be cultivated by a method selected from the group of batch-cultivation, feed-batch-cultivation, perfusion cultivation and chemostate-cultivation all of which are generally known in the field.

[047] The present invention further relates to a method for expressing a target protein such as a heterologous or autologous protein or a recombinant protein, comprising the steps of:

- a) providing a culture of cells that have been grown in an animal protein-free cell culture medium according to the invention; and
- b) introducing a nucleic acid sequence comprising a sequence coding for the target protein into the cells;
- c) selecting the cells carrying the nucleic acid sequence; and
- d) selectively inducing the expression of the target protein in the cells.

[048] In a preferred embodiment the animal protein-free cell culture medium comprises at least one polyamine and a plant- and/or yeast-derived hydrolysate. Preferably, the polyamine originates from a source other than the protein hydrolysate.

[049] The nucleic acid sequence comprising a sequence coding for the target protein may be a vector. The vector may be a virus or a plasmid. The sequence coding for a target protein may be a specific gene or a biological functional part thereof. In a preferred embodiment the target protein is at least a biologically active part of a blood coagulation factor such as the Factor VIII or at least a biologically active part of a protein involved in the production of red blood cells and angiogenesis such as erythropoietin, or a monoclonal antibody.

[050] Preferably, the nucleic acid further comprises other sequences suitable for controlled expression of a target protein such as promoter sequences, as enhancers, TATA boxes, transcription initiation sites, polylinkers, restriction sites, poly-A-sequences, protein processing sequences, selection markers, and the like which are generally known to the person skilled in the art.

[051] Most preferred are the following cell lines transformed with a recombinant vector for the expression of the respective products: CHO cells for the production of recombinant coagulation factor VIII, BHK cells for the production of recombinant erythropoietin, Epstein Barr virus transformed, immortalized human B cells for the production of human antibodies.

[052] The present invention further relates to a method for producing a virus or part of a virus, comprising the steps of:

- a) providing a culture of cells that have been grown in an animal protein-free cell culture medium according to the invention; and
- b) infecting the cells with a virus;
- c) selecting the virus-infected cells; and
- d) incubating the cells to propagate the virus.

[053] In a preferred embodiment the animal protein-free cell culture medium comprises at least one polyamine and a plant- and/or yeast-derived hydrolysate. More preferably, the polyamine originates from a source other than the protein hydrolysate.

[054] The virus used in the method according to the invention may be any pathogenic virus, mammalian, preferably human virus, such as a vaccinia or attenuated vaccinia virus, e.g. for smallpox vaccines, coronavirus, preferably SARS virus, e.g. for production of SARS vaccines, orthomyxovirus, preferably influenza virus, e.g. for production of influenza vaccines, paramyxovirus, retrovirus, influenza A or B virus, Ross River virus, flavivirus, preferably West Nile virus or FSME virus (i.e. tick borne encephalitis virus),

e.g. for the production of the respective vaccines, picornavirus, arena virus, herpesvirus, poxvirus or adenovirus.

[055] The virus may be a wild-type-virus, an attenuated virus, a reassortant virus, or a recombinant virus or combinations thereof, e.g. attenuated and recombinant. In addition, instead of actual virions being used to infect cells with a virus, an infectious nucleic acid clone may be used. Split virions may also be used.

[056] The method for expressing a protein or producing a virus may be used for producing immunogenic compositions comprising a virus or a virus antigen.

[057] The cells used for the method for producing a virus may be selected from the group consisting of mammalian cells, insect cells, avian cells, bacterial cells, and yeast cells. Preferably, the cells are cultivated by a method selected from the group consisting of batch-cultivation, feed-batch-cultivation, perfusion cultivation and chemostat-cultivation.

[058] Preferred combinations of cells with viruses for producing a virus or part of a virus are Vero cell/attenuated vaccinia, Vero cell/Vaccinia, Vero cell/Hepatitis A, Vero cell/Influenza Virus, Vero cell/West Nile Virus, Vero cell/SARS Virus, chicken embryo cells/FSME virus.

[059] The present invention further relates to a method of using the animal protein-free cell culture medium according to the invention for culturing cells expressing a target protein.

[060] The present invention will now be further illustrated in the following examples, without being limited thereto.

EXAMPLES

Example 1 (BAV-medium)

[061] Animal protein free medium was prepared with basal DMEM/HAM's F12 (1:1) medium supplemented with inorganic salts, amino acids, vitamins and other components (Life technologies, 32500 Powder). Also added were L-glutamine (600 mg/L), ascorbic acid (20 μ M), ethanol amine (25 μ M), Synperonic ® (SERVA) (0.25 g/L), sodium selenite (50 nM). Additionally, essential amino acids were supplemented to the cell culture medium. Further, varying concentrations of soy hydrolysate (Quest Technologies, NY or DMV Intl., NY) in the range of 0,0-1,0% and varying concentrations of polyamines (0-10 mg/L) were added (Figure 1-9)

Example 2

[062] Cell cultures of recombinant mammalian cells (e.g. CHO-cells stably expressing Factor VIII = GD8/6-cells) were grown in suspension in a chemostat culture in 10 l bioreactors. The culture conditions of 37 °C, oxygen saturation 20% and pH 7.0 to 7.1 were kept constant. The cultures were supplied with a constant feed of BAV-medium as defined in Example 1 additionally supplemented with soy hydrolysates in the range of 0,1-1,0% and/or addition of putrescine.2HCl in the range of 0-1 mg/L (cf. Figure 1-5).

[063] Small scale experiments with GD8/6 cells in suspension culture were carried in Techne spinner flasks at 200 ml working volume in batch refeed mode at 37 °C, without pH and pO₂ control. The cultures were supplied with BAV-medium as defined in Example 1 without supplementation of soy hydrolysate and polyamines, or supplemented with soy hydrolysate in the range of 0.1-0,4% and/or putrescine.2HCl, ornithine.HCl, spermine.4HCl in the range of 0-18 mg/L (equivalent to 0-10 mg/L of the polyamine without .HCl (cf. Figure 9).

Example 3 (cf. Figure 1 to 5 7, and 9)

[064] Cell counts from suspension cells or immobilized cells were determined either by counting with a CASY[®] cell counter as described by Schärfe et al., (Biotechnologie in LaborPraxis 10: 1096 - 1103 (1988)) or by citric acid extraction and fluorescent staining of the nuclei followed by counting with a NucleoCounter[®] (Chemometec, DK). The specific growth rate (μ) is calculated from the increase of the cell densities (X_t) and/or the dilution rate (D) of the steady state of chemostat cultures of suspensions cells over a certain time interval (t):

$$\mu = D + \ln (X_t / X_0) / t$$

Example 4

[065] The activity of Factor VIII (FVIII) (cf. Figures 1 to 5 and 9) was measured by a chromogenic assay (Chromogenic, Sweden). The activity of erythropoietin (cf. Figure 8) and the monoclonal antibody titer (cf. Figure 7) were measured by ELISA test systems.

[066] The volumetric productivity is calculated from the amount of activity units or antigen titers yielded per liter reactor volume per day (U/L/d or mg/L/d) in the respective production systems.

[067] The cell specific productivity is defined as the specific amount of produced protein (U or μg) per number of cells per day (cf. Figures 7 and 9) or as the specific amount of produced protein (U) produced per amount of D-glucose consumed by the cells (cf. Figure 8).

Example 5

[068] GD8/6 cells were supplied with BAV-medium containing 0.4% (w/v) of different soy hydrolysate lots. The volumetric FVIII-productivity varied from about 600 to 1800 U/L/d and the specific growth rates varied of from 0.35 to 0.52 μ [d-1] between the different lots (cf. Figure 1). This indicates that the soy hydrolysate lots at the 0,4% concentration does not allow consistent growth of the GD8/6 cells, possibly due to inhibitory substances affecting the specific growth rate (μ) which are contained in the soy hydrolysates.

Example 6

[069] GD8/6 cells were supplied with BAV-medium containing different concentrations of soy hydrolysate lot M022257 (in the range of 0.15 – 1,0% w/v). The volumetric FVIII-productivity varied of from 500 to 1.100 U/L/d and reached an optimum productivity of 1.100 U/L/d at a soy hydrolysate concentration of 0.4% (w/v) (cf. Figure 2).

Example 7

[070] GD8/6 cells were supplied with BAV-medium containing 0.25 % (w/v) of the same 5 different soy hydrolysate lots as described in Example 5 (Figures 3A and 4A) and 0.25 % (w/v) soy hydrolysate of the same soy hydrolysate lots additionally supplemented with 1 mg/L putrescine.2 HCl (Figures 3B and 4B), respectively. The volumetric FVIII-productivity varied of from 1700 U/L/d to 500 U/L/d in the cells grown BAV-SP medium containing 0.25 % (w/v) soy hydrolysate of different soy hydrolysate lots (Figure 3A). The specific growth rate varied of from 0.58 to 0.24 μ [d-1], indicating that the reduction of the soy hydrolysate concentration does not lead to an improved or more consistent growth rate of the cells (Figure 4A).

[071] In contrast, only minor variations of the volumetric FVIII-productivity (Figure 3B) and specific growth rates (Figure 4B) between the same soy hydrolysate lots are

observed in the cells grown BAV-medium containing 0.25 % (w/v) soy hydrolysate when supplemented with 1 mg/L putrescine.2HCl. The addition of 1 mg/L putrescine.2HCl approximately compensates the reduction of this polyamine by the reduction of soy hydrolysate concentration from 0.4% (w/v) to 0.25% (w/v). From this it can be concluded that not the concentration of the polyamine itself, but the addition of the polyamine in combination with the reduction of the soy hydrolysate concentrations leads to a reduction of inhibitory substances which reduce growth and productivity (see Example 5). Furthermore, the addition of putrescine also leads to an over proportional increased volumetric productivity of FVIII due to an increase of the cell specific FVIII productivity (Figure 5).

[072] Thus addition of putrescine to animal protein-free cell culture media not only promotes protein expression rate of cultured cells but it also reduces the amount of plant hydrolysate to be included into the culture media in order to obtain the same cell growth. As a result, culture media become less affected by the lot-by-lot variation of quality of plant hydrolysate and thus an overall improvement of the cell culture conditions is achieved.

Example 8

[073] Figure 5 comprises the statistical analysis of the Examples shown in Figure 1, 2 and 4: GD8/6 cells were supplied with BAV-medium containing 0.4% (w/v) of soy hydrolysate or 0.25% (w/v) soy hydrolysate or 0.25 % (w/v) soy hydrolysate and 1mg/L putrescine.2HCl. Standard deviations are calculated based on five selected lots of soy hydrolysates (K119-1, K138-1, M022963, M024423, M022453). The volumetric and cell specific FVIII-productivity and the specific growth rate with 0.25% (w/v) soy hydrolysate was lower than with 0.4 % (w/v) soy hydrolysate, which confirms the optimum depicted in Figure 2. However, the volumetric and cell specific FVIII-productivity and the specific growth rate increases in cell culture medium containing 0.25% (w/v) soy hydrolysate + 1 mg/L putrescine.2HCl. Further, the standard deviation calculated from five different lots

of soy hydrolysates is significantly reduced (cf. Figure 5 [QP [U/L/D] = volumetric productivity; qp [mU/10⁶ cells / day] = cell specific productivity).

Example 9

[074] Examples 7 and 8 show that putrescine is an active compound supporting cell growth and, more specifically protein expression. Therefore, the concentration of putrescine from different soy hydrolysate lots from 2 different suppliers (Quest and DMV) were quantitatively analysed by a HPLC method and evaluated statistically. The concentration in the cell culture media prepared with soy hydrolysate from both suppliers was approximately 2.3 mg/L putrescine, when soy hydrolysate was added to the medium in a concentration of 0.4% (w/v) (cf. Figure 6).

Example 10

[075] ARH77 cells (human lymphoblastoid cell line stably expressing hlgG) were grown in a perfusion culture after immobilization on macroporous microcarriers in a 80 L stirred tank bioreactor at 37°C, pH 7,0-7,2 and pO₂ 20–80% air saturation, supplied with BAV medium containing 0.4% (w/v) of soy hydrolysate or 0.25 % (w/v) soy hydrolysate + 1,8mg/L putrescine.2HCl. Arithmetic means and standard deviations were calculated from data points representing the steady states for the respective medium formulations. The volumetric hlgG-volumetric productivity/cell specific productivity in BAV-medium supplemented with 0.4% (w/v) soy hydrolysate was lower than in BAV-medium supplemented with 0.25% (w/v) soy hydrolysate + 1,8mg/L putrescine.2HCl. This experiment indicates that the medium composition according to the present invention is capable to promote also the expression of monoclonal antibodies from a transformed cell line. Further, the specific medium composition can also be used in perfusion cultures (cf. Figure 7).

Example 11

[076] Recombinant BHK cells were grown to confluence in 5% (v/v) fetal calf serum containing medium. The cells were washed with protein-free medium and incubated for 3 days in BAV medium supplemented with 0.25% (w/v) soy hydrolysate or 0.25% (w/v) soy hydrolysate + 1,8mg/L putrescine.2HCl (Figure 8). Since no cell counting in this experiment was performed, the glucose consumption rate (g/L) was measured over three days to prove equivalent biomass in the culture system. The EPO-activity (mU/ml) was correlated with the glucose consumption rate (g/L) over three days. The addition of putrescine gives a 16% increase in EPO productivity compared to BAV-medium merely supplemented with 0.25% (w/v) soy peptone. This experiment also indicates that the medium composition according to the present invention is capable to promote the expression of different recombinant proteins.

Example 12

[077] To prove the specific effect of putrescine, ornithine and spermine over a wider concentration range (0-18 mg/L equivalent to 0-10 mg/L of the polyamine without -.HCl) an experiment was carried where the GD8/6 cells were incubated in Techne spinner flasks at 1-1,5 E06 cells/ml in BAV-medium containing 0,25% and 0,4% soy hydrolysate without polyamines, and BAV-medium containing the reduced soy hydrolysate concentration of 0,25% with the polyamines in the above mentioned concentration range. All three polyamines in the investigated concentration range resulted in a significant increase of cell specific productivity (expressed in mU/106 cells/day) compared to the unsupplemented medium formulation with 0,25% soy hydrolysate, or the increased concentration of 0,4%. The increase of the cell specific productivity is clearly not correlating with an increased specific growth rate, which confirms the specific effect on the expression rate of recombinant FVIII of the GD8/6 cells (Figure 9).

[078] The term "comprise" and variants of the term such as "comprises" or "comprising" are used herein to denote the inclusion of a stated integer or stated integers but not to exclude any other integer or any other integers, unless in the context or usage an exclusive interpretation of the term is required.

[079] Any reference to publications cited in this specification is not an admission that the disclosures constitute common general knowledge in Australia.

The claims defining the invention are as follows:

1. An animal protein-free cell culture medium, comprising at least one polyamine and at least one protein hydrolysate derived from the group consisting of plants and yeast, wherein the polyamine is putrescine in a concentration ranging from about 0.5 to about 10 mg/L, and the protein hydrolysate is soy hydrolysate in a concentration ranging from about 0.05% (w/v) to about 0.5% (w/v).
2. The animal protein-free cell culture medium according to claim 1, wherein the polyamine originates from a source other than a protein hydrolysate.
3. A method for cultivating cells, comprising the steps of:
 - (a) providing an animal protein-free cell culture medium according to claim 1 or claim 2; and
 - (b) propagating the cells in the medium to form a cell culture.
4. The method according to claim 3, wherein the cells are selected from the group consisting of mammalian cells, insect cells, avian cells, bacterial cells, and yeast cells.
5. The method according to claim 3 or claim 4, wherein the cells are cultivated by a method selected from the group consisting of batch-cultivation, feed-batch-cultivation, perfusion cultivation, and chemostat-cultivation.
6. A method for expressing a target protein, comprising the steps of:
 - (a) providing a culture of cells that have been grown in an animal protein-free cell culture medium according to claim 1 or claim 2;
 - (b) introducing a nucleic acid sequence comprising a sequence coding for the target protein into the cells;
 - (c) selecting the cells carrying the nucleic acid sequence; and
 - (d) selectively inducing the expression of the target protein in the cells.
7. The method according to claim 6, wherein the cells are selected from the group consisting of mammalian cells, insect cells, avian cells, bacterial cells, and yeast cells.
8. The method according to claim 6 or claim 7, wherein the cell/target protein combination is selected from the group consisting of CHO cells/coagulation factor VIII, BHK cells/erythropoietin, Epstein Barr virus transformed, immortalized human B cells/human antibodies.

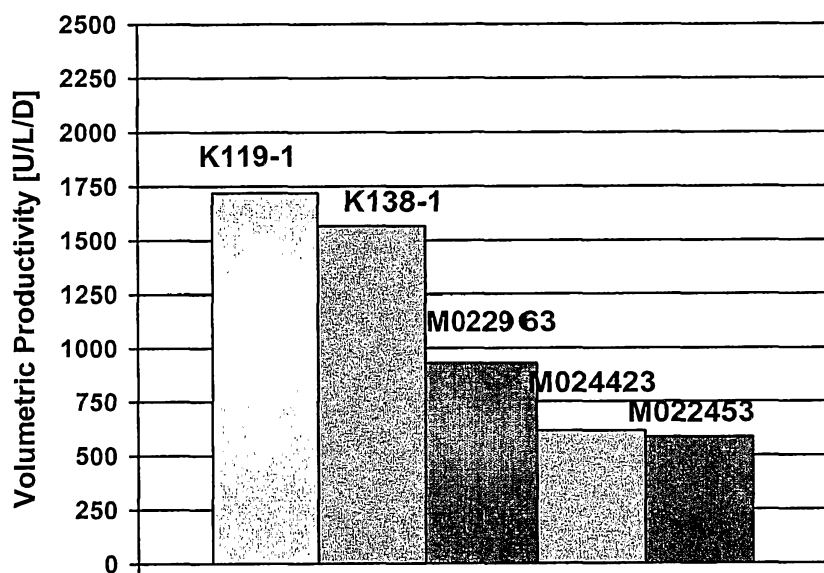
9. The method according to any one of claim 6 to 8, wherein the cells are cultivated by a method selected from the group consisting of batch-cultivation, feed-batch- cultivation, perfusion cultivation, and chemostat-cultivation.
10. A method for producing a virus, comprising the steps of:
 - (a) providing a culture of cells that have been grown in an animal protein- free cell culture medium according to claim 1 or claim 2;
 - (b) infecting the cells with the virus;
 - (c) selecting the virus-infected cells; and
 - (d) incubating the cells to propagate the virus.
11. The method according to claim 10, wherein the cells are selected from the group consisting of mammalian cells, insect cells, avian cells, bacterial cells, and yeast cells.
12. The method according to claim 10 or claim 11, wherein the cell/virus combination is selected from the group consisting of Vero cell/attenuated vaccinia, Vero cell/vaccinia, Vero cell/hepatitis A, Vero cell/influenza virus, Vero cell/West Nile virus, Vero cell/SARS virus, and chicken embryo cells/FSME virus.
13. The method according to any one of claims 10 to 12, wherein the cells are cultivated by a method selected from the group consisting of batch-cultivation, feed-batch- cultivation, perfusion cultivation, and chemostat-cultivation.
14. An animal protein-free cell culture medium as defined in claim 1 and substantially as hereinbefore described with reference to the examples.
15. A method for cultivating cells, comprising the steps of:
 - (a) providing an animal protein-free cell culture medium according to claim 14; and
 - (b) propagating the cells in the medium to form a cell culture.
16. A method for expressing a target protein, comprising the steps of:
 - (a) providing a culture of cells that have been grown in an animal protein- free cell culture medium according to claim 14;
 - (b) introducing a nucleic acid sequence comprising a sequence coding for the target protein into the cells;
 - (c) selecting the cells carrying the nucleic acid sequence; and
 - (d) selectively inducing the expression of the target protein in the cells.

17. A method for producing a virus, comprising the steps of:
- (a) providing a culture of cells that have been grown in an animal protein- free cell culture medium according to claim 14;
 - (b) infecting the cells with the virus;
 - (c) selecting the virus-infected cells; and
 - (d) incubating the cells to propagate the virus.

Date: 13 May 2011

Figure 1

A



B

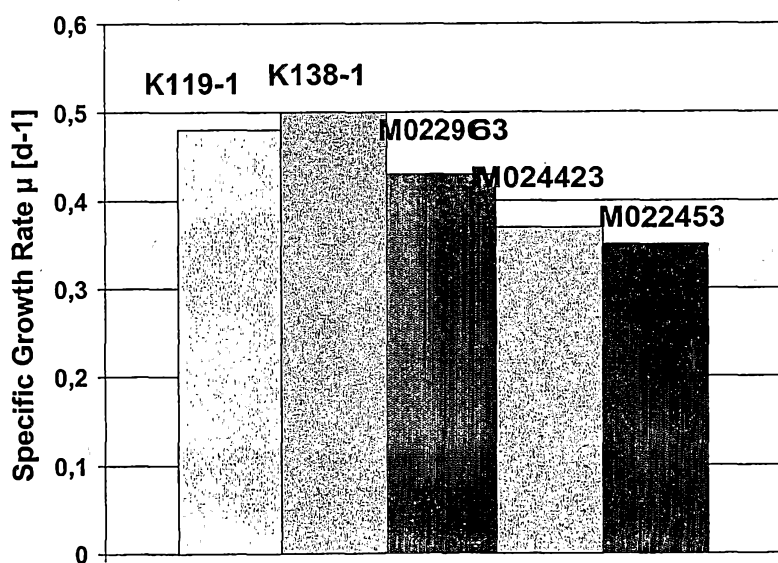
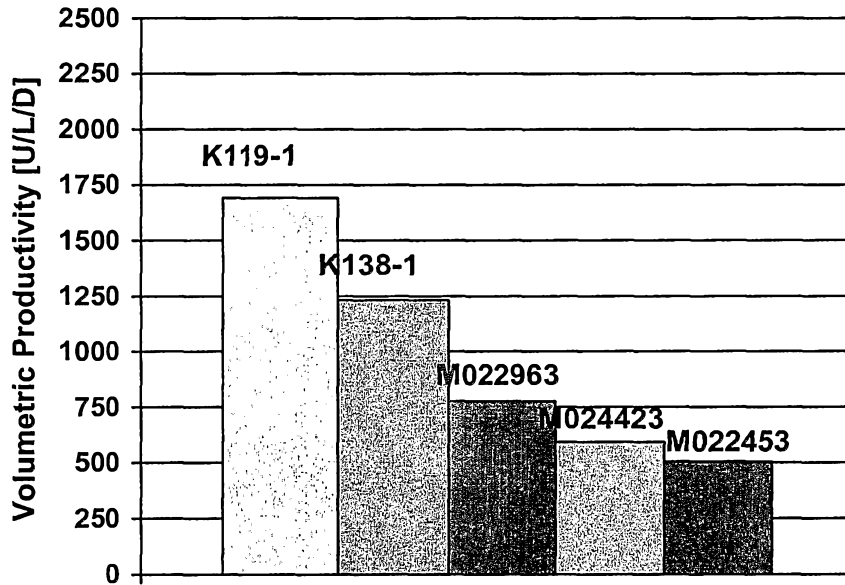


Figure 2

Soy Peptone Concentration (%)	FVIII Productivity (U/L/D)
0.15	500 - 600
0.25	900 - 1,000
0.40	1,000 - 1,1000
0.75	1,000 - 1,1000
1.00	500 - 600

Figure 3

A



B

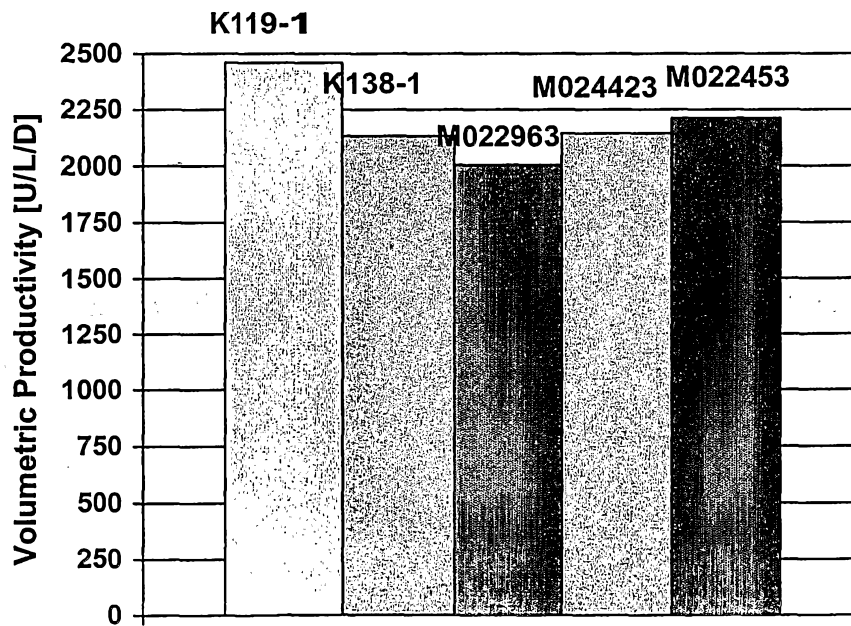
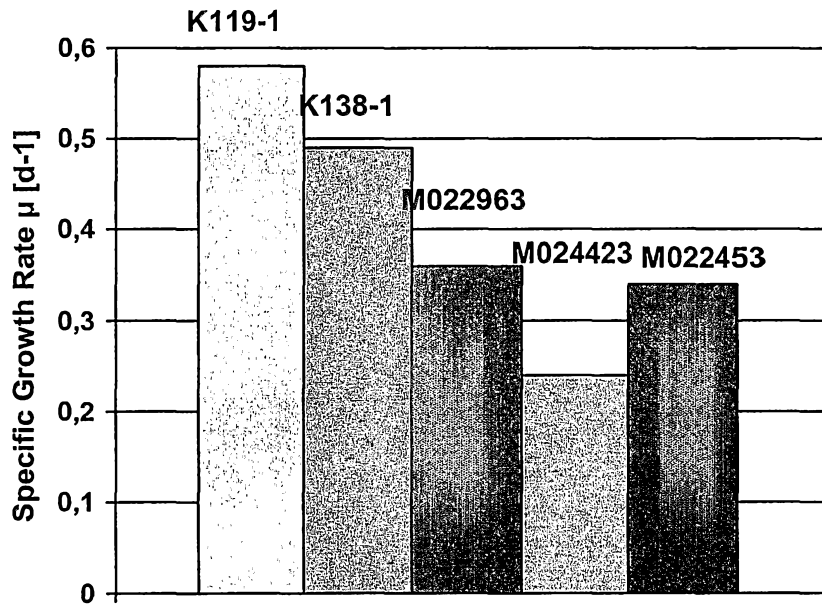


Figure 4

A



B

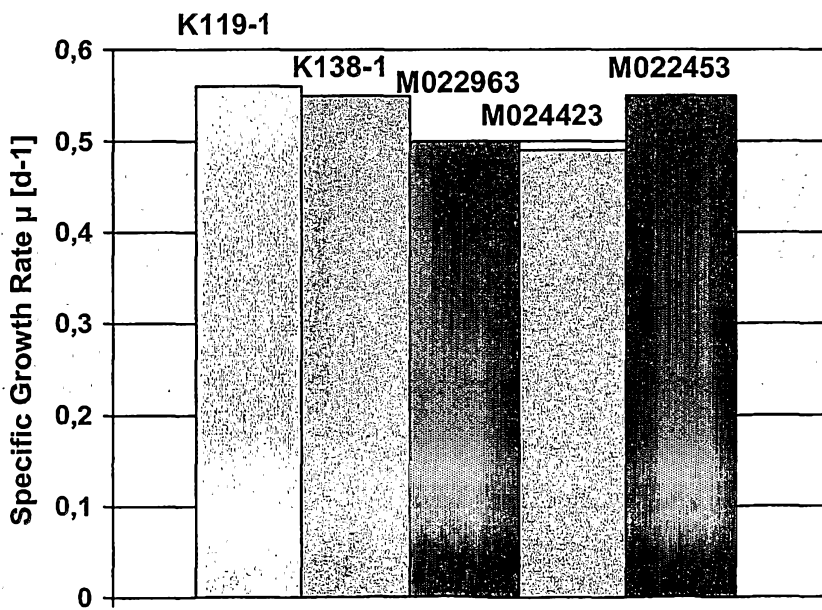


Figure 5

Average +/- Std. Dev.	Soy Hydrolysate 0.4%	Soy Hydrolysate 0.25%	Soy Hydrolysate 0.25% + Putrescine.2HCl 1mg/L
QP [U/L/D]	1083 +/- 531	959 +/- 497	2190 +/- 168
Qp [mU/ 10E06 cells / day]	813 +/- 381	631 +/- 251	1473 +/- 79
μ [d ⁻¹]	0,43 +/- 0,07	0,40 +/- 0,13	0,53 +/- 0,03

Figure 6

	Putrescine [mg/L]	Average from lots
Quest Hy Pep 1510 total	2.24	n= 20
DMV SE 50 MAF total	2.41	n= 6
Quest + DMV total	2.28	n= 26

Figure 7

Average +/- Std. Dev.	Soy Hydrolysate 0.4%	Soy Hydrolysate 0.25% + Putrescine.2HCl 1.8 mg/L
Volumetric Productivity QP [mg/L/D]	12.2 +/- 1.6	18.5 +/- 3.5
Cell Specific Productivity qp [$\mu\text{g}/10\text{E}06$ Cells/d]	2.8 +/- 0.1	4.2 +/- 0.1

Figure 8

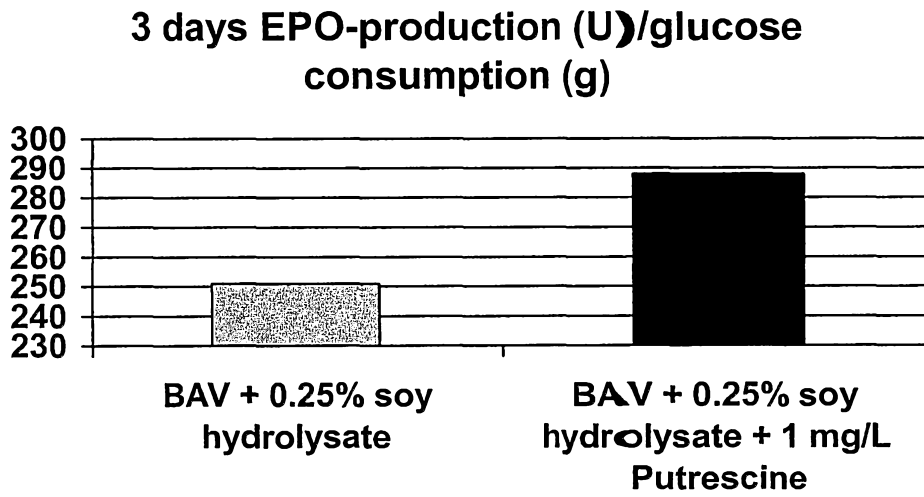


Figure 9

	Qp absolute [mU/10E06 cells/ day]	Qp relative [%]	μ absolute [d-1]	μ relative [%]
BAV -SP 0.25% no biogenic amines	504	100	0.359	100
BAV w/o Soy no biogenic amines	236	47	0.299	83
BAV -SP 0.4% no biogenic amines	613	122	0.407	113
BAV -SP 0.25% Putrescine.2 HCl 3.6 mg/L	910	180	0.283	79
BAV -SP 0.25% Putrescine.2HCl 18 mg/L	697	138	0.305	85
BAV -SP 0.25% Ornithine.HCl 2.5 mg/L	657	130	0.283	79
BAV -SP 0.25% Ornithine.HCl 12.5 mg/L	893	177	0.299	83
BAV -SP 0.25% Spermine.4HCl 3.4 mg/L	752	149	0.328	91
BAV -SP 0.25% Spermine.4HCl 17 mg/L	1034	205	0.372	104