



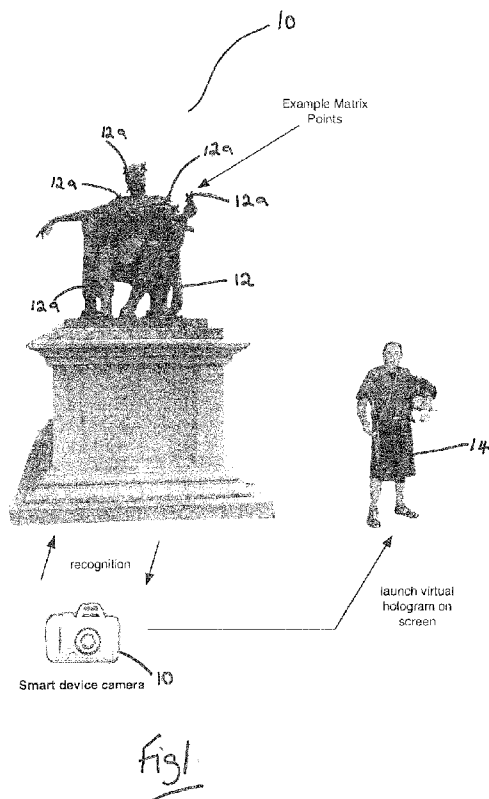
- (51) International Patent Classification:
H04N 5/232 (2006.01) G06K 9/00 (2006.01)
H04N 5/262 (2006.01)
- (21) International Application Number:
PCT/GB2013/052382
- (22) International Filing Date:
12 September 2013 (12.09.2013)
- (25) Filing Language: English
- (26) Publication Language: English
- (30) Priority Data:
1216210.3 12 September 2012 (12.09.2012) GB
- (71) Applicant: APPEARTOME LTD [GB/GB]; The Catalyst, York Science Park, Heslington, York, Yorkshire YO10 5GA (GB).
- (72) Inventors: KNIGHT, Christopher George; c/o Appeartome Ltd, The Catalyst, York Science Park, Heslington, York, Yorkshire YO10 5GA (GB). RILEY, James

Patrick; c/o Appeartome Ltd, The Catalyst, York Science Park, Heslington, York, Yorkshire YO10 5GA (GB).

- (74) Agent: MOHUN, Stephen; Mohun Intellectual Property Limited, 13/14 Park Place, Leeds, West Yorkshire LS1 2SJ (GB).
- (81) Designated States (unless otherwise indicated, for every kind of national protection available): AE, AG, AL, AM, AO, AT, AU, AZ, BA, BB, BG, BH, BN, BR, BW, BY, BZ, CA, CH, CL, CN, CO, CR, CU, CZ, DE, DK, DM, DO, DZ, EC, EE, EG, ES, FI, GB, GD, GE, GH, GM, GT, HN, HR, HU, ID, IL, IN, IS, JP, KE, KG, KN, KP, KR, KZ, LA, LC, LK, LR, LS, LT, LU, LY, MA, MD, ME, MG, MK, MN, MW, MX, MY, MZ, NA, NG, NI, NO, NZ, OM, PA, PE, PG, PH, PL, PT, QA, RO, RS, RU, RW, SA, SC, SD, SE, SG, SK, SL, SM, ST, SV, SY, TH, TJ, TM, TN, TR, TT, TZ, UA, UG, US, UZ, VC, VN, ZA, ZM, ZW.
- (84) Designated States (unless otherwise indicated, for every kind of regional protection available): ARIPO (BW, GH, GM, KE, LR, LS, MW, MZ, NA, RW, SD, SL, SZ, TZ,

[Continued on next page]

(54) Title: AUGMENTED REALITY APPARATUS AND METHOD



(57) Abstract: An augmented reality experience is provided to a user of a hand held device, such as a mobile phone, which incorporates an electronic processor, a camera and a display. In particular, images taken from video footage are displayed in a display of a hand held device together with a live camera view, to create the illusion that the subject of the video - ie the virtual moving image - is present in the field of view of the camera in real time. In this context the term "real world" image means an image taken from reality, such as a physical, real-world scenario using an electronic photo-capture technique, e.g. video recording. A camera (10) of a hand held device is aimed at a well-known object (12), which is recognisable to the device. A moving virtual image (14) of an actor playing the part of an historical figure, chosen because of its relevance to the object (12), is displayed.



UG, ZM, ZW), Eurasian (AM, AZ, BY, KG, KZ, RU, TJ, TM), European (AL, AT, BE, BG, CH, CY, CZ, DE, DK, EE, ES, FI, FR, GB, GR, HR, HU, IE, IS, IT, LT, LU, LV, MC, MK, MT, NL, NO, PL, PT, RO, RS, SE, SI, SK, SM, TR), OAPI (BF, BJ, CF, CG, CI, CM, GA, GN, GQ, GW, KM, ML, MR, NE, SN, TD, TG).

Published:

- *with international search report (Art. 21(3))*
- *before the expiration of the time limit for amending the claims and to be republished in the event of receipt of amendments (Rule 48.2(h))*

Augmented Reality Apparatus and Method

The present invention relates to an apparatus and a method for providing an augmented reality experience, and is
5 concerned particularly with an apparatus and a method for providing an augmented reality experience in a hand held device having a camera.

Augmented reality, in which the viewing of a real world
10 environment is enhanced using computer generated input, is becoming available on various platforms, including television, head up displays, and to a limited extent, hand held devices such as cell phones.

15 The use of hand held devices, such as cell phones, as cameras has been enhanced by the availability of small, specialised downloadable programs, known informally as apps. Many of these include computer generated visual effects that can be combined with a "live view" through the
20 camera, to provide the user with a degree of augmented reality for an improved image or amusement. However the incorporation of video footage into the live view of a camera has proved to be difficult due to the limited processing power available in most hand held devices, and
25 the lack of a functional codebase provided with the built-in frameworks.

Embodiments of the present invention aim to provide
apparatus and a method for incorporating an apparently
30 moving image into a live camera view of a hand held device.

The present invention is defined in the attached independent claims to which reference should now be made. Further, preferred features may be found in the sub-claims appended thereto.

5

According to one aspect of the present invention there is provided apparatus for displaying an augmented reality on a display of a hand held device having a camera, the apparatus comprising a context identification unit for
10 identifying a context from at least one real image captured by the device, a virtual image retrieval unit for selecting and displaying a virtual image in the display and a virtual image positioning unit for positioning the virtual image in the display, wherein the apparatus is arranged to display a
15 virtual image comprising an electronically captured, moving real world image.

Preferably the virtual image is one that has been previously stored.

20

In a preferred arrangement the virtual image comprises a sequence of still images taken from a moving video.

Alternatively or additionally the virtual image may
25 comprise a continuous moving video image.

The virtual image may comprise an image of a person or creature, or could be any other "real world" object or item.

30

In a preferred arrangement the context identification unit is arranged in use to identify a context by comparing at

- least one object in a field of view with stored data from a plurality of objects. The image retrieval unit is preferably arranged to select an image from a plurality of stored images according to context information determined
- 5 by the context identification unit. The positioning unit is preferably arranged in use to position the virtual image according to context information determined by the context identification unit.
- 10 The positioning of the image by the positioning unit may include sizing of the image in the display, and may include anchoring the image in the display, with respect to context information determined by the context identification unit.
- 15 The context identification unit, and/or the virtual image retrieval unit, and/or the virtual image positioning unit may comprise processes arranged in use to be performed by one or more electronic processing devices.
- 20 The invention also includes a method of displaying an augmented reality on a display of a hand held device having a camera, the method comprising identifying a context from at least one real image captured by the device and selecting and positioning a virtual image on the display,
- 25 wherein the method comprises displaying a virtual image comprising an electronically captured, moving real world image.
- Preferably the virtual image is one that has been
- 30 previously stored.

In a preferred arrangement, the virtual image comprises a sequence of still images taken from a moving video.

5 In a preferred arrangement the method comprises identifying a context by comparing at least one object in the field of view with stored data from a plurality of objects. The method preferably comprises selecting an image from a plurality of stored images according to determined context
10 information. The method also preferably comprises positioning the virtual image according to context information determined by the context identification unit.

The positioning of the image by the positioning unit may
15 include sizing of the image in the display and may include anchoring the image in the display with respect to context information determined by the context identification unit.

The invention also comprises a program for causing a device
20 to perform a method of displaying an augmented reality on a display of a hand held device having a camera, the method comprising identifying a context from at least one real image captured by the device and selecting and positioning a virtual image on the display, wherein the method
25 comprises displaying a virtual image comprising an electronically captured, moving real world image.

The program may be contained within an app. The app may also contain data, such as virtual image data.

30

The virtual image may comprise a sequence of still images taken from a moving video.

The invention also comprises a computer program product, storing, carrying or transmitting thereon or therethrough a program for causing a device to perform a method of
5 displaying an augmented reality on a display of a hand held device having a camera, the method comprising identifying a context from at least one real image captured by the device and selecting and positioning a virtual image on the display, wherein the method comprises displaying a virtual
10 image comprising an electronically captured, moving real world image.

The virtual image may comprise a sequence of still images taken from a moving video.

15

The present invention may comprise any combination of the features or limitations referred to herein, except such a combination of features as are mutually exclusive.

20 Preferred embodiments of the present invention will now be described by way of example only with reference to the accompanying diagrammatic drawings in which:

Figure 1 shows a virtual image superimposed upon a camera
25 view of a real image, in accordance with a preferred embodiment of the present invention;

Figure 2 shows schematically a first step in a context recognition process in accordance with an embodiment of the
30 present invention;

Figures 3 and 3a show schematically an alternative first step in a context recognition process, in which there are multiple visible objects in the camera live view;

- 5 Figure 4 shows schematically an animation technique for use with an embodiment of the present invention;

Figure 5 shows schematically a positioning process according to an embodiment of the present invention;

10

Figure 6 shows schematically optional user controls for a virtual image, according to an embodiment of the present invention;

- 15 Figure 7 shows a first step in an anchoring process for the image of Figure 6;

Figure 8 shows a further step in the anchoring process of Figure 7;

20

Figure 9 shows schematically an alternative anchoring process according to an embodiment of the present invention;

- 25 Figure 10 shows schematically an automatic re-sizing process for a virtual image, in accordance with an embodiment of the present invention;

- 30 Figure 11 shows schematically an automatic re-sizing process for a virtual image in an alternative scenario;

Figures 12 - 15 show schematically different steps in a process for taking a photograph incorporating both a real and a virtual image, according to an embodiment of the present invention;

5

Figure 16 shows schematically a process for acquiring video footage incorporating both real and virtual images; and

Figure 17 is a schematic flow diagram showing some key steps in the process of displaying a virtual image in the live view of a camera, in accordance with an embodiment of the present invention.

15

The embodiment described below aims to provide an augmented reality experience to a user of a hand held device, such as a mobile phone, which incorporates an electronic processor, a camera and a display. In particular, images taken from video footage are displayed in a display of a hand held device together with a live camera view, to create the illusion that the subject of the video - ie the virtual moving image - is present in the field of view of the camera in real time.

In this context the term "real world" image means an image taken from reality, such as a physical, real-world scenario using an electronic photo-capture technique, e.g. video recording.

30

In order to achieve this the device must undertake various processes, including acquiring contextual information from the camera view, obtaining an appropriate virtual image, positioning the virtual image within the camera view,
5 optionally anchoring the virtual image with respect to the context and optionally sizing the virtual image within the camera view.

The processes may be performed by an electronic processor
10 of the hand held device.

The data necessary for the reconstruction of the virtual moving image, together with one or more programs for facilitating the necessary processes for manipulating it to
15 provide the augmented reality experience, are downloadable to a hand held device in the form of a specialist program, or software application, known widely as an app. The app can preferably be updated to present the user with fresh viewing experiences.

20

The first example described in detail below is that of an augmented reality system for use as a guide at a visitor attraction, in which a virtual image of a figure is displayed within the real world camera view to provide
25 information, via an associated audio file, about the attraction.

Turning to Figure 1, this shows schematically a camera
30 of a hand held device, in this case aimed at a well-known object 12, which is recognisable to the device, and a moving virtual image 14 of an actor playing the part of an historical figure that is chosen because of its relevance

to the object 12. The device recognises the object, in this case a statue, based upon a unique set of matrix points 12a which have been stored in the downloaded app in an earlier stage, and which can provide the device with contextual information necessary for the subsequent selection, display and manipulation of the virtual image 14.

Moving virtual images 14 are stored in the device as sequences of still images taken from a video file, and synchronised with an appropriate audio file, when the app is downloaded and the appropriate one is chosen after the context has been determined.

Turning to Figure 2, this shows the chosen virtual image 14 as it is displayed in the camera view of the device, beside the object 12.

Figure 3 shows schematically the scenario in which multiple objects are detected by the device. In this case the object 12 is detected and so are two further objects 16 and 18. The device displays all three objects together with respective virtual buttons superimposed thereon so that the user may select the object of interest by touching the appropriate button on the screen, as is shown in Figure 3a.

Figure 4 shows schematically one method for animating a virtual image. It uses a long established technique of cutting a moving image into a succession of still frames on a green screen background (not shown). The device then plays back the sequence of still images, removing the green screen background automatically as necessary. As the individual images are replaced at a rate greater than six

frames per second, the human eye interprets them as a continuous moving image. A soundtrack, optionally of MP3 format, is played in synchronism with the animation to reinforce the illusion of continuous video footage. In this
5 example the animated figure is a Roman soldier, whose commentary and actions are relevant to the attraction being viewed through the camera display.

Figure 5 shows schematically a technique for positioning
10 the image 14 with respect to the object 12. During creation of a particular app, when the particular scene is first investigated, a creative director will choose an optimum placement for the virtual image, based upon a number of factors, both artistic and practical. Once the optimum
15 position is chosen the system uses trigonometry to compute the position of the image at real world spatial coordinates x , y and z with respect to the object 12. An alternative is to decide upon a zero point within the object and to position the image using absolute x , y and/or z coordinates
20 from the zero point.

Figure 6 shows schematically how the user can re-size or reposition the image with respect to the object. The image can be resized using a finger and thumb pinching and
25 spreading technique 22 whilst touching the screen. The image can be moved using a drag and drop technique 24, and an anchoring system (described below) can also be activated or deactivated by a double finger double tap technique 26. In a PLAY mode, a virtual PAUSE button 28 is also provided,
30 which converts to a virtual PLAY button (not shown) in PAUSE mode.

In order to maintain the illusion that the figure is actually present beside the attraction, it is necessary that the position of the figure - ie the image 14 - be spatially anchored with respect to the object 12. This is
5 because if the user moves whilst viewing the object and the virtual image through the camera, an image that is fixed with respect to the camera screen would quickly fail to maintain the illusion of reality.

10 Figure 7 shows schematically an anchoring system according to one embodiment of the present invention. The system uses a pre-defined algorithm to seek objects that are either prominent or else have a definitive shape within the camera view. Once several objects have been located the system
15 uses advanced trigonometric techniques to evaluate the scene displayed in the camera view and to allocate proportion data to the virtual image. The system then locks the image in x, y and z coordinates with respect to its real world context.

20

Figure 8 shows schematically in more detail the anchoring system according to the above-described embodiment of the present invention. Firstly, a label 30 indicates that the anchor system has been activated. Then the device
25 dynamically detects the nearest object 32 in the camera view. In this case, the method used is one in which an algorithm seeks to recognise objects by detecting a pattern, rather than using pre-processed matrix points (as per the example of Figure 1). This allows the algorithm to
30 look for real world objects to which the performance - ie the virtual image - can be anchored. For example, the algorithm could recognise the four edges of a snooker

table. This allows an improved anchoring technique as recognition rules are created that allow the application of higher or lower thresholds based upon a particular object, or type of object. One suitable previously considered
5 algorithm is known as FAST (Features from Accelerated Segment Test).

A second object 34 is then detected by the device, to provide depth information. The image is then anchored to
10 the first object - ie the position of the image in x, y and z coordinates with respect to the location of the first object 32 is determined. The device then checks regularly to determine whether the object pattern - ie of objects 32 and 34 - has changed, which would occur if the user holding
15 the device had moved. If the device determines that there has been movement the device re-scans the field of view and determines the closest match to the initial pattern of objects 32 and 34 to ensure that the position of the virtual image 14 is still true.

20

The above-described approach allows a user to lock the anchor to a known object within the display, in almost any location, efficiently and invisibly. If there is no specific object from which to take a reference - such as an
25 open field, for example, then the system reverts firstly to a pre-loaded recognition library and then if no view is recognised a digital compass and GPS reference are used to fix the location of the image in real space.

30 The use of GPS and digital compass bearing by the anchoring system is depicted schematically in Figure 9. This configuration builds a basic real world map by using GPS

coordinates alongside compass bearings. The GPS coordinates are used to lock a known longitude and latitude configuration, whilst the bearings are used to detect 360 degree circular movement by the user. If the system detects
5 such a movement then the movie is returned to its original locked position. The animation returns using algorithms that provide a smooth and quick return to the coordinates acknowledging dampening and speed of return based on distance moved.

10

The apparent size of the image with respect to objects in the camera view is also important to maintain the illusion of reality. Figure 10 shows an automatic sizing operation in which the image 14 is adjusted with respect to the
15 object 12 when a user, viewing the object through the camera device, moves either closer to or further away from the object.

Sophisticated algorithms are employed by the device to
20 adjust the size of the image smoothly as the user moves towards or away from the object 12. The autofocus function of the camera lens may be employed to provide data concerning a change in the distance from the object. If the device does not possess an autofocus function then the
25 distance to the recognised object can be calculated using stored data about its origin. Both techniques can be used, where available, to provide a more accurate reading.

Alternatively, the user can manually re-size the image 14
30 using the pinch technique 22 described earlier.

If a relatively cramped location is detected by the system, such as an indoor location, or a medieval street scene for example, the device automatically re-sizes the image to a larger size so as to maintain realism. Figure 11 depicts
5 the enlarged image 14 in such a case.

The system also allows the capture of still or video images bearing both the real view and the virtual image. Figures 12-15 show schematically a process for taking a photograph
10 with the virtual image 14 included. In Figure 12 a real person 36 walks into a scene in which the virtual image 14 of the figure is already positioned. In Figure 13 the photograph is taken and stored and the coordinates of the virtual image are recorded. In Figure 14 the system post-
15 processes the image 14 and the perspective is auto-detected. The composite image is then re-saved. At Figure 15 the user is invited to share the stored composite image via virtual buttons 38 accessing several common media. A short video sequence can be recorded and shared in a
20 similar way.

Figure 16 shows schematically an example of a complete process according to the embodiment described above.

25 At step 100 the process begins. At step 102 object recognition rules are read from a database. At step 104 the device reads the view and at step 106 it checks for a recognisable pattern. The device loops until a pattern is detected. Once a pattern is detected an appropriate moving
30 image is selected from a library at step 108. At step 110 the image is positioned and play begins. Step 112 awaits a user input. Options to exit 114, re-size 116, anchor 118 or

reposition 120 are available. If the user selects to exit the app at step 114 the app is stopped at step 122. Otherwise the video image continues to play at step 124.

5 Figure 17 shows an alternative embodiment in which an object recognition database 40 is split into several smaller databases 42, 44, 46, 48 according to user location. Three or more angles of an object are checked 50 and once the object has been detected the virtual image is
10 launched 52.

The above examples describe using touch controls, which may be different to the ones described. However, where the apparatus supports it, non-contact gestures may be employed
15 to control the device. Similarly, where the apparatus supports it, voice commands may be used to control the apparatus.

The contextual information may be derived from a "real world" image, as viewed through the camera of the device,
20 or may be derived from a two-dimensional image, such as a printed page, photograph or electronically displayed image. This allows the techniques described above to be used to enhance a user experience in a wide variety of
25 circumstances, such as viewing a printed publication or advertisement. In one embodiment (not shown), the virtual image can be made to appear to rise or "pop" up from a such a two dimensional context.

30 Image processing techniques may be employed to create virtual shadows for the virtual image, so as to enhance the perception that the virtual image is a real one. Similarly,

image processing techniques may be employed to balance the apparent brightness of the virtual image relative to the real world context being viewed through the device.

5 Although the examples described above are of a two-dimensional viewing experience, the techniques described herein may also be applied to an apparent three-dimensional viewing experience where the apparatus supports this, such as in 3-D video playback formats.

10

In the above description, the term "virtual image" is intended to refer to a previously captured or separately acquired image - which is preferably a moving image - that is displayed on a display of the device whilst the user
15 views the real, or current, image or images being captured by the camera of the device. The virtual image is itself a real one, from a different reality, that is effectively cut out from that other reality and transplanted into another one - the one that the viewer sees in the display of his
20 device.

Whilst endeavouring in the foregoing specification to draw attention to those features of the invention believed to be of particular importance, it should be understood that the
25 applicant claims protection in respect of any patentable feature or combination of features referred to herein, and/or shown in the drawings, whether or not particular emphasis has been placed thereon.

30

CLAIMS

1. Apparatus for displaying an augmented reality on a display of a hand held device having a camera, the apparatus comprising a context identification unit for identifying a context from at least one real image captured by the device, a virtual image retrieval unit for selecting and displaying a virtual image in the display and a virtual image positioning unit for positioning the virtual image in the display, wherein the apparatus is arranged to display a virtual image comprising an electronically captured, moving real world image.
2. Apparatus according to Claim 1, wherein the virtual image comprises a sequence of still images taken from a moving video.
3. Apparatus according to Claim 1 or 2, wherein the virtual image comprises a continuous moving video image.
4. Apparatus according to any of Claims 1-3, wherein the virtual image comprises an image of a person, creature or other real-world object or article.
5. Apparatus according to any of the preceding claims, wherein the context identification unit is arranged in use to identify a context by comparing at least one object in a field of view with stored data from a plurality of objects.

- 5 6. Apparatus according to any of the preceding claims, wherein the image retrieval unit is arranged in use to select an image from a plurality of stored images according to context information determined by the context identification unit.
- 10 7. Apparatus according to any of the preceding claims, wherein the positioning unit is arranged in use to position the virtual image according to context information determined by the context identification unit.
- 15 8. Apparatus according to any of the preceding claims, wherein the positioning of the image by the positioning unit includes sizing of the image in the display.
- 20 9. Apparatus according to any of the preceding claims, wherein the positioning of the image by the positioning unit includes anchoring the image in the display, with respect to context information determined by the context identification unit.
- 25 10. A method of displaying an augmented reality on a display of a hand held device having a camera, the method comprising identifying a context from at least one real image captured by the device and selecting and positioning a
- 30

virtual image on the display, wherein the method comprises displaying a virtual image comprising an electronically captured, moving real world image.

5

11. A method according to Claim 10, wherein the method comprises displaying a virtual image comprising sequence of still images taken from a moving video.

10

12. A method according to Claim 10 or 11, wherein the method comprises identifying a context by comparing at least one object in the field of view with stored data from a plurality of objects.

15

13. A method according to any of Claims 10-12, wherein the method comprises selecting an image from a plurality of stored images according to determined context information.

20

14. A method according to any of Claims 10-13, wherein the method also comprises positioning the virtual image according to context information determined by the context identification unit.

25

15. A method according to any of Claims 10-14, wherein the positioning of the image includes sizing of the image in the display.

30

16. A method according to any of Claims 10-15, wherein the positioning of the image also includes anchoring the image in the display with respect to context information determined by the context identification unit.

17. A program for causing a device to perform a method of displaying an augmented reality on a display of a hand held device having a camera, the method comprising identifying a context from at least one real image captured by the device and selecting and positioning a virtual image on the display, wherein the method comprises displaying a virtual image comprising an electronically captured, moving real world image.

18. A computer program product, storing, carrying or transmitting thereon or therethrough a program for causing a device to perform a method of displaying an augmented reality on a display of a hand held device having a camera, the method comprising identifying a context from at least one real image captured by the device and selecting and positioning a virtual image on the display, wherein the method comprises displaying a virtual image comprising an electronically captured, moving real world image.

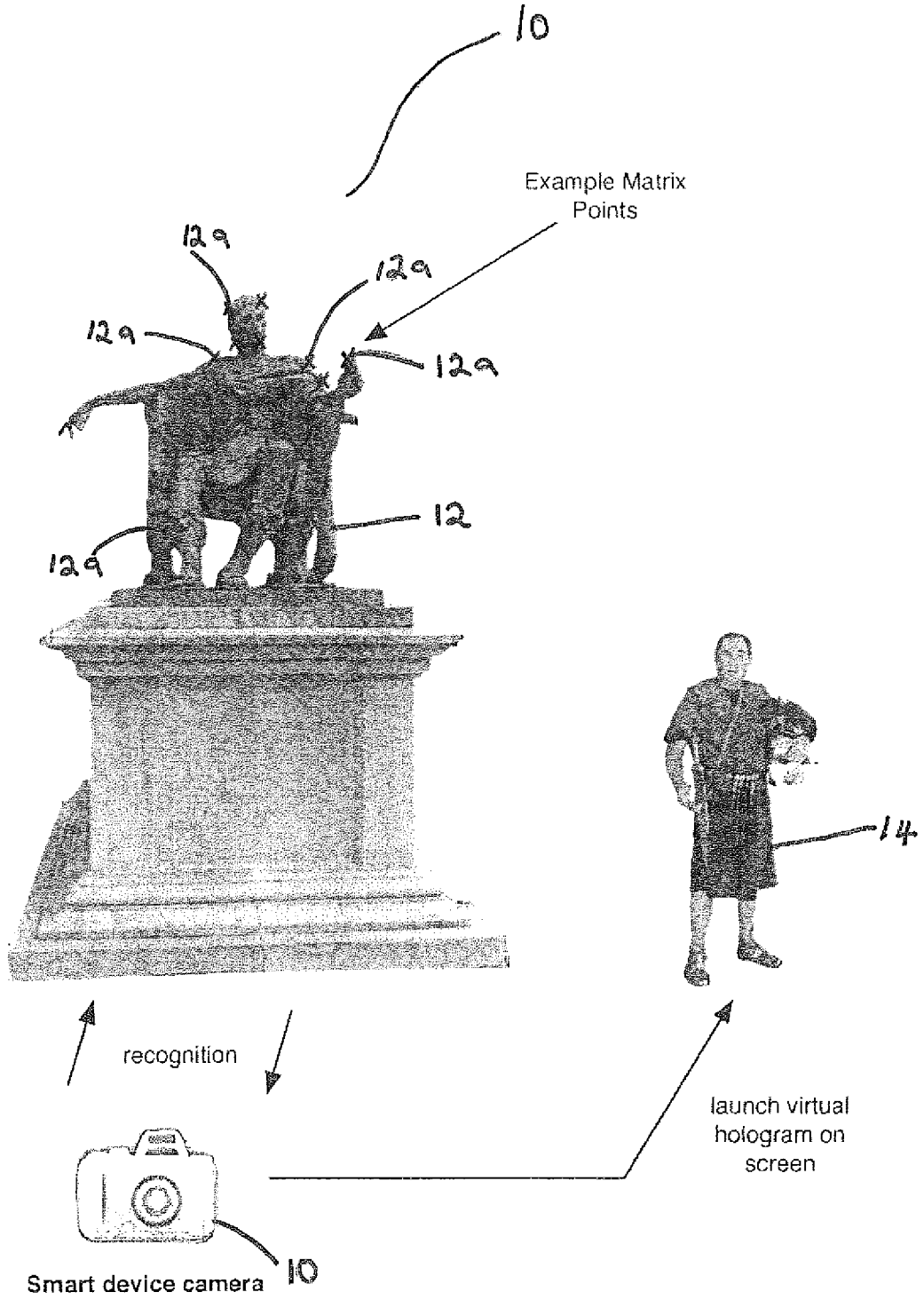



Fig 1



Device recognises an object (or multiple objects)

12

fig 2

14

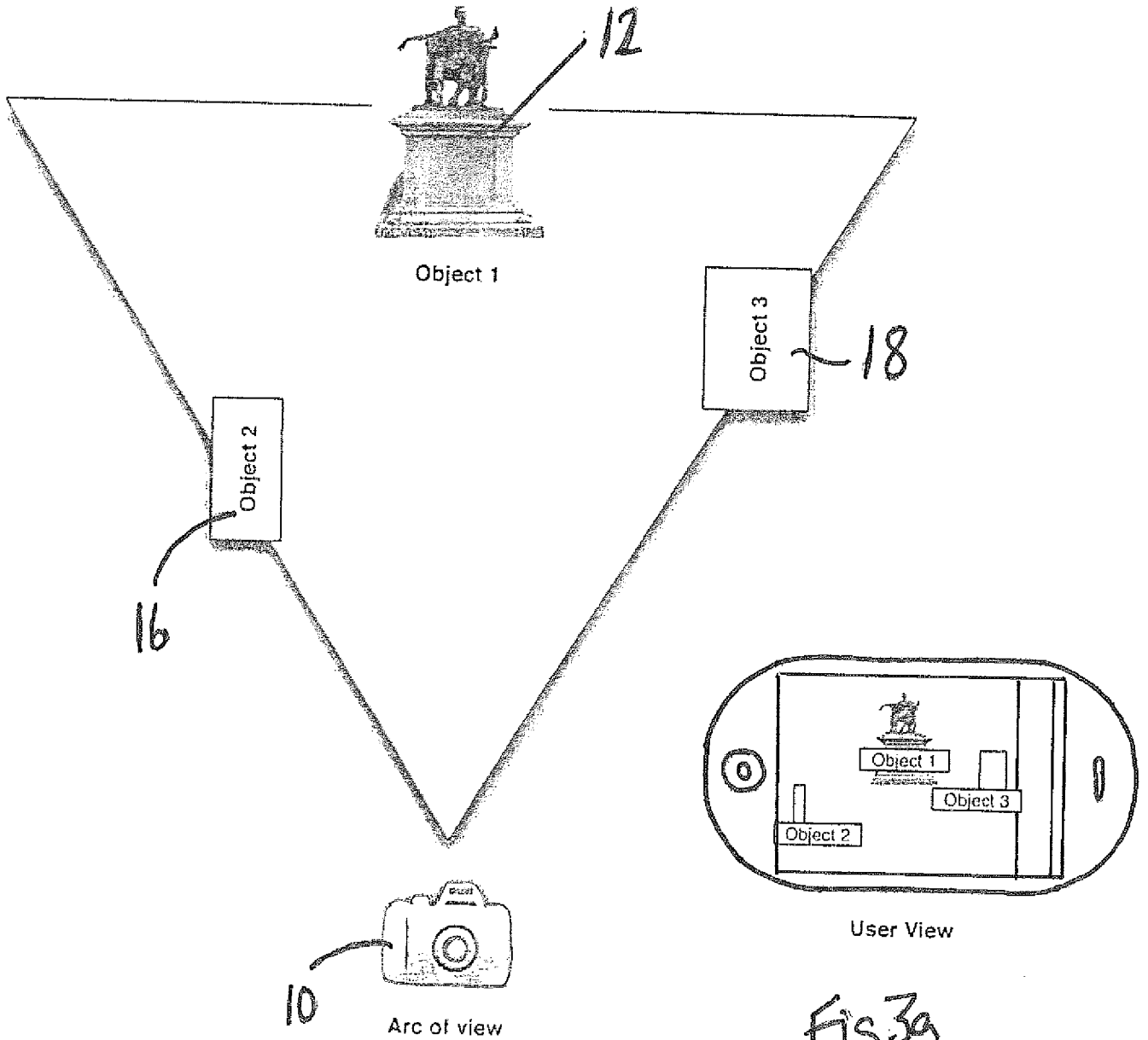



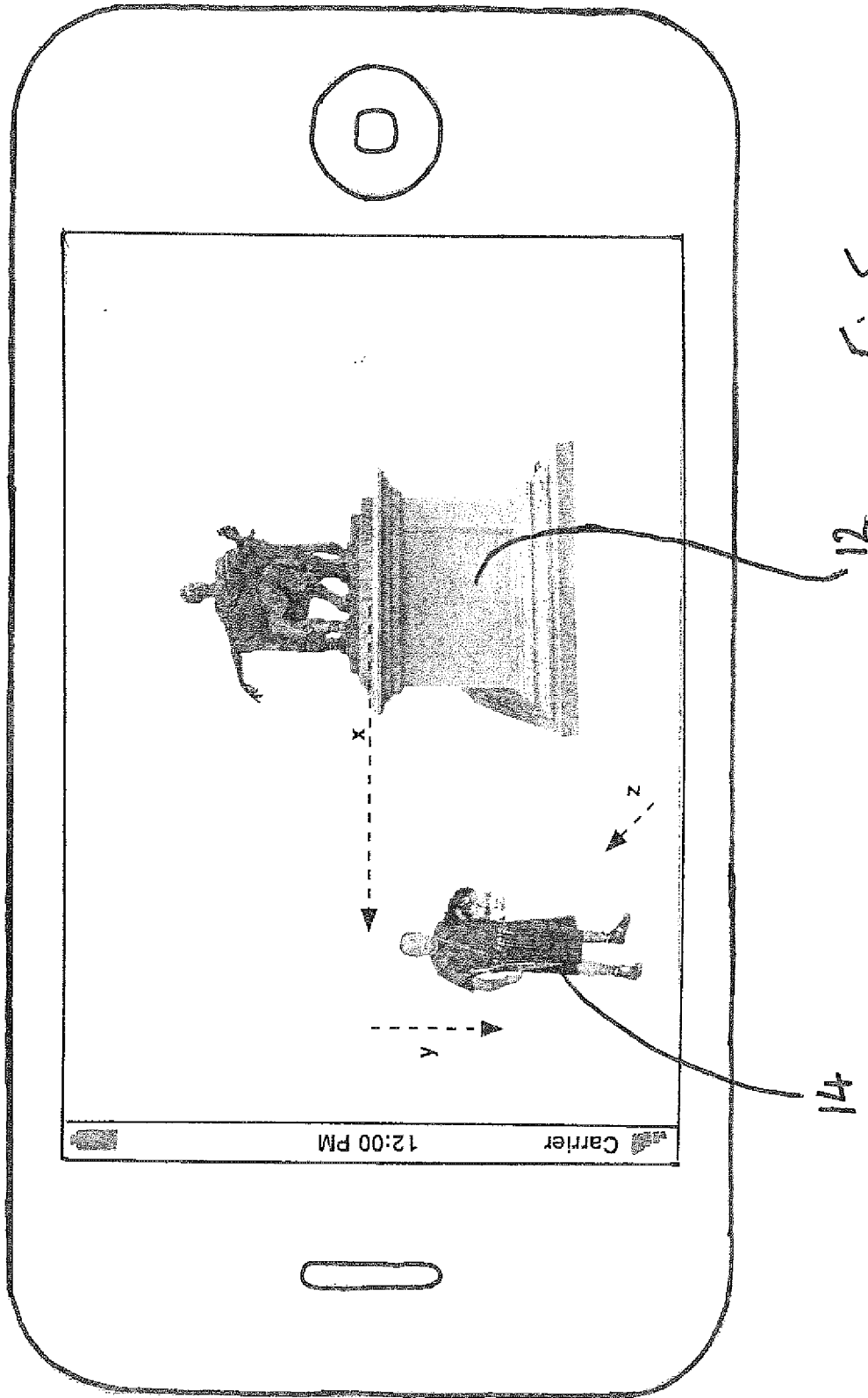
Fig 3

Fig 3a



20

Fig 1



Figs

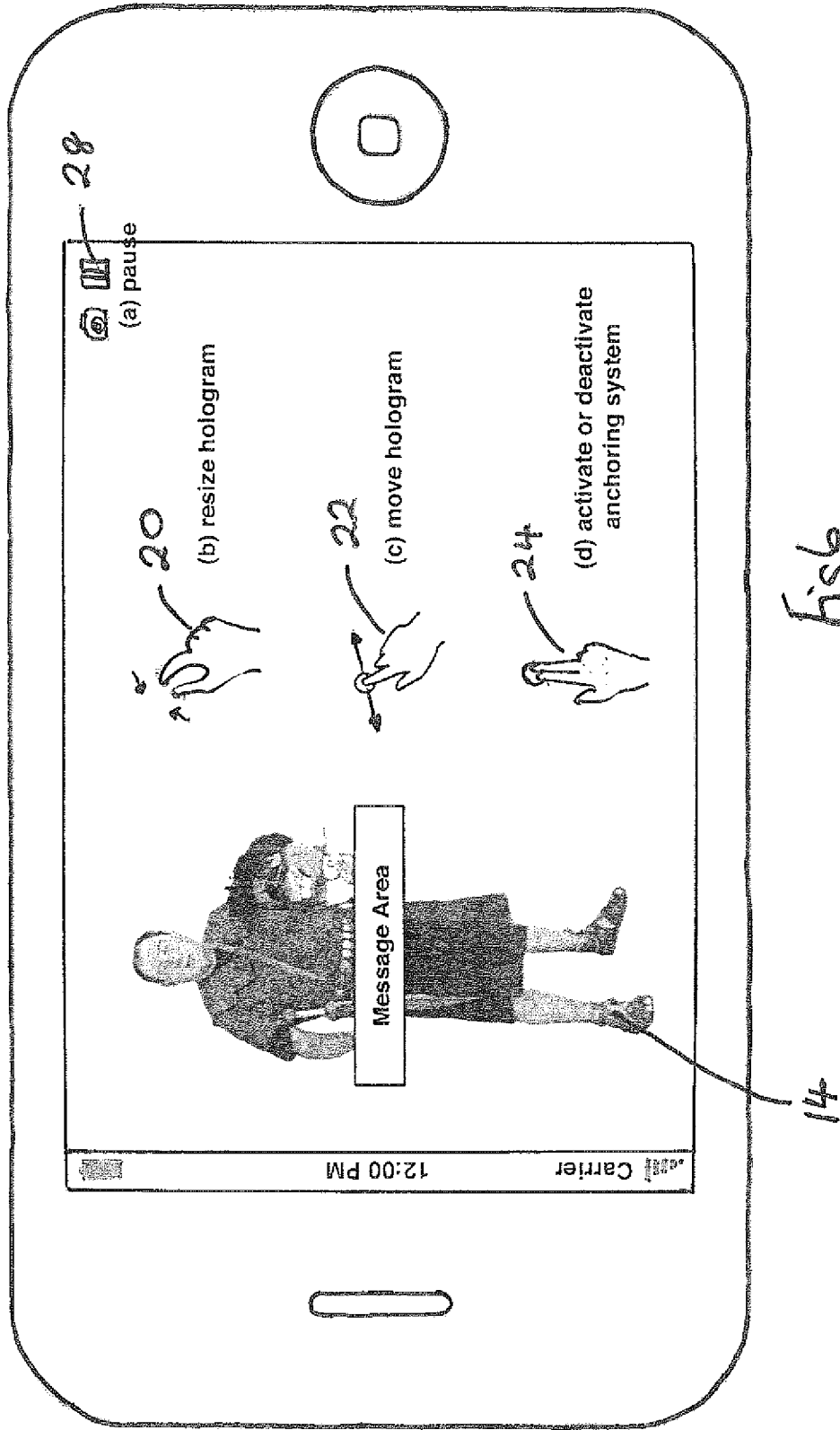


Fig 1

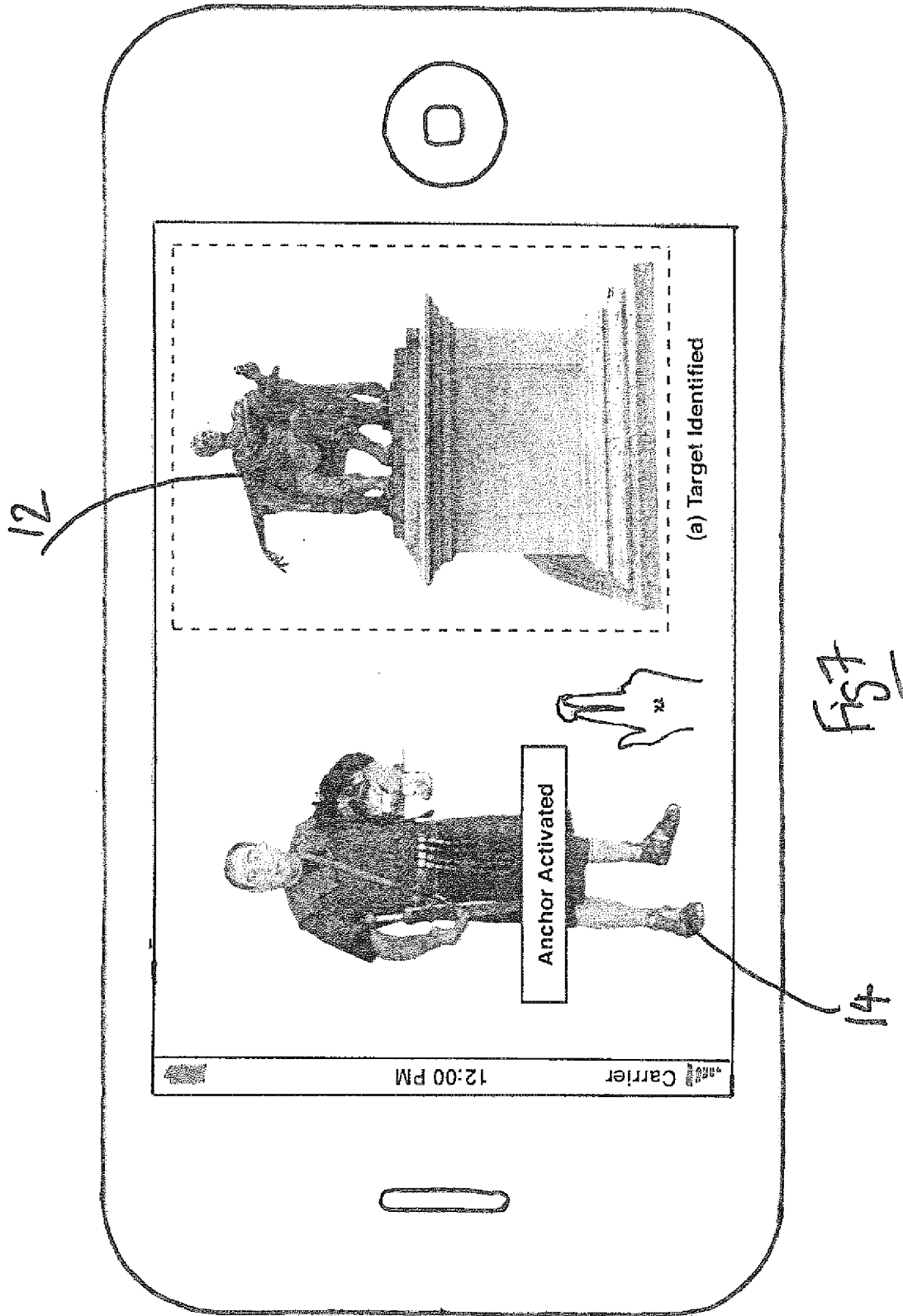
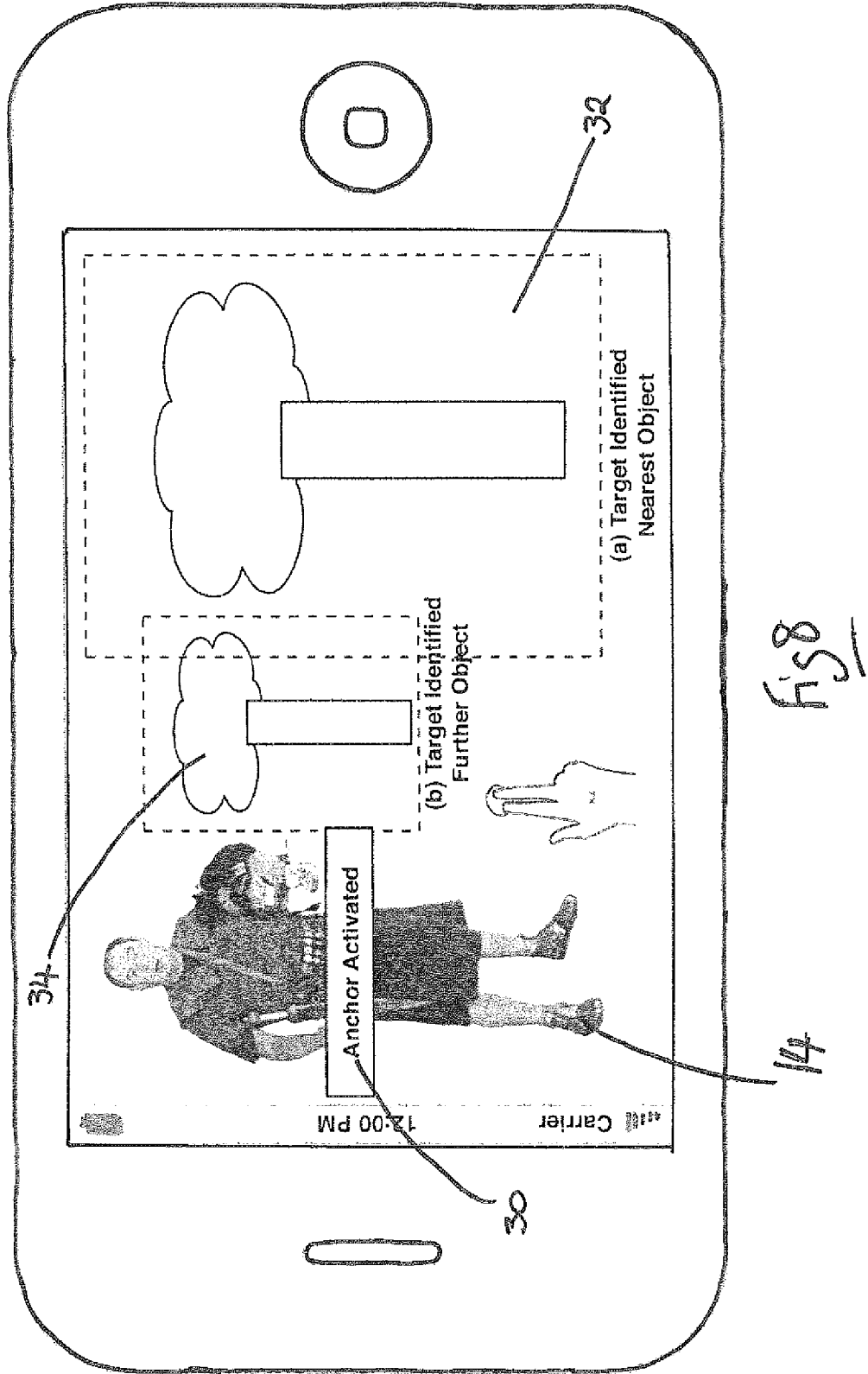
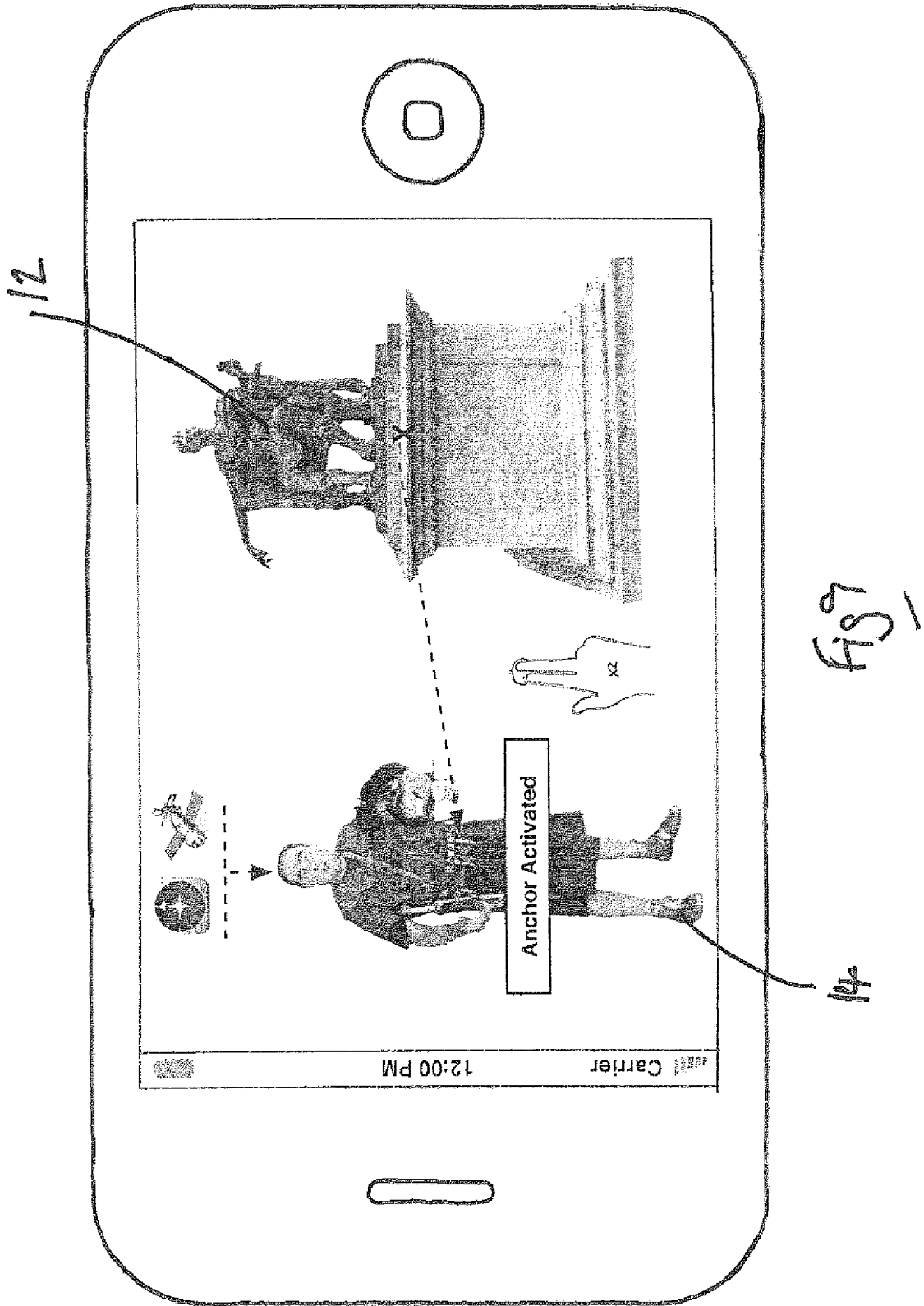


Fig 1








Fig 10




Fig 1

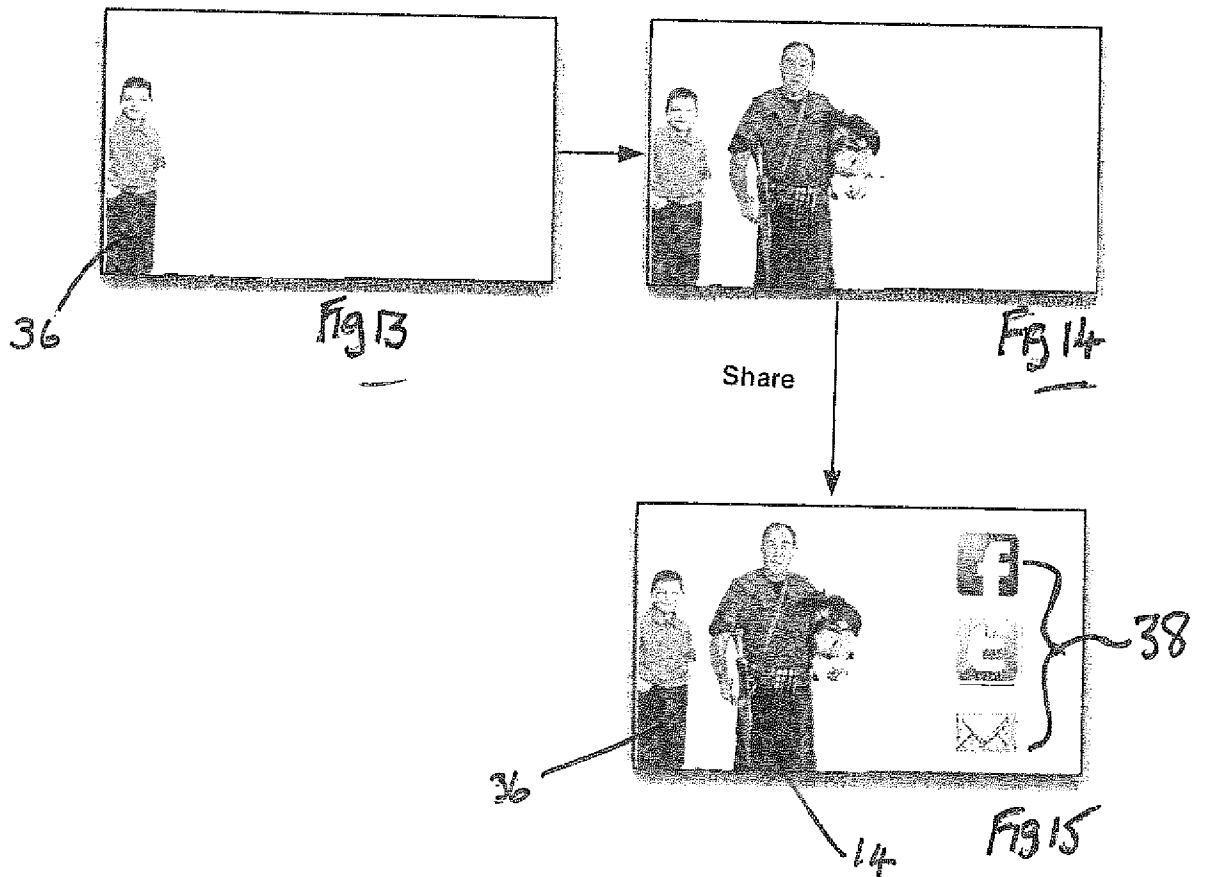
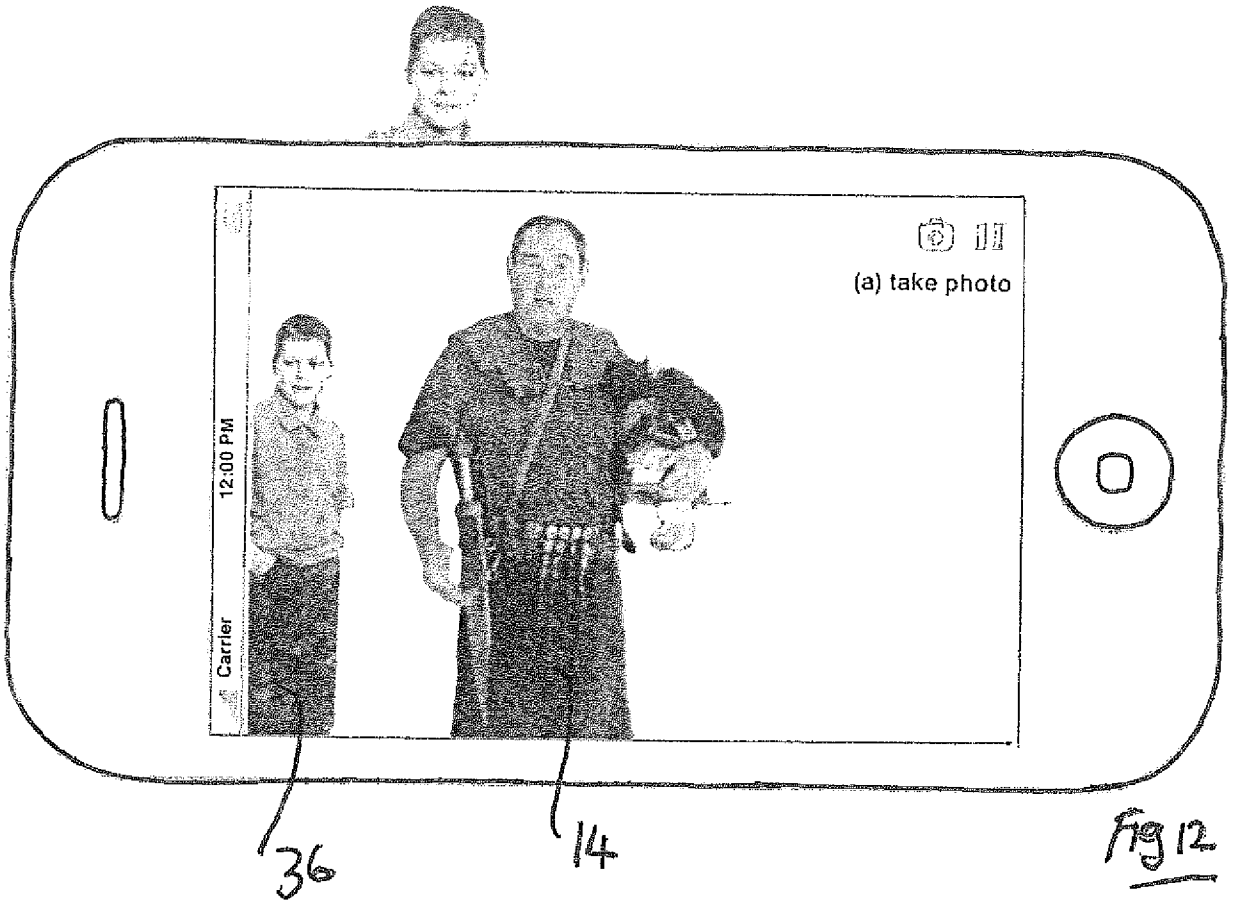
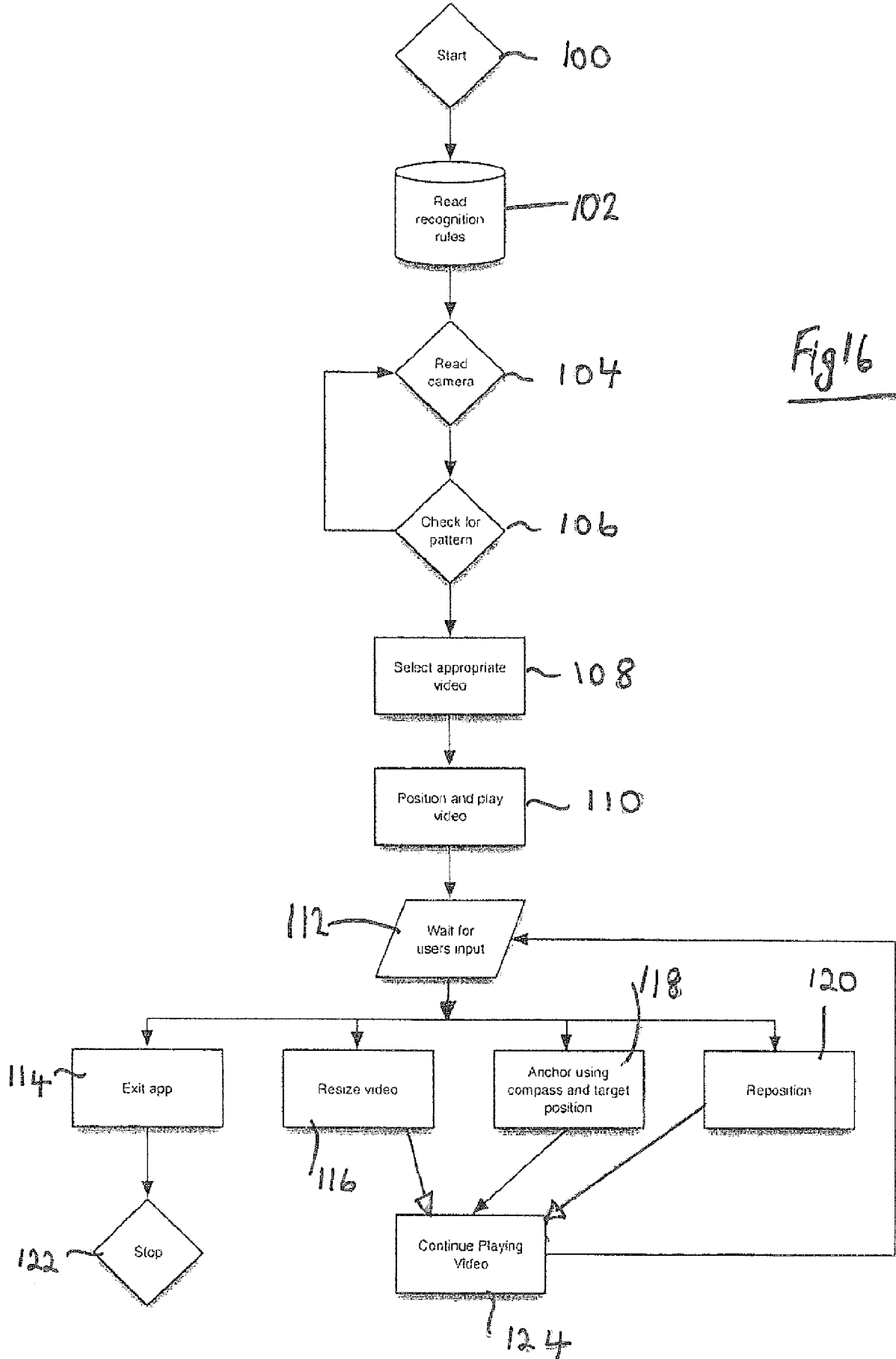


Fig 16



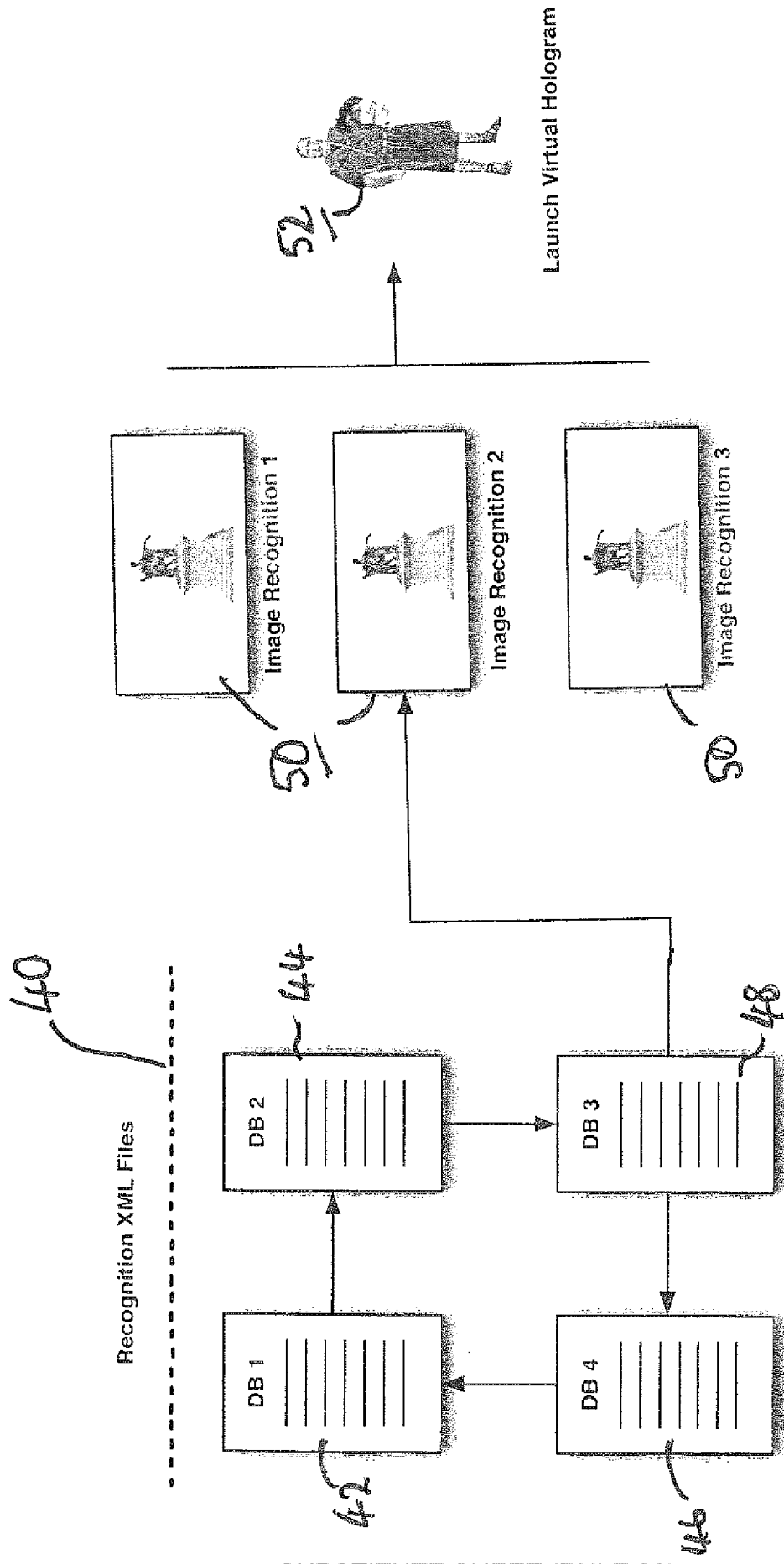


Fig 7

INTERNATIONAL SEARCH REPORT

International application No
PCT/GB2013/052382

A. CLASSIFICATION OF SUBJECT MATTER
 INV. H04N5/232 H04N5/262
 ADD. G06K9/00

According to International Patent Classification (IPC) or to both national classification and IPC

B. FIELDS SEARCHED
 Minimum documentation searched (classification system followed by classification symbols)
 H04N G06K

Documentation searched other than minimum documentation to the extent that such documents are included in the fields searched

Electronic data base consulted during the international search (name of data base and, where practicable, search terms used)
 EPO-Internal, WPI Data

C. DOCUMENTS CONSIDERED TO BE RELEVANT

Category*	Citation of document, with indication, where appropriate, of the relevant passages	Relevant to claim No.
X	WO 2012/109182 A1 (AUTONOMY CORP [US]; BLANCHFLOWER SEAN MARK [GB]; LYNCH MICHAEL RICHARD) 16 August 2012 (2012-08-16)	1-7, 10-14, 17,18
Y	paragraph [0003] paragraph [0016] - paragraph [0032] paragraph [0035] - paragraph [0037] paragraph [0051] - paragraph [0063] -----	8,9,15, 16
Y	WO 2012/001218 A1 (NOKIA CORP [FI]; SANDBERG JESPER [DK]) 5 January 2012 (2012-01-05) paragraph [0013] paragraph [0039] paragraph [0066] paragraph [0071] -----	8,15
Y	US 2010/309225 A1 (GRAY DOUGLAS R [US] ET AL) 9 December 2010 (2010-12-09) paragraph [0040] -----	9,16

Further documents are listed in the continuation of Box C.

See patent family annex.

* Special categories of cited documents :

- "A" document defining the general state of the art which is not considered to be of particular relevance
- "E" earlier application or patent but published on or after the international filing date
- "L" document which may throw doubts on priority claim(s) or which is cited to establish the publication date of another citation or other special reason (as specified)
- "O" document referring to an oral disclosure, use, exhibition or other means
- "P" document published prior to the international filing date but later than the priority date claimed

- "T" later document published after the international filing date or priority date and not in conflict with the application but cited to understand the principle or theory underlying the invention
- "X" document of particular relevance; the claimed invention cannot be considered novel or cannot be considered to involve an inventive step when the document is taken alone
- "Y" document of particular relevance; the claimed invention cannot be considered to involve an inventive step when the document is combined with one or more other such documents, such combination being obvious to a person skilled in the art
- "&" document member of the same patent family

Date of the actual completion of the international search

6 January 2014

Date of mailing of the international search report

15/01/2014

Name and mailing address of the ISA/
 European Patent Office, P.B. 5818 Patentlaan 2
 NL - 2280 HV Rijswijk
 Tel. (+31-70) 340-2040,
 Fax: (+31-70) 340-3016

Authorized officer

Wentzel, Jürgen

INTERNATIONAL SEARCH REPORT

Information on patent family members

International application No

PCT/GB2013/052382

Patent document cited in search report	Publication date	Patent family member(s)	Publication date	
WO 2012109182	A1	16-08-2012	EP 2673766 A1	18-12-2013
			US 2012200743 A1	09-08-2012
			US 2013307873 A1	21-11-2013
			WO 2012109182 A1	16-08-2012

WO 2012001218	A1	05-01-2012	CN 103080933 A	01-05-2013
			EP 2589024 A1	08-05-2013
			JP 2013541058 A	07-11-2013
			US 2012001938 A1	05-01-2012
			WO 2012001218 A1	05-01-2012

US 2010309225	A1	09-12-2010	NONE	
