

(19) World Intellectual Property Organization
International Bureau



(43) International Publication Date
30 August 2001 (30.08.2001)

PCT

(10) International Publication Number
WO 01/62726 A2

(51) International Patent Classification⁷: C07D 207/00

Patrice [FR/BE]; Avenue E. Van Becelaere 24 A, B-1170 Watermael-Boitsfort (BE).

(21) International Application Number: PCT/EP01/01992

(74) Agent: LECHIEN, Monique; UCB, S.A., Intellectual Property Department, Allée de la Recherche 60, B-1070 Bruxelles (BE).

(22) International Filing Date: 21 February 2001 (21.02.2001)

(25) Filing Language: English

(81) Designated States (*national*): AE, AG, AL, AM, AT, AU, AZ, BA, BB, BG, BR, BY, BZ, CA, CH, CN, CR, CU, CZ, DE, DK, DM, DZ, EE, ES, FI, GB, GD, GE, GH, GM, HR, HU, ID, IL, IN, IS, JP, KE, KG, KP, KR, KZ, LC, LK, LR, LS, LT, LU, LV, MA, MD, MG, MK, MN, MW, MX, MZ, NO, NZ, PL, PT, RO, RU, SD, SE, SG, SI, SK, SL, TJ, TM, TR, TT, TZ, UA, UG, US, UZ, VN, YU, ZA, ZW.

(26) Publication Language: English

(30) Priority Data:
0004297.8 23 February 2000 (23.02.2000) GB

(71) Applicant (*for all designated States except US*): UCB, S.A. [BE/BE]; Allée de la Recherche 60, B-1070 Bruxelles (BE).

(84) Designated States (*regional*): ARIPO patent (GH, GM, KE, LS, MW, MZ, SD, SL, SZ, TZ, UG, ZW), Eurasian patent (AM, AZ, BY, KG, KZ, MD, RU, TJ, TM), European patent (AT, BE, CH, CY, DE, DK, ES, FI, FR, GB, GR, IE, IT, LU, MC, NL, PT, SE, TR), OAPI patent (BF, BJ, CF, CG, CI, CM, GA, GN, GW, ML, MR, NE, SN, TD, TG).

(72) Inventors; and

(75) Inventors/Applicants (*for US only*): DIFFERDING, Edmond [LU/BE]; 55, route de Blocry, B-1348 Louvain-la-Neuve (BE). KENDA, Benoît [BE/BE]; Trioux des Frênes 5, B-5080 Ermes (BE). LALLEMAND, Bénédicte [BE/BE]; Remonval 11, B-4950 Waimes (BE). MATAGNE, Alain [BE/BE]; Allée des Sorbiers 3, B-6280 Gerpinnes (BE). MICHEL, Philippe [BE/BE]; Stooftstraat 15, B-1650 Beersel (BE). PASAU, Patrick [BE/BE]; Rue François Massart 9, B-1450 Chastre (BE). TALAGA,

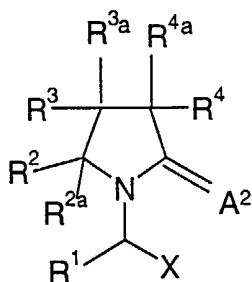
Published:

— *without international search report and to be republished upon receipt of that report*

For two-letter codes and other abbreviations, refer to the "Guidance Notes on Codes and Abbreviations" appearing at the beginning of each regular issue of the PCT Gazette.



(54) Title: 2-OXO-1-PYRROLIDINE DERIVATIVES, PROCESSES FOR PREPARING THEM AND THEIR USES



(I)

(57) Abstract: The invention concerns 2-oxo-1-pyrrolidine derivatives of formula (I) wherein the substituents are as defined in the specification, as well as their use as pharmaceuticals. The compounds of the invention are particularly suited for treating neurological disorders such as epilepsy.

WO 01/62726 A2

2-OXO-1-PYRROLIDINE DERIVATIVES, PROCESSES FOR PREPARING THEM AND THEIR USES.

The present invention concerns 2-oxo-1-pyrrolidine derivatives, processes for preparing them, pharmaceutical compositions containing them and their use as pharmaceuticals.

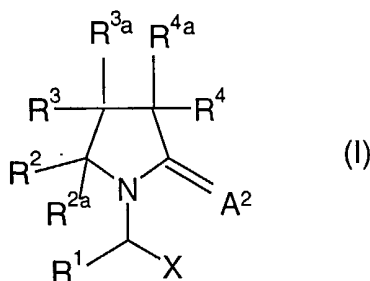
European Patent No. 0 162 036 B1 discloses the compound (S)- α -ethyl-2-oxo-1-pyrrolidine acetamide, which is known under the International Nonproprietary Name of levetiracetam.

Levetiracetam, a laevorotary compound, is disclosed as a protective agent for the treatment and prevention of hypoxic and ischemic type aggressions of the central nervous system. This compound is also effective in the treatment of epilepsy, a therapeutic indication for which it has been demonstrated that its dextrorotatory enantiomer (R)- α -ethyl-2-oxo-1-pyrrolidine acetamide, also known from European Patent No. 0 165 919 B1, completely lacks activity (A.J. GOWER *et al.*, Eur. J. Pharmacol., 222, (1992), 193-203).

Racemic α -ethyl-2-oxo-1-pyrrolidine acetamide and analogs thereof are known from British Patent No. 1 309 692. US Patent No. 3 459 738 discloses derivatives of 2-oxo-1-pyrrolidine acetamide. European Patent No. 0 645 139 B1 discloses the anxiolytic activity of levetiracetam. PCT Application No. PCT/EP00/11808 discloses the use of levetiracetam for the curative and/or prophylactic treatment of bipolar disorders, migraine, chronic or neuropathic pain as well as combinations of levetiracetam with at least one compound inducing neural inhibition mediated by GABA_A receptors.

It has now surprisingly been found that certain analogs of levetiracetam, particularly those bearing further substitution in the pyrrolidone ring, demonstrate markedly improved therapeutic properties.

In one aspect, the invention therefore provides a compound having the formula I or a pharmaceutically acceptable salt thereof,



wherein

X is $-\text{CA}^1\text{NR}^5\text{R}^6$ or $-\text{CA}^1\text{OR}^7$ or $-\text{CA}^1-\text{R}^8$ or CN;

A¹ and A² are independently oxygen, sulfur or $-\text{NR}^9$;

R¹ is hydrogen, alkyl, aryl or $-\text{CH}_2-\text{R}^{1a}$ wherein R^{1a} is aryl, heterocycle, halogen, hydroxy, amino, nitro or cyano;

R^2 , R^3 and R^4 are the same or different and each is independently hydrogen, halogen, hydroxy, thiol, amino, nitro, nitrooxy, cyano, azido, carboxy, amido, sulfonic acid, sulfonamide, alkyl, alkenyl, alkynyl, ester, ether, aryl, heterocycle, or an oxy derivative, thio derivative, amino derivative, acyl derivative, sulfonyl derivative or sulfinyl derivative;

5 R^{2a} , R^{3a} and R^{4a} are the same or different and each is independently hydrogen, halogen, alkyl, alkenyl, alkynyl or aryl;

R^5 , R^6 , R^7 and R^9 are the same or different and each is independently hydrogen, hydroxy, alkyl, aryl, heterocycle or an oxy derivative; and

R^8 is hydrogen, hydroxy, thiol, halogen, alkyl, aryl, heterocycle or a thio derivative;

10 with the provisos that at least one of R^2 , R^3 , R^4 , R^{2a} , R^{3a} and R^{4a} is other than hydrogen; and that when the compound is a mixture of all possible isomers, X is $-\text{CONR}^5\text{R}^6$, A^2 is oxygen and R^1 is hydrogen, methyl, ethyl or propyl then substitution on the pyrrolidine ring is other than mono-, di-, or tri-methyl or mono-ethyl; and that when R^1 , R^2 , R^4 , R^{2a} , R^{3a} and R^{4a} are each hydrogen, A^2 is oxygen and X is CONR^5R^6 then R^3 is different from carboxy, ester, amido, substituted oxo-pyrrolidine, hydroxy, oxy derivative, amino, amino derivatives, methyl, naphthyl, phenyl optionally substituted by oxy derivatives or in the para position by an halogen atom.

In the definitions set forth below, unless otherwise stated, R^{11} and R^{12} are the same or different and each is independently amido, alkyl, alkenyl, alkynyl, acyl, ester, ether, aryl, aralkyl, heterocycle or an oxy derivative, thio derivative, acyl derivative, amino derivative, sulfonyl derivative, or sulfinyl derivative, each optionally substituted with any suitable group, including, but not limited to, one or more moieties selected from lower alkyl or other groups as described below as substituents for alkyl.

The term "oxy derivative", as used herein is defined as including $-\text{O}-R^{11}$ groups wherein R^{11} is as defined above except for "oxy derivative". Non-limiting examples are alkoxy, alkenyloxy, alkynyloxy, acyloxy, oxyester, oxyamido, alkylsulfonyloxy, alkylsulfinyloxy, arylsulfonyloxy, arylsulfinyloxy, aryloxy, aralkoxy or heterocycloxy such as pentyloxy, allyloxy, methoxy, ethoxy, phenoxy, benzyloxy, 2-naphthyloxy, 2-pyridyloxy, methylenedioxy, carbonate.

30 The term "thio derivative" as used herein, is defined as including $-\text{S}-R^{11}$ groups wherein R^{11} is as defined above except for "thio derivative". Non-limiting examples are alkylthio, alkenylthio, alkynylthio and arylthio

The term "amino derivative" as used herein, is defined as including $-\text{NHR}^{11}$ or $-\text{NR}^{11}\text{R}^{12}$ groups wherein R^{11} and R^{12} are as defined above. Non-limiting examples are mono- or di-alkyl-, alkenyl-, alkynyl- and arylamino or mixed amino.

35 The term "acyl derivative" as used herein, represents a radical derived from carboxylic acid and thus is defined as including groups of the formula $\text{R}^{11}-\text{CO}-$, wherein R^{11} is as defined above and may also be hydrogen. Non-limiting examples are formyl, acetyl, propionyl, isobutyryl, valeryl, lauroyl, heptanedioyl, cyclohexanecarbonyl, crotonoyl, fumaroyl, acryloyl,

benzoyl, naphthoyl, furoyl, nicotinoyl, 4-carboxybutanoyl, oxalyl, ethoxalyl, cysteinyl, oxamoyl.

The term "sulfonyl derivative" as used herein, is defined as including a group of the formula $-\text{SO}_2-\text{R}^{11}$, wherein R^{11} is as defined above except for "sulfonyl derivative". Non-limiting examples are alkylsulfonyl, alkenylsulfonyl, alkynylsulfonyl and arylsulfonyl.

5 The term "sulfinyl derivative" as used herein, is defined as including a group of the formula $-\text{SO}-\text{R}^{11}$, wherein R^{11} is as defined above except for "sulfinyl derivative". Non-limiting examples are alkylsulfinyl, alkenylsulfinyl, alkynylsulfinyl and arylsulfinyl.

The term "alkyl", as used herein, is defined as including saturated, monovalent hydrocarbon radicals having straight, branched or cyclic moieties or combinations thereof and
10 containing 1-20 carbon atoms, preferably 1-6 carbon atoms for non-cyclic alkyl and 3-6 carbon atoms for cycloalkyl (in these two preferred cases, unless otherwise specified, "lower alkyl"). Alkyl moieties may optionally be substituted by 1 to 5 substituents independently selected from the group consisting of halogen, hydroxy, thiol, amino, nitro, cyano, thiocyanato, acyl, acyloxy, sulfonyl derivative, sulfinyl derivative, alkylamino, carboxy, ester, ether, amido, azido,
15 cycloalkyl, sulfonic acid, sulfonamide, thio derivative, oxyester, oxyamido, heterocycle, vinyl, C1-5-alkoxy, C6-10-aryloxy and C6-10-aryl.

Preferred alkyl groups are methyl, ethyl, propyl, isopropyl, butyl, iso or ter-butyl, and 2,2,2-trimethylethyl each optionally substituted by at least one substituent selected from the group consisting of halogen, hydroxy, thiol, amino, nitro and cyano, such as trifluoromethyl,
20 trichloromethyl, 2,2,2-trichloroethyl, 1,1-dimethyl-2,2-dibromoethyl, 1,1-dimethyl-2,2,2-trichloroethyl.

The term "alkenyl" as used herein, is defined as including both branched and unbranched, unsaturated hydrocarbon radicals having at least one double bond such as ethenyl (= vinyl), 1-methyl-1-ethenyl, 2,2-dimethyl-1-ethenyl, 1-propenyl, 2-propenyl (= allyl), 1-butenyl, 2-butenyl,
25 3-butenyl, 4-pentenyl, 1-methyl-4-pentenyl, 3-methyl-1-pentenyl, 1-hexenyl, 2-hexenyl, and the like and being optionally substituted by at least one substituent selected from the group consisting of halogen, hydroxy, thiol, amino, nitro, cyano, aryl and heterocycle such as mono- and di-halo vinyl where halo is fluoro, chloro or bromo.

The term "alkynyl" as used herein, is defined as including a monovalent branched or
30 unbranched hydrocarbon radical containing at least one carbon-carbon triple bond, for example ethynyl, 2-propynyl (= propargyl), and the like and being optionally substituted by at least one substituent selected from the group consisting of halogen, hydroxy, thiol, amino, nitro, cyano, aryl and heterocycle, such as haloethynyl.

When present as bridging groups, alkyl, alkenyl and alkynyl represent straight- or
35 branched chains, C1-12, preferably C1-4-alkylene or C2-12-, preferably C2-4-alkenylene or -alkynylene moieties respectively.

Groups where branched derivatives are conventionally qualified by prefixes such as "n", "sec", "iso" and the like (e.g. "n-propyl", "sec-butyl") are in the n-form unless otherwise stated.

The term "aryl" as used herein, is defined as including an organic radical derived from an aromatic hydrocarbon consisting of 1-3 rings and containing 6-30 carbon atoms by removal of one hydrogen, such as phenyl and naphthyl each optionally substituted by 1 to 5 substituents independently selected from halogen, hydroxy, thiol, amino, nitro, cyano, acyl, acyloxy, sulfonyl, sulfinyl, alkylamino, carboxy, ester, ether, amido, azido, sulfonic acid, sulfonamide, alkylsulfonyl, alkylsulfinyl, alkylthio, oxyester, oxyamido, aryl, C1-6-alkoxy, C6-10-aryloxy, C1-6-alkyl, C1-6-haloalkyl. Aryl radicals are preferably monocyclic containing 6-10 carbon atoms. Preferred aryl groups are phenyl and naphthyl each optionally substituted by 1 to 5 substituents independently selected from halogen, nitro, amino, azido, C1-6-alkoxy, C1-6-alkylthio, C1-6-alkyl, C1-6-haloalkyl and phenyl.

The term "halogen", as used herein, includes an atom of Cl, Br, F, I.

The term "hydroxy", as used herein, represents a group of the formula -OH.

The term "thiol", as used herein, represents a group of the formula -SH.

The term "cyano", as used herein, represents a group of the formula -CN.

The term "nitro", as used herein, represents a group of the formula -NO₂.

The term "nitrooxy", as used herein, represents a group of the formula -ONO₂.

The term "amino", as used herein, represents a group of the formula -NH₂.

The term "azido", as used herein, represents a group of the formula -N₃.

The term "carboxy", as used herein, represents a group of the formula -COOH.

The term "sulfonic acid", as used herein, represents a group of the formula -SO₃H.

The term "sulfonamide", as used herein, represents a group of the formula -SO₂NH₂.

The term "ester" as used herein is defined as including a group of formula -COO-R¹¹ wherein R¹¹ is as defined above except oxy derivative, thio derivative or amino derivative.

The term "ether" is defined as including a group selected from C1-50- straight or branched alkyl, or C2-50- straight or branched alkenyl or alkynyl groups or a combination of the same, interrupted by one or more oxygen atoms.

The term "amido" is defined as including a group of formula -CONH₂ or -CONHR¹¹ or -CONR¹¹R¹² wherein R¹¹ and R¹² are as defined above.

The term "heterocycle", as used herein is defined as including an aromatic or non aromatic cyclic alkyl, alkenyl, or alkynyl moiety as defined above, having at least one O, S and/or N atom interrupting the carbocyclic ring structure and optionally, one of the carbon of the carbocyclic ring structure may be replaced by a carbonyl. Non-limiting examples of aromatic heterocycles are pyridyl, furyl, pyrrolyl, thienyl, isothiazolyl, imidazolyl, benzimidazolyl, tetrazolyl, quinazoliny, quinoliziny, naphthyridiny, pyridaziny, pyrimidinyl, pyraziny, quinolyl, isoquinolyl, isobenzofuranyl, benzothiényl, pyrazolyl, indolyl, indoliziny, puriny, isoindolyl, carbazolyl, thiazolyl, 1,2,4-thiadiazolyl, thieno(2,3-b)furanyl, furopyranly, benzofuranyl, benzoxepiny, isooxazolyl, oxazolyl, thianthrenyl, benzothiazolyl, or benzoxazolyl, cinnoliny, phthalaziny, quinoxaliny, phenanthridiny, acridiny, perimidiny, phenanthroliny, phenothiaziny, furazany, isochromanyl, indoliny, xanthenyl, hypoxanthiny,

pteridinyl, 5-azacytidinyl, 5-azaauracilyl, triazolopyridinyl, imidazolopyridinyl, pyrrolopyrimidinyl, and pyrazolopyrimidinyl optionally substituted by alkyl or as described above for the alkyl groups. Non-limiting examples of non aromatic heterocycles are tetrahydrofuranyl, tetrahydropyranyl, piperidinyl, piperidyl, piperaziny, imidazolidinyl, morpholino, morpholinyl, 1-oxaspiro(4.5)dec-2-yl, pyrrolidinyl, 2-oxo-pyrrolidinyl, sugar moieties (i.e. glucose, pentose, hexose, ribose, fructose, which may also be substituted) or the same which can optionally be substituted with any suitable group, including but not limited to one or more moieties selected from lower alkyl, or other groups as described above for the alkyl groups. The term "heterocycle" also includes bicyclic, tricyclic and tetracyclic, spiro groups in which any of the above heterocyclic rings is fused to one or two rings independently selected from an aryl ring, a cyclohexane ring, a cyclohexene ring, a cyclopentane ring, a cyclopentene ring or another monocyclic heterocyclic ring or where a monocyclic heterocyclic group is bridged by an alkylene group, such as quinuclidinyl, 7-azabicyclo(2.2.1)heptanyl, 7-oxabicyclo(2.2.1)heptanyl, 8-azabicyclo(3.2.1)octanyl.

In the above definitions it is to be understood that when a substituent such as R^2 , R^3 , R^4 , R^{2a} , R^{3a} , R^{4a} , R^5 , R^6 , R^7 , R^8 is attached to the rest of the molecule *via* a heteroatom or a carbonyl, a straight- or branched chain, C1-12-, preferably C1-4-alkylene or C2-12, preferably C2-4-alkenylene or -alkynylene bridge may optionally be interposed between the heteroatom or the carbonyl and the point of attachment to the rest of the molecule.

Preferred examples of X are $-\text{COO}R^7$ or $-\text{CONR}^5R^6$, wherein R^5 , R^6 and R^7 are preferably hydrogen, C1-4 -alkyl, phenyl or alkylphenyl.

Preferably X is carboxy or $-\text{CONR}^5R^6$, wherein R^5 and R^6 are preferably hydrogen, C1-4 -alkyl, phenyl or alkylphenyl, especially $-\text{CONH}_2$.

Preferably A^1 and A^2 are each oxygen.

Preferably R^1 is hydrogen, alkyl, especially C1-12 alkyl, particularly lower alkyl or aryl especially phenyl.

Examples of preferred R^1 groups are methyl, ethyl, propyl, isopropyl, butyl, iso- or ter-butyl, 2,2,2-trimethylethyl each optionally attached *via* a methylene bridge or the same substituted by at least one halogen atom such as trifluoromethyl, trichloromethyl, 2,2,2-trichloroethyl, 1,1-dimethyl-2,2-dibromoethyl, 1,1-dimethyl-2,2,2-trichloroethyl.

R^1 as ethyl is especially preferred.

Preferably R^2 and R^{2a} are independently hydrogen, halogen or alkyl, especially lower alkyl.

Examples of preferred R^2 and R^{2a} groups are independently hydrogen, halogen or methyl, ethyl, propyl, isopropyl, butyl, iso or ter-butyl, 2,2,2-trimethylethyl or the same substituted by at least one halogen atom such as trifluoromethyl, trichloromethyl, 2,2,2-trichloroethyl, 1,1-dimethyl-2,2-dibromoethyl, 1,1-dimethyl-2,2,2-trichloroethyl.

Especially at least one and most preferably both of R^2 and R^{2a} are hydrogen.

Preferably R^{3a} , R^4 and R^{4a} are independently hydrogen, alkyl, especially methyl or ethyl or aryl especially phenyl or aralkyl, especially benzyl.

Examples of preferred R^{3a} , R^4 and R^{4a} groups are independently hydrogen, halogen or methyl, ethyl, propyl, isopropyl, butyl, iso or ter-butyl, 2,2,2-trimethylethyl or the same substituted by at least one halogen atom such as trifluoromethyl, trichloromethyl, 2,2,2-trichloroethyl, 1,1-dimethyl-2,2-dibromoethyl, 1,1-dimethyl-2,2,2-trichloroethyl.

Especially at least one and most preferably both of R^4 and R^{4a} are hydrogen.

R^{3a} is particularly hydrogen or alkyl, especially lower alkyl and is most preferably hydrogen.

Preferably R^3 is hydrogen, C1-12-alkyl, especially C1-6-alkyl, each optionally substituted by one or more substituents selected from hydroxy, halogen, cyano, thiocyanato or alkoxy and attached to the ring either directly or *via* a thio, sulfinyl, sulfonyl, carbonyl or oxycarbonyl group and optionally, a C1-4-alkylene bridge, particularly methylene; C2-6-alkenyl or -alkynyl, especially C2-3-alkenyl or -alkynyl each optionally substituted by one or more halogens; azido; cyano; amido; carboxy; triazolyl, tetrazolyl, pyrrolidinyl, pyridyl, 1-oxidopyridyl, thiomorpholinyl, benzodioxolyl, furyl, oxazolyl, pyrimidinyl, pyrrolyl, thiadiazolyl, thiazolyl, thienyl or piperazinyl each optionally substituted by one or more substituents selected from halogen, C1-6-alkyl and phenyl and attached to the ring either directly or *via* a carbonyl group or a C1-4-alkylene bridge, particularly methylene; naphthyl; or phenyl, phenylalkyl or phenylalkenyl each optionally substituted by one or more substituents selected from halogen, C1-6-alkyl, C1-6 haloalkyl, C1-6-alkoxy, C1-6-alkylthio, amino, azido, phenyl and nitro and each attached to the ring either directly or *via* an oxy, sulfonyl, sulfonyloxy, carbonyl or carbonyloxy group and optionally additionally a C1-4-alkylene bridge, particularly methylene.

Also, preferably, R^3 is C1-6-alkyl optionally substituted by one or more substituents selected from halogen, thiocyanato, azido, alkoxy, alkylthio, phenylsulfonyl; nitrooxy; C2-3-alkenyl or -alkynyl each optionally substituted by one or more halogens or by acetyl; tetrazolyl, pyridyl, furyl, pyrrolyl, thiazolyl or thienyl; or phenyl or phenylalkyl each optionally substituted by one or more substituents selected from halogen, C1-6-alkyl, C1-6 haloalkyl, C1-6-alkoxy, amino, azido, phenyl and nitro and each attached to the ring either directly or *via* a sulfonyloxy and optionally additionally a C1-4-alkylene bridge, particularly methylene.

Other examples of preferred R^3 groups are hydrogen, halogen or methyl, ethyl, propyl, isopropyl, butyl, iso or ter-butyl, 2,2,2-trimethylethyl or the same substituted by at least one halogen atom such as trifluoromethyl, trichloromethyl, 2,2,2-trichloroethyl,

1,1-dimethyl-2,2-dibromoethyl, 1,1-dimethyl-2,2,2-trichloroethyl.

R^3 is especially C1-4-alkyl optionally substituted by one or more substituents selected from halogen, thiocyanato or azido; C2-5-alkenyl or -alkynyl, each optionally substituted by one or more halogens; thienyl; or phenyl optionally substituted by one or more substituents selected from halogen, C1-6-alkyl, C1-6 haloalkyl or azido.

Further examples of preferred R³ groups are C1-6 alkyl and C2-6 haloalkenyl.

Preferably R⁵ and R⁶ are independently hydrogen, methyl, ethyl, propyl, isopropyl, butyl, iso or ter-butyl, 2,2,2-trimethylethyl, especially hydrogen or methyl.

Especially at least one and most preferably both of R⁵ and R⁶ are hydrogen.

5 Preferably R⁷ is hydrogen, methyl, ethyl, propyl, isopropyl, butyl, iso or tert-butyl, 2,2,2-trimethylethyl, methoxy, ethoxy, phenyl, benzyl or the same substituted by at least one halogen atom such as trifluoromethyl, chlorophenyl.

Preferably R⁷ is hydrogen, methyl or ethyl especially hydrogen.

10 Preferably R⁸ is hydrogen, methyl, ethyl, propyl, isopropyl, butyl, iso or ter-butyl, 2,2,2-trimethylethyl, phenyl, benzyl or the same substituted by at least one halogen atom such as trifluoromethyl, chlorobenzyl.

Preferably R⁸ is hydrogen or methyl.

Combinations of one or more of these preferred compound groups are especially preferred.

15 A particular group of compounds of formula I (Compounds 1A) comprises those wherein,

A₂ is oxygen;

X is -CONR⁵R⁶ or -COOR⁷ or -CO-R⁸ or CN;

R¹ is hydrogen or alkyl, aryl, , halogen, hydroxy, amino, nitro, cyano;

20 R², R³, R⁴, are the same or different and each is independently hydrogen or halogen, hydroxy, amino, nitro, cyano, acyl, acyloxy, a sulfonyl derivative, a sulfinyl derivative, an amino derivative, carboxy, ester, ether, amido, sulfonic acid, sulfonamide, , , alkoxy carbonyl, , , a thio derivative, , alkyl, alkoxy, oxyester, oxyamido, aryl, , an oxy derivative, heterocycle, vinyl and R³ may additionally represent C2-5 alkenyl, C2-5 alkynyl or azido each optionally substituted
 25 by one or more halogen, cyano, thiocyanato, azido, , cyclopropyl, acyl and/or phenyl; or phenylsulfonyloxy whereby any phenyl moiety may be substituted by one or more halogen, alkyl, haloalkyl, alkoxy, nitro, amino, and/or phenyl; most preferably methyl, ethyl, propyl, isopropyl, butyl, or isobutyl.

R^{2a}, R^{3a} and R^{4a} are hydrogen

30 R⁵, R⁶, R⁷ are the same or different and each is independently hydrogen, hydroxy, alkyl, aryl, heterocycle or oxy derivative; and

R⁸ is hydrogen, hydroxy, thiol, halogen, alkyl, aryl, heterocycle, alkylthio or thio derivative.

35 Within these Compounds 1A, R¹ is preferably methyl, ethyl, propyl, isopropyl, butyl, or isobutyl; most preferably methyl, ethyl or n-propyl.

R² and R⁴ are preferably independently hydrogen or halogen or methyl, ethyl, propyl, isopropyl, butyl, isobutyl; and, most preferably, are each hydrogen.

R³ is preferably C1-5 alkyl, C2-5 alkenyl, C2 - C5 alkynyl, cyclopropyl, azido, each optionally substituted by one or more halogen, cyano, thiocyanato, azido, alkylthio, cyclopropyl,

acyl and/or phenyl; phenyl; phenylsulfonyl; phenylsulfonyloxy, tetrazole, thiazole, thienyl, furyl, pyrrole, pyridine, whereby any phenyl moiety may be substituted by one or more halogen, alkyl, haloalkyl, alkoxy, nitro, amino, and/or phenyl; most preferably methyl, ethyl, propyl, isopropyl, butyl, or isobutyl.

5 X is preferably $-\text{COOH}$ or $-\text{COOMe}$ or $-\text{COOEt}$ or $-\text{CONH}_2$; most preferably $-\text{CONH}_2$.

A further particular group of compounds of formula I (Compounds 1B) comprises those wherein,

X is $-\text{CA}^1\text{NH}_2$, $-\text{CA}^1\text{NHCH}_3$ or $-\text{CA}^1\text{N}(\text{CH}_3)_2$;

10 R^1 is alkyl or phenyl;

R^3 is alkyl, alkenyl, alkynyl, cyano, isothiocyanato, ether, carboxyl, amido, aryl, heterocycle; or

R^3 is CH_2R^{10} wherein R^{10} is hydrogen, cycloalkyl, oxyester, oxyalkylsulfonyl, oxyarylsulfonyl, aminoalkylsulfonyl, aminoarylsulfonyl, nitrooxy, cyano, isothiocyanato, azido, alkylthio, arylthio, alkylsulfinyl, alkylsulfonyl, heterocycle, aryloxy, alkoxy or trifluoroethyl;

15 R^{3a} is hydrogen, alkyl or aryl (especially with the proviso that when R^{3a} is hydrogen, R^3 other than methyl);

or R^3R^{3a} form a cycloalkyl;

and R^2 , R^{2a} , R^4 and R^{4a} are each hydrogen.

20 Within the compounds of formula I,

R^1 is preferably alkyl especially C1-12- more particularly C1-6-alkyl and is most preferably ethyl;

R^2 , R^{2a} , R^{3a} and R^{4a} are preferably hydrogen;

25 R^3 is preferably selected from hydrogen; C1-12-alkyl, especially C1-6-alkyl, each optionally substituted by one or more substituents selected from hydroxy, halogen, cyano, thiocyanato or alkoxy and attached to the ring either directly or *via* a thio, sulfinyl, sulfonyl, carbonyl or oxycarbonyl group and optionally additionally a C1-4-alkylene bridge, particularly methylene; C2-6-alkenyl or -alkynyl, especially C2-3-alkenyl or -alkynyl, each optionally substituted by one or more halogens; azido; cyano; amido; carboxy; triazolyl, tetrazolyl, 30 pyrrolidinyl, pyridyl, 1-oxidopyridyl, thiomorpholinyl, benzodioxolyl, furyl, oxazolyl, pyrimidinyl, pyrrolyl, thiadiazolyl, thiazolyl, thienyl or piperazinyl each optionally substituted by one or more substituents selected from halogen, C1-6-alkyl and phenyl and attached to the ring either directly or *via* a carbonyl group or a C1-4-alkylene bridge, particularly methylene; naphthyl; or phenyl, phenylalkyl or phenylalkenyl each optionally substituted by one or more 35 substituents selected from halogen, C1-6-alkyl, C1-6 haloalkyl, C1-6-alkoxy, C1-6-alkylthio, amino, azido, phenyl and nitro and each attached to the ring either directly or *via* an oxy, sulfonyl, sulfonyloxy, carbonyl or carbonyloxy group and optionally additionally a C1-4-alkylene bridge, particularly methylene;

R^{3a} is preferably hydrogen or C1-4-alkyl;

R^4 and R^{4a} are preferably, independently hydrogen, C1-4-alkyl, phenyl or benzyl.

A further group of compounds of formula I (Compounds 1C) comprises those in racemic form wherein, when X is $-\text{CONR}^5\text{R}^6$ and R^1 is hydrogen, methyl, ethyl or propyl, then substitution on the pyrrolidine ring is other than mono-, di-, or tri-methyl or mono-ethyl.

5 A further group of compound of formula I (Compounds 1D) comprises those in racemic form wherein, when X is $-\text{CONR}^5\text{R}^6$ and R^1 is hydrogen or C1-6-alkyl, C2-6-alkenyl or -alkynyl or cycloalkyl, each unsubstituted, then substitution in the ring is other than by alkyl, alkenyl or alkynyl, each unsubstituted.

10 A further particular group of compounds of formula I (Compounds 1E) comprises those wherein,

X is $-\text{CA}^1\text{NH}_2$;

R^1 is H;

15 R^3 is azidomethyl, iodomethyl, ethyl optionally substituted by 1 to 5 halogen atoms, n-propyl optionally substituted by 1 to 5 halogen atoms, vinyl optionally substituted by one or two methyl, and/or 1 to 3 halogen atoms, acetylene optionally substituted by C1-4-alkyl, phenyl or halogen;

R^{3a} is hydrogen or halogen, preferably fluorine;

and R^2 , R^{2a} , R^4 and R^{4a} are each hydrogen;

as their racemates or in enantiomerically enriched form, preferably the pure enantiomers.

20 A further particular group of compounds of formula I (Compounds 1F) comprises those wherein,

X is $-\text{CA}^1\text{NH}_2$;

R^1 is H;

25 R^3 is C1-6-alkyl, C2-6-alkenyl or C2-6-alkynyl optionally substituted by azido, oxynitro, 1 to 6 halogen atoms;

R^{3a} is hydrogen or halogen, preferably fluorine;

and R^2 , R^{2a} , R^4 and R^{4a} are each hydrogen;

as their racemates or in enantiomerically enriched form, preferably the pure enantiomers.

30 In all the above mentioned scopes when the carbon atom to which R^1 is attached is asymmetric it is preferably in the "S" - configuration..

The "pharmaceutically acceptable salts" according to the invention include therapeutically active, non-toxic base and acid salt forms which the compounds of formula I are able to form.

35 The acid addition salt form of a compound of formula I that occurs in its free form as a base can be obtained by treating the free base with an appropriate acid such as an inorganic acid, for example, a hydrohalic such as hydrochloric or hydrobromic, sulfuric, nitric, phosphoric and the like; or an organic acid, such as, for example, acetic, hydroxyacetic, propanoic, lactic, pyruvic, malonic, succinic, maleic, fumaric, malic, tartaric, citric, methanesulfonic,

ethanesulfonic, benzenesulfonic, p-toluenesulfonic, cyclamic, salicylic, p-aminosalicylic, pamoic and the like.

The compounds of formula I containing acidic protons may be converted into their therapeutically active, non-toxic base addition salt forms, e.g. metal or amine salts, by treatment with appropriate organic and inorganic bases. Appropriate base salt forms include, for example, ammonium salts, alkali and earth alkaline metal salts, e.g. lithium, sodium, potassium, magnesium, calcium salts and the like, salts with organic bases, e.g. N-methyl-D-glucamine, hydrabamine salts, and salts with amino acids such as, for example, arginine, lysine and the like.

Conversely said salt forms can be converted into the free forms by treatment with an appropriate base or acid.

Compounds of the formula I and their salts can be in the form of a solvate, which is included within the scope of the present invention. Such solvates include for example hydrates, alcoholates and the like.

Many of the compounds of formula I and some of their intermediates have at least one stereogenic center in their structure. This stereogenic center may be present in a R or a S configuration, said R and S notation is used in correspondance with the rules described in Pure Appl. Chem., 45 (1976) 11-30.

The invention also relates to all stereoisomeric forms such as enantiomeric and diastereoisomeric forms of the compounds of formula I or mixtures thereof (including all possible mixtures of stereoisomers).

Furthermore certain compounds of formula I which contain alkenyl groups may exist as Z (zusammen) or E (entgegen) isomers. In each instance, the invention includes both mixture and separate individual isomers.

Multiple substituents on the pyrrolidone ring can also stand in either *cis* or *trans* relationship to each other with respect to the plane of the pyrrolidone ring.

Some of the compounds of formula I may also exist in tautomeric forms. Such forms although not explicitly indicated in the above formula are intended to be included within the scope of the present invention.

With respect to the present invention reference to a compound or compounds is intended to encompass that compound in each of its possible isomeric forms and mixtures thereof unless the particular isomeric form is referred to specifically.

The invention also includes within its scope pro-drug forms of the compounds of formula I and its various sub-scopes and sub-groups.

The term "prodrug" as used herein includes compound forms which are rapidly transformed *in vivo* to the parent compound according to the invention, for example, by hydrolysis in blood. Prodrugs are compounds bearing groups which are removed by biotransformation prior to exhibiting their pharmacological action. Such groups include moieties which are readily cleaved *in vivo* from the compound bearing it, which compound after cleavage remains or becomes pharmacologically active. Metabolically cleavable groups form a class of

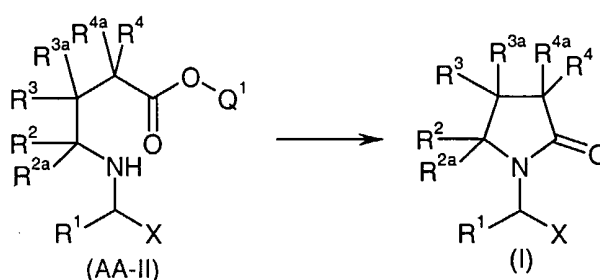
groups well known to practitioners of the art. They include, but are not limited to such groups as alkanoyl (i.e. acetyl, propionyl, butyryl, and the like), unsubstituted and substituted carbocyclic aroyl (such as benzoyl, substituted benzoyl and 1- and 2-naphthoyl), alkoxy carbonyl (such as ethoxy carbonyl), trialkylsilyl (such as trimethyl- and triethylsilyl), monoesters formed with dicarboxylic acids (such as succinyl), phosphate, sulfate, sulfonate, sulfonyl, sulfinyl and the like. The compounds bearing the metabolically cleavable groups have the advantage that they may exhibit improved bioavailability as a result of enhanced solubility and/or rate of absorption conferred upon the parent compound by virtue of the presence of the metabolically cleavable group. T. Higuchi and V. Stella, "Pro-drugs as Novel Delivery System", Vol. 14 of the A.C.S. Symposium Series; "Bioreversible Carriers in Drug Design", ed. Edward B. Roche, American Pharmaceutical Association and Pergamon Press, 1987.

The compounds of formula I according to their invention can be prepared analogously to conventional methods as understood by the person skilled in the art of synthetic organic chemistry.

The following process description sets forth certain synthesis routes in an illustrative manner. Other alternative and/or analogous methods will be readily apparent to those skilled in this art. As used herein in connection with substituent meanings, "=" means "is" and "≠" means "is other than".

A. CYCLISATION OF AN AMINOESTER.

When, in formula I, $A^2 = O$, an aminoester of formula AA-II is cyclised wherein Q^1 , together with the oxygen to which it is attached, is a leaving group, especially Q^1 is an alkyl group, in particular a linear or branched alkyl group having 1 to 4 carbon atoms.



25

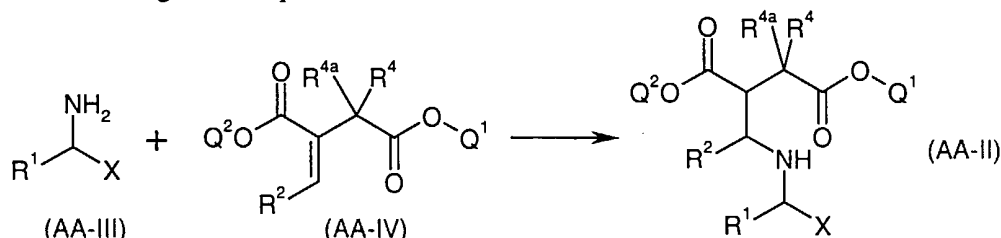
$Q^1 = \text{methyl or ethyl}$. The reaction is known per se and is generally carried out between room temperature and 150 °C, in the presence or not of a catalyst such as acetic acid, hydroxybenzotriazole or 2-hydroxypyridine.

$Q^1 \neq \text{methyl or ethyl}$. Ester of formula AA-II is hydrolysed under acidic or basic conditions then cyclised under conventional peptide synthesis conditions, by using coupling agents, for example dicyclohexylcarbodiimide (Bodanszky, M., Bodanszky, A., in "The Practice of Peptide Synthesis", Springer Verlag, 1984).

30

A.1 Synthesis of AA-II by addition on an itaconate derivative.

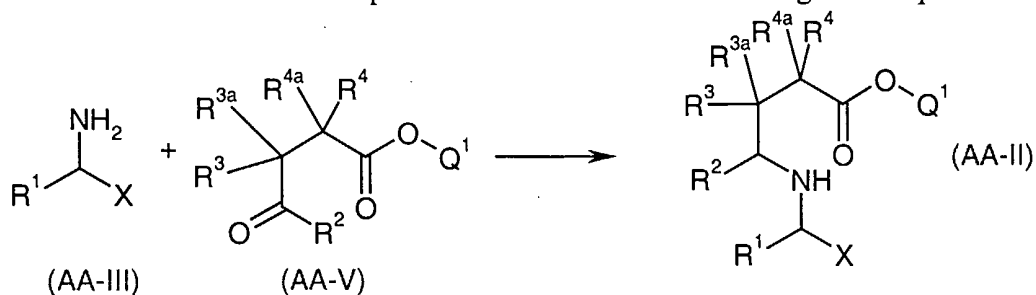
Compounds of formula AA-II wherein $R^{2a} = R^{3a} = H$ and $R^3 = COOQ^2$, wherein Q^2 represents a linear or branched alkyl group optionally optically active, are obtained by reaction of a compound of formula AA-III with an itaconate derivative of formula AA-IV according to the equation:



This reaction may be performed according to the procedure described in: Street, L.J., Baker, R., Book, T., Kneen, C.O., ManLeod, A.M., Merchant, K.J., Showell, G.A., Saunders, J., Herbert, R.H., Freedman, S.B., Harley, E.A., *J. Med. Chem.* (1990), 33, 2690-2697.

A.2 Synthesis of AA-II by reductive amination.

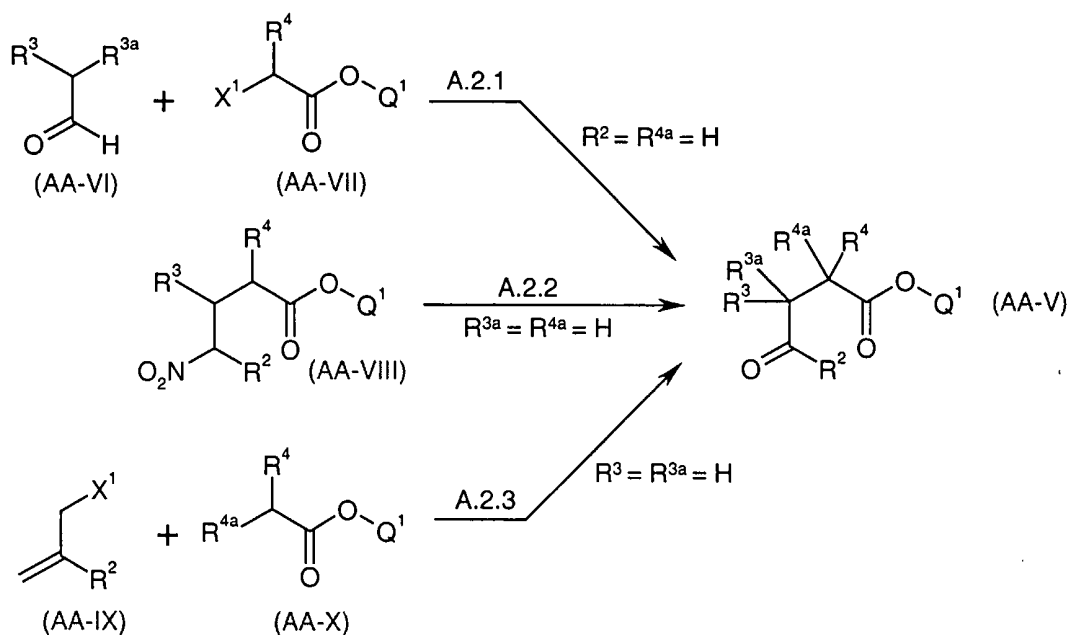
A compound of formula AA-II may be prepared by reductive amination of a compound of formula AA-V with a compound of formula AA-III according to the equation:



15 This reaction may be carried out using the conditions described in Abdel-Magid, A.F., Harris, B.D., Maryanoff, C.A., *Synlett* (1994), 81-83. Alternatively, when X represents $CONR^5R^6$, the amine AA-III may be linked via the amide moiety onto a solid support (for example a Rink resin).

Compounds of formula AA-V may be prepared by one of the following processes:

13



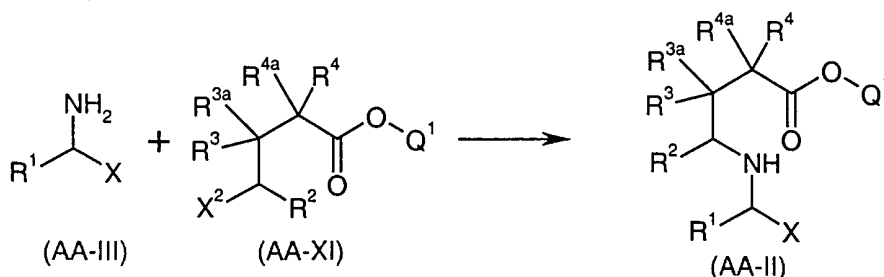
A.2.1. An aldehyde of formula AA-VI is alkylated with an alkyl halogenoacetate of formula AA-VII, wherein X^1 represents a halogen atom, using intermediate enamines as described in Whitesell, J.K., Whitesell, M.A., *Synthesis*, (1983), 517-536 or using hydrazones as described in Corey, E.J., Enders, D., *Tetrahedron Lett.* (1976), 11-14 followed by ozonolysis.

A.2.2. A nitroester of formula AA-VIII may be transformed into the compound AA-V by treatment of its conjugate base with sulfuric acid in methanol and hydrolysis of the intermediate dimethylacetal (Nef reaction as in Urpi, F., Vilarrasa, J., *Tetrahedron Lett.* (1990), 31, 7499-7500). The nitroester of formula AA-VIII may be prepared as described in Horni, A., Hubacek, I., Hesse, M., *Helv. Chim. Acta* (1994), 77, 579.

A.2.3. An ester AA-X is alkylated by an allyl halide AA-IX ($X^1 =$ halogen atom) in the presence of a strong base (for example lithium diisopropylamide), followed by reductive ozonolysis of the unsaturated ester as described in Amruta Reddy P., Hsiang B.C.H., Latifi T.N., Hill M.W., Woodward K.E., Rothman S.M., Ferrendelli J.A., Covey D.F., *J. Med. Chem.* (1996), 39, 1898-1906.

A.3. Synthesis of AA-II by alkylation of a γ -halogeno ester.

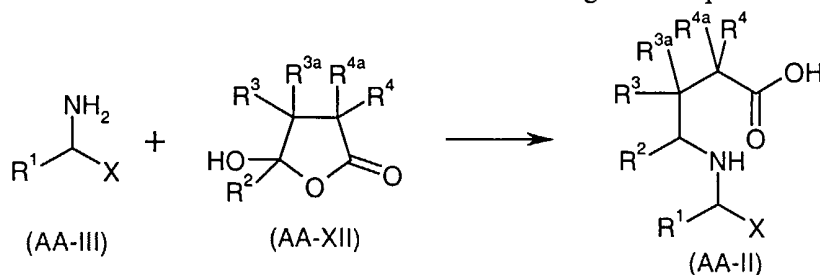
A compound of formula AA-II wherein $X = \text{CONR}^5\text{R}^6$, COOR^7 or CN may be prepared by alkylation of a γ -halogeno ester AA-XI, wherein X^2 represents a halogen atom, with an amine AA-III.



This reaction may be carried out using the conditions described in Patent Application GB 2225322 A. The synthesis of the ester AA-XI is described in part B.

A.4. Synthesis of AA-II by reductive amination of 5-hydroxylactone derivatives.

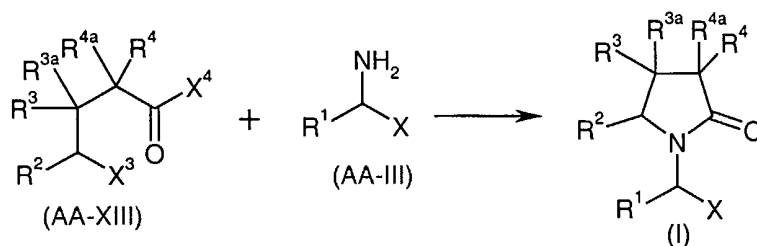
A compound of formula AA-II wherein $X = \text{CONR}^5\text{R}^6$, COOR^7 or CN , $\text{Q}^1 = \text{H}$ and $\text{R}^{2a} = \text{H}$ may be prepared by reductive amination of a 5-hydroxylactone of formula AA-XII with an amine of formula AA-III according to the equation:



The 5-hydroxylactone of formula AA-XII may be synthesised as described in B.1.

10 B. CONDENSATION OF AN AMINE WITH A γ -HALOGENO ACID DERIVATIVE.

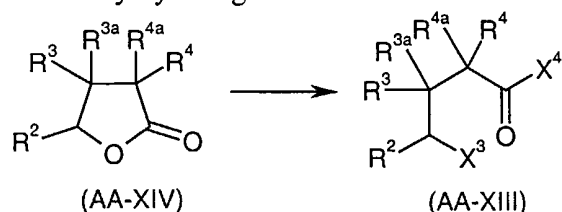
When, in formula I, $\text{A}^2 = \text{O}$, $\text{X} = \text{CONR}^7\text{R}^8$, COOR^7 or CN and $\text{R}^{2a} = \text{H}$, a compound of formula AA-XIII is reacted with an amine of formula AA-III according to the equation:



wherein X^3 represents a halogen atom, preferably an iodine or a chlorine atom, X^4 represents a halogen atom, preferably a chlorine atom. This reaction may be carried out as described in patent application GB 2225322 A.

Compounds formula AA-XIII may be obtained by the opening of a lactone of formula AA-XIV in the presence of a halogenation agent, for example TMSI, $\text{SOCl}_2/\text{ZnCl}_2$ (followed if

20 necessary by halogenation of the obtained halogeno acid ($\text{X}^4 = \text{OH}$)) according to the equation:



Opening of the lactone AA-XIV can be performed according to the procedure described in:

Mazzini, C., Lebreton, J., Alphand, V., Furstoss, R., Tetrahedron Lett. (1998), 38, 1195-1196

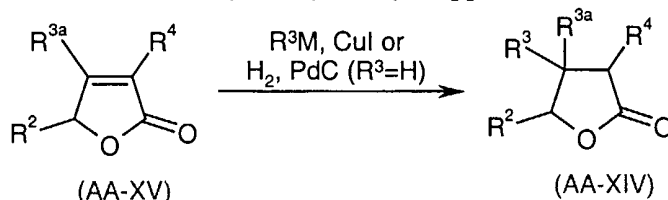
and in Olah, G.A., Narang, S.C., Gupta, B.G.B., Malhotra, R., J. Org. Chem. (1979), 44, 1247-

25 1250. Halogenation ($\text{X}^4 = \text{halogen}$) or esterification ($\text{X}^4 = \text{OQ}^1$) of the obtained halogeno acid ($\text{X}^4 = \text{OH}$) may be performed under any conditions known to the person skilled in the art.

Lactones of formula AA-XIV may be prepared by one of the following processes:

B.1. Hydrogenation or conjugated addition of an organometallic.

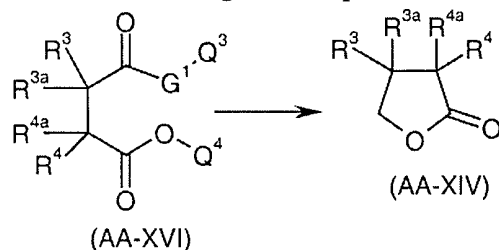
Compound AA-XIV wherein $R^{2a} = R^{4a} = H$ may be obtained hydrogenation of an α,β -unsaturated lactone of formula AA-XV, or by conjugated addition of an organometallic derivative of formula R^3M , wherein M represents Li, Na, Mg or Zn, onto compound AA-XV eventually catalysed by Copper (I) salts.



This reaction may be carried out according to the procedures described in: Alexakis, A., Berlan, J., Besace, Y., *Tetrahedron Lett.* (1986), 27, 1047-1050; Lipshutz, B.H., Ellsworth, E.L., Siahaan, T., *J. Amer. Chem. Soc.* (1989), 111, 1351-1358, or under any condition known to the person skilled in the art.

B.2 Reduction of a succinate derivative.

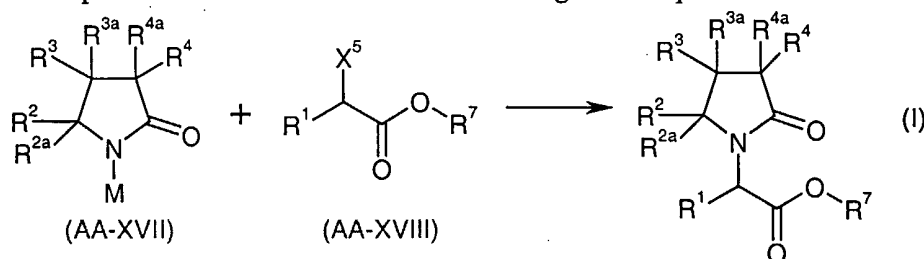
When, in formula AA-XIV, $R^2 = R^{2a} = H$: reduction of the carboxylic acid AA-XVI in the presence of a borohydride reagent, preferably LiBH_4 or $\text{Ca}(\text{BH}_4)_2$, in an alcoholic solvent, according to the equation:



wherein Q^3 is a methyl or an ethyl group, G^1 represents O or S and Q^4 represents an hydrogen atom or a linear or branched alkyl having 1 to 4 atoms of carbon, with the condition that when $G^1 = S$, $Q^4 = \text{alkyl}$ and when $G^1 = O$, $Q^4 = H$.

C. ALKYLATION OF A LACTAM DERIVATIVE.

When, in formula I, $A^2 = O$ and $X = \text{COOR}^7$, a compound of formula AA-XVII is reacted with a compound of formula AA-XVIII according to the equation:

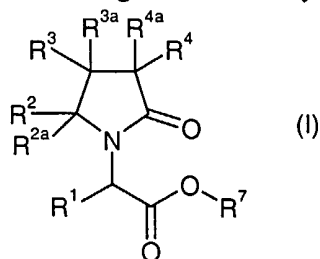


wherein X^5 represents a halogen atom and M an alkali metal. This reaction may be carried out following the procedure described in patent application GB (case 15-09).

Compounds of formula AA-XVII may be prepared according to the procedure described in
5 Horni, A., Hubacek, I., Hesse, M., *Helv. Chim. Acta* (1994), 77, 579.

D. TRANSFORMATION OF AN ESTER DERIVATIVE.

When, in formula I, $A^2 = O$ and $X = CONR^5R^6$, none of the groups R^2 , R^{2a} , R^3 , R^{3a} , R^4 and R^{4a} being substituted by carboxyl, ester or sulfonic acid, the corresponding ester of formula I



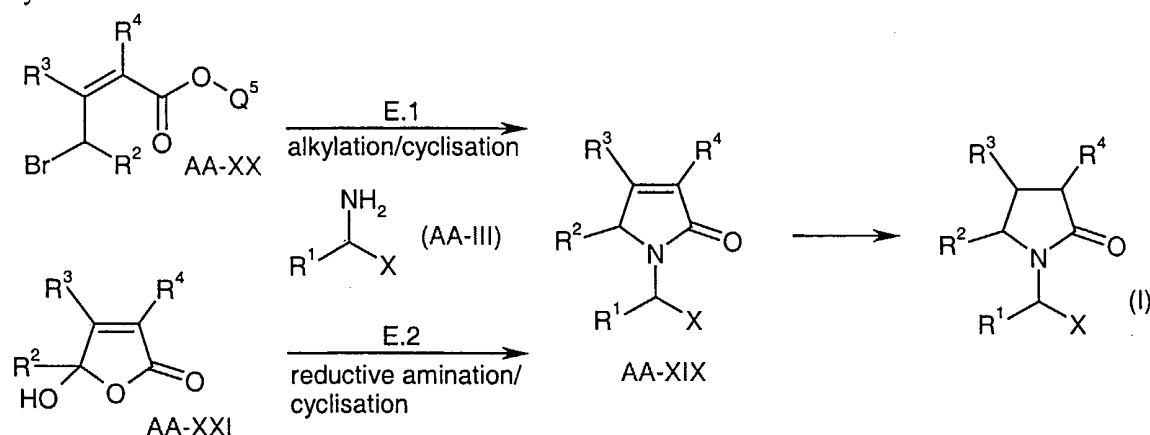
10

wherein R^7 represents a hydrogen atom or a linear or branched alkyl group having 1 to 4 atoms of carbon, is transformed into amine under direct ammonolysis or under conventional peptidic synthesis conditions by using an amine and coupling agents, for example alkyl chloroformate or dicyclohexylcarbodiimide.

15

E. REDUCTION OF AN α,β -UNSATURATED LACTAM.

When, in formula I, $A^2 = O$ and $R^{2a} = R^{3a} = R^{4a} = H$, compounds of formula I may be obtained by reduction of an unsaturated lactam AA-XIX:



20

The reduction step may be performed under classical conditions known to the person skilled in the art, for example hydrogen in the presence of Pd/C or optionally in the presence of an optically active catalyst. When R^2 , R^3 or R^4 is susceptible to be hydrogenated under low pressure conditions, for example by using Pd/C as catalyst, the double bond of the olefin mixture may be reduced selectively with $NaBH_4$ in the presence of $CoCl_2$.

25

Compounds AA-XIX may be prepared by one of the following processes:

E.1 By alkylation

A compound of formula AA-III is alkylated by a compound of formula AA-XX, wherein Q^5 represents a linear or branched alkyl group having 1 to 4 atoms of carbon, and cyclised. The alkylation step may be carried out in an inert solvent, for example tetrahydrofuran, dimethylformamide or dichloromethane, between 0 and 50 °C, in the presence or not of a tertiary amine. The cyclisation reaction may occur spontaneously or may be carried out according to the method described in part A.

E.2 By reductive amination

A compound of formula AA-XXI is reacted with a compound of formula AA-III under reductive amination conditions. The first step of this reaction may be carried out in an inert solvent, for example toluene, between 0 and 50 °C, in the presence of a reducing agents such as $NaBH_3CN$ and in the presence of an acid, for example acetic acid. The synthesis of compounds AA-XXI is described in Bourguignon, J.J. et al., J. Med. Chem. (1988), 31, 893-897.

F. FUNCTIONAL GROUP TRANSFORMATION OF THE SIDE CHAIN.**F.1 Reduction of esters into alcohols.**

Compounds of formula I wherein $A^2 = O$, $X = CONR^5R^6$ or $COOR^7$, R^7 being a tertiary alkyl group, and one of the groups R^2 , R^{2a} , R^3 , R^{3a} , R^4 and R^{4a} represents $-G^2-COOQ^6$, G^2 being a bond or an alkylene group and Q^6 being a linear or branched alkyl group having 1 to 4 atoms of carbon, are key synthesis intermediates for corresponding compounds wherein one of the groups R^2 , R^{2a} , R^3 , R^{3a} , R^4 and R^{4a} represents $-G^2-CH_2OH$. These transformations may be performed under any conditions known to the person skilled in the art.

F.2 Activation and oxidation of alcohols.

Compounds of formula I wherein $A^2 = O$ and one of the groups R^2 , R^{2a} , R^3 , R^{3a} , R^4 and R^{4a} represents $-G^2-CH_2OH$, G^2 being a bond or an alkylene group, are key synthesis intermediates for corresponding compounds wherein one of the groups R^2 , R^{2a} , R^3 , R^{3a} , R^4 and R^{4a} represents $-G^2-CH_2X^6$ or $-G^2-CHO$ wherein X^6 represents a chlorine, a bromine or a iodine atom or a group of formula $-O-SO_2-Q^7$ or $-O-Q^8$, Q^7 being an alkyl or an aryl group and Q^8 being an alkyl group. These transformations may be performed under any conditions known to the person skilled in the art.

F.3 Nucleophilic substitution of activated alcohols.

Compounds of formula I wherein $A^2 = O$ and one of the groups R^2 , R^{2a} , R^3 , R^{3a} , R^4 and R^{4a} represents $-G^2-CH_2X^6$, G^2 being a bond or an alkylene group and X^6 being a chlorine, a bromine or a iodine atom or a group of formula $-O-SO_2-Q^7$ as defined in F.2, are key synthesis intermediates for corresponding compounds wherein one of the groups R^2 , R^{2a} , R^3 , R^{3a} , R^4 and R^{4a} represents $-G^2-CH_2X^7$, wherein X^7 represents azido, halogen, nitro, amino, amino derivatives, thio derivatives and heterocycles. These transformations may be performed under any conditions known to the person skilled in the art.

F.4 By olefination of an aldehyde.

Compounds of formula I wherein $A^2 = O$, $X = \text{CONR}^5\text{R}^6$, COOR^7 or CN , and one of the groups R^2 , R^{2a} , R^3 , R^{3a} , R^4 and R^{4a} represents $-\text{G}^2\text{-CHO}$, G^2 being a bond or an alkylene group, are key synthesis intermediates for corresponding compounds wherein one of the groups R^2 , R^{2a} , R^3 , R^{3a} , R^4 and R^{4a} represents $-\text{G}^2\text{-Q}^9$ wherein Q^9 represents a vinyl group not substituted, mono- or di-substituted by a halogen atom or an alkyl group. These transformations may be performed under any conditions known to the person skilled in the art.

Alternatively, compounds $-\text{G}^2\text{-CN}$ can be obtained from the corresponding aldehyde by reaction of its oxime with SeO_2 (as described in Earl, R.A., Vollhardt, K.P.C., J. Org. Chem. (1984), 49, 4786).

F.5 Transformation of an acid derivative into heterocycles.

Compounds of formula I wherein $A^2 = O$ and one of the groups R^2 , R^{2a} , R^3 , R^{3a} , R^4 and R^{4a} represents $-\text{G}^2\text{-CN}$ or $-\text{G}^2\text{-COQ}^{10}$, G^2 being a bond or an alkylene group and Q^{10} being an alkoxy, an aryloxy or an amino group, a halogen atom or an amino derivative, with the proviso that $-\text{COQ}^{10}$ is different from X , are key synthesis intermediates for corresponding compounds wherein one of the groups R^2 , R^{2a} , R^3 , R^{3a} , R^4 and R^{4a} represents $-\text{G}^2\text{-Q}^{11}$ wherein Q^{11} represents either (i) a $-\text{CO}$ -aryl/heterocycle by palladium catalysed coupling between an acid chloride $-\text{G}^2\text{-COCl}$ and an aryl/heterocyclic organometallic, for example a trimethyl-pyridyl-stannane or (ii) an heterocycle, for example a thiazole (in Friedman, B.S., Sparks, M., Adams, R., J. Amer. Chem. Soc. (1933), 55, 2262 or in Iroka, N., Hamada, Y., Shiori, T., Tetrahedron (1992), 48, 7251), an oxazole (in Street, L.J., Baker, R., Castro, J.L., Clamber, R.S., Guiblin, A.R., Hobbs, S.C., Metassa, V.G., Reeve, A.J., Beer, M.S., Middlemis, D.N., Noble, A.J., Stanton, J.A., Scholey, K., Hargreaves, R.J., J. Med. Chem. (1993), 36, 1529), an oxadiazole (Ainsworth, C., J. Amer. Chem. Soc. (1955), 77, 1148), a tetrazole starting from a nitrile (Goerlitzer, K., Kogt, R., Arch. Pharm. (1990), 323, 847) or a thiadiazole (Lamattina, J. L., Mularski, C. J., J. Org. Chem. (1984), 49, 4800).

F.6 Synthesis of ketone derivatives.

Compounds of formula I wherein $A^2 = O$, and one of the groups R^2 , R^{2a} , R^3 , R^{3a} , R^4 and R^{4a} represents $-\text{G}^2\text{-CH=CQ}^{12}\text{Q}^{13}$ or $-\text{G}^2\text{-CQ}^{13}=\text{CHQ}^{12}$, G^2 being a bond or an alkylene group, Q^{12} and Q^{13} being a hydrogen atom or an alkyl group, with the proviso that none of the other R^1 , X , R^2 , R^{2a} , R^3 , R^{3a} , R^4 and R^{4a} is bearing a functional group sensible to oxidising conditions, are key synthesis intermediates for corresponding compounds wherein one of the groups R^2 , R^{2a} , R^3 , R^{3a} , R^4 and R^{4a} represents respectively $-\text{G}^2\text{-CO-CHQ}^{12}\text{Q}^{13}$ or $-\text{G}^2\text{-CHQ}^{13}\text{-CO-Q}^{12}$.

These transformation may be performed under any appropriate conditions known to the person skilled in the art, for example in presence of O_2 and PdCl_2 , in an inert solvent, for example dimethylformamide or N-methyl pyrrolidine, between 0 and 50 °C (Bird, *Transition Metals Intermediate in Organic Synthesis*, Academic Press, NY, (1967), 88-111).

F.7 Derivatisation of ketones.

Compounds of formula I wherein $A^2 = O$, $X = CONR^5R^6$ or $COOR^7$ and one of the groups R^2 , R^{2a} , R^3 , R^{3a} , R^4 and R^{4a} represents $-G^2-CO-Q^{14}$, wherein G^2 is a bond or an alkylene group and Q^{14} represents an alkyl group, are key synthesis intermediates for the synthesis of (i) alcohols $-G^2-CHOH-Q^{14}$ by reduction with an hydride reagent ((March, J., *Advanced Organic Chemistry, Third Edition*, John Wiley & Sons, (1985), 809), (ii) fluorinated side chain $-G^2-CF_2-Q^{14}$ using the conditions described in Lal, G.S., Pez, G.P., Pesaresi, R.J., Prozonic, F.M., *Chem. Commun.* (1999), 215-216.

F.8 Synthesis of alkynyl derivatives.

Compounds of formula I wherein $A^2 = O$ and one of the groups R^2 , R^{2a} , R^3 , R^{3a} , R^4 and R^{4a} represents $-G^2-C=C(X^8)_2$, G^2 being a bond or an alkylene group and X^8 being a halogen atom, with the proviso that none of the other X , R^1 , R^2 , R^{2a} , R^3 , R^{3a} , R^4 and R^{4a} is bearing a functional group sensible sensitive to strong bases, are key synthesis intermediates for corresponding compounds wherein one of the groups R^2 , R^{2a} , R^3 , R^{3a} , R^4 and R^{4a} represents $-G^2-C\equiv C-Q^{15}$, wherein Q^{15} is hydrogen, halogen, alkyl or aryl.

These transformation may be performed:

- by base induced β -elimination (for example 1 equivalent of *t*-BuOK at low temperature as described in Michel, P., Rassat, A., *Tetrahedron Lett.* (1999), 40, 8579-8581) into an haloacetylenic derivative ($Q^{15} = \text{halogen}$) followed by metal catalysed substitution of the halogen by an organometallic species (for example by MeZnCl in the presence of CuCN.LiCl as described in Micouin, L., Knochel, P., *Synlett* (1997), 327),
- by direct conversion into a metal acetylenide (for example with 2 equiv. of *n*-butyllithium) and alkylation with an alkylhalide or a carbonyl derivative (as described in Corey, E.J., Fuchs, P.L., *Tetrahedron Lett.* (1972), 36, 3769-3772).

F.9 Synthesis of alkanes.

Compounds of formula I wherein $A^2 = O$ and one of the groups R^2 , R^{2a} , R^3 , R^{3a} , R^4 and R^{4a} represents $-G^2-C=C-Q^{16}Q^{17}$, G^2 being a bond or an alkylene group, Q^{16} and Q^{17} being alkyl or fluoro, are key synthesis intermediates for corresponding compounds wherein one of the groups R^2 , R^{2a} , R^3 , R^{3a} , R^4 and R^{4a} represents $-G^2-CH-CH-Q^{16}Q^{17}$.

The reduction step may be performed under classical conditions known to the person skilled in the art, for example with hydrogen in the presence of Pd/C (March, J., "Advanced Organic Chemistry, Third Edition", John Wiley & Sons, (1985), 1101-1102).

F.10 Synthesis of (halo)azidoaryl derivatives.

Compounds of formula I wherein $A^2 = O$, $X = CONR^5R^6$ or $COOR^7$ or CN and one of the groups R^2 , R^3 or R^4 is G^2-Q^{18} wherein Q^{18} represents a nitroaryl or triazenoaryl,

G^2 being a bond or an alkylene group, are key intermediates for the synthesis of corresponding compounds wherein one of the groups R^2 , R^3 or R^4 is G^2-Q^{19} , Q^{19} being an azidoaryl optionally substituted by one or several halogen atoms, preferably Br or F atoms. The transformation proceeds through the reduction of the nitro or triazene moiety into aniline by any means known by persons skilled in the art, optionally introduction of one or several halogen atoms (as in Xing-teng, D., Guo-bin, L., Synth. Commun. (1989), 19, 1261) and conversion of the amine into azide by well known methods.

F.11 Synthesis of heterocycles from amines.

Compounds of formula I wherein $A^1 = O$, $X = CONR^5R^6$, $COOR^7$ or CN , and one of the groups R^2 , R^3 or R^4 is G^2-Q^{20} , wherein G^2 being a bond or an alkylene group and Q^{20} is $COOH$, $CONH_2$ or CN , are key intermediates for the synthesis of corresponding compounds wherein one of the groups R^2 , R^3 or R^4 is G^2-NH_2 or $G^2-CH_2-NH_2$, which lead to corresponding compounds wherein one of the groups R^2 , R^3 or R^4 is G^2-Het or G^2-CH_2-Het , where Het is an heterocycle bound by a nitrogen atom, optionally substituted by one or several halogen atoms.

- In the case where $X = CONR^5R^6$, CN or $COOR^7$ with R^7 different from H, and where R^2 , R^3 or R^4 is G^2-COOH , the transformation proceeds through Curtius rearrangement (for example by action of diphenylphosphorazidate and triethylamine and quenching in situ by benzyl alcohol as described in: Kim, D., Weinreb, S.M., J. Org. Chem. (1978), 43, 125), deprotection of the amine function by hydrogenolysis or any condition known to the person skilled in the art to give R^2 , R^3 or $R^4 = G^2-NH_2$, followed by ring synthesis to give an heterocycle such as a pyrrole (as in Jefford, C.W., Tang, Q., Zaslona, A., J. Amer. Chem. Soc. (1991), 113, 3513-3518), and optionally introduction of one or several halogen atoms on the ring (as in Gilow, H.M., Burton, D.E., J. Org. Chem. (1981), 46, 2221-2225).
- In the case where $X = CONR^5R^6$, $COOR^7$ or CN and one of the groups R^2 , R^3 or R^4 is G^2-CONH_2 , with X different from $CONR^5R^6$, or G^2-CN , with X different from CN , the transformation proceeds through selective reduction of the amide or nitrile into the aminomethyl moiety under any condition known to the person skilled in the art, and ring synthesis to give an heterocycle such as a triazole (as in Miles, R.W., Samano, V., Robins, M.J., J. Amer. Chem. Soc. (1995), 117, 5951-5957).

F.12 Synthesis of triazoles.

Compounds of formula I wherein $A^2 = O$ and one of the groups R^2 , R^{2a} , R^3 , R^{3a} , R^4 and R^4 represents $-G^2-CH_2N_3$, G^2 being a bond or an alkylene group, are key synthesis intermediates for corresponding compounds wherein one of the groups R^2 , R^{2a} , R^3 , R^{3a} , R^4 and R^4 represents $-G^2-CH_2$ -triazole. These transformations may be performed by prolonged heating in the presence of 1-(triphenylphosphoranylidene)-ketone

derivative (as described in Hammerschmidt, F., Polsterer, J. P., Zbiral, E., Synthesis (1995), 415).

F.13 Resolution.

5 When compounds of formula I present one or several stereogenic centres, and that non-stereoselective methods of synthesis are used, resolution of the mixture of stereoisomers can best be effected in one or several steps, involving generally sequential separation of mixtures of diastereomers into their constituting racemates, using preferably chromatographic separations on achiral or chiral phase in reversed or preferably in direct mode, followed by at least one ultimate step of resolution of each racemate into
10 its enantiomers, using most preferably chromatographic separation on chiral phase in reversed or preferably in direct mode. Alternatively, when partly stereoselective methods of synthesis are used, the ultimate step may be a separation of diastereomers using preferably chromatographic separations on achiral or chiral phase in reversed or preferably in direct mode.

15 Certain of the intermediate compounds described above particularly those of formula AA-II wherein the various substituents have the meanings set forth above are novel and also form part of the invention. These novel intermediates, wherein the leaving group is pharmaceutically acceptable, possess the same utility as described for the compounds of formula
20 I hereunder.

It has now been found that compounds of formula I and their pharmaceutically acceptable salts are useful in a variety of pharmaceutical indications.

25 For example, the compounds according to the invention are useful for the treatment of epilepsy, epileptogenesis, seizure disorders and convulsions.

30 These compounds may also be used for the treatment of other neurological disorders including bipolar disorders, mania, depression, anxiety, migraine, trigeminal and other neuralgia, chronic pain, neuropathic pain, cerebral ischemia, cardiac arrhythmia, myotonia, cocaine abuse, stroke, myoclonus, essential tremor and other movement disorders, neonatal cerebral haemorrhage, amyotrophic lateral sclerosis, spasticity, Parkinson's disease and other degenerative diseases.

35 In addition the compounds according to the invention may be used in the treatment of bronchial asthma, asthmatic status and allergic bronchitis, asthmatic syndrome, bronchial hyperreactivity and bronchospastic syndromes as well as allergic and vasomotor rhinitis and rhinoconjunctivitis.

Thus, the present invention, in a further aspect, concerns the use of a compound of formula I or a pharmaceutically acceptable salt thereof for the manufacture of a medicament for the treatment of neurological and other disorders such as mentioned above.

40 In particular, the present invention concerns the use of a compound of formula I or a pharmaceutically acceptable salt thereof, for the manufacture of a medicament for the treatment

of epilepsy, bipolar disorders, chronic pain or neuropathic pain, migraine, bronchial-, asthmatic- or allergic conditions.

The activity and properties of the active compounds, oral availability and stability in vitro or in vivo can vary significantly among the optical isomers of the disclosed compounds.

5 In a preferred embodiment, the active compound is administered in an enantiomerically enriched form, i.e., substantially in the form of one isomer.

For example, in the case of the compound of formula I wherein R¹ is ethyl, X is -CONH₂, A² is oxygen, when R³ is propyl and all remaining substituents are hydrogen, it is the S (butanamide), R (ring) enantiomer which is preferred and when R³ is 2,2-difluorovinyl and all
10 remaining substituents are hydrogen, it is the S (butanamide), S (ring) enantiomer which is preferred.

The present invention also concerns a method for treating epilepsy, migraine, bipolar disorders, chronic pain or neuropathic pain or bronchial-, asthmatic- or allergic conditions, in a mammal in need of such treatment, comprising administering a therapeutic dose of at least one
15 compound of formula I or a pharmaceutically acceptable salt thereof to a patient.

The methods of the invention comprise administration to a mammal (preferably human) suffering from above mentioned conditions or disorders, of a compound according to the invention in an amount sufficient to alleviate or prevent the disorder or condition.

The compound is conveniently administered in any suitable unit dosage form, including
20 but not limited to one containing 5 to 1000 mg, preferably 25 to 500 mg of active ingredient per unit dosage form.

The term "treatment" as used herein includes curative treatment and prophylactic treatment.

By "curative" is meant efficacy in treating a current symptomatic episode of a disorder or
25 condition.

By "prophylactic" is meant prevention of the occurrence or recurrence of a disorder or condition.

The term "epilepsy" as used herein refers to a disorder of brain function characterised by the periodic and unpredictable occurrence of seizures. Seizures can be "nonepileptic" when
30 evoked in a normal brain by treatments such as electroshock or chemical convulsants or "epileptic" when evoked without evident provocation.

The term "seizure" as used herein refers to a transient alteration of behaviour due to the disordered, synchronous, and rhythmic firing of populations of brain neurones.

The term "migraine" as used herein means a disorder characterised by recurrent attacks
35 of headache that vary widely in intensity, frequency, and duration. The attacks are commonly unilateral and are usually associated with anorexia, nausea, vomiting, phonophobia, and/or photophobia. In some cases they are preceded by, or associated with, neurological and mood disturbances. Migraine headache may last from 4 hours to about 72 hours. The International Headache Society (IHS, 1988) classifies migraine with aura (classical migraine) and migraine

without aura (common migraine) as the major types of migraine. Migraine with aura consists of a headache phase preceded by characteristic visual, sensory, speech, or motor symptoms. In the absence of such symptoms, the headache is called migraine without aura.

The term "bipolar disorders" as used herein refers to those disorders classified as Mood Disorders according to the Diagnostic and Statistical Manual of Mental Disorders, 4th edition (Diagnostic and Statistical Manual of Mental Disorders (DSM-IV TM), American Psychiatry Association, Washington, DC, 1994). Bipolar disorders are generally characterised by spontaneously triggered repeated (i.e. at least two) episodes in which the patient's hyperexcitability, activity and mood are significantly disturbed, this disturbance consisting on some occasions of an elevation of mood and increased energy and activity (mania or hypomania), and in other occasions a lowering of mood and decreased energy and activity (depression). Bipolar disorders are separated into four main categories in the DSM-IV (bipolar I disorder, bipolar II disorder, cyclothymia, and bipolar disorders not otherwise specified).

The term "manic episode", as used herein refers to a distinct period during which there is an abnormally and persistently elevated, expansive, or irritable mood with signs of pressured speech and psychomotor agitation.

The term "hypomania", as used herein refers to a less extreme manic episode, with lower grade of severity.

The term "major depressive episode", as used herein refers to a period of at least 2 weeks during which there is either depressed mood or the loss of interest or pleasure in nearly all activities with signs of impaired concentration and psychomotor retardation.

The term "mixed episode", as used herein refers to a period of time (lasting at least 1 week) in which the criteria are met both for a manic episode and for a major depressive episode nearly every day.

The term "chronic pain" as used herein refers to the condition gradually being recognised as a disease process distinct from acute pain. Conventionally defined as pain that persists beyond the normal time of healing, pain can also be considered chronic at the point when the individual realises that the pain is going to be a persistent part of their lives for the foreseeable future. It is likely that a majority of chronic pain syndromes involves a neuropathic component, which is usually harder to treat than acute somatic pain

The term "neuropathic pain" as used herein refers to pain initiated by a pathological change in a nerve which signals the presence of a noxious stimulus when no such recognisable stimulus exists, giving rise to a false sensation of pain. In other words, it appears that the pain system has been turned on and cannot turn itself off.

The activity of the compounds of formula I, or their pharmaceutically acceptable salts, as anticonvulsants can be determined in the audiogenic seizures model. The objective of this test is to evaluate the anticonvulsant potential of a compound by means of audiogenic seizures induced in sound-susceptible mice, a genetic animal model with reflex seizures. In this model of primary generalised epilepsy, seizures are evoked without electrical or chemical stimulation and the

seizure types are, at least in part, similar in their clinical phenomenology to seizures occurring in man (Löscher W. & Schmidt D., *Epilepsy Res.* (1998), 2, p. 145-181; Buchhalter J.R., *Epilepsia* (1993), 34, S31-S41). Results obtained with compounds of formula I are indicative of a strong pharmacological effect.

5 Another assay indicative of potential anticonvulsant activity is binding to levetiracetam binding site (LBS) as hereinafter described.

The activity of the compounds of formula I, or their pharmaceutically acceptable salts, in chronic neuropathic pain can be determined in animal models. For example, chronic neuropathic pain can be modelled by pharmacologically inducing diabetes in rats. In this model, animals
10 show progressive hyperalgesia to nociceptive stimuli, a symptom generally observed in patients with painful peripheral neuropathy (Courteix C, Eschalier, A. and Lavarenne J., *Pain*, 53,(1993) 81-88). This model was shown to possess a high pharmacological predictivity.(Courteix C, Bardin M., Chantelauze C., Lavarenne J and Eschalier, A., *Pain*, 57 (1994) 153-160)

The activity of the compounds of formula I, or their pharmaceutically acceptable salts, in
15 bipolar disorders can be assessed in animal models. For example, bipolar disorders and especially mania can be modelled by pharmacologically inducing hyperactivity in rats and evaluating their behaviour in a Y maze. In such a situation, therapeutic agents effective in man, like Lithium and sodium valproate decrease the hyperactivity, thus validating the predictivity of the model (Cao B. J.,and Peng N; A., *Eur. J; Pharmacol.* 237 (1993) 177-181. Vale A. L. and
20 Ratcliffe F. *Psychopharmacology*, 91 (1987) 352-355).

Potential anti-asthmatic properties of the compounds of formula I, or their pharmaceutically acceptable salts would be tested for in an animal model of allergic asthma, in which guinea pigs sensitised to ovalbumin are challenged with the antigen and investigated for changes in pulmonary function and airway inflammatory cell content. (Yamada et al. (1992)
25 Development of an animal model of late asthmatic response in guinea pigs and effects anti-asthmatic drugs. *Prostaglandins*, 43: 507-521).

Activity in any of the abovementioned indications can of course be determined by carrying out suitable clinical trials in a manner known to a person skilled in the relevant art for the particular indication and/or in the design of clinical trials in general.

30 For treating diseases, compounds of formula I or their pharmaceutically acceptable salts, may be employed at an effective daily dosage and administered in the form of a pharmaceutical composition.

Therefore, another embodiment of the present invention concerns a pharmaceutical composition comprising an effective amount of a compound of formula I or a pharmaceutically
35 acceptable salt thereof in combination with a pharmaceutically acceptable diluent or carrier.

To prepare a pharmaceutical composition according to the invention, one or more of the compounds of formula I or a pharmaceutically acceptable salt thereof, is intimately admixed with a pharmaceutical diluent or carrier according to conventional pharmaceutical compounding techniques known to the skilled practitioner.

Suitable diluents and carriers may take a wide variety of forms depending on the desired route of administration, e.g., oral, rectal, or parenteral.

Pharmaceutical compositions comprising compounds according to the invention can, for example, be administered orally or parenterally, i.e., intravenously, intramuscularly or
5 subcutaneously, intrathecally.

Pharmaceutical compositions suitable for oral administration can be solids or liquids and can, for example, be in the form of tablets, pills, dragees, gelatin capsules, solutions, syrups, and the like.

To this end the active ingredient may be mixed with an inert diluent or a non-toxic
10 pharmaceutically acceptable carrier such as starch or lactose. Optionally, these pharmaceutical compositions can also contain a binder such as microcrystalline cellulose, gum tragacanth or gelatine, a disintegrant such as alginic acid, a lubricant such as magnesium stearate, a glidant such as colloidal silicon dioxide, a sweetener such as sucrose or saccharin, or colouring agents or a flavouring agent such as peppermint or methyl salicylate.

15 The invention also contemplates compositions which can release the active substance in a controlled manner. Pharmaceutical compositions which can be used for parenteral administration are in conventional form such as aqueous or oily solutions or suspensions generally contained in ampoules, disposable syringes, glass or plastics vials or infusion containers.

In addition to the active ingredient, these solutions or suspensions can optionally also
20 contain a sterile diluent such as water for injection, a physiological saline solution, oils, polyethylene glycols, glycerine, propylene glycol or other synthetic solvents, antibacterial agents such as benzyl alcohol, antioxidants such as ascorbic acid or sodium bisulphite, chelating agents such as ethylene diamine-tetra-acetic acid, buffers such as acetates, citrates or phosphates and agents for adjusting the osmolarity, such as sodium chloride or dextrose.

25 These pharmaceutical forms are prepared using methods which are routinely used by pharmacists.

The amount of active ingredient in the pharmaceutical compositions can fall within a wide range of concentrations and depends on a variety of factors such as the patient's sex, age, weight and medical condition, as well as on the method of administration. Thus the quantity of
30 compound of formula I in compositions for oral administration is at least 0.5% by weight and can be up to 80% by weight with respect to the total weight of the composition.

In accordance with the invention it has also been found that the compounds of formula I or the pharmaceutically acceptable salts thereof can be administered alone or in combination with other pharmaceutically active ingredients. Non-limiting examples of such additional
35 compounds which can be cited for use in combination with the compounds according to the invention are antivirals, antispastics (e.g. baclofen), antiemetics, antimanic mood stabilizing agents, analgesics (e.g. aspirin, ibuprofen, paracetamol), narcotic analgesics, topical anesthetics, opioid analgesics, lithium salts, antidepressants (e.g. mianserin, fluoxetine, trazodone), tricyclic antidepressants (e.g. imipramine, desipramine), anticonvulsants (e.g. valproic acid,

carbamazepine, phenytoin), antipsychotics (e.g. risperidone, haloperidol), neuroleptics, benzodiazepines (e.g. diazepam, clonazepam), phenothiazines (e.g. chlorpromazine), calcium channel blockers, amphetamine, clonidine, lidocaine, mexiletine, capsaicin, caffeine, quetiapine, serotonin antagonists, β -blockers, antiarrhythmics, triptans, ergot derivatives.

5 Of particular interest in accordance with the present invention are combinations of at least one compound of formula I or a pharmaceutically acceptable salt thereof and at least one compound inducing neural inhibition mediated by GABA_A receptors. The compounds of formula I exhibit a potentiating effect on the compounds inducing neural inhibition mediated by GABA_A receptors enabling, in many cases, effective treatment of conditions and disorders under reduced
10 risk of adverse effects.

Examples of compounds inducing neural inhibition mediated by GABA_A receptors include the following: benzodiazepines, barbiturates, steroids, and anticonvulsants such as valproate, vigabatrine, tiagabine or pharmaceutical acceptable salts thereof.

Benzodiazepines include the 1,4 benzodiazepines, such as diazepam and clonazepam, and
15 the 1,5 benzodiazepines, such as clobazam. Preferred compound is clonazepam.

Barbiturates include phenobarbital and pentobarbital. Preferred compound is phenobarbital.

Steroids include adrenocorticotrophic hormones such as tetracosactide acetate, etc.

Anticonvulsants include hydantoin (phenytoin, ethotoin, etc), oxazolindines
20 (trimethadione, etc.), succinimides (ethosuximide, etc.), phenacemides (phenacemide, acetylpheneturide, etc.), sulfonamides (sulthiame, acetoazolamide, etc.), aminobutyric acids (e.g. gamma-amino-beta-hydroxybutyric acid, etc.), sodium valproate and derivatives, carbamazepine and so on.

Preferred compounds include valproic acid, valpromide, valproate pivoxil, sodium
25 valproate, semi-sodium valproate, divalproex, clonazepam, phenobarbital, vigabatrine, tiagabine.

For the preferred oral compositions, the daily dosage is in the range 5 to 1000 milligrams (mg) of compounds of formula I.

In compositions for parenteral administration, the quantity of compound of formula I
30 present is at least 0.5% by weight and can be up to 33% by weight with respect to the total weight of the composition. For the preferred parenteral compositions, the dosage unit is in the range 5mg to 1000 mg of compounds of formula I.

The daily dose can fall within a wide range of dosage units of compound of formula I and is generally in the range 5 to 1000 mg. However, it should be understood that the specific doses
35 can be adapted to particular cases depending on the individual requirements, at the physician's discretion.

The amount of the active ingredients (compound I and compound inducing neural inhibition mediated by the GABA_A receptors) in the pharmaceutical composition of the invention will vary depending on the mammal to which the compositions are administered, the

disease to be treated, other active ingredients present, etc. Generally, the amount of the compound inducing neural inhibition mediated by the GABA_A receptors and the amount of compound I for a given composition and dosage form can be readily determined employing routine procedures.

5

The following examples are provided for illustrative purposes only and are not intended, nor should they be construed, as limiting the invention in any manner. Those skilled in the art will appreciate that routine variations and modifications of the following examples can be made without exceeding the spirit or scope of the invention.

10 Unless specified otherwise in the examples, characterization of the compounds is performed according to the following methods:

NMR spectra are recorded on a BRUKER AC 250 Fourier Transform NMR Spectrometer fitted with an Aspect 3000 computer and a 5mm ¹H/¹³C dual probehead or BRUKER DRX 400 FT NMR fitted with a SG Indigo² computer and a 5 mm inverse geometry ¹H/¹³C/¹⁵N triple
15 probehead. The compound is studied in DMSO-d₆ (or CDCl₃) solution at a probe temperature of 313 K and at a concentration of 20 mg/ml. The instrument is locked on the deuterium signal of DMSO-d₆ (or CDCl₃). Chemical shifts are given in ppm downfield from TMS taken as internal standard.

Mass spectrometric measurements in LC/MS mode are performed as follows :

20 *HPLC conditions*

Analyses are performed using a WATERS Alliance HPLC system mounted with an INERTSIL ODS 3, DP 5 μm, 250 X 4.6 mm column.

The gradient ran from 100% solvent A (acetonitrile, water, TFA (10/90/0.1, v/v/v)) to 100% solvent B (acetonitrile, water, TFA (90/10/0.1, v/v/v)) in 7 min with a hold at 100% B of 4 min.

25 The flow rate is set at 2.5 ml/min and a split of 1/10 is used just before API source. The chromatography is carried out at 30 °C.

MS conditions

Samples are dissolved in acetonitrile/water, 70/30, v/v at the concentration of about 250 μgr/ml. API spectra (+ or -) are performed using a FINNIGAN (San Jose, CA, USA) LCQ
30 ion trap mass spectrometer. APCI source operated at 450 °C and the capillary heater at 160 °C. ESI source operated at 3.5 kV and the capillary heater at 210 C.

Mass spectrometric measurements in DIP/EI mode are performed as follows: samples are vaporized by heating the probe from 50 °C to 250 °C in 5 min. EI (Electron Impact) spectra are recorded using a FINNIGAN (San Jose, CA, USA) TSQ 700 tandem quadrupole mass
35 spectrometer. The source temperature is set at 150 °C.

Specific rotation is recorded on a Perkin-Elmer MC241 or 341 polarimeter. The angle of rotation is recorded at 25 °C on 1 % solutions in MeOH. For some molecules, the solvent is CH₂Cl₂ or DMSO, due to solubility problems.

Water content is determined using a Metrohm microcoulometric Karl Fischer titrator.

Preparative chromatographic separations are performed on silicagel 60 Merck, particle size 15-40 μm , reference 1.15111.9025, using in-house modified Jobin Yvon-type axial compression columns (80 mm i.d.), flow rates between 70 and 150 ml/min. Amount of silicagel and solvent mixtures as described in individual procedures.

Preparative Chiral Chromatographic separations are performed on a DAICEL Chiralpak AD 20 μm , 100*500 mm column using an in-house build instrument with various mixtures of lower alcohols and C5 to C8 linear, branched or cyclic alkanes at \pm 350 ml/min. Solvent mixtures as described in individual procedures.

Melting points are determined on a Büchi 535 Totoli-type fusionometre, and are not corrected, or by the onset temperature on a Perkin Elmer DSC 7

Powder X-ray diffraction patterns are acquired at ambient temperature and atmosphere on a computer-controlled Philips PW 1710 equipped with a PW3710 mpd control unit, using a monochromator, Cu K α radiation (tube operated at 40kV, 35 mA) and a scintillation counter.

The data are collected over an angular range from 4 ° to 50 ° 2 θ in continuous scan mode using a scan speed of 0.02 2 θ /s.

The following abbreviations are used in the examples:

	AcOEt	Ethyl acetate
20	AcOH	Acetic acid
	BuLi	n-Butyllithium
	n-Bu ₃ P	Tri-n-butylphosphine
	ClCOOEt or ClCO ₂ Et	Ethyl chloroformate
	DCE	1,2-Dichloroethane
25	DIC	Diisopropylcarbodiimide
	DMSO	Dimethyl sulfoxide
	DSC	Differential Scanning Calorimetry
	DMF	N,N-Dimethylformamide
	Et ₃ N	Triethylamine
30	Et ₂ O	Diethyl ether
	EtOH	Ethanol
	Fmoc	Fluorenylmethyloxycarbonyl
	LDA	Lithium diisopropylamide
	MeCOCl	Acetyl chloride
35	MeCN	Acetonitrile
	MeOH	Methanol

	MTBE	Methyl terbutyl ether
	NMP	N-methylpyrrolidinone
	PhMe	Toluene
	PrepLC	Preparative Liquid Chromatography
5	i-Pr ₂ O	Diisopropyl ether
	i-PrOH	Isopropanol
	TFA	Trifluoroacetic acid
	THF	Tetrahydrofuran
	TMOF	Trimethyl orthoformate
10	TMSCl	Chlorotrimethylsilane
	TMSI	Iodotrimethylsilane

Unless specified otherwise in the examples, the compounds are obtained in free (non-salt) form.

15

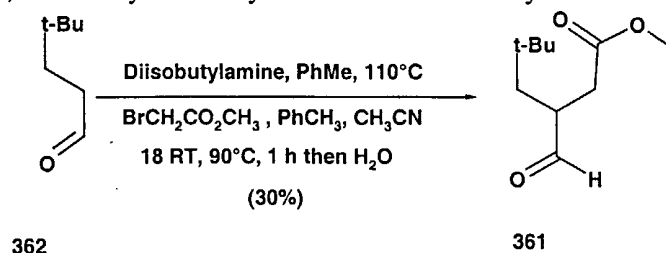
EXAMPLE 1. Synthesis of 4-substituted 2-oxo-pyrrolidine butanamides by reductive amination of an aldehyde ester.

20

1.1. Synthesis of 3-substituted-4-oxo-butanoic acid esters

1.1.1. Route A : By alkylation of Enamines

The synthesis of 5,5-dimethyl-3-formyl-hexanoic acid methyl ester **361** is representative :



25 In a three necked flask fitted with a Dean-Stark apparatus under argon, a solution of diisobutylamine (4.62 ml from Acros), 4,4-dimethyl pentanal **362** (2.5 g, 0.021 mol.) in toluene (20 ml) is heated at 130 °C for 2h and water is extracted. The yellow solution is cooled down to room temperature and methyl bromoacetate (3.7 g, 0.024 mol.) is added in one time. The pink solution is stirred at room temperature overnight and 1h at 90 °C. Water (10 ml) is added at this
30 temperature and after 1 h, the solution is cooled down to room temperature. The organic layer is washed with HCl 1N, saturated aqueous sodium bicarbonate, dried over magnesium sulfate, filtered and evaporated to afford an oil which is distilled under reduced pressure (1 mmHg) to

afford 5,5-dimethyl-3-formyl-hexanoic acid methyl ester **361** as a liquid (1.1 g, 0.05 mol, Teb (1 mmHg): 69-71 °C). The aldehyde esters are then used in the reductive amination step.

Alternatively, alkylation with ethyl bromoacetate can be conducted in the presence of toluene-acetonitrile 1/1 (v/v) as solvent. The final aldehyde can also be distilled under reduced pressure.

5

1.1.2. Other synthetic routes

Aldehyde esters may also be obtained by other methods including :

(i) Alkylation of an hydrazone by a bromoacetate derivative. For example, 5-(phenyl)-3-formyl-pentanoic acid 2,2-dimethyl-ethyl ester is obtained by reacting N-(4-phenyl)-propylidene-N,N-dimethyl hydrazone with tert-butyl-bromoacetate and LDA followed by ozonolysis of the alkylated hydrazone.

10

(ii) Addition of nitromethane to α,β -unsaturated esters. 3-(3-bromo-phenyl)-4-oxo-butanoic acid ethyl ester is obtained by addition of nitromethane to 3-(3-bromo-phenyl)-acrylic ethyl ester in the presence of 1.8-diazabicyclo[5.4.0]undec-7-ene, oxydation of the nitro derivative in the Nef conditions and controlled hydrolysis of the methyl-acetal by HCl.

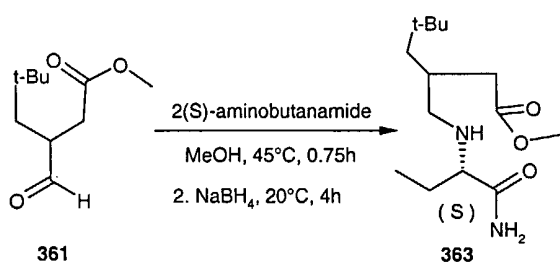
15

(iii) Ozonolysis of a 4-pentenoic derivative. 2-benzyl-4-oxo-butanoic acid ethyl ester is obtained by alkylation with lithium diisopropyl amide of 3-phenyl-butanoic acid ethyl ester and allyl bromide followed by ozonolysis and reduction of the ozonide by PPh_3 .

20 1.2. Reductive amination of 3-substituted-4-oxo-butanoic acid esters and cyclisation to pyrrolidin-2-one

1.2.1. Reductive amination

The synthesis of methyl 4-[[[(1S)-1-aminocarbonyl]propyl]amino]butanoate **363** is representative.



361

363

(30%) overall

25

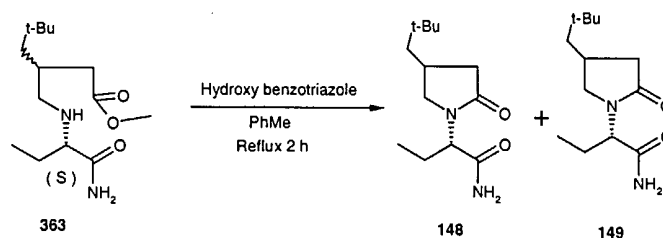
In a three necked flask fitted with a reflux condenser, under argon, a suspension of the aldehyde **361** (1.7 g, 0.09 mol.), (S)-2-amino-butanamide (1.58 g, 0.15 mol.) and molecular sieves (3 Å from Aldrich) in MeOH is heated at 60 °C for 0.5h. The suspension is cooled down to 0 °C and sodium borohydride (0.55 g) is added by portions. After 1h at room temperature, the reaction mixture is diluted with ether, washed with water, dried over magnesium sulfate, filtered and evaporated to afford a yellow oil. Methyl 4-[[[(1S)-1-aminocarbonyl]propyl]amino]butanoate **363** is used directly in the next step without any further purification.

30

Alternatively, the reductive amination can be conducted in the same conditions with other reducing agent like NaBH_3CN or $\text{NaBH}(\text{OAc})_3$ (using 1.4 mol. equivalent respective to the aldehyde ester).

5 1.2.2. Cyclisation of butanoic acid (methyl or ethyl) esters

The synthesis of the two stereoisomers of (2*S*)-2-(4-neopentyl-2-oxo-1-pyrrolidinyl)butanamide **149** and **148** is representative :



In a three necked flask fitted with a reflux condenser, under argon, the oily **363** is dissolved in a
 10 1/1 mixture of toluene and 1,2-dichloroethane (25 ml each) in the presence of hydroxy-
 benzotriazole (2.05 g, available from Aldrich) and the solution is heated at 90 °C for 2h and
 cooled to room temperature. The organic phase is washed successively with saturated aqueous
 sodium bicarbonate, water, dried over magnesium sulfate, filtered and evaporated to afford a
 brown solid (1.8 g) which is purified by column chromatography on silicagel (Eluent :
 15 $\text{CH}_2\text{Cl}_2/\text{MeOH}$ 95/05 (v/v)) to afford (2*S*)-2-(4-neopentyl-2-oxo-1-pyrrolidinyl)butanamide
 (0.89 g, 0.0036 mol.) as a 1/1 mixture of diastereoisomers. Separation of the 2 isomers is realized
 by chromatography on a chiral stationary phase (EtOH -hexane 1/1 (v/v)) to afford, after
 20 recrystallisation in toluene, the two stereoisomers (respectively 0.35 g and 0.37 g). The physico-
 chemical properties are described in the table. Alternatively, the cyclisation of the aminoester
 can be conducted with other reagents than hydroxy-benzotriazole like acetic acid (as the solvent)
 or 2-hydroxy-pyridine (1 equivalent). When acetic acid is used as solvent for the cyclisation, the
 reaction mixture is evaporated under vacuo to dryness, diluted with dichloromethane and work-
 up as above.

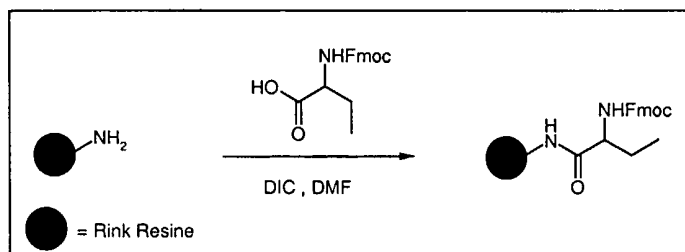
1.2.3. Other Cyclisation

25 Alternatively, cyclization can be performed in two steps by (i) acid or basic hydrolysis of the
 ester and (ii) cyclization of an activated ester in the usual conditions described in peptide
 synthesis.

1.3. Solid Phase synthesis of Pyrrolidones

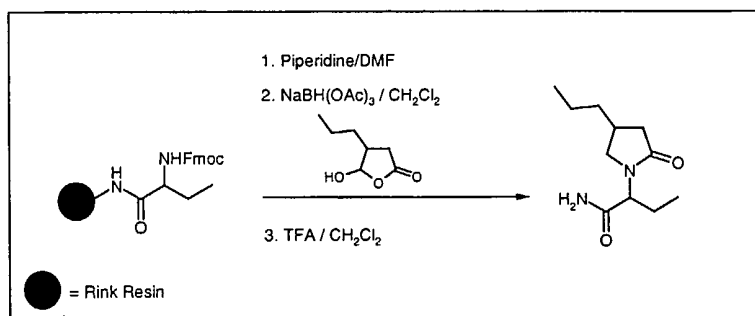
1.3.1. Attachment of the Fmoc protected amino acid onto the Rink amide resin.

5



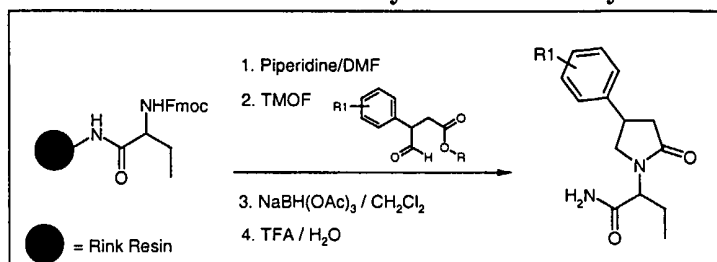
4 g of Rink amide resin (0.51 meq/g, 100-200 mesh) is placed in a glass vessel and stirred in 20%v/v piperidine/DMF (40 ml) for 30 minutes. The resin is drained and the entire deprotection repeated. The resin is filtered, washed (6 x DMF) and dried. The resin is suspended in DMF (40 ml) and treated with N-Fmoc-2-aminobutyric acid (3.02 g, 9.28 mmol), followed by a solution of 1,3-dicyclohexyl carbodiimide (1.4 g, 11.13 mmol) in DMF (20 ml). The reaction is stirred for 1h at room temperature then filtered, washed (DMF) and the coupling process repeated. The resin is filtered, washed (6 x DMF, 6 x CH₂Cl₂), dried and used as it stands in the next steps:

15 1.3.2. Reductive amination with added 5-hydroxy-4-propyl-furan-2-one and cyclization



100 mg of the N-Fmoc-2-aminobutyric amide resin (0.051mmol) is contained within a fritted polypropylene syringe. Removal of the Fmoc group is achieved using 20% piperidine in DMF. To the amino resin is added 5-hydroxy-4-propyl-furan-2-one (from 36.72 mg, 0.25 mmol) in DCE (2 ml). The resin is then treated with acetic acid (15 μ L) and sodium triacetoxyborohydride (54 mg, 0.25 mmol). The reaction is stirred for 18h at room temperature then filtered and washed with the following solvent sequence: H₂O/DMF (1:1), DMF, CH₂Cl₂, MeOH and dried. The resin is suspended in trifluoroacetic acid / CH₂Cl₂ mixture (1/1) for 4h with vortex agitation, then filtered, washed (CH₂Cl₂ x 2). The filtrate is concentrated, the residue dissolved in CH₂Cl₂ (2 ml) and concentrated once more. The desired compounds are purified by LC-MS (Micromass-Gilson, LCZ-Platform, RP-18 column, gradient elution, CH₃CN/H₂O/TFA1%).

1.3.3. Reductive amination with added aldehydic esters and cyclization



150 mg of the N-Fmoc-2-aminobutyric amide resin (0.087 mmol) is contained within a fritted polypropylene syringe. Removal of the Fmoc group is achieved using 20% piperidine in DMF.

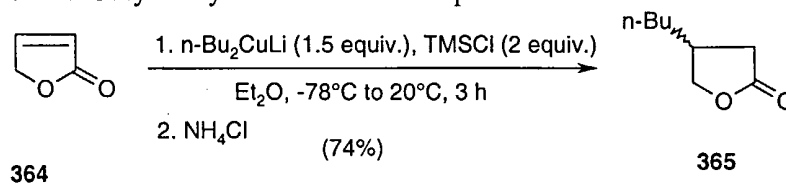
- 5 To the amino resin is added the aldehyde (0.5 mmol) in TMOF (2 ml). The reaction is stirred for 18h at room temperature then filtered and washed (CH₂Cl₂). The resin is swollen with CH₂Cl₂ and then treated with sodium triacetoxyborohydride (22 mg, 0.104 mmol). The reaction is agitated for an additional 18h at room temperature. The resin is then washed with the following solvent sequence: H₂O x 6, MeOH x 6, CH₂Cl₂ x 6 and dried. The resin is suspended in trifluoroacetic acid / water mixture (95/5) for 1h with orbital agitation, then filtered, washed (CH₂Cl₂ x 2). The filtrate is concentrated, the residue dissolved in CH₂Cl₂ (2 ml) and concentrated once more. The desired compounds are purified by LC-MS (Micromass-Gilson, LCZ-Platform, RP-18 column, gradient elution, CH₃CN/H₂O/TFA 1%).
- 10

15 EXAMPLE 2. Synthesis of 4-substituted 2-oxo-pyrrolidine butanamides by ring opening of 4-substituted γ -Lactones.

2.1. Synthesis of Lactones

20 2.1.1. Route A : By alkylation of 2,3-furanone

The synthesis of 4-n-butyl-butyrolactone **365** is representative :



- In a three necked flask under argon, n-butyllithium (1.6 M in hexanes, 75 ml, 0.12 mol.) is added to a suspension of CuI (11.42 g, 0.06 mol.) in dry THF (80 ml) cooled at -30 °C. After 0.5 h, the solution is cooled down to -78 °C, TMSCl (4.75 g, 0.04 mol.) is added dropwise followed by 2,3-furanone **364** (from Aldrich, 3.36 g, 0.04 mol.) dissolved in dry THF. The suspension is allowed to warm to room temperature and hydrolysed with saturated ammonium chloride. The aqueous layer is extracted with AcOEt (3x), washed with water, dried over magnesium sulfate and evaporated to dryness. The crude lactone is purified by distillation (1 mmHg ; 73-80 °C) to afford 2.7 g of 4-n-butyl-butyrolactone **365**.
- 25
- 30

Alternatively, the cuprate reagent can be prepared by replacing the organolithium by an organomagnesium, which can be obtained by reaction between an alkyl halogenide and magnesium turnings in the usual conditions for this kind of transformation. THF can be replaced by diethylether (For general information see : Lipshutz, B.H. ; Sengupta, S. *Org. Reactions* **1991**, 5 41, 135).

2.1.2. Other routes

Alternatively, lactones can also be obtained by

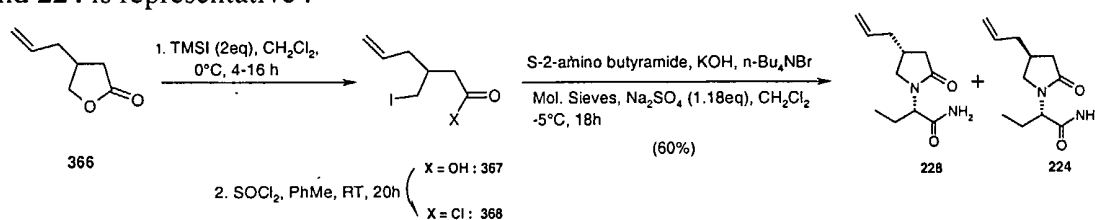
(i) Reduction of succinate esters. 4-(cyclopropyl)methyl-butylolactone is obtained by 10 alkylation of monomethylsuccinate by cyclopropylmethyl bromide with lithium diisopropylamide followed by reduction of 2-(cyclopropyl)methyl-succinic acid 1-methyl ester by NaBH_4 and CaCl_2 .

(ii) Reduction of succinic acid 1-alkyl ester 4-alkyl thioester. 4-allyl-butylolactone is 15 obtained from ethyl 4-pentenoic thioester (synthesized from 4-pentenoic acid and ethanethiol in the presence of dicyclohexyl carbodiimide). Alkylation of ethyl 4-pentenoic thioester by ethylbromoacetate with lithium diisopropylamide afford 2-allyl-succinic acid 1-methyl ester 4-ethyl thioester which is then transformed into 4-allyl-butylolactone by reacting successively with LiBH_4 and sulfuric acid.

2.2. Synthesis of pyrrolidones

2.2.1. By acylation/alkylation of a butyramide

The synthesis of the two stereoisomers of (2S)-2-(4-allyl-2-oxo-1-pyrrolidinyl)butanamide **228** 25 and **224** is representative :



- Step 1 : Opening of the lactone

In a three necked flask, under argon, TMSI (51 ml, Aldrich) is added to a solution of the crude 4-allyl-butylolactone **366** (see procedure §2.1.3., 22.9 g, 0.181 mol.) cooled at 0 °C . The solution 30 is stirred for 2h at room temperature and hydrolysed with 1N HCl (300 ml). The aqueous layer is extracted with CH_2Cl_2 and the combined organic phase washed with brine, dried over magnesium sulfate and concentrated in vacuo to afford the crude 3-(iodo)methyl-5-hexenoic acid **367** (44.5 g). $^1\text{H NMR}$ (250 MHz, CDCl_3) : 1.80-2.05 (m, 2H), 2.20 (t, 2H), 2.40-2.60 (t, 2H), 35 5.10-5.20 (m, 2H), 5.15-5.80 (m, 1H).

- Step 2 :Chlorination of the iodo acid

In a three necked flask fitted with a reflux condenser, under argon, a solution of thionyl chloride (25.5 ml) and the crude iodo acid **367** (44.5 g, 0.175 mol.) in benzene (90 ml) is stirred for 24h at room temperature. The solvents are evaporated under vacuo to afford the crude 3-

5 (iodo)methyl-5-hexenoic acid chloride **368** (47 g) which is used directly in the next step without any further purification. ¹H NMR (250 MHz, CDCl₃) : 1.90-2.05 (m, 2H), 2.15 (t, 2H), 2.90-3.10 (m, 2H), 3.25 (dd, 1H), 3.35 (dd, 1H), 5.10-5.20 (m, 2H), 5.15-5.80 (m, 1H).

- Step 3 :Acylation-alkylation with S-2-amino-butyramide

10 In a three necked flask, under argon, the crude acid chloride **368** (47g, 0.172 mol.) in CH₂Cl₂ (300 ml) is added dropwise to a mechanically stirred suspension of molecular sieves (29g), powdered KOH (22.3 g), anhydrous Na₂SO₄ (28.8g), tetra-n-butyl ammonium bromide (2.8 g, 0.0086 mol.) and S-2-amino butyramide ([α]_D²⁵ = + 19.35 ° ; 26.3g, 0.26 mol.) in CH₂Cl₂ (470 ml) cooled at 0 °C. The solution is stirred for 5 h at -5 °C, powdered KOH is added (6.2 g) and the stirring is continued for 3h at -5 °C. The reaction mixture is filtered on hyflocel and the

15 solvent is evaporated in vacuo. The crude reaction mixture is purified successively by chromatography on silicagel (AcOEt/i-PrOH : 97/03 (v/v)) and preparative chromatography on a chiral stationary phase (Hexane/EtOH) to afford the two isomers of (2S)-2-(4-allyl-2-oxo-1-pyrrolidinyl)butanamide (respectively 6.0 (**228**) and 5.48 g (**224**) ; 16 and 15%).

Two minor impurities are also isolated following the chiral chromatography, namely two

20 stereoisomers of (2S)-2-[4-(2-iodopropyl)-2-oxo-1-pyrrolidinyl]butanamide **225** (0.22 g) and **226** (0.27 g) as white solids after recrystallisation.

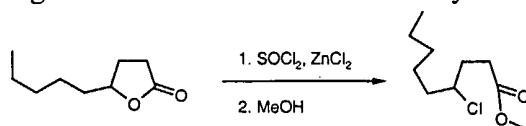
2.2.2. By alkylation/acylation of a butyramide

25 The synthesis of the two stereoisomers of (2S)-2-(5-nonyl-2-oxo-1-pyrrolidinyl)butanamide is representative :

Step 1 : Opening of the lactone

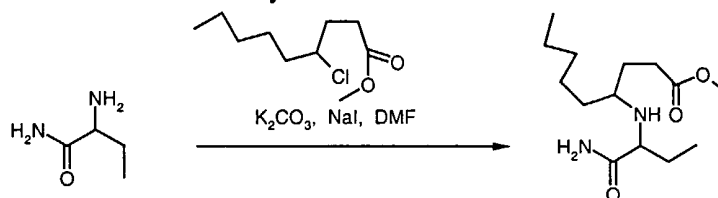
To a solution of γ-nonalactone (0.32 ml, 2 mmol) in thionyl chloride (164 μl, 2.25 mmol), zinc chloride (12 mg, 0.088 mmol) is added at room temperature and the mixture is stirred for 24 h.

30 Excess methanol is added and the reaction mixture is stirred for 10 min and then concentrated under reduced pressure to give 4-chloro-nonanoic acid methyl ester used as such.

**Step 2 : Alkylation**

35 To a solution of 4-chloro-nonanoic acid methyl ester (2 mmol) in DMF (2 ml) are successively added 2-amino butyramide (1g, 10 mmol), 300 mg of sodium iodide (2 mmol) and 276 mg of

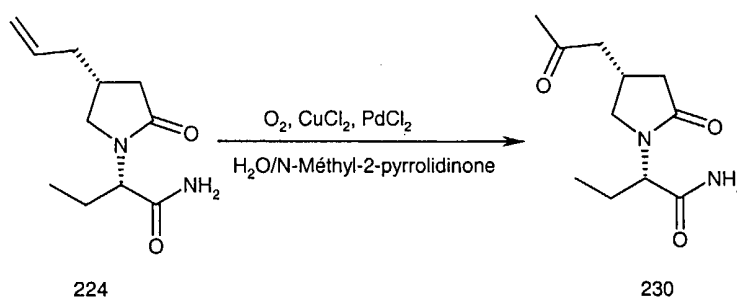
potassium carbonate (2 mmol). The mixture is stirred overnight at 60 °C. The solids are filtered and washed by CH₂Cl₂ (2 x 2 ml). The filtrate is concentrated under reduced pressure to give the ester derivative used as such for the cyclisation.



5 **Step 3 : cyclisation** : see conditions of §1.2.2. and §1.2.3.

2.3. Synthesis of keto-pyrrolidin-2-ones

The synthesis of (2S)-2-[2-oxo-4-(2-oxopropyl)-1-pyrrolidinyl]butanamide **230** is representative :



10

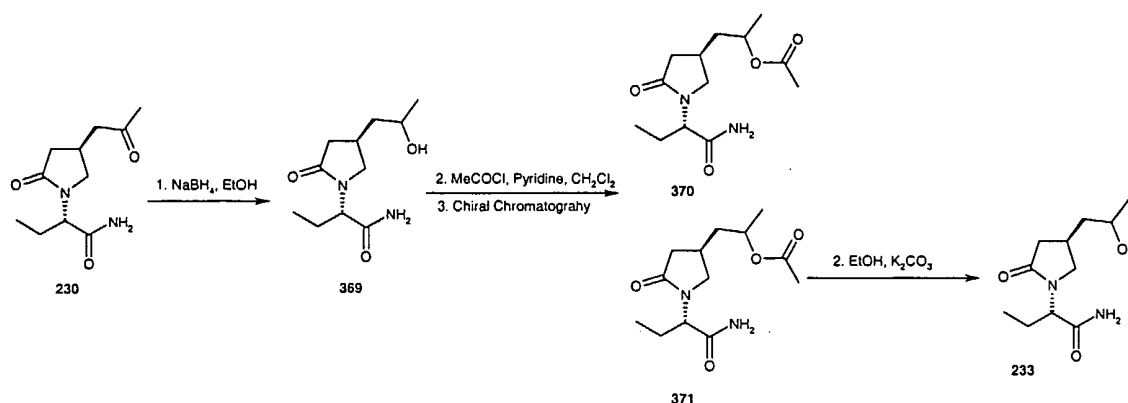
In a three necked flask, oxygen is bubbled through a solution of PdCl₂ (0.68 g, 0.0039 mol.), CuCl₂ (1.68 g, 0.0098 mol.) in N-methyl-2-pyrrolidinone (NMP, 40 ml) and a solution of (2S)-2-[2-oxo-4-(2-oxopropyl)-1-pyrrolidinyl]butanamide **224** (4.13 g, 0.020 mol.) in NMP (40 ml) is added dropwise (addition time : 1.2 h). The solution is stirred under bubbling for 0.75 h, filtered through celite and evaporated under vacuo (1 mmHg). The crude ketone is purified by chromatography on silicagel (CH₂Cl₂/methyl-t-butyl ether/*i*-PrOH 9/0.9/0.1 (v/v)) to afford (2S)-2-[2-oxo-4-(2-oxopropyl)-1-pyrrolidinyl]butanamide **230** as a white solid after recrystallisation in AcOEt.

20 **2.4. Derivatisation of ketone 230**

2.4.1. Synthesis of the alcohols

The synthesis of (2S)-2-[(4S)-4-(2-hydroxypropyl)-2-oxopyrrolidinyl]butanamide **233** is representative :

37



- Step 1 : Reduction

In a three necked flask, under argon, NaBH₄ is added by portions to a solution of **230** (9 g, 0.012 mol.) in EtOH (140 ml) cooled at -5 °C. The solution is stirred for 4 h at this temperature, quenched with saturated ammonium chloride and evaporated to dryness. The solid is dissolved in MeOH/CH₂Cl₂, filtered and concentrated in vacuo. The residue is purified by chromatography on silicagel (MeOH/CH₂Cl₂ : 90/10 (v/v)) to afford the epimeric mixture of alcohols **369** (2.2 g, 79 %) as an oil. The crude mixture is directly acetylated in the next step. ¹H NMR (400 MHz, (CD₃)₂SO) : 0.70 (t, 3H), 1.05 (d, 3H), 1.30-1.45 (m, 1H), 1.70-1.80 (m, 1H), 1.80-2.05 (m, 1H), 2.20-2.40 (m, 2H, partially overlapped with solvent), 3.00-3.20 (m, 1H), 3.30-3.35 (m, 2H, partially overlapped with solvent), 3.50-3.65 (m, 1H), 4.30 (m, 1H), 4.45 (m, 1H), 7.10 (s (broad), 1H), 7.20 (s (broad), 1H).

- Step 2 : Acetylation

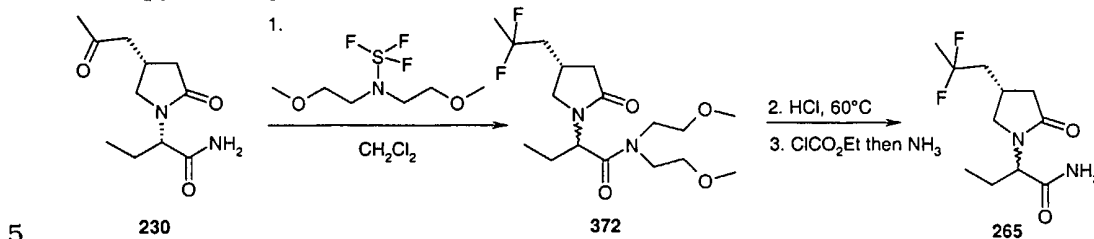
In a three necked flask, under argon, acetyl chloride (0.91 g, 0.011 mol.) is added to a solution of 4-N,N-dimethyl aminopyridine (0.11 g, 0.001 mol.), pyridine (0.86 ml) and the alcohol in CH₂Cl₂ (90 ml) at room temperature. The solution is stirred for 5h, quenched with saturated ammonium chloride, and the aqueous layer is extracted with CH₂Cl₂ (3x) dried over magnesium sulfate and concentrated in vacuo to afford the crude acetate which is purified by column chromatography on chiral phase (hexane/EtOH) to afford the two epimeric acetates **370** and **371** (respectively 1.143 and 1.17 g). For a 1/1 mixture of **370** and **371** before chiral chromatography : ¹H NMR (400 MHz, CD₃SOCD₃) : 0.90 (t, 3H), 1.21-1.28 (m, 4H), 1.51-1.82 (m, 4H), 1.89-1.98 (m, 1H 1.80-2.05 (m, 1H),), 2.04 (s, 3H), 2.16 (dd, 1H), 2.38 (m, 1H), 2.62 (dd, 1H), 3.11 (dd, 1H) ; 3.49 (dd, 1H), 4.39-4.49 (m, 1H), 4.89-4.99 (m, 1H), 5.43 (s (broad), 1H), 6.24 (s (broad), 1H).

- Step 3 : Deacetylation

In a three necked flask, under argon, a suspension of a single enantiomer of the acetate **371** (1.11 g, 0.0042 mol.) and K₂CO₃ in EtOH is stirred for 20h at 0 °C, evaporated to dryness and the crude alcohol is purified by chromatography on silicagel (MeOH/CH₂Cl₂ : 85/15 (v/v)) to afford (2S)-2-[(4S)-4-(2-hydroxypropyl)-2-oxopyrrolidinyl]butanamide **233** (0.67 g, 72 %) as a white solid after recrystallisation in acetonitrile.

2.4.2. Fluorination of 230

Fluorination of the ketone **230** has been used for the synthesis of 2-[(4S)-4-(2,2-difluoropropyl)-2-oxopyrrolidinyl]butanamide **265**.



- Step 1 : fluorination

In a teflon flask, under argon, (MeOCH₂CH₂)₂NSF₃ (1.86 g, 0.009 mol.) is added by portions to a solution of **230** (0.389 g, 0.0017 mol.) in CH₂Cl₂ and heated 4 h at 80 °C. The solution is stirred for 4 h at this temperature, quenched with sodium carbonate, extracted with CH₂Cl₂, washed with HCl 1N, dried over MgSO₄, filtered and concentrated in vacuo to afford the tertiary amide **372** (1.2 g). LC/MS : 365 (MH⁺). The crude mixture is directly used in the next step.

10

-Step 2 : Hydrolysis and amination.

In a three necked flask under argon, a solution of crude **372** (0.28 g) in HCl 6N is heated for 22 h at 60 °C, cooled down to room temperature and the aqueous solution is evaporated to dryness.

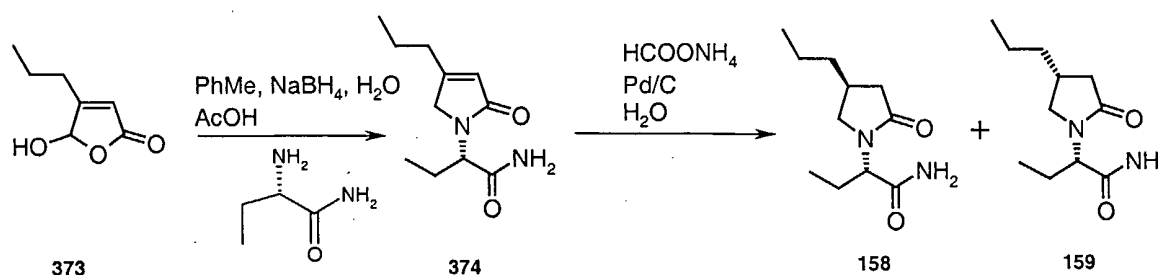
The solid is triturated in MeCN, filtered and dried under vacuo to afford the acid (1.2 g) as a white solid.

15

The crude mixture is amidified in the standard conditions described in § 6.3.1. (step 2) to afford a mixture of (2S) and (2R)-2-[(4S)-4-(2,2-difluoropropyl)-2-oxopyrrolidinyl]butanamide (respectively 87 and 13%).

20

2.5. Synthesis of (2S)-2-(2-oxo-4-propyl-1-pyrrolidinyl)butanamide **158** and **159**



2.5.1. Step 1 : Reductive amination

In a three neck flask, under argon, 4-n-propyl-hydroxyfuranone **373** (35.5 g, 0.25 mol) synthesized from Bourguignon JJ et al; *J. Med. Chem.*, **1988**, *31*, 893-897) is added a solution of S-2-aminobutyramide (28.1 g, 0.275 mol.) in PhMe (355 ml) at 18 °C. The solution is stirred for 0.5 h at this temperature and a precipitate appears. The reaction mixture is stirred for 2 h and NaOH 4N (37.5 ml) is added dropwise to the suspension followed by an aqueous solution of NaBH₄ (6.2 g, 0.16 mol.) in water (62 ml). After 1h, the reaction mixture is carefully quenched

25

30

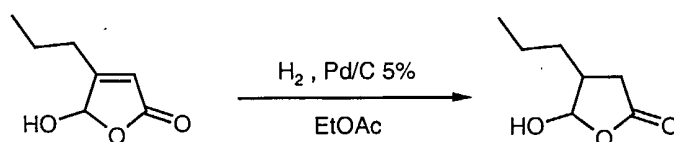
with AcOH (30 ml), heated to 50 °C for 3 h and cooled to room temperature overnight. NaOH 50% w/w is added (20 ml) and the aqueous phase is extracted with PhMe (2x). The organic phases are combined, washed with brine and concentrated in vacuo to afford the crude unsaturated pyrrolidone **374** (43.4 g) as an orange oil which is used in the next step without any further purification. It can be recrystallized into a white solid (DSC, onset : Mp = 72.9 °C).

2.5.2. Step 2 : Hydrogenolysis

In a three necked flask, under argon, an aqueous solution of NH₄COOH (8 g, 0.126 mol.) is added by portions to a suspension of the crude **374** (22 g, 0.105 mol.) and 10% Pd/C (1.1 g) in water (220 ml) heated at 50 °C. The suspension is stirred for 3 h at 50 °C, cooled to room temperature and stirred overnight. After 18 h, the suspension is heated at 50 °C and an aqueous solution of NH₄COOH (8 g, 0.126 mol.) is added by portions. After 1.5 h a third portion of an aqueous solution of NH₄COOH (8 g, 0.126 mol.) is added. The suspension is stirred for 0.5 h at 50 °C and 10% Pd/C (1.1 g) is added. The suspension is stirred for 5 h at this temperature and left overnight without stirring at room temperature. The reaction mixture is filtered over celite, washed with water (30 ml) and the aqueous layer is extracted with AcOEt (3x). The combined organic phases are washed with brine and concentrated in vacuo to afford the crude pyrrolidone as white crystals (18.1 g). The two diastereoisomers are separated by preparative HPLC on chiral phase (EtOH/heptane : 1/1) to afford, after recrystallisation in iPr₂O, the two pyrrolidones **158** (9.5 g) and **159** (7.2 g) as white solids.

Two solid state forms of **159** have been observed, namely form A and form B. The form A is typically characterized by diffraction peaks at 8.8, 9.8, 14.9, 15.0, 17.0, 17.1, 21.2, 21.4, 24.8 (2θ). The form B is typically characterized by diffraction peaks at 6.50, 11.25, 19.22, 23.44, 28.47, 29.94 (2θ).

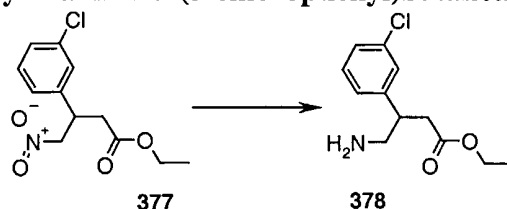
2.5.3. Synthesis of 5-hydroxy-4-propyl-furan-2-one



5-hydroxy-4-propyl-5H-furan-2-one **373** (15 g, 0.1 mol), ethyl acetate (260 ml) and Pd/C 5% are placed in a Parr apparatus. The mixture is degassed, and hydrogen is introduced at a pressure of 35 psi. This mixture is then stirred vigorously at 25 °C for 2 h. After filtration on celite, the solvent is removed under reduced pressure at 50 °C to give the 5-hydroxy-4-propyl-furan-2-one as a crude product (100% yield). LC/MS : 145 (MH⁺).

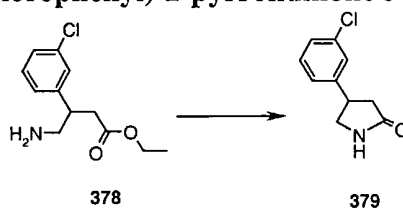
In a 500 ml three necked flask fitted with reflux condenser, magnetic stirrer and dropping funnel under inert atmosphere, 100 g (447 mmoles, 1 eq) of ethyl 3-(3-chlorophenyl)-2-propenoate **375** are dissolved in 127 ml (2.37 moles, 5 eq) of nitromethane. 70.9 ml (447 mmoles, 1 eq) of diazabicycloundecene are then added dropwise under efficient stirring, keeping the temperature below 25 °C (ice/water bath). The deep red mixture is stirred overnight at room temperature. The mixture is diluted with diethyl ether, washed with 1N HCl, the aqueous phase reextracted twice with ethyl ether. The combined organic phases are dried over magnesium sulfate, filtered and concentrated to dryness to give 128.5 g of crude **377**, 99 % yield, used as such in the next step. ¹H NMR (250 MHz, (CD₃)₂SO) : 1.10 (t, 3H), 2.70 (dd, 1H), 2.75 (dd, 1H), 3.95 (q, 2H), 4.95 (m, 2H), 7.20-7.45 (m, 4H).

3.1.1.c. Preparation of ethyl 4-amino-3-(3-chlorophenyl)butanoate **378** :



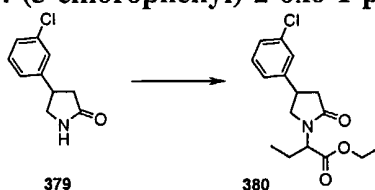
In a 2 L pressure jar, under inert atmosphere, 196 g (733 mmoles) of ethyl 3-(3-chlorophenyl)-4-nitrobutanoate **377** are dissolved in 200 ml of ethanol. A suspension of 200 g of predried (3 x, ethanol) Raney Nickel in 700 ml of ethanol is added and the mixture hydrogenated on a Parr hydrogenator at a maximum of 20 psi H₂ pressure (STRONGLY EXOTHERMIC REACTION, ice/water cooling required). The mixture is degassed, filtered on a Celite/Norite pad, and the filtrate concentrated *in vacuo*, to give 136.7 g of crude **378**, 78 % yield, used as such in the next step.

3.1.1.d. Preparation of 4-(3-chlorophenyl)-2-pyrrolidinone **379**:



In a 500 ml flask fitted with reflux condenser and magnetic stirrer, 135.7 g (561 mmoles) of ethyl 4-amino-3-(3-chlorophenyl)butanoate **378** are dissolved in 200 ml of toluene, and the mixture is refluxed for 30 min. The solution is concentrated to dryness and the residue purified by PrepLC (1 kg SiO₂, CH₂Cl₂/EtOH, 98:2 -> 95:5) to give 54.4 g of pure **379** (49.2 %). GC/MS : 197/197 M+.

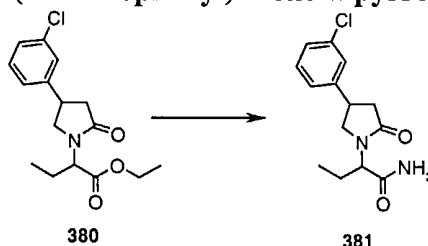
3.1.1.f. Preparation of ethyl 2-[4-(3-chlorophenyl)-2-oxo-1-pyrrolidinyl]butanoate **380**



In a 2 l three necked flask fitted with reflux condenser, magnetic stirrer and dropping funnel under inert atmosphere, 54.4 g (278 mmols, 1 eq) of 4-(3-chlorophenyl)-2-pyrrolidinone **379** are dissolved in 1.4 l acetonitrile. 64 ml (100.7 g, 556 mmols, 2 eq) of methyl 2-bromobutanoate are added and the temperature raised to 50 °C. 22.24 g (556 mmols, 2 eq) of sodium hydride are added by portions, the temperature raising to 65 °C. The mixture is stirred one more hour at 50 °C. The mixture is concentrated to dryness, the residue suspended in ethyl acetate, washed with water, the aqueous phase reextracted with ethyl acetate. The combined organic phases are dried over magnesium sulfate, filtered and concentrated to dryness. The residue is purified by PrepLC (1 kg SiO₂, pet. ether/EtOAc, 70:30) to give 56.7 g of pure **380**, 69 %.

¹H NMR (250 MHz, (CD₃)₂SO) : 0.80-1.00 (m, 3H), 1.60-1.90 (2H, m), 2.35-2.55 (m, 1H : partially overlapped with solvent), 2.60-2.90 (m, 1H : partially overlapped with solvent), 3.70 (s, 3H), 3.50-3.80 (m, 3H), 4.50 (m, 1H), 7.20-7.50 (m, 4H).

3.1.1.g. Preparation of 2-[4-(3-chlorophenyl)-2-oxo-1-pyrrolidinyl]butanamide **381**:



In a 1 l three necked flask fitted with reflux condenser, magnetic stirrer and, 56.7 g (192 mmols) of ethyl 2-[4-(3-chlorophenyl)-2-oxo-1-pyrrolidinyl]butanoate **380** are dissolved in 600 ml of methanol. Gaseous ammonia is bubbled through the solution, and the saturated solution kept at room temperature for 5 days, while occasionally resaturating with ammonia. After completion of the reaction, the solution is concentrated to dryness. The residue is purified by PrepLC (1 kg SiO₂, CH₂Cl₂/EtOH, 97:3) to give 50 g of pure **381**, 97.8 %.

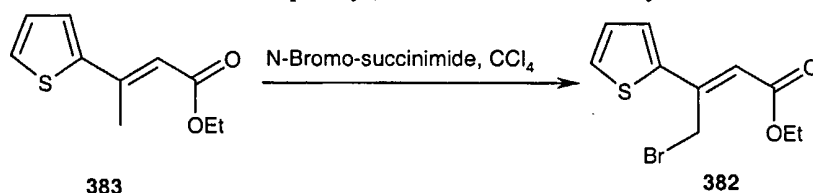
82.2 g of the mixture of diastereomers are separated by Chiral PrepLC (Chiralpak AD, benzine/EtOH, 50:50), and each pair of enantiomers resolved by Chiral PrepLC (Chiralpak AD, benzine/EtOH, 50:50). The four compounds are crystallised from toluene to give 16.79 g, 13.9 g, 15.84 g, and 14.84 g of **202**, **203**, **204** and **205** respectively, 72 % overall.

EXAMPLE 4. Synthesis of 4-substituted 2-oxo-pyrrolidine butanamides by alkylation/cyclisation of 4-bromo-3-substituted-but-2-enoic acid esters with 2-amino-butanamides.

4.1. Synthesis of 4-bromo-3-substituted-but-2-enoic acid ester, alkylation and reduction

4.1.1 Bromination of 3-substituted crotonic acid ethyl esters

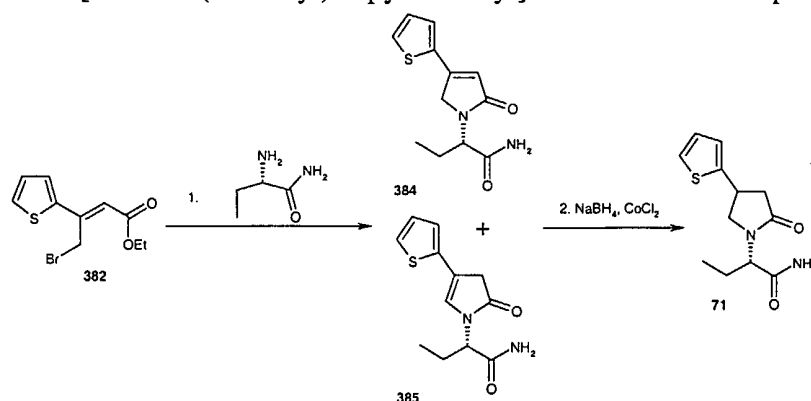
The synthesis of 4-bromo-3-(2-thiophenyl)-but-2-enoic acid ethyl ester **382** is representative :



In a 2L three necked flask under argon with mechanical stirring, a degassed solution of 2-thiophen-3-yl-but-2-enoic-acid ethyl ester **383** (32.88 g, 0.211 mol.), N-bromosuccinimide (37.56 g, 0.211 mol.) and 2,2'-aza-bis-isobutyronitrile (3.46 g, 0.021 mol.) in CCl₄ (600 ml) is refluxed for 6 h, cooled to room temperature and stirred for 20 h. The suspension is filtered and concentrated in vacuo to afford the crude bromide which by is purified by chromatography on silicagel (Hexane/CH₂Cl₂ : 65/35 (v/v)) to afford 4-bromo-3-(2-thiophenyl)-but-2-enoic acid ethyl ester **382** (36.72 g, 78%). ¹H NMR (250 MHz, (CDCl₃) : 3.80 (s, 3H), 4.95 (s, 2H), 6.25 (s, 1H), 7.10 (dd, 1H), 7.35 (d, 1H), 7.45 (d, 1H).

4.1.2 Alkylation with 2-amino-butanamide

The synthesis of 2-[2-oxo-4-(2-thienyl)-1-pyrrolidinyl]butanamide **71** is representative :



4.1.2.1. Step 1 : Alkylation-cyclisation

In a 1L three necked flask under argon, a solution of 4-bromo-2-thiophen-3-yl-but-2-enoic-acid methyl ester **382** (36.72 g, 0.134 mol.), (S)-2-amino-butanamide ([α]_D²⁵ : 19.09 ° ; 31.6 g, 0.270 mol.) in THF (350 ml) is stirred for 20 h at room temperature. The suspension is filtered and concentrated in vacuo to afford the crude unsaturated pyrrolidones **384** and **385** (43.47 g) which are used in the next step without any further purification. The crude pyrrolidone can be isolated and is usually a mixture of double bond isomers (olefin in 3,4 and 4,5, the first one being the major one). ¹H NMR (250 MHz, (CD₃)₂SO) : 0.80 (t, 3H), 1.30-1.90 (m, 2H), 4.40 (d, 1H), 4.45 (m, 1H), 4.70 (d, 1H), 6.30 (s, 2H), 7.0 (s (broad), 1H), 7.15 (dd, 1H), 7.40 (s (broad), 1H), 7.50 (d, 1H), 7.85 (d, 1H).

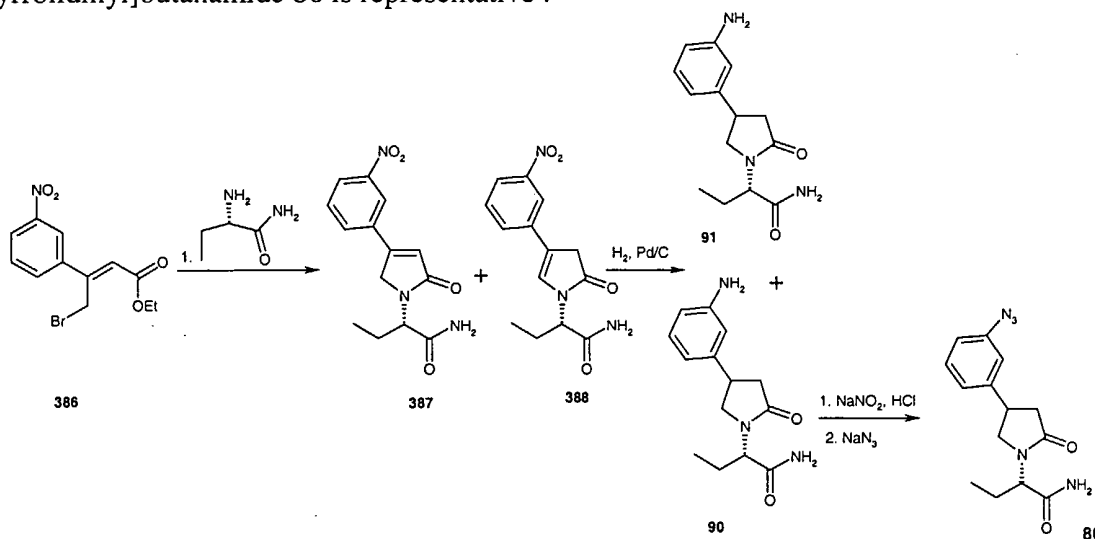
4.1.2.2. Step 2 : Reduction

In a 0.5 L three necked flask under argon, NaBH₄ (1.75 g, 0.044 mol.) is added by portions to a solution of the crude unsaturated pyrrolidone **384/385** (14 g, 0.044 mol.), CoCl₂ (0.062 g, 0.0005

mol.) in EtOH (100 ml)-diethylene glycol dimethyl ether (65 ml) cooled at 0 °C. After 0.75 h, the reaction mixture is heated to reflux for 48 h and during that time successively three portions of NaBH₄ (1.75 g, 0.045 mol.) and CoCl₂ (0.062 g, 0.0005 mol.) are added every 10 h until the disappearance of the starting material. The reaction mixture is cooled to room temperature, hydrolyzed with saturated ammonium chloride, extracted with AcOEt, dried over magnesium sulfate, and concentrated in vacuo to afford the crude pyrrolidone which is purified by column chromatography on silicagel (CH₂Cl₂/MeOH : 97/03 (v/v)) to afford 4.15 g of 2-[2-oxo-4-(2-thienyl)-1-pyrrolidinyl]butanamide (38%). The mixture of stereoisomers is purified by column chromatography on chiral phase (hexane/EtOH) to afford the two diastereoisomers (2S)-2-[2-oxo-4-(2-thienyl)-1-pyrrolidinyl]butanamide **71** (recrystallised in AcOEt) and **72** (recrystallised in AcOEt). In this particular case, two minor impurities, namely the two diastereoisomers of (2R)-2-[2-oxo-4-(2-thienyl)-1-pyrrolidinyl]butanamide **84** (0.25 g, recrystallised in AcOEt) and **85** (0.44 g, recrystallised in AcOEt) are also obtained during the purification.

4.2. Synthesis of Azidophenyl pyrrolidones

The synthesis of the single enantiomer of (2S)-2-[4-(3-azidophenyl)-2-oxo-1-pyrrolidinyl]butanamide **86** is representative :



4.2.1. Synthesis of Anilines

20

4.2.1.1. Step 1 : Alkylation of (S)-2-amino-but-2-enoic acid methyl ester **386**

The synthesis of **386** is made as described in § 4.1.1. ¹H NMR (250 MHz, (CD₃)₂SO) : 1.30 (t, 3H), 4.20 (q, 2H), 5.15 (s, 2H), 6.45 (s, 1H), 7.75 (dd, 1H), 8.10 (dd, 1H), 8.25 (dd, 1H), 8.45 (d, 1H).

25

The alkylation is performed following the experimental procedure described in §4.1.2.1. (59%). LC/MS : 290 (MH⁺).

4.2.1.2. Step 2 : Reduction

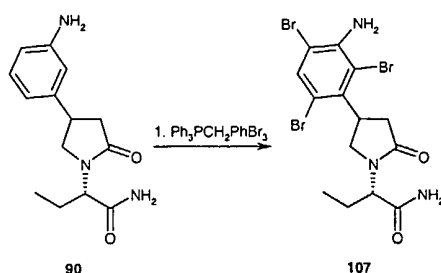
In a 2.5 L pressure jar, under inert atmosphere, 7.22 g (0.025 mol.) of **387** and Pd on charcoal (10% w/w, 0.2 g) are dissolved in EtOH (1l) and the mixture hydrogenated on a Parr hydrogenator at a maximum of 20 psi H₂ pressure. After 1h, the mixture is degassed, filtered on a Celite/Norite pad, and the filtrate concentrated *in vacuo*, to afford the crude pyrrolidone which is purified by column chromatography on silicagel (CH₂Cl₂/MeOH : 93/07 (v/v)) to afford the mixture of diastereoisomers which are purified by column chromatography on chiral phase (hexane/EtOH) to afford, after reaction with HCl in EtOH (for the synthesis of the hydrochloride) the two diastereoisomers of (2S)-2-[4-(3-aminophenyl)-2-oxo-1-pyrrolidinyl]butanamide **90** (0.800 g, recrystallised in EtOH) and **91** (1.21 g, recrystallised in EtOH) as their hydrochloride salts.

4.2.2. Synthesis of the phenylazido **86.**

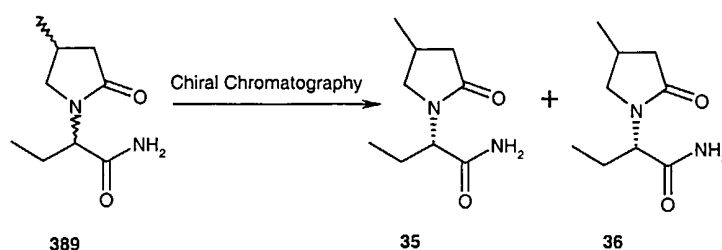
In a three necked flask, under argon, a solution of NaNO₂ (0.232 g, 0.0037 mol.) in water (1.5 ml) is added dropwise to a solution of the free base of (2S)-2-[4-(3-aminophenyl)-2-oxo-1-pyrrolidinyl]butanamide **90** (0.8 g, 0.0031 mol.) in HCl 10 M (6.5 ml) cooled at 0 °C. After 0.5h at room temperature, NaN₃ (0.220 g, 0.0037 mol.) in water (2 ml) is added and the resulting solution is stirred for 0.5 h at 0 °C. The reaction mixture is quenched with NaOH (33% w/w) and diluted by EtOAc. The aqueous phase is acidified to pH 5-6 and extracted with EtOAc. The combined organic phases are dried over magnesium sulfate and concentrated *in vacuo* to afford the crude pyrrolidone which is purified by column chromatography on silicagel (CH₂Cl₂/MeOH : 97/03 (v/v)) to afford, after recrystallisation in MeCN, 0.42 g of a single enantiomer of (2S)-2-[2-oxo-4-(3-azidophenyl)-1-pyrrolidinyl]butanamide **86** (48%).

4.3. Synthesis of (2S)-2-[4-(3-amino-2,4,6-tribromophenyl)-2-oxo-1-pyrrolidinyl]butanamide

107



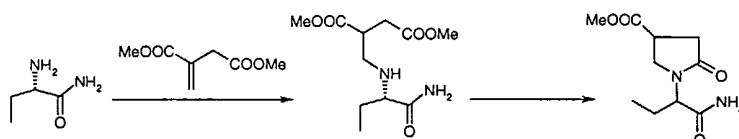
In a three necked flask, under argon, a solution of Ph₃PCH₂PhBr₃ (2.870 g, 0.048 mol.) and **90** (0.420 g, 0.0016 mol.) in CH₂Cl₂ (10 ml) and MeOH (5 ml) is stirred with NaHCO₃ (0.407 g, 0.048 mol.) for 4 h at room temperature (orange solution). The reaction mixture is filtered and concentrated *in vacuo* to afford the crude aniline which is purified by column chromatography on silicagel (AcOEt/ethanol 98/02 (v/v)) to afford 0.38 g of the expected aniline **107** (47%, recrystallized from Et₂O).

4.4. Synthesis of (2*S*)-2-[4-methyl-2-oxo-1-pyrrolidinyl]butanamide **35** and **36**

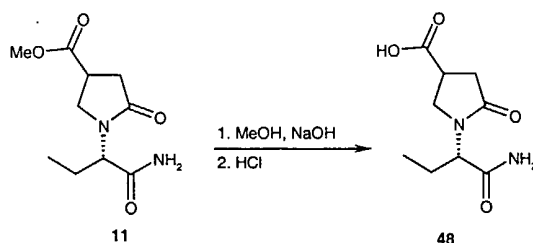
- 5 **35** and **36** have been obtained by chiral purification of the racemic **389** on a chiral stationary phase using EtOH and Hexane as solvent. **35** is obtained as white crystals after recrystallisation in *i*-Pr₂OEt. **36** is obtained as white crystals after recrystallisation in Et₂O.

EXAMPLE 5. Synthesis of 4-substituted 2-oxo-pyrrolidine butanamides by derivatisation of methyl 1-[1-(aminocarbonyl)propyl]-5-oxo-3-pyrrolidinecarboxylate **11.**

10

5.1. Synthesis of methyl 1-[1-(aminocarbonyl)propyl]-5-oxo-3-pyrrolidinecarboxylate **11/12**

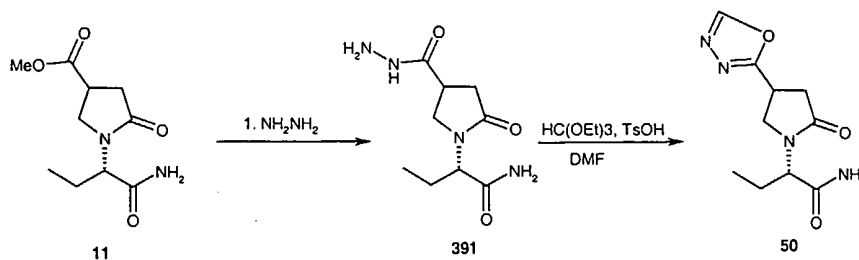
- 15 This transformation is described elsewhere §7.0.1 to produce the two esters **11** and **12**.

5.2. Synthesis of 1-[2*S*-1-(aminocarbonyl)propyl]-5-oxo-3-pyrrolidinecarboxylic acid **48**

- 20 In a three necked flask, under argon, a solution of 1N NaOH (126 ml) is added to a solution of the enantiomerically pure ester **11** (22.62 g, 0.1 mol.) in MeOH cooled at 0 °C. After 1.5 h at this temperature, the reaction is acidified by HCl (1N (109 ml), the solvents evaporated under vacuum. The residue is extracted with *i*-PrOH, filtered and the filtrate is concentrated in vacuo to

afford the crude acid (17.82 g) which is recrystallised from MeCN to produce the enantiomerically pure 1-[2S-1-(aminocarbonyl)propyl]-5-oxo-3-pyrrolidinecarboxylic acid **48**.

5 **5.3. Synthesis of (2S)-2-[4-(1,3,4-oxadiazol-2-yl)-2-oxo-1-pyrrolidinyl]butanamide 50**



Step 1 : Reaction with Hydrazine

In a three necked flask, under argon, a solution of the ester **11** (3 g, 0.013 mol.) and hydrazine hydrate (0.7 ml) is stirred in EtOH (3 ml) for 24 h. The yellow solution is then concentrated to afford the crude hydrazide **391** which crystallise upon standing (2.37 g, 79%). GC/MS : 228 (M⁺).

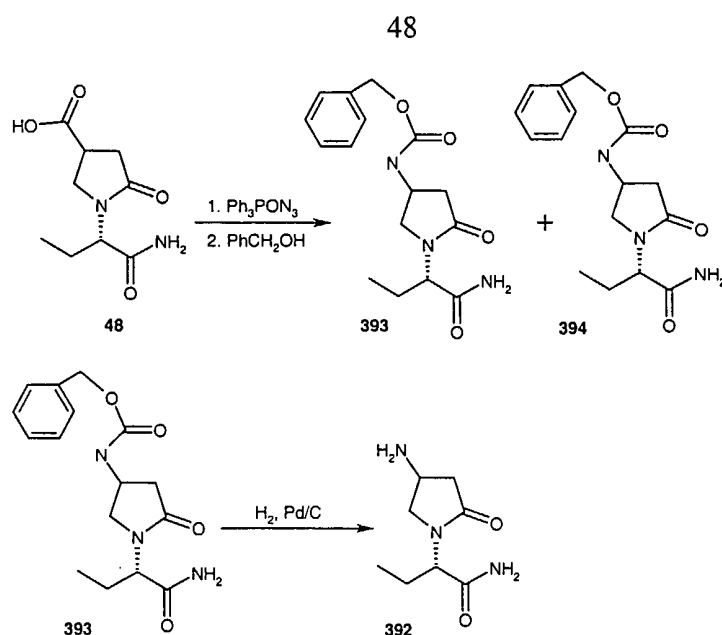
Step 2 : Synthesis of the oxadiazole

In a three necked flask, under argon, a solution of the crude hydrazide **391** (this patent, 3 g, 0.013 mol.), triethyl orthoformate (2 ml) and p-toluene sulfonic acid (0.010 g) is heated at 110 °C for 24 h. The reaction mixture is cooled to room temperature, concentrated under vacuo to afford the crude oxadiazole which is purified by chromatography on silicagel (CH₂Cl₂ / MeOH : 95/05 (v/v)) to afford (2S)-2-[4-(1,3,4-oxadiazol-2-yl)-2-oxo-1-pyrrolidinyl]butanamide **50** (0.312 g) as an oil.

5.4. Synthesis of 1,3,4-oxadiazole derivatives

Alternatively, 1,3,4-oxadiazole derivatives can be obtained from hydrazine **391**. For example, 2-[2-oxo-4-(5-sulfanyl-1,3,4-oxadiazol-2-yl)-1-pyrrolidinyl]butanamide **51** is obtained by reacting hydrazine **391** with CS₂ and KOH in EtOH.

5.5. Synthesis of 4-amino-pyrrolidin-2-one 392

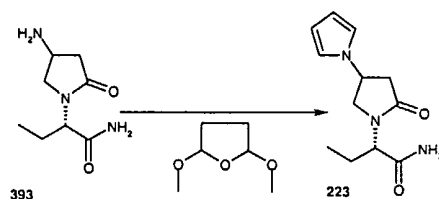


5.5.1. Step 1 : Synthesis of the carbamate 393

- 5 In a three necked flask, under argon, a solution of the enantiomerically pure 1-[2S-1-(aminocarbonyl)propyl]-5-oxo-3-pyrrolidinecarboxylic acid **48** (19.06 g, 0.089 mol.), diphenylphosphoryl azide (26.9 g, 0.097 mol.) and Et₃N (13.5 ml) in MeCN (225 ml) is heated at 55 °C with formation of N₂. The temperature is kept at 55 °C for 0.5 h at 70 °C for 2h and cooled down to room temperature. Benzyl alcohol (9.25 ml) is added and the solution is refluxed
- 10 for 4 h, cooled down to room temperature and concentrated in vacuo. The crude carbamate is purified by chromatography on silicagel (AcOEt / MeOH / NH₄OH : 95/04/01 (v/v)) to afford the two diastereoisomeric carbamates **394** (2.64 g, 9.3 %) and **393** (11.9 g, 42%). For **393** : ¹H NMR (250 MHz, CDCl₃) : 0.90 (t, 3H), 1.30-1.90 (m, 2H), 2.35 (dd, 1H), 2.75 (dd, 1H), 3.30 (dd, 1H), 3.75 (m, 1H), 4.30-4.50 (m, 2H), 5.10 (s, 2H), 5.35 (s (broad), 1H), 5.55 (s (broad), 1H), 6.40 (s (broad), 1H), 7.30-7.45 (m, 5H).
- 15

5.5.2. Step 2 : Synthesis of 4-amino-pyrrolidin-2-one 392

- 20 In a 0.25 L pressure jar, under inert atmosphere, 11.9 g (0.037 mmol.) of **393** and Pd on charcoal (10% w/w, 0.2 g) are dissolved in EtOH (300 ml) and the mixture hydrogenated on a Parr hydrogenator at a maximum of 20 psi H₂ pressure. After 20h, the mixture is degassed, filtered on a Celite/Norite pad, and the filtrate concentrated *in vacuo*, to give the crude amine which is recrystallised from PhMe to afford 2-[4-amino-2-oxo-1-pyrrolidinyl]butanamide **392** (6.99 g, quantitative).
- 25

5.6. Synthesis of 4-pyrrol-pyrrolidin-2-one **223**

In a three necked flask, under argon, a suspension of 2-[4-amino-2-oxo-1-pyrrolidinyl]butanamide **393** (6.99 g, 0.037 mol.), dimethoxytetrahydrofuran (5.53 g, 0.041 mol.), pyridine (50.6 ml) and AcOH (36 ml) is warmed to 70 °C and dissolution occurs. After 2 h at this temperature, the reaction is cooled down to room temperature, concentrated in vacuo and the crude product is purified by chromatography on silicagel (CH₂Cl₂ / MeOH : 95/05 (v/v)) to afford **223** as an oil (2.67 g, 30.1 %).

10 5.7. Bromination of 4-pyrrolyl-pyrrolidin-2-one **223**

In a 0.25 L three necked flask under argon with magnetic stirring, a degassed solution of 2S-4-pyrrol-pyrrolidin-2-one **223** as a single enantiomer (1.18 g, 0.0049 mol.) in THF (35 ml) is cooled to -78 °C and N-Bromosuccinimide (0.877 g, 0.005 mol.) is added by portions. The reaction mixture is stirred for 0.5 h, and the Na₂S₂O₃ (0.9 g) is added to quench the NBS. The reaction mixture is warmed to room temperature, concentrated in vacuo and purified by chromatography on silicagel (EtOH/CH₂Cl₂ : 05/95 (v/v)) to afford, after recrystallisation in MeCN, (2S)-2-[4-(2-bromo-1H-pyrrol-1-yl)-2-oxo-1-pyrrolidinyl]butanamide **234** (1.05 g, 67%) as a white solid. Alternatively, using the same experimental procedure and 2 equiv. of N-Bromo-succinimide, dibromopyrrole **237** can be obtained.

5.8. Synthesis of tetrazolyl derivatives

Alternatively to § 5.6, reaction of 2-[4-amino-2-oxo-1-pyrrolidinyl]butanamide with triethyl orthoformate, NaN₃ and AcOH provided 2-[2-oxo-4-(1H-tetrazol-1-yl)-1-pyrrolidinyl]butanamide **67**.

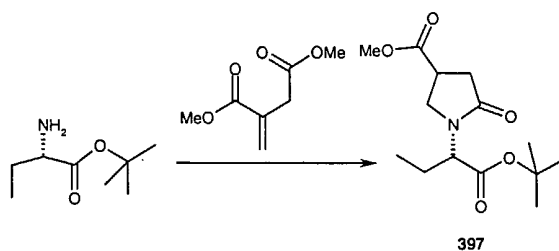
5.9. Synthesis of (4H-1,2,4-triazol-4-yl) derivatives

Alternatively to § 5.6, reaction of 2-[4-amino-2-oxo-1-pyrrolidinyl]butanamides with pyridine and 1,2-bis((dimethylamino)methylene)hydrazine provided 2-[2-oxo-4-(4H-1,2,4-triazol-4-yl)-1-pyrrolidinyl]butanamides **65** and **66**.

EXAMPLE 6. Synthesis of 4-substituted 2-oxo-pyrrolidine butanamides by olefination of of 1-[1-(tertbutoxycarbonyl)propyl]-5-oxo-3-pyrrolidinecarboxaldehyde 396.

5 **6.1. Synthesis of of 1-[1-(tertbutoxycarbonyl)propyl]-5-oxo-3-pyrrolidinecarboxaldehyde 396**

Step 1 : Condensation of 2-amino butyrate with methyl itaconate



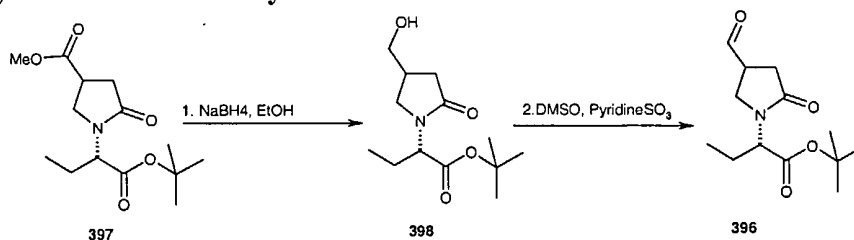
10

In a one liter three necked flask, under argon, a solution of 2,2-dimethylethyl (S)-2-amino-butanoate (commercially available, 46.6 g, 0.268 mol.) and dimethyl itaconate (83 ml, 0.59 mol.) is refluxed in MeOH (400 ml) for 20 h. The mixture is stirred at room temperature for 20 h, concentrated in vacuo and the residue is purified by chromatography on silicagel

15 (CH₂Cl₂/MeOH : 97/3 (v/v)) to afford methyl 1-[(1S)-1-(tertbutoxycarbonyl)propyl]-5-oxo-3-pyrrolidinecarboxylate **397** (81.6 g, quantitaf). Analysis of a 1/1 mixture methyl 1-[(1S)-1-(tertbutoxycarbonyl)propyl]-5-oxo-3-pyrrolidinecarboxylate **397** : ¹H NMR (250 MHz, (CD₃)₂SO) : 1.05 (t, 3H), 1.44 (s, 9H), 1.60-1.65 (m, 1H), 1.65-1.90 (m, 1H), 2.40-2.65 (m, 2H partially overlapped with solvent signals), 3.30-3.65 (m, 3H), 3.70 (s, 3H), 4.40 (dd, 1H).

20 Alternatively, the reaction can also be conducted with racemic 2,2-dimethylethyl-2-amino-butanoate to afford the racemic butanamide with a similar yield.

Step 2 : Synthesis of the aldehyde 396.



25 **Reduction of the ester 397 to the alcohol 398**

It is done using the method described in §7.0.2.a using **397** either as a single enantiomer, a mixture of two diastereoisomers or a 1/1/1/1 mixture of 4 stereoisomers. For a 1/1 diastereoisomeric mixture of *tert*-butyl (2*S*)-2-[4-(hydroxymethyl)-2-oxo-1-pyrrolidinyl]butanoate **398** : GC/MS : 257 M⁺

Oxydation to the aldehyde 396

In a three necked flask, under argon, a solution of *tert*-butyl (2*S*)-2-[4-(hydroxymethyl)-2-oxo-1-pyrrolidinyl]butanoate **398** (4.0 g, 0.016 mol.) in CH₂Cl₂ (8 ml) is added to a suspension of
5 CrO₃ (6.2 g, 0.062 mol.) in pyridine (11.3 ml)/CH₂Cl₂ (80 ml) stirred at room temperature. The temperature increases to 30 °C and the suspension is stirred for 0.2 h. The suspension is filtered through celite and the filtrate is washed successively with HCl 1N, brine, dried over magnesium sulfate and concentrated in vacuo to afford the crude aldehyde which is purified by column chromatography on silicagel (hexane/acetone 70/30 (v/v)) to afford 2.03 g of 1-[(1*S*)-1-
10 (tertbutoxycarbonyl)propyl]-5-oxo-3-pyrrolidinecarboxaldehyde **396** (41%).

Alternatively, the reaction can also be conducted with racemic ester to afford the racemic aldehyde with a similar yield. Analysis of a 1/1 mixture of 1-[(1*S*)-1-(tertbutoxycarbonyl)propyl]-5-oxo-3-pyrrolidinecarboxaldehyde **396**: ¹H NMR (250 MHz, (CDCl₃) : 0.91 (t, 3H), 1.44 (s, 9H), 1.55-1.77 (m, 1H), 1.90-2.15 (m, 1H), 2.63-2.82 (m, 2H),
15 3.47-3.61 (m, 1H), 3.65-3.79 (m, 1H), 3.83-3.94 (m, 1H of one of the diastereoisomers), 4.48-4.62 (m, 1H), 9.74 (s (broad), 1H).

6.2. Olefination of 1-[(1*S*)-1-(tertbutoxycarbonyl)propyl]-5-oxo-3-pyrrolidinecarboxaldehyde **396**

20 6.2.1. Synthesis of ethylenic derivatives.

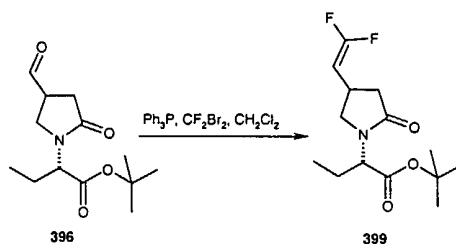
Alternatively to §6.2.3., ethylenic derivatives can be obtained by Wittig olefination of the 1-[(1*S*)-1-(tertbutoxycarbonyl)propyl]-5-oxo-3-pyrrolidinecarboxaldehyde **396** and a phosphonium salt in the presence of a strong base. For example, (2*S*)-2-(2-oxo-4-vinyl-1-pyrrolidinyl)butanoic acid 2,2-(dimethyl)ethyl ester is obtained by reaction of the aldehyde **396** with Ph₃PCH₃Br and
25 *n*-BuLi in THF.

6.2.2. By olefination with Ph₃P/CBr₄

30 Alternatively to §6.2.3., halovinyl derivatives can be obtained by Wittig olefination of the 1-[(1*S*)-1-(tertbutoxycarbonyl)propyl]-5-oxo-3-pyrrolidinecarboxaldehyde **396** in the presence of a phosphine and an halogenomethane. For example, (2*S*)-2-(2-oxo-4-(2,2-dibromovinyl)-1-pyrrolidinyl)butanoic acid 2,2-(dimethyl)ethyl ester is obtained from aldehyde **396** and CBr₄ in the presence of triphenylphosphine.

35

6.2.3. By olefination with $(\text{Me}_2\text{N})_3\text{P}/\text{CF}_2\text{Br}_2$



5 The synthesis of the two diastereoisomers of (2*S*)-2-(2-oxo-4-(2,2-difluorovinyl)-1-pyrrolidinyl)butanoic acid 2,2-(dimethyl)ethyl ester **399** is representative. In a three necked flask under argon, $(\text{Me}_2\text{N})_3\text{P}$ (89.8 g, 0.55 mol.) is added to a solution of CF_2Br_2 (58 g, 0.25 mol.) in THF (280 ml) at $-78\text{ }^\circ\text{C}$ (appearance of a white precipitate) and warmed to room temperature. A solution of the aldehyde **396** as a 1/1 mixture of diastereoisomers (35.2 g, 0.138 mol.) in THF is added dropwise to the preformed phosphonium salt. After 1h, the reaction mixture is filtered through celite and concentrated in vacuo. The reaction mixture is diluted with hexane, washed with brine, dried over magnesium sulfate and concentrated in vacuo to afford the crude olefin which is purified by column chromatography on silicagel ($\text{CH}_2\text{Cl}_2/\text{MeOH}$ 99/01 (v/v)) to afford 34.6 g of a 1/1 diastereoisomeric mixture of (2*S*)-2-(2-oxo-4-(2,2-difluorovinyl)-1-pyrrolidinyl)butanoic acid 2,2-(dimethyl)ethyl ester **399** (87%). : ^1H NMR (250 MHz, $(\text{CD}_3)_2\text{SO}$) : 0.81-0.91 (m, 3H), 1.44 (s, 9H), 1.50-1.75 (m, 1H), 1.80-1.95 (m, 1H), 2.30-2.40 (m, 2H partially overlapped with solvent), 3.00-3.35 (m, 2H), 3.45-3.55 (m, 1H), 4.20-4.40 (m, 1H), 4.60 (ddd, 1H for one diastereoisomer), 4.75 (ddd, 1H for another diastereoisomer).

6.2.4. By olefination with $(\text{nBu})_3\text{P}/\text{CCl}_3\text{F}$

Alternatively to §6.2.3., halovinyl derivatives can be obtained by Wittig olefination of the 1-[(1*S*)-1-(tert-butoxycarbonyl)propyl]-5-oxo-3-pyrrolidinecarboxaldehyde **396** in the presence of a phosphine and an halogenomethane. For example of 2-(2-oxo-4-(2-(*Z*)-fluorovinyl)-1-pyrrolidinyl)butanoic acid 2,2-(dimethyl)ethyl ester is obtained from aldehyde **396** by successive reaction with CFCl_3 and $\text{n-Bu}_3\text{P}$ followed by dephosphorylation of the intermediate vinylic phosphonium by NaOH .

6.2.5. Synthesis of the 4-cyano-pyrrolidone

30

Alternatively, 4-cyano-pyrrolidone derivatives are obtained by reacting 1-[(1*S*)-1-(tert-butoxycarbonyl)propyl]-5-oxo-3-pyrrolidinecarboxaldehyde **396** with hydroxylamine followed by SeO_2 .

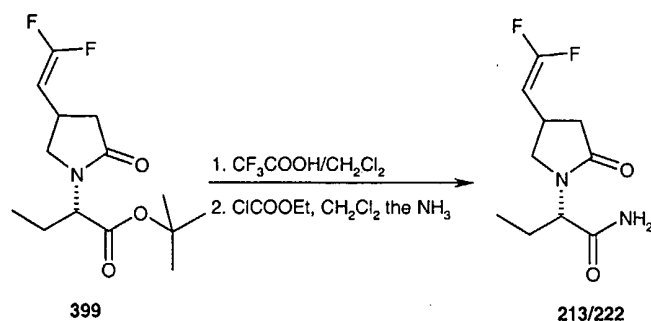
35

6.3. Amination of the 2.2-dimethyl-ethyl ester

6.3.1. Deprotection with trifluoroacetic acid and aminolysis

The synthesis of the two diastereoisomers of (2S)-2-(2-oxo-4-(2,2-difluorovinyl)-1-pyrrolidinyl)butanamide **213** and **222** is representative :

5



Step 1 : Deprotection of the 2.2-(dimethyl)ethyl ester

In a three necked flask, under argon, a solution of a 1/1 diastereoisomeric mixture of (2S)-2-(2-oxo-4-(2,2-difluorovinyl)-1-pyrrolidinyl)butanoic acid 2.2-(dimethyl)ethyl ester **399** (31.8 g, 0.110 mol.) in trifluoroacetic acid (170 ml) and CH₂Cl₂ (500 ml) is stirred for 20 h at room temperature. The reaction mixture is evaporated to dryness. The residue is dissolved in toluene, reevaporated to dryness to eliminate the presence of trifluoroacetic acid to afford 32 g of the crude acids which are used in the next step without any further purification. LC/MS : 234 (MH⁺)

15

Step 2 : Activation and ammonolysis

In a three necked flask under argon with mechanical stirring, ClCOOEt (23 ml, 0.24 mol.) is added to a solution of the mixture of acids (25.6 g, 0.11 mol.) in CH₂Cl₂ (250 ml) and triethylamine (33.7 ml) cooled at -15 °C. The reaction mixture is stirred for 1.5 h at -10 °C then gaseous NH₃ is bubbled through the solution while maintaining the temperature below 0 °C. The suspension is stirred for 1 h at 0 °C, warmed to room temperature, filtered and the filtrate is evaporated under vacuo. The crude amides are purified by column chromatography on silicagel (CH₂Cl₂/EtOH 99/01 (v/v)) to afford 23 g of a 1/1 diastereoisomeric mixture of (2S)-2-(2-oxo-4-(2,2-difluorovinyl)-1-pyrrolidinyl)butanoic acid 2.2-(dimethyl)ethyl ester which is purified by column chromatography on chiral phase (hexane/EtOH) to afford the two diastereoisomers **213** (10.1 g, recrystallised from i-Pr₂O) and **222** (11.2 g, recrystallised in i-Pr₂O).

25

6.3.2. Alternatively, the deprotection can be performed with bromocatechol borane.

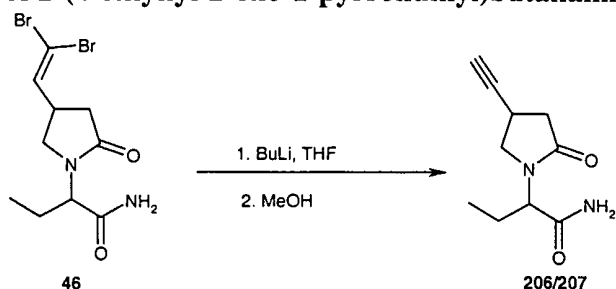
30

4 diastereoisomers of 2-(2-oxo-4-(2,2-dimethylvinyl)-1-pyrrolidinyl)butanamide **163** are obtained by reacting the 1/1/1/1 diastereoisomeric mixture of 2-(2-oxo-4-(2,2-dimethylvinyl)-1-

pyrrolidiny]butanoic acid 2,2-(dimethyl)ethyl ester with bromocatechol borane to afford the acid followed by amination in the conditions described in §6.3.1 (step 2).

6.4. Synthesis of acetylenic derivatives

5 6.4.1. Synthesis of 2-(4-ethynyl-2-oxo-1-pyrrolidiny]butanamide 206/207

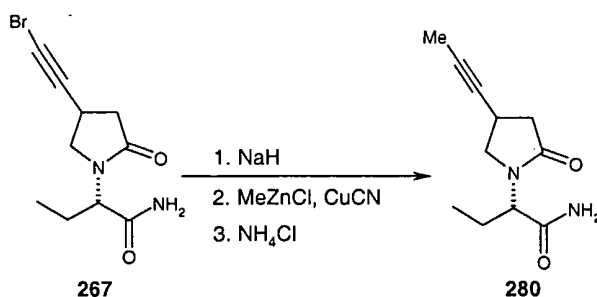


In a three necked flask, under argon, n-butyllithium (1.6 M in hexanes, 116 ml) is added to a solution of a 1/1 mixture of two diastereoisomers of 2-[4-(2,2-dibromovinyl)-2-oxo-1-pyrrolidiny]butanamide (undetermined stereochemistry, 10.95 g, 0.031 mol.) in THF cooled at –
 10 78 °C. The white suspension is stirred for 1.5 h at this temperature, quenched with MeOH (120 ml), warmed to room temperature and concentrated in vacuo. The crude alkyne is dissolved in EtOH/CH₂Cl₂ (10/90 v/v), filtered through celite, concentrated in vacuo and the resulting solid is purified successively by chromatography on silicagel (EtOH/CH₂Cl₂ : 10/90 (v/v)) and by chromatography on chiral phase (EtOH/hexane) to afford the two diastereoisomers of 2-(4-
 15 ethynyl-2-oxo-1-pyrrolidiny]butanamide **206** (0.84 g, recrystallised in PhMe) and **207** (0.44 g, recrystallised in PhMe).

Alternatively, 2-(4-bromo-ethynyl-2-oxo-1-pyrrolidiny]butanamide **267** is obtained by reacting 2-[4-(2,2-dibromovinyl)-2-oxo-1-pyrrolidiny]butanamide **47** with two equivalent of potassium tertbutoxyde in THF at low temperature (-50 °C to 0 °C).

20

6.4.2. Synthesis of 2-(4-propyn-1-yl-2-oxo-1-pyrrolidiny]butanamide 280

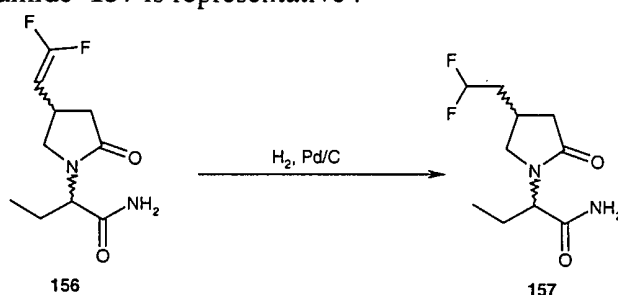


In a three necked flask, under argon, a solution of methyl zinc chloride (prepared from
 25 methyl lithium (1.5 M in ether, 6.14 ml) and ZnCl₂ (1.25 g) in THF (15 ml)) is added to a solution of CuCN (0.82 g) and LiCl (0.78 g) in THF (10 ml) at –10 °C. In another three necked flask, under argon, NaH (80% in oil, 0.097 g) is added to a solution 2-(4-bromo-ethynyl-2-oxo-

1-pyrrolidinyl)butanamide (1 g, 0.0036 mol.) in THF (20 ml) at $-10\text{ }^{\circ}\text{C}$ followed by ZnCl_2 (0.50 g). This amide solution is then added dropwise onto the organocuprate cooled at $-78\text{ }^{\circ}\text{C}$. The reaction mixture is stirred for 3 h at this temperature and allowed to warm to room temperature overnight. After hydrolysis with saturated aqueous NH_4Cl , the aqueous layer is extracted with CH_2Cl_2 , dried over MgSO_4 , filtered and concentrated in vacuo to afford the crude alkyne which is purified by chromatography on chiral phase (EtOH/hexane) to afford the 2-(4-propyn-1-yl-2-oxo-1-pyrrolidinyl)butanamide **280**.

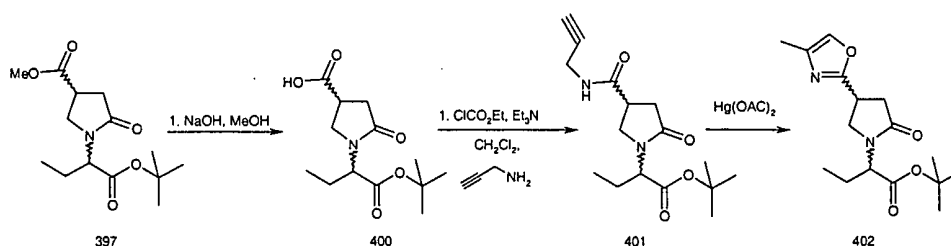
6.5. Hydrogenation of Olefinic Pyrrolidones

The synthesis of the 1/1/1/1 mixture of the 4 diastereoisomers of 2-[4-(2,2-difluoroethyl)-2-oxo-1-pyrrolidinyl]butanamide **157** is representative :



In a 0.25 L pressure jar, under inert atmosphere, 1 g (0.0043 mmol.) of **156** and Pd on charcoal (10% w/w, 0.2 g) are dissolved in EtOH (50 ml) and the mixture hydrogenated on a Parr hydrogenator. After 20 h, the mixture is degassed, filtered on a Celite/Norite pad, and the filtrate concentrated *in vacuo*, to give the crude fluoro alkane which is recrystallised from PhMe to afford a 1/1/1/1 mixture of the 4 diastereoisomers of 2-[4-(2,2-difluoroethyl)-2-oxo-1-pyrrolidinyl]butanamide **157** as a white solid (0.75 g).

6.6. Synthesis of 2-[4-(5-methyl-1,3-oxazol-2-yl)-2-oxo-1-pyrrolidinyl]butanamide **62** and **63**



Step 1 : Hydrolysis of the ester

In a three necked flask, under argon, NaOH 1N (39 ml) is added to a solution of methyl 1-[1-(tert-butoxycarbonyl)propyl]-5-oxo-3-pyrrolidinecarboxylate **397** as a 1/1/1/1 mixture of 4 stereoisomers (10 g, 0.035 mol.) in MeOH (100 ml) at $20\text{ }^{\circ}\text{C}$. The solution is stirred for 0.5 h, evaporated to dryness and acidified to $\text{pH} = 1$ with HCl 1N. The aqueous layer is extracted with AcOEt, dried over MgSO_4 , filtered and concentrated in vacuo to afford the crude acid **400** (8.45

g) as a white solid which is used without any further purification in the next step. ^1H NMR (250 MHz, $(\text{CD}_3)_2\text{SO}$) : 0.80 (t, 3H), 1.44 (s, 9H), 1.55-1.60 (m, 1H), 1.70-1.95 (m, 1H), 2.40-2.55 (m, 2H partially overlapped with solvent), 3.10-3.55 (m, 1H partially overlapped with solvent), 4.45 (dd, 1H).

5

Step 2 : Synthesis of the amide 401

In a three necked flask under argon, ClCOOEt (0.50 ml, 0.005 mol.) is added to a solution of the acid **400** (0.678 g, 0.0025 mol.) in CH_2Cl_2 (10 ml) and triethylamine (0.77 ml) cooled at -20°C .

10 The reaction mixture is stirred for 1.5 h at -10°C then propargyl amine (0.36 ml) is added to the solution while maintaining the temperature below 0°C . The suspension is stirred for 1 h at 0°C , warmed to room temperature, filtered and the filtrate is evaporated under vacuo. The crude amide is purified by column chromatography on silicagel ($\text{CH}_2\text{Cl}_2/\text{MeOH}$ 98/02 (v/v)) to afford 0.8 g of the propargyl amide **401** as a 1/1/1/1 mixture of four diastereoisomers. ^1H NMR (250 MHz, $(\text{CD}_3)_2\text{SO}$) : 0.80 (t, 3H), 1.44 (s, 9H), 1.55-1.65 (m, 1H), 1.70-1.95 (m, 1H), 2.40-2.55 (m, 4H partially overlapped with solvent), 3.0-3.70 (m, 3H partially overlapped with solvent), 3.70-3.90 (m, 2H), 4.45 (m, 1H), 8.45 (m, 1H).

15

Step 3 : Synthesis of the oxazole 402

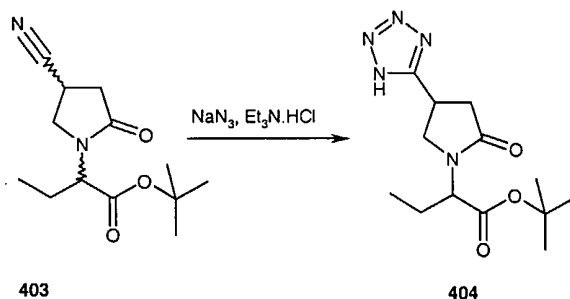
20

In a three necked flask under argon, a solution of the amide **402** (0.77 g, 0.0025 mol.) in AcOH (40 ml) and $\text{Hg}(\text{OAc})_2$ (0.048 g, 0.00015 mol.) are refluxed for 1 h, the reaction is cooled to room temperature, concentrated under vacuo and hydrolyzed with saturated Na_2CO_3 . The aqueous layer is extracted with CH_2Cl_2 and the organic phase is washed with brine, dried over MgSO_4 , filtered and concentrated in vacuo to afford the crude compound which is purified by chromatography on silicagel (Hexane / AcOEt : 50/50 (v/v)) to afford the pure oxazole **402** (0.15 g, 20%). GC/MS : 308 (M^+) which may be converted into **62** and **63** by ammonolysis analogously to 6.3.1.

25

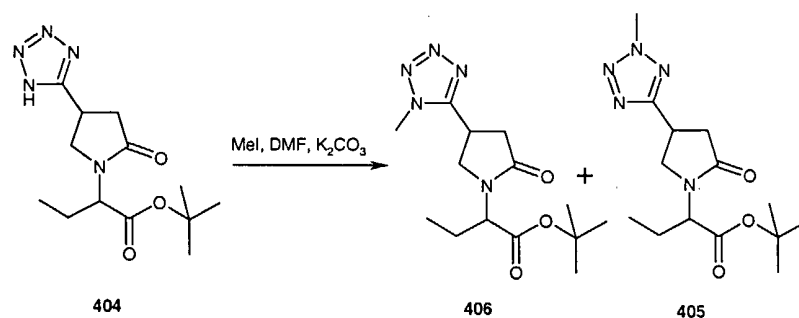
30 6.7. Synthesis of tetrazoles.

6.7.1. Synthesis of the unsubstituted tetrazoles



In a three necked flask, under argon, a solution of the racemic nitrile **403** (2.66 g, 0.011 mol.), NaN₃ (4.8 g, 0.073 mol.) and Et₃N-hydrochloride (10.12 g) is heated at 110 °C in DMF (60 ml) for 2 h, cooled down to room temperature and evaporated under vacuo. The crude is purified by chromatography on silicagel (CH₂Cl₂ / MeOH / AcOH : 90/08/02 (v/v)) to afford the racemic tetrazol ester **404** (3.42 g, 0.010 mol.) as a 1/1/1/1 mixture of diastereoisomers. LC/MS : 295 (MH⁺).

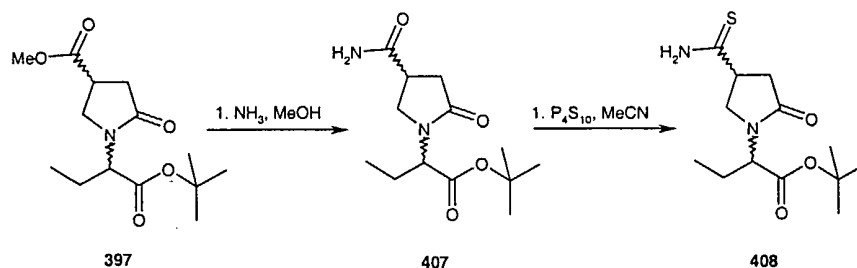
6.7.2. Alkylation of tetrazoles



In a three necked flask, under argon, a suspension of the racemic tetrazole **404** (5.6 g, 0.019 mol.), K₂CO₃ (2.88 g.) and MeI (1.3 ml) in DMF (60 ml) is stirred at room temperature for 29 h and evaporated under vacuo. The crude mixture is purified by chromatography on silicagel (MTBE/Hexane : 50/50 (v/v)) to afford the two regioisomeric tetrazole **405** (1.98 g, 34%) and **406** (1.03 g, 17%) as oils. LC/MS : 309 (MH⁺).

6.8. Synthesis of Thiazoles

6.8.1. Synthesis of thioamides.



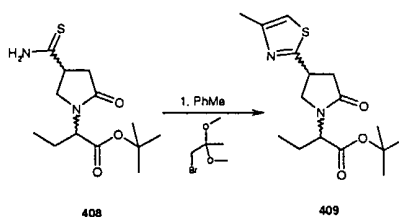
6.8.1.1. Ammonolysis of 397

In a 0.5 l three necked flask fitted with reflux condenser, magnetic stirrer and an addition gas tube dipping in the solution, 10 g (0.035 mmoles) of **397** are dissolved in 100 ml methanol. Gaseous ammonia is then bubbled through the solution, and the saturated solution kept at room temperature for 1 day, while occasionally resaturating with ammonia. After completion of the reaction, the solution is concentrated in vacuo to afford the crude amide **407** (9.6 g, 100%). ¹H NMR (250 MHz, (CD₃)₂SO) : 0.85 (t, 3H), 1.44 (s, 9H), 1.55-1.60 (m, 1H), 1.70-1.95 (m, 1H), 2.40-2.60 (m, 2H partially overlapped with solvent), 3.00-3.70 (m, 1H partially overlapped with solvent), 4.35-4.45 (m, 1H), 6.95 (s (broad), 1H), 7.40 (s(broad), 1H).

6.8.1.2. Synthesis of thioamide 408

In a three necked flask, under argon, a solution of the crude amide **407** (6 g, 0.022 mol.), P_4S_{10} (4.93 g, 0.011 mol.) and $NaHCO_3$ (3.73 g) in MeCN (100 ml) is stirred at 5 °C for 6 h. The reaction mixture is filtered, concentrated in vacuo and the crude thioamide is purified by chromatography on silicagel (AcOEt / hexane : 50/50 (v/v)) to give after recrystallisation from AcOEt the thioamide **408** (3.7 g, 60%). GC/MS : 286 (M⁺).

6.8.2. Synthesis of substituted thiazoles



10

In a three necked flask, under argon, a solution of the thioamide **408** as a 1/1/1/1 mixture of 4 diastereoisomers (this patent, 1.5 g, 0.005 mol.), Al_2O_3 (12 g) and 1-bromo-2-dimethoxy prop-2-ene (0.85 ml) in PhMe (100 ml) is refluxed for 3h. The reaction mixture is cooled down to room temperature, filtered and concentrated in vacuo to afford the crude thiazole **409** (0.5 g, 30%) which is used in the next steps without any further purification. GC/MS : 324(M⁺).

15

6.8.3. Synthesis of unsubstituted thiazoles

Alternatively unsubstituted thiazoles can be obtained by reacting thioamides **408** with Al_2O_3 and bromo-acetaldehyde (generated in situ from bromo-2,2-dimethoxy ethane in acidic conditions).

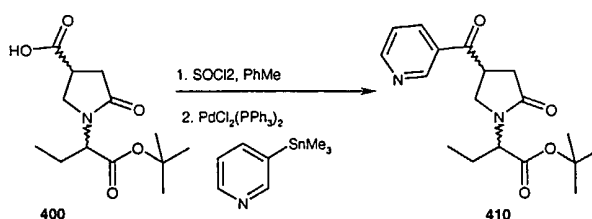
20

6.8.4. Synthesis of 1,2,4-thiadiazol-5-yl-derivatives

Alternatively, 1,2,4-thiadiazol-5-yl-derivatives can be obtained by reacting thioamide **408** successively with N,N-dimethyl-acetamide dimethylacetal followed by cyclization in the presence of pyridine.

25

6.9. Synthesis of 2-[2-oxo-4-(3-pyridinylcarbonyl)-1-pyrrolidinyl]butanoic acid 2,2-dimethyl ethyl ester **410**



In a three necked flask under argon, $SOCl_2$ (0.56 ml) is added to a solution of the acid **400** (1.90 g, 0.007 mol.) in PhMe (20 ml) at room temperature. The reaction mixture is refluxed for 1.5 h

30

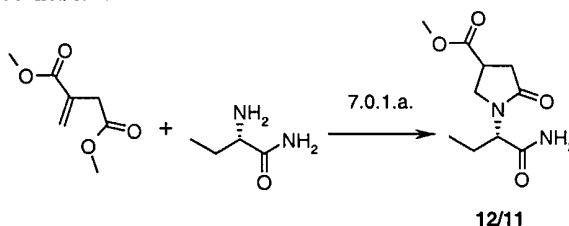
and becomes yellow. After cooling down to room temperature, PdCl₂(PPh₃)₂ (0.25 g, 0.00035 mol.) and 3-trimethylstannyl-pyridine (1.7 g, 0.007 mol.) are added in one portion, the reaction mixture is refluxed for 0.5 h, cooled down to room temperature, quenched with water. The aqueous layer is extracted with dichloromethane and the combined organic phases are washed with brine, dried over magnesium sulfate, filtered and concentrated in vacuo (3.2 g). The crude ketone is purified by column chromatography on silicagel (CH₂Cl₂/MeOH 97/03 (v/v)) to afford 1.3 g of the ketone **410** as a 1/1/1/1 mixture of four diastereoisomers. LC/MS : 333 (MH+).

EXAMPLE 7. Synthesis of 2-(4-substituted-2-oxo-pyrrolidinyl)-butanamides by substitution of an activated 2-(4-hydroxymethyl-2-oxo-pyrrolidinyl)-butanamide

7.0. Synthesis of the starting alcohols

7.0.1. Synthesis of the ester-amide

7.0.1.a. Synthesis of methyl 1-[(1S)-1-(aminocarbonyl)propyl]-5-oxo-3-pyrrolidinecarboxylate **11/12.**



In a 10 l three necked flask fitted with mechanical stirrer and reflux condenser, under inert atmosphere, 1226 g (12 moles, 1 eq) of (2S)-2-aminobutanamide and 1912 ml (2150 g, 13.2 moles, 1.1 eq) of dimethyl itaconate are dissolved in 6.13 l of MeOH. The mixture is brought to reflux for 10 hours, and cooled down slowly to 20 °C over 4 hours. It is filtered, the precipitate washed with MeOH, and the combined organic phases concentrated to dryness to give 3.283 g of crude intermediate, 74 %.

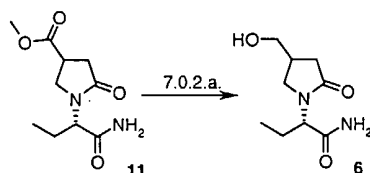
In a 20 l three necked flask fitted with mechanical stirrer and Rashig column and distillation arm, under inert atmosphere, the crude intermediate and 84.7 g (891 mmoles, 0.1 equiv.) of 2-hydroxypyridine are dissolved in 11.6 l of toluene. The mixture is brought to reflux and the methanol formed distilled off for 8 hours, until 480 ml had been collected. Temperature in the pot reached 112 °C. The mixture is cooled down and concentrated to dryness to give 2,187 g of crude amide ester as a mixture of diastereomers in a ratio 57.5/42.5.

The 2 diastereomers are separated by Preparative Liquid Chromatography on Chiral Phase (Chiralpak AD 100*500 mm, EtOH/H₂O 99.9:0.1), the eluates concentrated to dryness to give 968 g of crude **12** (first eluted) and 1,052 g of crude **11** (second eluted). Crude **12** did not crystallise, it is dissolved in 1.5 l of EtOH and kept as such, for further use. Crude **11** is recrystallised from 2 l of EtOAc to give 676 g of pure **11**.

Alternatively, methyl 1-[(1*S*)-2-amino-1-methyl-2-oxoethyl]-5-oxo-3-pyrrolidinecarboxylate, methyl 1-[(1*S*)-1-(aminocarbonyl)butyl]-5-oxo-3-pyrrolidinecarboxylate, methyl 1-[(1*S*)-1-[(methylamino)carbonyl]propyl]-5-oxo-3-pyrrolidinecarboxylate, are prepared in similar ways.

5 7.0.2. Synthesis of the alcohol-amide

7.0.2.a. Synthesis of (2*S*)-2-[4-(hydroxymethyl)-2-oxo-1-pyrrolidinyl]butanamide 6.

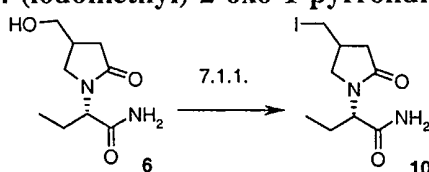


In a 2 l three necked flask fitted with mechanical stirrer and reflux condenser, under inert atmosphere, a solution of 133 g (583 mmoles, 1 eq) of (2*S*)-2-[4-(methoxycarbonyl)-2-oxo-1-pyrrolidinyl]butanamide 11 in 200 ml of EtOH is added to 300 ml of EtOH, and the mixture cooled down to 0 °C. 66.2 g (1.74 mole, 12 eq) of solid NaBH₄ are then added by portions over 1.5 hour, all the while maintaining the temperature between 2 and 4 °C. After 2 hours, the temperature is raised to 12 °C for 1 hour, and lowered again to 2-4 °C. 240 ml of a saturated solution of NH₄Cl are added dropwise over 1 hour, followed by 120 ml of acetone, and the mixture is left overnight at room temperature. The mixture is filtered, the precipitate washed with 3 x 70 ml of EtOH and the combined organic fractions concentrated to dryness to give 148 g of crude 6. It is suspended in 300 ml of CH₂Cl₂ and stirred for 30 min, filtered, washed with 2 x 100 ml of CH₂Cl₂ and dried to give 114 g of pure 6, 98%.

Alternatively, (2*S*)-2-[4-(hydroxymethyl)-2-oxo-1-pyrrolidinyl]propanamide, (2*S*)-2-[4-(hydroxymethyl)-2-oxo-1-pyrrolidinyl]pentanamide, (2*S*)-2-[4-(hydroxymethyl)-2-oxo-1-pyrrolidinyl]-*N*-methylbutanamide are prepared in similar ways.

7.1. Synthesis by direct transformation of the alcohol using PPh₃

25 7.1.1. Synthesis of (2*S*)-2-[4-(iodomethyl)-2-oxo-1-pyrrolidinyl]butanamide 10

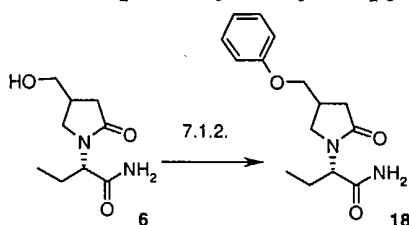


In a 10 l 3 necked vessel, fitted with mechanical stirrer and reflux condenser under inert atmosphere, 400 g (2 mole, 1 eq) of (2*S*)-2-[4-(hydroxymethyl)-2-oxo-1-pyrrolidinyl]butanamide 6 are dissolved in 3 l of acetonitrile. 629 g (2.4 moles, 1.2 eq) of triphenylphosphine are added, followed by 608 g (2.4 moles, 1.2 eq) of iodine in three portions over 5 min. The mixture is heated up to 60 °C in 30 min, and stirred at that temperature for 5 hours. After cooling down, the mixture is concentrated to dryness, the residue suspended in a

solution of 750 g of $\text{Na}_2\text{S}_2\text{O}_3$ in 10 l of water and stirred at 50 °C for 4 hours. The precipitate is filtered off and washed with 3 x 1 l of water. The combined aqueous phases are treated with 1 kg of NaCl, and extracted with 6 x 1 l of CH_2Cl_2 . The combined organic phases are dried over MgSO_4 , filtered and concentrated to dryness to give 482 g of crude **10**. It is crystallised from toluene. Several crops are recrystallised together from ethyl acetate to give 425 g of pure **10**, 68 %.

Alternatively, (2S)-2-[4-(iodomethyl)-2-oxo-1-pyrrolidinyl]-N-methylbutanamide **146**, (2S)-2-[4-(iodomethyl)-2-oxo-1-pyrrolidinyl]propanamide **110**, (2S)-2-[4-(iodomethyl)-2-oxo-pyrrolidin-1-yl]pentanamide **105**, (2S)-2-[4-(bromomethyl)-2-oxo-1-pyrrolidinyl]butanamide **8**, (2S)-2-[4-(chloromethyl)-2-oxo-1-pyrrolidinyl]butanamide **30** are prepared in similar ways

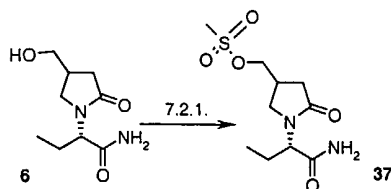
7.1.2. Synthesis of (2S)-2-[2-oxo-4-(phenoxyethyl)-1-pyrrolidinyl]butanamide **18**



In a 50 ml three necked flask fitted with magnetic stirrer and dropping funnel under inert atmosphere, 1 g (5 mmoles, 1 eq) of (2S)-2-[4-(hydroxymethyl)-2-oxo-1-pyrrolidinyl]butanamide **6** is dissolved in 20 ml of THF and cooled down to 0 °C. 517 mg of phenol, 0.87 ml (960 mg) of diethyl azodicarboxylate and 1.44 g of triphenylphosphine (5.5 mmoles, 1.1 eq each) are successively added and the mixture stirred for 2 hours. The mixture is concentrated to dryness and purified by Prep LC (500 μg SiO_2 , $\text{CH}_2\text{Cl}_2/\text{EtOH}$, 97.5:2.5) to give 1.1 g of pure **18**, 80 %, crystallised from ethyl acetate.

7.2. Synthesis by substitution of a mesylate

7.2.1. Synthesis of {1-[(1S)-1-(aminocarbonyl)propyl]-5-oxo-3-pyrrolidinyl}methyl methanesulfonate **37**

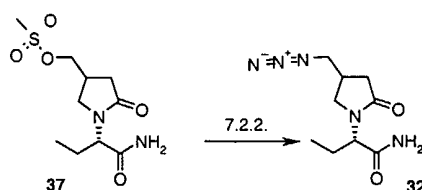


In a 4 l three necked flask fitted with mechanical stirrer, dropping funnel and reflux condenser under inert atmosphere, 114 g (569 mmoles, 1 eq) of (2S)-2-[4-(hydroxymethyl)-2-oxo-1-pyrrolidinyl]butanamide **6** are dissolved in 2 l of CH_2Cl_2 and cooled down to 0 °C. 158.5 ml (115 g, 2 eq) of dry triethylamine are added in one portion, followed by dropwise addition of a solution of 66.3 ml (96.2 g, 1.5 eq) of methanesulfonyl chloride in 190 ml of CH_2Cl_2 over 1

hour, all the while maintaining the temperature below 4 °C. After 4 hours, 7.5 ml of methanesulfonyl chloride and 15 ml of triethylamine are added and the mixture is kept overnight in the refrigerator. The mixture is filtered, the residue washed with CH₂Cl₂ and the combined organic phases concentrated to dryness to give 216 g of crude **37**. It is purified by Prep LC in several batches (1 kg SiO₂, CH₂Cl₂/EtOH, 100:0 → 96:4) to give 109 g of pure **37**, 69%.
 5 Alternatively, {1-[(1S)-1-(aminocarbonyl)propyl]-5-oxo-3-pyrrolidinyl}methyl 4-methylbenzenesulfonate **31** is prepared in an analogous way.

7.2.2. Synthesis of (2S)-2-[4-(azidomethyl)-2-oxo-1-pyrrolidinyl]butanamide **32**

10



15

In a 3 l three necked flask fitted with mechanical stirrer and reflux condenser, under inert atmosphere, 89.7 g (322 mmol, 1 eq) of {1-[(1S)-1-(aminocarbonyl)propyl]-5-oxo-3-pyrrolidinyl}methyl methanesulfonate **37** are dissolved in 300 ml of acetonitrile. 27.3 g (419 mmol, 1.3 eq) of sodium azide are added in one portion, with 150 ml of acetonitrile. The mixture is brought to reflux in 20 min, and stirred overnight. 3.1 g (48 mmol, 0.2 eq) of sodium azide are added and reflux continued for a total of 44 hours. After cooling down to 10 °C, the mixture is filtered, the precipitate washed with 3 x 50 ml of acetonitrile and the combined
 20 organic fractions concentrated to dryness to give 77.3 g of crude **32**. It is crystallised from 150 ml of ethyl acetate at 10 °C to give 60 g of pure **32**, 82%.

20

25

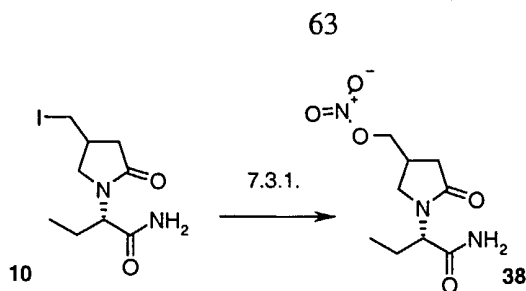
Alternatively, (2S)-2-[4-(fluoromethyl)-2-oxo-1-pyrrolidinyl]butanamide **44**, (2S)-2-[2-oxo-4-(1H-tetrazol-1-ylmethyl)-1-pyrrolidinyl]butanamide **39**, (2S)-2-[2-oxo-4-(1H-tetrazol-1-ylmethyl)-1-pyrrolidinyl]butanamide **40**, (2S)-2-[2-oxo-4-(1H-1,2,4-triazol-1-ylmethyl)-1-pyrrolidinyl]butanamide **55**, 2-[2-oxo-4-(1H-1,2,3-triazol-1-ylmethyl)-1-pyrrolidinyl]butanamide **56**, (2S)-2-[4-[(isopropylsulfanyl)methyl]-2-oxo-1-pyrrolidinyl]butanamide **24**, (2S)-2-[2-oxo-4-(1-pyrrolidinylmethyl)-1-pyrrolidinyl]butanamide **15**, (2S)-2-[2-oxo-4-(4-thiomorpholinylmethyl)-1-pyrrolidinyl]butanamide **17**, are prepared in similar ways, from activated alcohol derivatives, such as mesylates, tosylates or halides.

30

7.3. Other synthesis

7.3.1. Synthesis of {1-[(1S)-1-(aminocarbonyl)propyl]-5-oxo-3-pyrrolidinyl}methyl nitrate

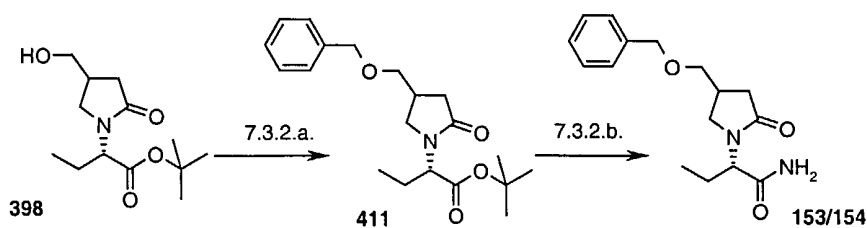
38



In a 500 ml 3 necked flask, fitted with mechanical stirrer and reflux condenser under inert atmosphere, 8.10 g (26 mmoles, 1 eq) of (2S)-2-[4-(iodomethyl)-2-oxo-1-pyrrolidinyl]butanamide **10** are dissolved in 250 ml of acetonitrile. 4.86 g (28.6 mmoles, 1.1 eq) of silver nitrate are added and the mixture is brought to reflux. After two hours, 440 mg (2.8 mmoles, 0.1 eq) of silver nitrate are added, and reflux continued for a total of 4 hours. After cooling down the mixture is concentrated to dryness and purified by PrepLC (200 g SiO₂, CH₂Cl₂/MeOH/NH₄OH, 96:5.4:0.6) to give 5.7 g of crude **38**. It is crystallised from 50 ml of ethyl acetate to give 4.13 g of pure **38**, 65 %.

10

7.3.2. Synthesis 2-[4-[(benzyloxy)methyl]-2-oxo-1-pyrrolidinyl]butanamide 153/154



7.3.2.a. Synthesis of tert-butyl (2S)-2-[4-[(benzyloxy)methyl]-2-oxo-1-pyrrolidinyl]butanoate

In a 100 ml 3 necked flask, fitted with magnetic stirrer and reflux condenser under inert atmosphere, 1.1 g (60 %, 27.5 mmoles, 1.1 eq) of sodium hydride are suspended in 60 ml of DMF and the mixture cooled down to 0 °C. 6.37 g (24.8 mmoles, 1 eq) of tert-butyl (2S)-2-[4-(hydroxymethyl)-2-oxo-1-pyrrolidinyl]butanoate **398** in 10 ml of DMF are added cautiously. After 10 min, 3.3 ml (4.75 g, 27.8 mmoles, 1 eq) of benzyl bromide in 10 ml of DMF are added, and stirring continued for 30 min at 0 °C, followed by 3 hours at room temperature. The mixture is concentrated to dryness, the residue is suspended in brine/CH₂Cl₂, decanted and extracted with CH₂Cl₂. The combined organic phases are dried over MgSO₄, concentrated to dryness and the residue is purified by Prep LC (1 kg SiO₂, hexane/MTBE, 40:60 -> 0:100) to give 3.2 g of a mixture of t-Bu and Benzyl esters in two fractions, 37 % total yields. It is used as such for the next step 7.3.1.b. ¹H NMR (250 MHz, (CDCl₃) : 0.85 (t, 3H), 1.44 (s, 9H), 1.55-1.95 (m, 2H),

25

2.10 (dd, 1H), 2.45 (dd, 1H), 2.55-2.70 (m, 1H), 3.45-3.55 (m, 1H), 4.40 (dd, 1H), 4.55 (s, 2H), 7.20-7.40 (m, 5H).

7.3.2.b. Synthesis of 2-{4-[(benzyloxy)methyl]-2-oxo-1-pyrrolidinyl}butanamide **153**

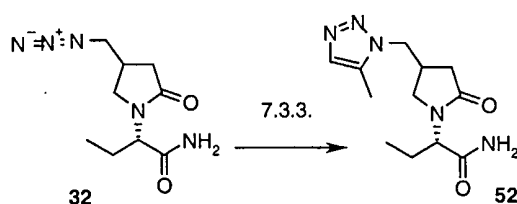
5 In a 50 ml 3 necked flask, fitted with magnetic stirrer and reflux condenser under inert atmosphere, 1.75 g of benzyl ester enriched fraction are dissolved in 20 ml of MeOH. Gaseous ammonia is then bubbled through the solution and the saturated solution kept at room temperature for 24 hours, while occasionally resaturating with ammonia. After completion of the reaction, the solution is concentrated to dryness and purified by Prep LC (1 kg SiO₂, CH₂Cl₂/MeOH, 98:2 -> 90:10) to give the two diastereomers.

10 In a 25 ml 3 necked flask, fitted with magnetic stirrer and reflux condenser under inert atmosphere, 1.24 g of t-Bu ester enriched fraction are dissolved in 16 ml of a 1:1 mixture of CH₂Cl₂/TFA, and kept at 0-5 °C for 24 hours. The solution is concentrated to dryness and the residue dissolved in 10 ml of CH₂Cl₂. 1.2 ml (2.2 th. eq) of triethylamine are added, and the mixture cooled down to -20 °C. 780 µl of ethyl chloroformate are added dropwise, and the mixture left slowly warm up to -10 °C over 1.5 hour. Gaseous ammonia is then bubbled through the solution for 0.5 hour, and the mixture kept overnight at room temperature. It is filtered, the precipitate washed with CH₂Cl₂, the combined organic fractions concentrated to dryness and purified by Prep LC (1 kg SiO₂, CH₂Cl₂/MeOH, 98:2 -> 90:10) to give the two diastereomers.

15 The first and second eluted diastereomers from the two runs are combined and crystallised from toluene to give respectively 305 mg of pure **153** and 480 mg of pure **154**, 11 % overall.

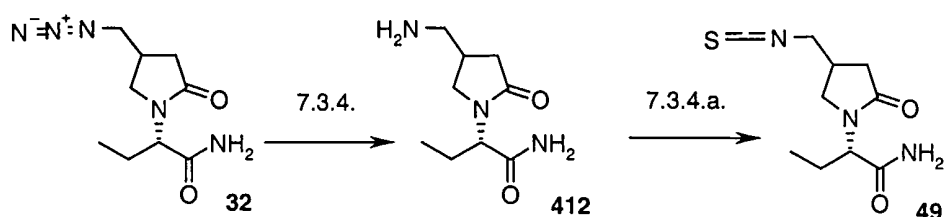
7.3.3. Synthesis (2S)-2-{4-[(5-methyl-1H-1,2,3-triazol-1-yl)methyl]-2-oxo-1-pyrrolidinyl}butanamide **52**

25



In a 50 ml 3 necked flask, fitted with magnetic stirrer and reflux condenser under inert atmosphere, 1 g (4.44 mmoles, 1 eq) of (2S)-2-[4-(azidomethyl)-2-oxo-1-pyrrolidinyl]butanamide **32** is suspended in 20 ml of toluene. 1.55 g (4.88 mmoles, 1.1 eq) of 1-(triphenylphosphoranylidene)acetone are added, and the mixture is heated up to 80 °C for 24 hours. After cooling down, the mixture is concentrated to dryness and purified by Prep LC (1 kg SiO₂, CH₂Cl₂/MeOH/NH₄OH, 94.5:5:0.5). It is suspended in 15 ml of water and lyophilised to give 240 mg of pure **52** as a clear oil, 42 %.

7.3.4. Synthesis of of (2S)-2-[4-(isothiocyanatomethyl)-2-oxo-1-pyrrolidinyl]butanamide 49



In a 500 ml pressure jar, under inert atmosphere, 900 mg of 10 % Pd adsorbed on charcoal are suspended in 100 ml of ethanol. A solution of 8.7 g (38 mmoles) of (2S)-2-[4-(azidomethyl)-2-oxo-1-pyrrolidinyl]butanamide **32** in 150 ml of ethanol is added and the mixture is hydrogenated on a Parr hydrogenator at a maximum of 30 psi H₂ pressure for 2 hours. The mixture is degassed, filtered on a Celite/Norite pad, the residue washed with 2 x 100 ml EtOH and the combined filtrates concentrated to dryness, to give 7.93 g of crude **412**, 100 % yield, used as such in the next step. GC/MS : 199 (M⁺).

7.3.4.a. Synthesis of (2S)-2-[4-(isothiocyanatomethyl)-2-oxo-1-pyrrolidinyl]butanamide 49

In a 100 ml 3 necked flask, fitted with magnetic stirrer and reflux condenser under inert atmosphere, 4.5 g (22.7 mmoles, 1 eq) of thiocarbonylimidazole are dissolved in 25 ml of DMF and the mixture cooled down to 0 °C. 4.53 g (22.7 mmoles, 1 eq) of (2S)-2-[4-(aminomethyl)-2-oxo-1-pyrrolidinyl]butanamide **412** in 25 ml of DMF are added dropwise over 30 min, the mixture is stirred 3 hours at room temperature and left overnight. The mixture is concentrated to dryness, the residue is dissolved in 20 ml of toluene, concentrated again to dryness, and the residue is purified by Prep LC (350 g SiO₂ CH₂Cl₂/MeOH/NH₄OH, 93.4:6:0.6) to give 3.1 g of crude **49**. It is triturated in 20 ml of ether, filtered and the residue (1.9 g) crystallised from 15 ml of acetonitrile to give 1.2 g of pure **49** (22 %).

The compounds of formula I shown in the following Table may be prepared analogously or as otherwise described herein.

In the table, the stereochemical information is contained in the two columns headed 'configuration data'. The second column indicates whether a compound has no stereogenic center (ACHIRAL), is a pure enantiomer (PURE), a racemate (RAC) or is a mixture of two or more stereoisomers, possibly in unequal proportions (MIXT). The first column contains the stereochemical assignment for each recognised center, following the IUPAC numbering used in the preceding column. A number alone indicates the existence of both configurations at that center. A number followed by 'R' or 'S' indicates the known absolute configuration at that center. A number followed by '§' indicates the existence of only one but unknown absolute

configuration at that center. The letter (A, B, C, D) in front is a way of distinguishing the various enantiomers or racemates of the same structure.

In the table, the melting points are in most cases determined by the onset of the DSC curve.

- 5 When a visual (fusionometer) melting point is given, the value is in parenthesis.

In the table, the numbers in the column 'synthesis' refer to the synthesis actually used for the most important compounds. Slight variations might be needed to obtain analogous compounds. Such modifications are within the competence of any person well skilled in the art of organic synthesis.

Cmpd. number	IUPAC chemical name	Configuration data	Synthesis	Mp (°C)	LC/MS MH ⁺	RMN ¹ H
1	2-(4-ethyl-2-oxo-4-phenyl-1-pyrrolidiny)acetamide	4	RAC	(127-128)		
2	2-(2-oxo-4-phenyl-1-pyrrolidiny)acetamide	4	RAC	143.0		
3	2-(4-methyl-2-oxo-1-pyrrolidiny)acetamide	4	RAC	(116-120)		
4	2-(4-methyl-2-oxo-1-pyrrolidiny)propanamide	2,4	MIXT	(106-107)		
5	2-(4,4-dimethyl-2-oxo-1-pyrrolidiny)propanamide		ACHIRAL	(146-150)		
6	(2S)-2-[4-(hydroxymethyl)-2-oxo-1-pyrrolidiny]butanamide	A - 2S,4§	PURE	144.3		
7	(2S)-2-[4-(hydroxymethyl)-2-oxo-1-pyrrolidiny]butanamide	B - 2S,4§	PURE	116.0		
8	(2S)-2-[4-(bromomethyl)-2-oxo-1-pyrrolidiny]butanamide	A - 2S,4§	PURE	181.3		
9	(2S)-2-[4-(bromomethyl)-2-oxo-1-pyrrolidiny]butanamide	B - 2S,4§	PURE			[1]
10	(2S)-2-[4-(iodomethyl)-2-oxo-1-pyrrolidiny]butanamide	2S,4R	PURE	91.4		
11	methyl 1-[(1S)-1-(aminocarbonyl)propyl]-5-oxo-3-pyrrolidinecarboxylate	A - 1S,3§	PURE			[2]
12	methyl 1-[(1S)-1-(aminocarbonyl)propyl]-5-oxo-3-pyrrolidinecarboxylate	B - 1S,3§	PURE	104.0		
13	(2S)-2-[2-oxo-4-[(4-phenyl-1-piperazinyl)methyl]-1-pyrrolidiny]butanamide	A - 2S,3§	PURE	189.0		
14	(2S)-2-[2-oxo-4-[(4-phenyl-1-piperazinyl)methyl]-1-pyrrolidiny]butanamide	B - 2S,4§	PURE	202.0		
15	(2S)-2-[2-oxo-4-(1-pyrrolidiny)methyl]-1-pyrrolidiny]butanamide	A - 2S,4§	PURE	(99.3-100.4)		
16	(2S)-2-[2-oxo-4-(1-pyrrolidiny)methyl]-1-pyrrolidiny]butanamide	B - 2S,4§	PURE			[3]
17	(2S)-2-[2-oxo-4-(4-thiomorpholinylmethyl)-1-pyrrolidiny]butanamide	A - 2S,4§	PURE	120.0		
18	(2S)-2-[2-oxo-4-(phenoxymethyl)-1-pyrrolidiny]butanamide	A - 2S,4§	PURE	124.4		
19	(2S)-2-[4-[(isopropylsulfanyl)methyl]-2-oxo-1-pyrrolidiny]butanamide	B - 2S,4§	PURE			[4]
20	(2S)-2-(4-benzyl-2-oxo-1-pyrrolidiny)butanamide	A - 2S,4§	PURE	93.2		
21	(2S)-2-(4-benzyl-2-oxo-1-pyrrolidiny)butanamide	B - 2S,4§	PURE	144.9		
22	(2S)-2-(2-oxo-4-phenyl-1-pyrrolidiny)butanamide	A - 2S,4§	PURE	89		
23	(2S)-2-(2-oxo-4-phenyl-1-pyrrolidiny)butanamide	B - 2S,4§	PURE	92.4		
24	(2S)-2-[4-[(isopropylsulfanyl)methyl]-2-oxo-1-pyrrolidiny]butanamide	A - 2S,4§	PURE			[5]

25	(2S)-2-(4-isopropyl-2-oxo-1-pyrrolidiny)butanamide	A - 2S,4§	PURE		103.8	
26	(2S)-2-(4-isopropyl-2-oxo-1-pyrrolidiny)butanamide	B - 2S,4§	PURE		98.1	
27	(2S)-2-[4-(iodomethyl)-2-oxo-1-pyrrolidiny]butanamide	B - 2S,4§	PURE	7.1.1.	107.7	
28	2-(4-cyano-2-oxo-1-pyrrolidiny)butanamide	A - 2,4	RAC		211.4	
29	2-(4-cyano-2-oxo-1-pyrrolidiny)butanamide	B - 2,4	RAC		142.8	
30	(2S)-2-[4-(chloromethyl)-2-oxo-1-pyrrolidiny]butanamide	A - 2S,4§	PURE	7.1.1.	120.3	
31	{1-[(1S)-1-(aminocarbonyl)propyl]-5-oxo-3-pyrrolidiny]methyl 4-methylbenzenesulfonate	A - 1S,3§	PURE	7.2.1.	111.7	
32	(2S)-2-[(4R)-4-(azidomethyl)-2-oxopyrrolidiny]butanamide	2S,4R	PURE	7.2.2	84.8	
33	2-[4-(2,2-dibromovinyl)-2-oxo-1-pyrrolidiny]butanamide	2,4	MIXT	6.2.2. then 6.3.1.	134.8	
34	1-[(1S)-1-(aminocarbonyl)propyl]-5-oxo-3-pyrrolidinecarboxamide	A - 1S,3§	PURE		202.8	
35	(2S)-2-(4-methyl-2-oxo-1-pyrrolidiny)butanamide	A - 2S,4§	PURE	4.4	73.9	
36	(2S)-2-(4-methyl-2-oxo-1-pyrrolidiny)butanamide	B - 2S,4§	PURE	4.4	56.9	
37	{1-[(1S)-1-(aminocarbonyl)propyl]-5-oxo-3-pyrrolidiny]methyl methanesulfonate	A - 1S,3§	PURE			[6]
38	{1-[(1S)-1-(aminocarbonyl)propyl]-5-oxo-3-pyrrolidiny]methyl nitrate	A - 1S,3§	PURE	7.3.1.	135.0	
39	(2S)-2-[2-oxo-4-(1H-tetraazol-1-yl)methyl]-1-pyrrolidiny]butanamide	A - 2S,4§	PURE		181.9	
40	(2S)-2-[2-oxo-4-(1H-tetraazol-1-yl)methyl]-1-pyrrolidiny]butanamide	A - 2S,4§	PURE	7.2.1.	82.3	
41	2-(2-oxo-4-vinyl-1-pyrrolidiny)butanamide	2,4	MIXT	6.2.1 then 6.3.1	120.5	
42	(2S)-2-[4-(cyanomethyl)-2-oxo-1-pyrrolidiny]butanamide	A - 2S,4§	PURE		138.1	
43	2-[2-oxo-4-(phenylsulfonyl)methyl]-1-pyrrolidiny]butanamide	A - 2S,4§	PURE	7.2.2.		[7]
44	(2S)-2-[4-(fluoromethyl)-2-oxo-1-pyrrolidiny]butanamide	A - 2S,4§	PURE		87.1	
45	{1-[(1S)-1-(aminocarbonyl)propyl]-5-oxo-3-pyrrolidiny]methyl benzoate	A - 1S,3§	PURE		109.8	
46	(2S)-2-[(4R)-4-(2,2-dibromovinyl)-2-oxopyrrolidiny]butanamide	2S,4R	PURE	6.2.2 then 6.3.1	111.3	
47	(2S)-2-[(4S)-4-(2,2-dibromovinyl)-2-oxopyrrolidiny]butanamide	2S,4S	PURE	6.2.2 then 6.3.1	119.0	
48	1-[(1S)-1-(aminocarbonyl)propyl]-5-oxo-3-pyrrolidinecarboxylic acid	A - 1S,3§	PURE		152.4	
49	(2S)-2-[4-(isothiocyanatomethyl)-2-oxo-1-pyrrolidiny]butanamide	A - 2S,4§	PURE	7.3.4.a.	139.6	
50	(2S)-2-[4-(1,3,4-oxadiazol-2-yl)-2-oxo-1-pyrrolidiny]butanamide	A - 2S,4§	PURE			[8]
51	2-[2-oxo-4-(5-sulfanyl-1,3,4-oxadiazol-2-yl)-1-pyrrolidiny]butanamide	2,4	MIXT		172.8	

52	(2S)-2-[4-[(5-methyl-1H-1,2,3-triazol-1-yl)methyl]-2-oxo-1-pyrrolidiny]butanamide	A - 2S,4\$	PURE				[9]
53	2-[4-(3-methyl-1,2,4-thiadiazol-5-yl)-2-oxo-1-pyrrolidiny]butanamide	2,4	MIXT			128.2	
54	2-[4-(4-methyl-1,3-thiazol-2-yl)-2-oxo-1-pyrrolidiny]butanamide	2,4	MIXT			117.3	
55	(2S)-2-[2-oxo-4-(1H-1,2,4-triazol-1-yl)methyl]-1-pyrrolidiny]butanamide	A - 2S,4\$	PURE				[30]
56	2-[2-oxo-4-(1H-1,2,3-triazol-1-yl)methyl]-1-pyrrolidiny]butanamide	A - 2,4\$	MIXT			142.6	
57	2-[2-oxo-4-(1H-tetraazol-1-yl)-1-pyrrolidiny]butanamide	A - 2,4	RAC			228.2	
58	2-[4-(2-methyl-2H-tetraazol-5-yl)-2-oxo-1-pyrrolidiny]butanamide	A - 2,4	RAC			160.3	
59	2-[4-(1-methyl-1H-tetraazol-5-yl)-2-oxo-1-pyrrolidiny]butanamide	A - 2,4	RAC			169.2	
60	2-[4-(2-methyl-2H-tetraazol-5-yl)-2-oxo-1-pyrrolidiny]butanamide	B - 2,4	RAC			147.1	
61	2-[4-(1-methyl-1H-tetraazol-5-yl)-2-oxo-1-pyrrolidiny]butanamide	B - 2,4	RAC			192.8	
62	2-[4-(5-methyl-1,3-oxazol-2-yl)-2-oxo-1-pyrrolidiny]butanamide	A - 2,4	RAC			108.7	
63	2-[4-(5-methyl-1,3-oxazol-2-yl)-2-oxo-1-pyrrolidiny]butanamide	B - 2,4	RAC			167.8	
64	2-[2-oxo-4-(1,3-thiazol-2-yl)-1-pyrrolidiny]butanamide	2,4	MIXT	6.8.3. then 6.3.1.		94.3	
65	2-[2-oxo-4-(4H-1,2,4-triazol-4-yl)-1-pyrrolidiny]butanamide	A - 2,4	RAC			170.9	
66	2-[2-oxo-4-(4H-1,2,4-triazol-4-yl)-1-pyrrolidiny]butanamide	B - 2,4	RAC			186.1	
67	2-[2-oxo-4-(1H-tetraazol-1-yl)-1-pyrrolidiny]butanamide	B - 2,4	RAC			185.1	
68	(2S)-2-[4-(4-methoxyphenyl)-2-oxo-1-pyrrolidiny]butanamide	A - 2S,4\$	PURE			143.0	
69	(2S)-2-[4-(4-methoxyphenyl)-2-oxo-1-pyrrolidiny]butanamide	B - 2S,4\$	PURE			147.3	
70	2-[2-oxo-4-(3-pyridinylcarbonyl)-1-pyrrolidiny]butanamide	2,4	MIXT				[10]
71	(2S)-2-[2-oxo-4-(2-thienyl)-1-pyrrolidiny]butanamide	A - 2S,4\$	PURE	4.1.1. then 4.1.2		69.3	
72	(2S)-2-[2-oxo-4-(2-thienyl)-1-pyrrolidiny]butanamide	B - 2S,4\$	PURE	4.1.1. then 4.1.2		120.5	
73	(2S)-2-[4-(2-methoxyphenyl)-2-oxo-1-pyrrolidiny]butanamide	A - 2S,4\$	PURE	4.1.1 then 4.1.2.1. then 4.1.2.2.		112.0	
74	(2S)-2-[4-(4-nitrophenyl)-2-oxo-1-pyrrolidiny]butanamide	A - 2S,4\$	PURE	4.1.1. then 4.1.2.1. then 4.1.2.2.		150.2	
75	(2S)-2-[4-(3-methoxyphenyl)-2-oxo-1-pyrrolidiny]butanamide	B - 2S,4\$	PURE	4.1.1. then 4.2.1.1. then 4.2.1.2.		91.3	

76	(2S)-2-[4-(4-nitrophenyl)-2-oxo-1-pyrrolidiny]butanamide	B - 2S,4\$	PURE		146.5		
77	(2S)-2-[4-(3-methoxyphenyl)-2-oxo-1-pyrrolidiny]butanamide	A - 2S,4\$	PURE		73.7		
78	(2S)-2-[4-(2-methoxyphenyl)-2-oxo-1-pyrrolidiny]butanamide	B - 2S,4\$	PURE		115.0		
79	(2S)-2-[4-(4-aminophenyl)-2-oxo-1-pyrrolidiny]butanamide	A - 2S,4\$	PURE		129.0		
80	2-[2-oxo-4-[(E)-2-phenylethenyl]-1-pyrrolidiny]butanamide	2,4	MIXT		100.2		
81	(2S)-2-[4-(4-azidophenyl)-2-oxo-1-pyrrolidiny]butanamide	A - 2S,4\$	PURE	4.2.2.	91.4		
82	(2S)-2-[4-(4-azidophenyl)-2-oxo-1-pyrrolidiny]butanamide	B - 2S,4\$	PURE		96.6		
83	(2S)-2-[2-oxo-4-(3-thienyl)-1-pyrrolidiny]butanamide	A - 2S,4\$	PURE	4.1.1. then 4.1.2.	(93-95)		
84	(2R)-2-[2-oxo-4-(2-thienyl)-1-pyrrolidiny]butanamide	B - 2R,4\$	PURE		84.0		
85	(2R)-2-[2-oxo-4-(2-thienyl)-1-pyrrolidiny]butanamide	A - 2R,4\$	PURE		120.4		
86	(2S)-2-[4-(3-azidophenyl)-2-oxo-1-pyrrolidiny]butanamide	A - 2S,4\$	PURE	4.2.2.	94.5		
87	(2S)-2-[4-(3-azidophenyl)-2-oxo-1-pyrrolidiny]butanamide	B - 2S,4\$	PURE	4.2.2.	98.0		
88	(2S)-2-[2-oxo-4-(3-thienyl)-1-pyrrolidiny]butanamide	B - 2S,4\$	PURE	4.1.1. then 4.1.2			[11]
89	(2S)-2-[4-(4-aminophenyl)-2-oxo-1-pyrrolidiny]butanamide	B - 2S,4\$	PURE	4.1.1. then 4.2.1.1. then 4.2.1.2.			[12]
90	(2S)-2-[4-(3-aminophenyl)-2-oxo-1-pyrrolidiny]butanamide	A - 2S,4\$	PURE				[13]
91	(2S)-2-[4-(3-aminophenyl)-2-oxo-1-pyrrolidiny]butanamide	B - 2S,4\$ (1 HCl)	PURE		226.4		
92	(2S)-2-[4-(4S)-2-oxo-4-vinylpyrrolidiny]butanamide	2S,4S	PURE	6.2.1 then 6.3.1.	79.0		
93	(2S)-2-[4(R)-2-oxo-4-vinylpyrrolidiny]butanamide	2S,4R	PURE	6.2.1. then 6.3.1.	68.3		
94	2-[4-(2-bromophenyl)-2-oxo-1-pyrrolidiny]butanamide	A - 2S,4\$	PURE		129.4		
95	2-[4-(2-bromophenyl)-2-oxo-1-pyrrolidiny]butanamide	B - 2S,4\$	PURE	1.1.1. then 1.2.1. then 1.2.2.	165.4		
96	2-[2-oxo-4-(3-pyridinyl)-1-pyrrolidiny]butanamide	2,4	MIXT	3.1.1.a. to 3.1.1.g.	104.3		
97	2-[4-(1-oxido-3-pyridinyl)-2-oxo-1-pyrrolidiny]butanamide	2,4	MIXT		217.4		
98	(2S)-2-(4-[1,1'-biphenyl]-4-yl-2-oxo-1-pyrrolidiny]butanamide	A - 2S,4\$	PURE	4.1.1 then 4.1.2.1. then 4.1.2.2.			[14]
99	(2S)-2-(4-[1,1'-biphenyl]-4-yl-2-oxo-1-pyrrolidiny]butanamide	B - 2S,4\$	PURE				[15]

100	(2S)-2-[4-[(methylsulfanyl)methyl]-2-oxo-1-pyrrolidiny]]butanamide	A - 2S,4S	PURE	7.2.2.		[16]
101	(2S)-2-[4-(1-naphthyl)-2-oxo-1-pyrrolidiny]]butanamide	A - 2S,4S	PURE		172.7	
102	(2S)-2-[4-(1-naphthyl)-2-oxo-1-pyrrolidiny]]butanamide	B - 2S,4S	PURE		135.7	
103	2-[4-(iodomethyl)-2-oxo-1-pyrrolidiny]]butanamide	2,4	MIXT	7.1.1.	171.7	
104	2-[4-(chloromethyl)-2-oxo-1-pyrrolidiny]]butanamide	2,4	MIXT		166.6	
105	(2S)-2-[(4R)-4-(iodomethyl)-2-oxo-1-pyrrolidiny]]pentanamide	A - 2S,4R	PURE	7.1.1.	161.7	
106	(2S)-2-[(4S)-4-(iodomethyl)-2-oxo-1-pyrrolidiny]]pentanamide	B - 2S,4S	PURE		119.4	
107	(2S)-2-[4-(3-amino-2,4,6-tribromophenyl)-2-oxo-1-pyrrolidiny]]butanamide	A - 2S,4S	PURE			[17]
108	(2S)-2-(4-hexyl-2-oxo-1-pyrrolidiny)]butanamide	A - 2,4	RAC			255
109	(2S)-2-(4-hexyl-2-oxo-1-pyrrolidiny)]butanamide	B - 2,4	RAC			255
110	(2S)-2-[(4R)-4-(iodomethyl)-2-oxopyrrolidiny]]propanamide	2S,4R	PURE	7.1.1.	147	
111	(2S)-2-[(4S)-4-(iodomethyl)-2-oxopyrrolidiny]]propanamide	2S,4S	PURE	7.1.1.	116.3	
112	2-(4-hexyl-2-oxo-1-pyrrolidiny)]propanamide	A - 2,4	RAC			241
113	2-(4-hexyl-2-oxo-1-pyrrolidiny)]propanamide	B - 2,4	RAC			241
114	2-(4-hexyl-2-oxo-1-pyrrolidiny)]tetradecanamide	A - 2,4	RAC			395
115	2-(4-hexyl-2-oxo-1-pyrrolidiny)]tetradecanamide	B - 2,4	RAC			395
116	2-(4-hexyl-2-oxo-1-pyrrolidiny)]hexanamide	A - 2,4	RAC			283
117	2-(4-hexyl-2-oxo-1-pyrrolidiny)]pentanamide	B - 2,4	RAC			269
118	2-(4-hexyl-2-oxo-1-pyrrolidiny)]heptanamide	2,4	MIXT			297
119	2-(2-oxo-4-propyl-1-pyrrolidiny)]propanamide	2,4	MIXT	3.1.1.a. to 3.1.1.g.		199
120	2-(2-oxo-4-propyl-1-pyrrolidiny)]octanamide	2,4	MIXT			269
121	2-(2-oxo-4-propyl-1-pyrrolidiny)]hexanamide	2,4	MIXT			241
122	2-(2-oxo-4-propyl-1-pyrrolidiny)]hexanamide	2,4	MIXT			241
123	2-(2-oxo-4-propyl-1-pyrrolidiny)]hexanamide	2,4	MIXT			227
124	2-(2-oxo-4-propyl-1-pyrrolidiny)]pentanamide	2,4	MIXT			227
125	2-(2-oxo-4-propyl-1-pyrrolidiny)]heptanamide	2,4	MIXT			255
126	2-(2-oxo-4-propyl-1-pyrrolidiny)]heptanamide	2,4	MIXT			255

127	2-(2-oxo-4-propyl-1-pyrrolidinyl)butanamide	A - 2,4	RAC	3.1.1.a. to 3.1.1.g.	213	
128	2-(2-oxo-4-propyl-1-pyrrolidinyl)acetamide	4	RAC		185	
129	(2S)-2-{4-[(methylsulfonyl)methyl]-2-oxo-1-pyrrolidinyl}butanamide	A - 2S,4§	PURE	134.5		
130	2-(2-oxo-4-propyl-1-pyrrolidinyl)-2-phenylacetamide	A - 2,4	RAC		261	
131	2-(2-oxo-4-propyl-1-pyrrolidinyl)-2-phenylacetamide	B - 2,4	RAC		261	
132	2-(2-oxo-4-pentyl-1-pyrrolidinyl)tridecanamide	2,4	MIXT		381	
133	2-(2-oxo-4-pentyl-1-pyrrolidinyl)octanamide	A - 2,4	RAC		297	
134	2-(2-oxo-4-pentyl-1-pyrrolidinyl)octanamide	B - 2,4	RAC		297	
135	2-(2-oxo-4-pentyl-1-pyrrolidinyl)hexanamide	A - 2,4	RAC		269	
136	2-(2-oxo-4-pentyl-1-pyrrolidinyl)hexanamide	B - 2,4	RAC		269	
137	2-(2-oxo-4-pentyl-1-pyrrolidinyl)pentanamide	A - 2,4	RAC		255	
138	2-(2-oxo-4-pentyl-1-pyrrolidinyl)pentanamide	B - 2,4	RAC		255	
139	2-(2-oxo-4-pentyl-1-pyrrolidinyl)heptanamide	2,4	MIXT		284	
140	2-(2-oxo-4-pentyl-1-pyrrolidinyl)-2-phenylacetamide	2,4	MIXT		289	
141	2-(2-oxo-4-pentyl-1-pyrrolidinyl)butanamide	A - 2,4	RAC		241	
142	2-(2-oxo-4-pentyl-1-pyrrolidinyl)butanamide	B - 2,4	RAC	3.1.1.a. to 3.1.1.g.	241	
143	2-(2-oxo-4-pentyl-1-pyrrolidinyl)acetamide	4	RAC		213	
144	(2S)-2-[(4R)-4-(iodomethyl)-2-oxopyrrolidinyl]-N,N-dimethylbutanamide	2S,4R	PURE	53.8		
145	(2S)-2-[(4S)-4-(iodomethyl)-2-oxopyrrolidinyl]-N,N-dimethylbutanamide	2S,4S	PURE	94.8		
146	(2S)-2-[(4R)-4-(iodomethyl)-2-oxopyrrolidinyl]-N-methylbutanamide	2S,4R	PURE	66.6		
147	2-[4-(1,3-benzodioxol-5-yl)-2-oxo-1-pyrrolidinyl]butanamide	2,4	MIXT	7.1.1.	291	
148	(2S)-2-(4-neopentyl-2-oxo-1-pyrrolidinyl)butanamide	A - 2S,4§	PURE	187.0		
149	(2S)-2-(4-neopentyl-2-oxo-1-pyrrolidinyl)butanamide	B - 2S,4§	PURE	155.7		
150	(2S)-2-{4-[(methylsulfonyl)methyl]-2-oxo-1-pyrrolidinyl}butanamide	A - 2S,4§	PURE			[18]
151	(2S)-2-(4-ethyl-2-oxo-1-pyrrolidinyl)butanamide	A - 2S,4§	PURE			[19]
152	(2S)-2-(4-ethyl-2-oxo-1-pyrrolidinyl)butanamide	B - 2S,4§	PURE			[20]

153	2-[4-[(benzyloxy)methyl]-2-oxo-1-pyrrolidiny]butanamide	A - 2,4	RAC		101.8	
154	2-[4-[(benzyloxy)methyl]-2-oxo-1-pyrrolidiny]butanamide	B - 2,4	RAC		119.1	
155	(2S)-2-[(4S)-4-(iodomethyl)-2-oxopyrrolidiny]-N-methylbutanamide	2S,4S	PURE			[21]
156	2-[4-(2,2-difluorovinyl)-2-oxo-1-pyrrolidiny]butanamide	2,4	MIXT	6.2.3. then 6.3.1.	127.2	
157	2-[4-(2,2-difluoroethyl)-2-oxo-1-pyrrolidiny]butanamide	2,4	MIXT		136.8	
158	(2S)-2-[(4S)-2-oxo-4-propylpyrrolidiny]butanamide	2S,4S	PURE	2.5.	82.1	
159	(2S)-2-[(4R)-2-oxo-4-propylpyrrolidiny]butanamide	2S,4R	PURE	2.5.	74.3	
160	2-[2-oxo-4-(trifluoromethyl)-1-pyrrolidiny]butanamide	A - 2,4	RAC		121.3	
161	2-[2-oxo-4-(trifluoromethyl)-1-pyrrolidiny]butanamide	B - 2,4	RAC		180.3	
162	2-[4-(Z)-2-fluoroethyl]-2-oxo-1-pyrrolidiny]butanamide	2,4	MIXT	6.2.4. then 6.3.1.	105.0	
163	2-[4-(2-methyl-1-propenyl)-2-oxo-1-pyrrolidiny]butanamide	2,4	MIXT	6.2.1. then 6.3.2.	118.1	
164	2-(4-butyl-2-oxo-1-pyrrolidiny)butanamide	2,4	MIXT	2.1.1. then 2.2.	108.8	
165	2-[4-(cyclopropylmethyl)-2-oxo-1-pyrrolidiny]butanamide	2,4	MIXT	2.1.2. then 2.2.		[22]
166	2-(4-isobutyl-2-oxo-1-pyrrolidiny)butanamide	2,4	MIXT	6.2.1. then 6.5. then 6.3.1.	120.2	
167	2-[4-(2-chloro-6-fluorophenyl)-2-oxo-1-pyrrolidiny]butanamide	2,4	MIXT		299 / 301	
168	2-[4-(2-naphthyl)-2-oxo-1-pyrrolidiny]butanamide	2,4	MIXT		297	
169	2-[4-(4-chlorophenyl)-2-oxo-1-pyrrolidiny]butanamide	2,4	MIXT	3.1.1.a. to 3.1.1.g.	281	
170	2-[4-(3-chlorophenyl)-2-oxo-1-pyrrolidiny]butanamide	2,4	MIXT	3.1.1.a. to 3.1.1.g.		
171	2-[2-oxo-4-[2-(trifluoromethyl)phenyl]-1-pyrrolidiny]butanamide	2,4	MIXT	3.1.1.a. to 3.1.1.g.	315	
172	2-[4-(4-methylphenyl)-2-oxo-1-pyrrolidiny]butanamide	2,4	MIXT		261	
173	2-[4-(2-fluorophenyl)-2-oxo-1-pyrrolidiny]butanamide	2,4	MIXT	3.1.1.a. to 3.1.1.g.		
174	2-[4-(3-methylphenyl)-2-oxo-1-pyrrolidiny]butanamide	2,4	MIXT	3.1.1.a. to 3.1.1.g.		
175	(2S)-2-[2-oxo-4-(2-phenylethyl)-1-pyrrolidiny]butanamide	B - 2S,4S	PURE	1.1.2. then 1.2.1 then 1.2.3.	89.5	
176	(2S)-2-[2-oxo-4-(2-phenylethyl)-1-pyrrolidiny]butanamide	A - 2S,4S	PURE	1.1.2. then 1.2.1 then 1.2.3.	100.2	

177	2-(4-hexyl-2-oxo-1-pyrrolidinyloctanamide	2,4	MIXT			311
178	2-(4-hexyl-2-oxo-1-pyrrolidinylohexanamide	B - 2,4	RAC			283
179	2-(4-hexyl-2-oxo-1-pyrrolidinylopentanamide	A - 2,4	RAC			269
180	(2S)-2-[4-(3-bromophenyl)-2-oxo-1-pyrrolidinyloctanamide	A - 2S,4§	PURE	1.1.2.ii then 1.2.1. then 1.2.2.	99.6	
181	(2S)-2-[4-(3-bromophenyl)-2-oxo-1-pyrrolidinyloctanamide	B - 2S,4§	PURE	1.1.2.ii then 1.2.1. then 1.2.2.	116.9	
182	2-[4-[3,5-bis(trifluoromethyl)phenyl]-2-oxo-1-pyrrolidinyloctanamide	A - 2§,4§	PURE	3.1.1.a. to 3.1.1.g.	97.2	
183	2-[4-[3,5-bis(trifluoromethyl)phenyl]-2-oxo-1-pyrrolidinyloctanamide	B - 2§,4§	PURE		97.2	
184	2-[4-[3,5-bis(trifluoromethyl)phenyl]-2-oxo-1-pyrrolidinyloctanamide	C - 2§,4§	PURE		148.6	
185	2-[4-[3,5-bis(trifluoromethyl)phenyl]-2-oxo-1-pyrrolidinyloctanamide	D - 2§,4§	PURE	3.1.1.a. to 3.1.1.g.	148.6	
186	2-[4-(3,4-dichlorophenyl)-2-oxo-1-pyrrolidinyloctanamide	A - 2§,4§	PURE		177.9	
187	2-[4-(3,4-dichlorophenyl)-2-oxo-1-pyrrolidinyloctanamide	B - 2§,4§	PURE	3.1.1.a. to 3.1.1.g.	177.9	
188	2-[4-(2,4-dichlorophenyl)-2-oxo-1-pyrrolidinyloctanamide	A - 2,4	RAC	3.1.1.a. to 3.1.1.g.	154.7	
189	2-[4-(2,4-dichlorophenyl)-2-oxo-1-pyrrolidinyloctanamide	B - 2,4	RAC		178.7	
190	(2S)-2-[4-(3,5-dibromophenyl)-2-oxo-1-pyrrolidinyloctanamide	B - 2S,4§	PURE	3.1.1.a. to 3.1.1.g.	201.4	
191	2-(2-oxo-4-{3-[(trifluoromethyl)sulfonyl]phenyl}-1-pyrrolidinyloctanamide	A - 2§,4§	PURE		138.0	
192	2-(2-oxo-4-{3-[(trifluoromethyl)sulfonyl]phenyl}-1-pyrrolidinyloctanamide	B - 2§,4§	PURE		137.4	
193	2-(2-oxo-4-{3-[(trifluoromethyl)sulfonyl]phenyl}-1-pyrrolidinyloctanamide	C - 2§,4§	PURE		84.4	
194	2-(2-oxo-4-{3-[(trifluoromethyl)sulfonyl]phenyl}-1-pyrrolidinyloctanamide	D - 2§,4§	PURE		83.8	
195	2-[4-(2-furyl)-2-oxo-1-pyrrolidinyloctanamide	A - 2,4	RAC	3.1.1.a. to 3.1.1.g.		[23]
196	2-[4-(2-furyl)-2-oxo-1-pyrrolidinyloctanamide	B - 2,4	RAC	3.1.1.a. to 3.1.1.g.		[24]
197	(2S)-2-[2-oxo-4-(3-phenylpropyl)-1-pyrrolidinyloctanamide	2S,4	MIXT	1.1.2. then 1.2.1. then 1.2.3.	92.5	
198	(2S)-2-[4-(3,5-dibromophenyl)-2-oxo-1-pyrrolidinyloctanamide	A - 2S,4§	PURE	1.1.2.ii then 1.2.1. then 1.2.2.	118.6	
199	2-[4-(3,4-dichlorophenyl)-2-oxo-1-pyrrolidinyloctanamide	C - 2§,4§	PURE		153.8	

200	2-[4-(3,4-dichlorophenyl)-2-oxo-1-pyrrolidinyl]butanamide	D - 2\$,4\$	PURE	3.1.1.a. to 3.1.1.g.	154.4	
201	2-(2-oxo-4-propyl-1-pyrrolidinyl)butanamide	2,4	MIXT	3.1.1.a. to 3.1.1.g.	99.8	
202	2-[4-(3-chlorophenyl)-2-oxo-1-pyrrolidinyl]butanamide	C - 2\$,4\$	PURE		111.8	
203	2-[4-(3-chlorophenyl)-2-oxo-1-pyrrolidinyl]butanamide	B - 2\$,4\$	PURE		113.2	
204	2-[4-(3-chlorophenyl)-2-oxo-1-pyrrolidinyl]butanamide	A - 2\$,4\$	PURE	3.1.1.a. to 3.1.1.g.	113.4	
205	2-[4-(3-chlorophenyl)-2-oxo-1-pyrrolidinyl]butanamide	D - 2\$,4\$	PURE	3.1.1.a. to 3.1.1.g.	113.4	
206	2-(4-ethynyl-2-oxo-1-pyrrolidinyl)butanamide	A - 2S,4\$	PURE		147	
207	2-(4-ethynyl-2-oxo-1-pyrrolidinyl)butanamide	B - 2S,4\$	PURE	6.4	115.2	
208	2-[4-(2-fluorophenyl)-2-oxo-1-pyrrolidinyl]butanamide	A - 2\$,4\$	PURE		120.7	
209	2-[4-(2-fluorophenyl)-2-oxo-1-pyrrolidinyl]butanamide	C - 2\$,4\$	PURE	3.1.1.a. to 3.1.1.g.	123.7	
210	2-[4-(2-fluorophenyl)-2-oxo-1-pyrrolidinyl]butanamide	B - 2\$,4\$	PURE		154.26	
211	2-[4-(2-fluorophenyl)-2-oxo-1-pyrrolidinyl]butanamide	D - 2\$,4\$	PURE	3.1.1.a. to 3.1.1.g.	150.9	
212	(2S)-2-[4-(cyclopropylmethyl)-2-oxo-1-pyrrolidinyl]butanamide	A - 2S,4\$	PURE	2.1.2. then 2.2.	104.4	
213	(2S)-2-[(4S)-4-(2,2-difluorovinyl)-2-oxopyrrolidinyl]butanamide	2S,4S	PURE	6.2.3. then 6.3.1.	76.1	
214	(2S)-2-[2-oxo-4-(3,3,3-trifluoropropyl)-1-pyrrolidinyl]butanamide	A - 2S,4\$	PURE	2.1.1. then 2.2.	120.9	
215	(2S)-2-[2-oxo-4-(3,3,3-trifluoropropyl)-1-pyrrolidinyl]butanamide	B - 2S,4\$	PURE	2.1.1. then 2.2.	115.9	
216	2-[4-(3-methylphenyl)-2-oxo-1-pyrrolidinyl]butanamide	A - 2\$,4\$	PURE			[25]
217	2-[4-(3-methylphenyl)-2-oxo-1-pyrrolidinyl]butanamide	C - 2\$,4\$	PURE			[26]
218	2-[4-(3-methylphenyl)-2-oxo-1-pyrrolidinyl]butanamide	B - 2\$,4\$	PURE		84.26	
219	2-[4-(3-methylphenyl)-2-oxo-1-pyrrolidinyl]butanamide	D - 2\$,4\$	PURE	3.1.1.a. to 3.1.1.g.	79.4	
220	2-[2-oxo-4-(5-pyrimidinyl)-1-pyrrolidinyl]butanamide	2,4	MIXT			[27]
221	(2S)-2-[4-(cyclopropylmethyl)-2-oxo-1-pyrrolidinyl]butanamide	B - 2S,4\$	PURE	2.1.2. then 2.2.	93.9	
222	(2S)-2-[(4R)-4-(2,2-difluorovinyl)-2-oxopyrrolidinyl]butanamide	2S,4R	PURE	6.2.3. then 6.3.1.	104	
223	(2S)-2-[2-oxo-4-(1H-pyrrrol-1-yl)-1-pyrrolidinyl]butanamide	B - 2S,4\$	PURE	5.8.		[28]
224	(2S)-2-(4-allyl-2-oxo-1-pyrrolidinyl)butanamide	B - 2S,4\$	PURE	2.1.2.ii then 2.2.	69.2	

225	(2S)-2-[4-(2-iodopropyl)-2-oxo-1-pyrrolidiny]butanamide	A - 2S,4§	PURE	2.1.2.ii then 2.2.	165.4	
226	(2S)-2-[4-(2-iodopropyl)-2-oxo-1-pyrrolidiny]butanamide	B - 2S,4§	PURE	2.1.2.ii then 2.2.	171.1	
227	(2S)-2-[4-(methoxymethyl)-2-oxo-1-pyrrolidiny]butanamide	B - 2S,4§	PURE			[29]
228	(2S)-2-(4-allyl-2-oxo-1-pyrrolidiny)butanamide	A - 2S,4§	PURE	2.1.2.ii then 2.2.	58.3	
229	(2S)-2-[2-oxo-4-(2-oxopropyl)-1-pyrrolidiny]butanamide	A - 2S,4§	PURE	2.3.	90.6	
230	(2S)-2-[2-oxo-4-(2-oxopropyl)-1-pyrrolidiny]butanamide	B - 2S,4§	PURE		129.5	
231	(2S)-2-[(4S)-4-(2-hydroxypropyl)-2-oxopyrrolidiny]butanamide	A - 2S,4S,2§	PURE		139.4	
232	(2S)-2-[(4S)-4-(2-hydroxypropyl)-2-oxopyrrolidiny]butanamide	B - 2S,4S,2§	PURE		106.2	
233	(2S)-2-[(4R)-4-(2-hydroxypropyl)-2-oxopyrrolidiny]butanamide	B - 2S,4R,2§	PURE		133.0	
234	(2S)-2-[4-(2-bromo-1H-pyrrol-1-yl)-2-oxo-1-pyrrolidiny]butanamide	B - 2S,4§	PURE	5.7		[31]
235	2-[4-(3-azido-2,4,6-trifluorophenyl)-2-oxo-1-pyrrolidiny]butanamide	A - 2,4	RAC			[32]
236	2-[4-(3-azido-2,4,6-trifluorophenyl)-2-oxo-1-pyrrolidiny]butanamide	B - 2,4	RAC			[33]
237	(2S)-2-[4-(2,5-dibromo-1H-pyrrol-1-yl)-2-oxo-1-pyrrolidiny]butanamide	B - 2S,4§	PURE			[34]
238	(2R)-2-[(4S)-2-oxo-4-propylpyrrolidiny]butanamide	2R,4S	PURE		74.9	
239	(2R)-2-[(4R)-2-oxo-4-propylpyrrolidiny]butanamide	2R,4R	PURE		84.8	
240	2-(4-ethyl-2-oxo-4-phenyl-1-pyrrolidiny)butanamide	A - 2§,4§	PURE		137.2	
241	2-(4-ethyl-2-oxo-4-phenyl-1-pyrrolidiny)butanamide	B - 2§,4§	PURE		137.3	
242	2-(4-ethyl-2-oxo-4-phenyl-1-pyrrolidiny)butanamide	C - 2§,4§	PURE		112	
243	2-(4-ethyl-2-oxo-4-phenyl-1-pyrrolidiny)butanamide	D - 2§,4§	PURE		112.2	
244	(2R)-2-[4-(methoxymethyl)-2-oxo-1-pyrrolidiny]butanamide	A - 2R,4§	PURE		73.5	
245	2-[4-(methoxymethyl)-2-oxo-1-pyrrolidiny]butanamide	A - 2§,4§	PURE		58.6	
246	2-[4-(methoxymethyl)-2-oxo-1-pyrrolidiny]butanamide	B - 2§,4§	PURE		59.7	
247	2-[4-[3-(cyclopentyloxy)-4-methoxyphenyl]-2-oxo-1-pyrrolidiny]butanamide	2,4	MIXT			361
248	2-[4-[3-(cyclopentyloxy)-4-methoxyphenyl]-2-oxo-1-pyrrolidiny]butanamide	2,4	MIXT			361
249	(2S)-2-[(4R)-4-(2-hydroxypropyl)-2-oxopyrrolidiny]butanamide	A - 2S,4R,2§	PURE			229

250	(2S)-2-(4-methyl-2-oxo-4-propyl-1-pyrrolidiny)butanamide	A - 2S,4§	PURE	2.1.2. then 2.2.	133.3	
251	(2R)-2-[4-(2,2-dichlorovinyl)-2-oxo-1-pyrrolidiny]butanamide	A - 2S,4§	PURE	6.2.2. then 6.3.1.	68.2	
252	(2R)-2-[4-(2,2-dichlorovinyl)-2-oxo-1-pyrrolidiny]butanamide	B - 2S,4§	PURE	6.2.2. then 6.3.1.	96.4	
253	2-(4-ethyl-4-methyl-2-oxo-1-pyrrolidiny)butanamide	A - 2S,4§	PURE		66.4	
255	2-(4-ethyl-4-methyl-2-oxo-1-pyrrolidiny)butanamide	B - 2S,4§	PURE		127.6	
256	(2S)-2-(2-oxo-4,4-dipropyl-1-pyrrolidiny)butanamide	2S	PURE		116.6	
257	2-(3,3-dimethyl-2-oxo-4-phenyl-1-pyrrolidiny)butanamide	A - 2§,4§	PURE		100	
258	2-(3,3-dimethyl-2-oxo-4-phenyl-1-pyrrolidiny)butanamide	B - 2§,4§	PURE		100.8	
259	2-(3,3-dimethyl-2-oxo-4-phenyl-1-pyrrolidiny)butanamide	C-2§,4§	PURE		84.2	
260	2-(3,3-dimethyl-2-oxo-4-phenyl-1-pyrrolidiny)butanamide	D-2§,4§	PURE		87.8	
261	(2S)-2-(4-methyl-2-oxo-4-propyl-1-pyrrolidiny)butanamide	B - 2S,4§	PURE		65.1	
262	(2S)-2-(3-benzyl-2-oxo-1-pyrrolidiny)butanamide	A - 2S,3§	PURE		261	
263	(2R)-2-(3-benzyl-2-oxo-1-pyrrolidiny)butanamide	B - 2S,3§	PURE		53.5	
264	2-[4-(bromoethynyl)-2-oxo-1-pyrrolidiny]butanamide	2,4§	MIXT	6.4.1.	173.2	
265	2-[(4S)-4-(2,2-difluoropropyl)-2-oxopyrrolidiny]butanamide	2,4S	MIXT	2.4.2.	110.9	
266	(2S)-2-[4-(5-amino-2,4-dibromophenyl)-2-oxo-1-pyrrolidiny]butanamide	A - 2S,4§	PURE		418/420/ 422	
267	(2S)-2-[4-(bromoethynyl)-2-oxo-1-pyrrolidiny]butanamide	A - 2S,4§	PURE	6.4.1.	103.9	
268	(2S)-2-[4-(2,2-difluorovinyl)-2-oxopyrrolidin-1-yl]butanoic acid	B - 2S,4§	PURE		87.4	
269	(2S)-2-(4-ethynyl-2-oxo-1-pyrrolidiny)butanamide	A - 2S,4§	PURE	6.4.1.	146.6	
270	(2S)-2-(3,3-diethyl-2-oxo-1-pyrrolidiny)butanamide	2S	PURE		227	
271	2-(3-benzyl-3-methyl-2-oxo-1-pyrrolidiny)butanamide	A - 2,3§	MIXT		118	
272	2-(3-benzyl-3-methyl-2-oxo-1-pyrrolidiny)butanamide	B - 2,3§	MIXT		275	
273	(2S)-2-(3-benzyl-3-methyl-2-oxo-1-pyrrolidiny)butanamide	A - 2S,3§	PURE		56.8	
274	2-[4-(5-methyl-2-thienyl)-2-oxo-1-pyrrolidiny]butanamide					
275	2-[4-(5-acetyl-2-thienyl)-2-oxo-1-pyrrolidiny]butanamide					
276	2-[4-(5-cyano-2-thienyl)-2-oxo-1-pyrrolidiny]butanamide					
277	2-[4-(3-bromo-2-thienyl)-2-oxo-1-pyrrolidiny]butanamide					
278	2-[4-(4-methyl-2-thienyl)-2-oxo-1-pyrrolidiny]butanamide					

279	(2S)-2-[2-oxo-4-(3,3,3-trifluoro-1-propenyl)-1-pyrrolidinyl]butanamide						
280	(2S)-2-[2-oxo-4-(1-propenyl)-1-pyrrolidinyl]butanamide						
281	(2S)-2-[4-(cyclopropylethynyl)-2-oxo-1-pyrrolidinyl]butanamide						
282	(2S)-2-[4-(3-methyl-1-butynyl)-2-oxo-1-pyrrolidinyl]butanamide						
283	(2S)-2-[4-(1-butynyl)-2-oxo-1-pyrrolidinyl]butanamide						
284	3-methyl-2-(2-oxo-4-propyl-1-pyrrolidinyl)-3-sulfanylbutanamide	2,4	MIXT	1.3.1. then 1.3.2.		259	
285	5-[[amino(imino)methyl]amino]-2-(2-oxo-4-propyl-1-pyrrolidinyl)pentanamide	2,4	MIXT	1.3.1. then 1.3.2.		284	
286	4-(dimethylamino)benzyl 5-amino-5-oxo-4-(2-oxo-4-propyl-1-pyrrolidinyl)pentanoate	4,4	MIXT	1.3.1. then 1.3.2.		257	
287	3-(1-benzyl-1H-imidazol-4-yl)-2-(2-oxo-4-propyl-1-pyrrolidinyl)propanamide	2,4	MIXT	1.3.1. then 1.3.2.		355	
288	3-(1H-imidazol-4-yl)-2-(2-oxo-4-propyl-1-pyrrolidinyl)propanamide	2,4	MIXT	1.3.1. then 1.3.2.		265	
289	2-(2-oxo-4-propyl-1-pyrrolidinyl)-3-(3-pyridinyl)propanamide	2,4	MIXT	1.3.1. then 1.3.2.		276	
290	2-(2-oxo-4-propyl-1-pyrrolidinyl)-3-(3-thienyl)propanamide	2,4	MIXT	1.3.1. then 1.3.2.		281	
291	3-(benzyloxy)-2-(2-oxo-4-propyl-1-pyrrolidinyl)butanamide	2,4	MIXT	1.3.1. then 1.3.2.		319	
292	3-(benzyloxy)-2-(2-oxo-4-propyl-1-pyrrolidinyl)propanamide	2,4	MIXT	1.3.1. then 1.3.2.		305	
293	4-hydroxy-2-(2-oxo-4-propyl-1-pyrrolidinyl)butanamide	2,4	MIXT	1.3.1. then 1.3.2.		229	
294	3-hydroxy-2-(2-oxo-4-propyl-1-pyrrolidinyl)propanamide	2,4	MIXT	1.3.1. then 1.3.2.		215	
295	3-(ethylsulfanyl)-2-(2-oxo-4-propyl-1-pyrrolidinyl)propanamide	2,4	MIXT	1.3.1. then 1.3.2.		259	
296	3-(benzylsulfanyl)-2-(2-oxo-4-propyl-1-pyrrolidinyl)propanamide	2,4	MIXT	1.3.1. then 1.3.2.		321	
297	3-[[4-methoxybenzyl]sulfanyl]-2-(2-oxo-4-propyl-1-pyrrolidinyl)propanamide	2,4	MIXT	1.3.1. then 1.3.2.		351	
298	3-(tert-butylsulfanyl)-2-(2-oxo-4-propyl-1-pyrrolidinyl)propanamide	2,4	MIXT	1.3.1. then 1.3.2.		319	
299	3-(tert-butylsulfanyl)-2-(2-oxo-4-propyl-1-pyrrolidinyl)propanamide	2,4	MIXT	1.3.1. then 1.3.2.		287	
300	4-(methylsulfanyl)-2-(2-oxo-4-propyl-1-pyrrolidinyl)butanamide	2,4,4	MIXT	1.3.1. then 1.3.2.		275	
301	4-(methylsulfanyl)-2-(2-oxo-4-propyl-1-pyrrolidinyl)butanamide	2,4	MIXT	1.3.1. then 1.3.2.		291	
302	3-[[[acetylamino)methyl]sulfanyl]-2-(2-oxo-4-propyl-1-pyrrolidinyl)propanamide	2,4	MIXT	1.3.1. then 1.3.2.		302	
303	3-cyclohexyl-2-(2-oxo-4-propyl-1-pyrrolidinyl)propanamide	2,4	MIXT	1.3.1. then 1.3.2.		281	
304	2-(2-oxo-4-propyl-1-pyrrolidinyl)pentanamide	2,4	MIXT	1.3.1. then 1.3.2.		227	

305	2-cyclohexyl-2-(2-oxo-4-propyl-1-pyrrolidinyl)acetamide	2,4	MIXT	1.3.1. then 1.3.2.	267
306	3-cyclopropyl-2-(2-oxo-4-propyl-1-pyrrolidinyl)propanamide	2,4	MIXT	1.3.1. then 1.3.2.	239
307	4-methyl-2-(2-oxo-4-propyl-1-pyrrolidinyl)-4-pentanamide	2,4	MIXT	1.3.1. then 1.3.2.	239
308	5-methyl-2-(2-oxo-4-propyl-1-pyrrolidinyl)hexanamide	2,4	MIXT	1.3.1. then 1.3.2.	255
309	2-(2-oxo-4-propyl-1-pyrrolidinyl)hexanamide	2,4	MIXT	1.3.1. then 1.3.2.	241
310	3-(4-azidophenyl)-2-(2-oxo-4-propyl-1-pyrrolidinyl)propanamide	2,4	MIXT	1.3.1. then 1.3.2.	316
311	3-[4-(allyloxy)phenyl]-2-(2-oxo-4-propyl-1-pyrrolidinyl)propanamide	2,4	MIXT	1.3.1. then 1.3.2.	331
312	3-(4-nitrophenyl)-2-(2-oxo-4-propyl-1-pyrrolidinyl)propanamide	2,4	MIXT	1.3.1. then 1.3.2.	320
313	2-(2-oxo-4-propyl-1-pyrrolidinyl)-4-phenylbutanamide	2,4	MIXT	1.3.1. then 1.3.2.	289
314	3-(4-benzoylphenyl)-2-(2-oxo-4-propyl-1-pyrrolidinyl)propanamide	2,4	MIXT	1.3.1. then 1.3.2.	379
315	3-(4-hydroxyphenyl)-2-(2-oxo-4-propyl-1-pyrrolidinyl)propanamide	2,4	MIXT	1.3.1. then 1.3.2.	291
316	3-(4-methoxyphenyl)-2-(2-oxo-4-propyl-1-pyrrolidinyl)propanamide	2,4	MIXT	1.3.1. then 1.3.2.	305
317	3-[1,1'-biphenyl]-4-yl-2-(2-oxo-4-propyl-1-pyrrolidinyl)propanamide	2,4	MIXT	1.3.1. then 1.3.2.	351
318	3-(1-naphthyl)-2-(2-oxo-4-propyl-1-pyrrolidinyl)propanamide	2,4	MIXT	1.3.1. then 1.3.2.	325
319	3-(4-methylphenyl)-2-(2-oxo-4-propyl-1-pyrrolidinyl)propanamide	2,4	MIXT	1.3.1. then 1.3.2.	289
320	3-(4-fluorophenyl)-2-(2-oxo-4-propyl-1-pyrrolidinyl)propanamide	2,4	MIXT	1.3.1. then 1.3.2.	293
321	3-(3-fluorophenyl)-2-(2-oxo-4-propyl-1-pyrrolidinyl)propanamide	2,4	MIXT	1.3.1. then 1.3.2.	293
322	3-(2-fluorophenyl)-2-(2-oxo-4-propyl-1-pyrrolidinyl)propanamide	2,4	MIXT	1.3.1. then 1.3.2.	293
323	3-(3,4-difluorophenyl)-2-(2-oxo-4-propyl-1-pyrrolidinyl)propanamide	2,4	MIXT	1.3.1. then 1.3.2.	311
324	3-(4-bromophenyl)-2-(2-oxo-4-propyl-1-pyrrolidinyl)propanamide	2,4	MIXT	1.3.1. then 1.3.2.	354
325	3-(4-iodophenyl)-2-(2-oxo-4-propyl-1-pyrrolidinyl)propanamide	2,4	MIXT	1.3.1. then 1.3.2.	401
326	3-(4-chlorophenyl)-2-(2-oxo-4-propyl-1-pyrrolidinyl)propanamide	2,4	MIXT	1.3.1. then 1.3.2.	309
327	3-(2-chlorophenyl)-2-(2-oxo-4-propyl-1-pyrrolidinyl)propanamide	2,4	MIXT	1.3.1. then 1.3.2.	309
328	3-(3-chlorophenyl)-2-(2-oxo-4-propyl-1-pyrrolidinyl)propanamide	2,4	MIXT	1.3.1. then 1.3.2.	309
329	3-(4-aminophenyl)-2-(2-oxo-4-propyl-1-pyrrolidinyl)propanamide	2,4	MIXT	1.3.1. then 1.3.2.	290
330	4-amino-2-(2-oxo-4-propyl-1-pyrrolidinyl)butanamide	2,4	MIXT	1.3.1. then 1.3.2.	228
331	6-([15-(dimethylamino)-1-naphthyl]sulfonyl)amino-2-(2-oxo-4-propyl-1-pyrrolidinyl)hexanamide	2,4	MIXT	1.3.1. then 1.3.2.	489
332	5-[(aminocarbonyl)amino]-2-(2-oxo-4-propyl-1-pyrrolidinyl)pentanamide	2,4	MIXT	1.3.1. then 1.3.2.	285

333	6-[(aminocarbonyl)amino]-2-(2-oxo-4-propyl-1-pyrrolidiny)hexanamide	2,4	MIXT	1.3.1. then 1.3.2.	299
334	2,5-bis(2-oxo-4-propyl-1-pyrrolidiny)pentanamide	2,4,4	MIXT	1.3.1. then 1.3.2.	352
335	2,4-bis(2-oxo-4-propyl-1-pyrrolidiny)butanamide	2,4,4	MIXT	1.3.1. then 1.3.2.	338
336	N-[5-amino-5-oxo-4-(2-oxo-4-propyl-1-pyrrolidiny)pentyl]-2-pyrazinecarboxamide	4,4	MIXT	1.3.1. then 1.3.2.	348
337	6-[[6-[[5-(2-oxohexahydro-1H-thieno[3,4-d]imidazol-4-yl)pentanoyl]amino]hexanoyl]amino]-2-(2-oxo-4-propyl-1-pyrrolidiny)hexanamide	3a,4,6a,2,4	MIXT	1.3.1. then 1.3.2.	595
338	5-amino-2-(2-oxo-4-propyl-1-pyrrolidiny)pentanamide	2,4	MIXT	1.3.1. then 1.3.2.	242
339	benzyl 3-amino-3-oxo-2-(2-oxo-4-propyl-1-pyrrolidiny)propylcarbamate	2,4	MIXT	1.3.1. then 1.3.2.	348
340	allyl 5-amino-5-oxo-4-(2-oxo-4-propyl-1-pyrrolidiny)pentylcarbamate	4,4	MIXT	1.3.1. then 1.3.2.	326
341	5-[[imino(2-oxido-2-oxohydrazino)methyl]amino]-2-(2-oxo-4-propyl-1-pyrrolidiny)pentanamide	2,4	MIXT	1.3.1. then 1.3.2.	329
342	2-chlorobenzyl 6-amino-6-oxo-5-(2-oxo-4-propyl-1-pyrrolidiny)hexylcarbamate	5,4	MIXT	1.3.1. then 1.3.2.	424
343	6-(acetylamino)-2-(2-oxo-4-propyl-1-pyrrolidiny)hexanamide	2,4	MIXT	1.3.1. then 1.3.2.	298
344	2-(2-oxo-4-propyl-1-pyrrolidiny)-6-[(trifluoroacetyl)amino]hexanamide	2,4	MIXT	1.3.1. then 1.3.2.	352
345	6-[[5-(2-oxohexahydro-1H-thieno[3,4-d]imidazol-4-yl)pentanoyl]amino]-2-(2-oxo-4-propyl-1-pyrrolidiny)hexanamide	2,4	MIXT	1.3.1. then 1.3.2.	482
346	4-amino-4-oxo-3-(2-oxo-4-propyl-1-pyrrolidiny)butanoic acid	3,4	MIXT	1.3.1. then 1.3.2.	243
347	cyclohexyl 4-amino-4-oxo-3-(2-oxo-4-propyl-1-pyrrolidiny)butanoate	3,4	MIXT	1.3.1. then 1.3.2.	325
348	cyclohexyl 5-amino-5-oxo-4-(2-oxo-4-propyl-1-pyrrolidiny)pentanoate	4,4	MIXT	1.3.1. then 1.3.2.	339
349	allyl 5-amino-5-oxo-4-(2-oxo-4-propyl-1-pyrrolidiny)pentanoate	4,4	MIXT	1.3.1. then 1.3.2.	297
350	2-(2-oxo-4-propyl-1-pyrrolidiny)-3-(1,3-thiazol-4-yl)propanamide	2,4	MIXT	1.3.1. then 1.3.2.	282
351	2-(2-oxo-4-propyl-1-pyrrolidiny)-4-pentanamide	2,4	MIXT	1.3.1. then 1.3.2.	225
352	3-(1H-indol-3-yl)-2-(2-oxo-4-propyl-1-pyrrolidiny)propanamide	2,4	MIXT	1.3.1. then 1.3.2.	314
353	(3R)-3-hydroxy-2-(2-oxo-4-propyl-1-pyrrolidiny)butanamide	3R,2,4	MIXT	1.3.1. then 1.3.2.	229
354	4-(methylsulfanyl)-2-(2-oxo-4-propyl-1-pyrrolidiny)butanamide	2,4	MIXT	1.3.1. then 1.3.2.	259
355	2-(2-oxo-4-propyl-1-pyrrolidiny)-3-phenylpropanamide	2,4	MIXT	1.3.1. then 1.3.2.	275
356	3-[4-(benzyloxy)phenyl]-2-(2-oxo-4-propyl-1-pyrrolidiny)propanamide	2,4	MIXT	1.3.1. then 1.3.2.	381
357	6-amino-2-(2-oxo-4-propyl-1-pyrrolidiny)hexanamide	2,4	MIXT	1.3.1. then 1.3.2.	256

358	(2S)-2-[4-(2,2,2-trifluoroethyl)-2-oxo-1-pyrrolidiny]butanamide						
359	(2S)-2-[4-(2-chloro-2,2-difluoroethyl)-2-oxo-1-pyrrolidiny]butanamide						
360	(2S)-2-[4-(2-bromo-2,2-difluoroethyl)-2-oxo-1-pyrrolidiny]butanamide						

5

10

15

20

¹ H NMR Number	¹ H NMR Description	Solvent
[1]	0.80 (t, 3H); 1.40-1.60 (m, 1H); 1.75-1.95 (m, 1H); 2.10 (dd, 1H); 2.45 (dd, 1H, partially overlapped with solvent); 2.8 (m, 1H); 3.05 (dd, 1H); 3.60 (m, 3H); 4.45 (dd, 1H); 6.90 (s (broad), 1H); 7.30 (s (broad), 1H).	DMSO
[2]	0.80 (t, 3H); 1.45-1.70 (m, 1H); 1.75-1.95 (m, 1H); 2.50 (m, 2H, partially overlapped with solvent); 3.40 (m, 1H); 3.50-3.70 (m, 5H, partially overlapped with solvent); 4.45 (dd, 1H); 6.90 (s (broad), 1H); 7.30 (s (broad), 1H).	DMSO
[3]	0.80 (t, 3H); 1.40-1.90 (m, 6H); 2.10 (dd, 1H); 2.30-2.60 (m, 6H); 3.05 (dd, 1H); 3.60 (dd, 1H); 4.30 (dd, 1H); 6.90 (s (broad), 1H); 7.30 (s (broad), 1H).	DMSO
[4]	0.80 (t, 3H); 1.20 (d, 6H); 1.40-1.60 (m, 1H); 1.70-1.85 (m, 1H); 2.45 (dd, 1H); 2.35-2.55 (m, 1H, overlapped with solvent); 2.55 (m, 2H); 2.90 (s, 1H); 3.00 (m, 1H); 3.60 (m, 1H); 4.30 (dd, 1H); 6.90 (s (broad), 1H); 7.30 (s (broad), 1H).	DMSO
[5]	0.80 (t, 3H); 1.20 (d, 6H); 1.40-1.65 (m, 1H); 1.75-1.90 (m, 1H); 2.15 (dd, 1H); 2.35-2.55 (m, 1H); 2.55 (d, 2H); 2.95 (s, 1H); 3.30 (m, 1H, overlapped with solvent); 3.45 (m, 1H); 4.45 (dd, 1H); 6.90 (s (broad), 1H); 7.30 (s (broad), 1H).	DMSO
[6]	0.80 (t, 3H); 1.40-1.65 (m, 1H); 1.75-1.95 (m, 1H); 2.10 (dd, 1H); 2.45 (dd, 1H, partially overlapped with solvent); 2.75 (m, 1H); 3.20-3.50 (m, 5H, partially overlapped with solvent); 4.30 (d, 2H); 4.45 (dd, 1H); 6.90 (s (broad), 1H); 7.35 (s (broad), 1H).	DMSO
[7]	0.80 (t, 3H); 1.40-1.60 (m, 1H); 1.70-1.90 (m, 1H); 2.20 (dd, 1H); 2.45 (dd, 1H); 2.60 (m, 1H); 3.25 (m, 1H, overlapped with solvent); 3.45 (dd, 1H); 3.60 (d, 2H); 4.30 (dd, 1H); 6.90 (s (broad), 1H); 7.30 (s (broad), 1H); 7.60-8.00 (m, 5H).	DMSO
[8]	0.85 (t, 3H); 1.55-1.70 (m, 1H); 1.80-1.95 (m, 1H); 2.65 (dd, 1H); 2.85 (dd, 1H); 3.45 (dd, 1H); 3.80 (m, 2H); 4.05 (m, 1H); 4.50 (dd, 1H); 6.80 (s (broad), 1H); 7.40 (s (broad), 1H); 9.20 (s, 1H).	DMSO
[9]	0.65 (t, 3H); 1.40-1.60 (m, 1H); 1.75-1.90 (m, 1H); 2.15 (dd, 1H); 2.30 (s, 3H); 2.45 (dd, 1H); 2.80-2.95 (m, 1H); 3.25-3.40 (m, 2H); 4.30-4.45 (m, 3H); 7.10 (s (broad), 1H); 7.40 (s (broad), 1H); 7.50 (s, 1H)	DMSO
[10]	0.70-0.90 (m, 3H); 1.40-1.70 (m, 1H); 1.80-1.90 (m, 1H); 2.50-2.90 (m, 4H, partially overlapped with solvent); 3.50 (dd, 1H of one of the diastereoisomers), 3.70 (dd, 1H of two diastereoisomers); 3.80 (dd-t, 1H of one of the diastereoisomers) 4.30-4.50 (m, 2H); 6.90 (s (broad), 1H); 7.30 (s (broad), 1H); 7.60 (dd, 1H); 8.45 (d, 1H); 8.80 (d, 1H); 9.20 (s (broad), 1H).	DMSO

[11]	0.75 (t, 3H); 1.55-1.70 (m, 1H); 1.80-1.95 (m, 1H); 2.50 (dd, 1H, overlapped with solvent); 2.70 (dd, 1H); 3.30 (m, 1H, overlapped with solvent); 3.70 (m, 1H); 3.90 (dd, 1H); 4.50 (dd, 1H); 6.90 (s (broad), 1H); 7.10 (d, 1H); 7.20-7.40 (m, 2H); 7.50 (d, 1H).	DMSO
[12]	0.80 (t, 3H); 1.50-1.75 (m, 1H); 1.80-1.95 (m, 1H); 2.45 (dd, 1H, overlapped with solvent); 2.75 (dd, 1H); 3.40-3.80 (m, 3H); 4.45 (dd, 1H); 6.90 (s (broad), 1H); 7.20-7.25 (m, 5H).	DMSO
[13]	0.80 (t, 3H); 1.50-1.75 (m, 1H); 1.80-1.90 (m, 1H); 2.45 (dd, 1H, overlapped with solvent); 2.75 (dd, 1H); 3.15 (dd, 1H), 3.65 (m, 1H); 3.95 (dd, 1H); 4.45 (dd, 1H); 6.90 (s (broad), 1H); 7.10-7.25 (m, 3H), 7.30-7.50 (m, 2H).	DMSO
[14]	0.80 (t, 3H); 1.55-1.70 (m, 1H); 1.80-1.95 (m, 1H); 2.55 (dd, 1H, overlapped with solvent); 2.75 (dd, 1H); 3.30 (m, 1H, overlapped with solvent); 3.70 (dd, 1H); 4.50 (dd, 1H); 6.95 (s (broad), 1H); 7.30-7.70 (m, 10H).	DMSO
[15]	0.85 (t, 3H); 1.60-1.75 (m, 1H); 1.75-1.95 (m, 1H); 2.55 (m, 1H, overlapped with solvent); 2.75 (dd, 1H); 3.30 (m, 1H, overlapped with solvent); 3.50-3.85 (m, 2H); 4.40 (dd, 1H); 6.95 (s (broad), 1H); 7.30-7.80 (m, 10H).	DMSO
[16]	0.90 (t, 3H); 1.20 (s, 3H); 1.60-1.80 (m, 1H); 1.80-2.10 (m, 1H); 2.40 (dd, 1H); 2.50-2.60 (m, 3H, overlapped with solvent); 3.20 (m, 1H); 3.50-3.70 (m, 3H); 4.45 (dd, 1H); 5.45 (s (broad), 1H); 6.30 (s (broad), 1H).	CDCl ₃
[17]	1.05 (t, 3H); 1.60-1.75 (m, 1H); 1.90-2.20 (m, 1H); 2.70 (dd, 1H); 3.80 (m, 2H); 4.45-4.50 (m, 2H); 5.30 (s (broad), 1H); 6.30 (s (broad), 1H); 7.70 (s, 1H).	CDCl ₃
[18]	0.80 (t, 3H); 1.50-1.65 (m, 1H); 1.75-1.90 (m, 1H); 2.25 (dd, 1H); 2.55 (s, 3H); 2.75 (m, 1H); 2.90 (m, 2H); 3.20 (d, 2H); 3.3 (m, 3H, overlapped with solvent); 3.5 (dd, 1H); 4.05 (dd, 1H of 1 of the diastereomers); 4.35 (dd, 1H); 6.95 (s(broad), 1H); 7.35 (s(broad), 1H).	DMSO
[19]	0.80 (t, 3H); 0.90 (t, 3H); 1.30-1.70 (m, 3H); 1.70-2.00 (m, 2H); 2.10-2.40 (m, 2H); 2.90 (dd, 1H); 3.60 (dd, 1H); 4.30 (dd, 1H); 6.90 (s (broad), 1H); 7.30 (s (broad), 1H).	DMSO
[20]	0.80 (t, 3H); 0.85 (t, 3H); 1.30-1.70 (m, 3H); 1.70-1.90 (m, 1H); 2.00 (dd, 1H); 2.20 (m, 1H); 2.45 (dd, 1H); 3.15 (dd, 1H); 3.45 (dd, 1H); 4.30 (dd, 1H); 6.90 (s (broad), 1H); 7.30 (s (broad), 1H).	DMSO
[21]	0.80 (t, 3H); 1.45-1.55 (m, 1H); 1.60-1.95 (m, 1H); 2.1 (dd, 1H); 2.45 (dd, 1H); 2.55 (d, 3H); 2.55 (m, 1H); 3.0 (dd, 1H); 3.4 (dd, 2H); 3.6 (dd, 1H); 4.30 (dd, 1H); 7.8 (s(broad), 1H).	DMSO
[22]	0.00-0.005 (m, 2H, overlapped with TMS); 0.40-0.55 (m, 2H); 0.55-0.70 (m, 1H); 0.85-1.00 (t, 3H); 1.25-1.55 (m, 2H); 1.60-1.85 (m, 1H); 1.85-2.05 (m, 1H); 2.05-2.30 (m, 1H); 2.35-2.70 (m, 2H); 3.10 (m, 1H); 3.55 (m, 1H); 4.45 (dd, 1H); 5.45 (s (broad), 1H); 6.20 (s (broad), 1H)	DMSO
[23]	0.95 (t, 3H); 1.60-1.80 (m, 1H); 1.90-2.10 (m, 1H); 2.60-2.70 (m, 2H); 3.45 (dd, 1H); 3.65 (m, 1H), 3.80 (dd, 1H); 4.50 (dd, 1H); 5.40 (s (broad), 1H); 6.00-6.20 (m, 2H); 6.30 (d, 1H); 7.45 (d, 1H).	DMSO

[24]	0.95 (t, 3H); 1.60-1.70 (m, 1H); 2.00-2.10 (m, 1H); 2.60 (dd, 1H); 2.85 (dd, 1H); 3.40 (m, 1H); 3.40-3.80 (m, 3H); 4.50 (dd, 1H); 5.40 (s (broad), 1H); 6.10 (s (broad), 1H); 6.15 (d, 1H); 6.35 (d, 1H); 7.40 (d, 1H).	DMSO
[25]	0.80 (t, 3H); 1.60-1.70 (m, 1H); 1.90-2.10 (m, 1H); 2.25 (s, 3H); 2.60 (dd, 1H); 2.80 (dd, 1H); 3.30-3.60 (m, 2H), 3.75 (dd, 1H); 3.95 (dd, 1H); 4.50 (dd, 1H); 5.50 (s (broad), 1H); 6.30 (s (broad), 1H); 6.90-7.10 (m, 3H); 7.20 (dd, 1H).	CDCl ₃
[26]	0.90 (t, 3H); 1.60-1.70 (m, 1H); 1.85-2.10 (m, 1H); 2.25 (s, 3H); 2.55 (dd, 1H); 2.85 (dd, 1H); 3.30-3.60 (m, 2H), 3.75 (dd, 1H); 3.80 (dd, 1H); 4.50 (dd, 1H); 5.50 (s (broad), 1H); 6.30 (s (broad), 1H); 6.90-7.10 (m, 3H); 7.20 (dd, 1H).	CDCl ₃
[27]	0.70-0.90 (m, 3H); 1.50-1.75 (m, 1H); 1.80-1.95 (m, 1H); 2.50-2.90 (m, 2H); 3.20-3.40 (m, 1H, overlapped with solvent); 3.50-3.80 (m, 3H); 3.95 (dd, 1H for one of the diastereoisomer); 4.45 (dd, 1H); 6.90 (s (broad)); 7.30 (s (broad) 1H); 8.70 (d, 2H); 9.15 (d, 1H).	DMSO
[28]	0.95 (t, 3H); 1.60-1.70 (m, 1H); 1.85-2.10 (m, 1H); 2.80 (dd, 1H); 3.05 (dd, 1H); 3.55 (dd, 1H); 4.00 (dd, 1H); 4.55 (dd, 1H); 4.8 (m, 1H); 5.60 (s (broad), 1H); 6.25 (d, 2H); 6.30 (s (broad), 1H); 6.75 (d, 2H).	CDCl ₃
[29]	0.75 (t, 3H); 1.45-1.60 (m, 1H); 1.75-1.90 (m, 1H); 2.05 (dd, 1H); 2.40 (dd, 1H); 2.60 (m, 1H); 3.05 (dd, 1H); 3.25 (s, 3H); 3.30 (m, 2H, partially overlapped with solvent); 3.55 (dd, 1H); 4.30 (dd, 1H); 7.05 (s (broad), 1H); 7.40 (s (broad), 1H)	DMSO
[30]	0.80 (t, 3H), 1.41 – 1.63 (m, 1H), 1.71-1.86 (m, 1H), 2.12 (dd, 1H), 2.43 (dd, 1H), 2.82 (m, 1H), 3.2-3.4 (m, 2H), 4.23 (d, 2H), 4.31 (dd, 1H), 6.97 (s (broad), 1H), 7.31 (s (broad), 1H), 7.94 (s, 1H), 8.5 (s, 1H).	DMSO
[31]	0.84 (t, 3H), 1.60 – 1.72 (m, 1H), 1.86-1.98 (m, 1H), 2.78 (dd, 1H), 3.0 (dd, 1H), 3.42 (dd, 1H), 3.98 (dd, 1H), 4.53 (dd, 1H), 5.08 (m, 1H), 5.58 (s (broad), 1H), 6.21 (s, 2H), 6.25 (s (broad), 1H), 6.73 (s, 1H).	CDCl ₃
[32]	0.83 (t, 3H), 1.52 – 1.70 (m, 1H), 1.70-1.84 (m, 1H), 2.5 (m, overlapped with DMSO), 2.72 (dd, 1H), 3.64 (m, 2H), 3.84 (m, 1H), 4.39 (dd, 1H), 7.05 (s (broad), 1H), 7.42 (m, 2H).	DMSO
[33]	0.81 (t, 3H), 1.48 – 1.51 (m, 1H), 1.80-1.94 (m, 1H), 2.5 (m, overlapped with DMSO), 2.72 (dd, 1H), 3.78 (m, H), 3.95 (m, 1H), 4.38 (m, 1H), 7.05 (s (broad), 1H), 7.42 (m, 2H).	DMSO
[34]	1.02 (t, 3H), 1.63 – 1.82 (m, 1H), 1.91-2.08 (m, 1H), 2.86 (dd, 1H), 3.22 (dd, 1H), 3.83 (dd, 1H), 3.98 (dd, 1H), 4.44 (dd, 1H), 5.3-5.5 (m, 2H), 6.13 (s (broad), 1H), 6.21 (s, 2H).	CDCl ₃

Intermediates of Formula AA-II

Cmpd. number	IUPAC chemical name	Configuration data		LC/MS MH ⁺	GC/MS M ⁺
AA 1	ethyl 3-(((1S)-1-(aminocarbonyl)propyl)amino)methyl)hexanoate hydrochloride	A - 3 β ,1S	PURE	259	
AA 2	ethyl 3-(((1S)-1-(aminocarbonyl)propyl)amino)methyl)hexanoate hydrochloride	B - 3 β ,1S	PURE	259	
AA 3	2-(1-adamantyl)ethyl 3-(((1S)-1-(aminocarbonyl)propyl)amino)methyl)hexanoate hydrochloride	3,1S	RAC	393	
AA 4	butyl 3-(((1S)-1-(aminocarbonyl)propyl)amino)methyl)hexanoate hydrochloride	3,1S	RAC		286
AA 5	isopropyl 3-(((1S)-1-(aminocarbonyl)propyl)amino)methyl)hexanoate hydrochloride	3,1S	RAC	273	

5

10

15

EXAMPLE 8 : LBS Binding Assay

5 [LBS stands for Levetiracetam Binding Site cf. M. Noyer et al., Eur. J. Pharmacol., **286** (1995) 137-146.]

The inhibition constant (K_i) of a compound is determined in competitive binding experiments by measuring the binding of a single concentration of a radioactive ligand at equilibrium with various concentrations of the unlabeled test substance. The concentration of the
10 test substance inhibiting 50 % of the specific binding of the radioligand is called the IC_{50} . The equilibrium dissociation constant K_i is proportional to the IC_{50} and is calculated using the equation of Cheng and Prusoff (Cheng Y. et al., Biochem. Pharmacol. 1972, **22**, 3099-3108).

*The concentration range usually encompasses 6 log units with variable steps (0.3 to 0.5 log). Assays are performed in mono- or duplicate, each K_i determination is performed on two
15 different samples of test substance.*

Cerebral cortex from 200-250g male Sprague-Dawley rats are homogenised using a Potter S homogeniser (10 strokes at 1,000 rpm; Braun, Germany) in 20 mmol/l Tris-HCl (pH 7.4), 250 mmol/l sucrose (buffer A); all operations are performed at 4 °C. The homogenate is centrifuged at 30,000g for 15 min. The crude membrane pellet obtained is resuspended in 50
20 mmol/l Tris-HCl (pH 7.4), (buffer B) and incubated 15 min at 37 °C, centrifuged at 30,000xg for 15 min and washed twice with the same buffer. The final pellet is resuspended in buffer A at a protein concentration ranging from 15 to 25 mg/ml and stored in liquid nitrogen.

Membranes (150-200 µg of protein / assay) are incubated at 4 °C for 120 min in 0.5 ml of a 50 mmol/l Tris-HCl buffer (pH 7.4) containing 2 mmol/l $MgCl_2$, 1 to 2 10^{-9} mol/l of [3H]-2-[4-(3-azidophenyl)-2-oxo-1-pyrrolidinyl]butanamide and increasing concentrations of the test
25 substance. The non specific binding (NSB) is defined as the residual binding observed in the presence of a concentration of reference substance (e.g. 10^{-3} mol/l levetiracetam) that binds essentially all the receptors. Membrane-bound and free radioligands are separated by rapid filtration through glass fiber filters (equivalent to Whatman GF/C or GF/B; VEL, Belgium) pre-soaked in 0.1 % polyethyleneimine and 10^{-3} mol/l levetiracetam to reduce non specific binding.
30 Samples and filters are rinsed by at least 6 ml of 50 mmol/l Tris-HCl (pH 7.4) buffer. The entire filtration procedure does not exceed 10 seconds per sample. The radioactivity trapped onto the filters is counted by liquid scintillation in a β -counter (Tri-Carb 1900 or TopCount 9206, Camberra Packard, Belgium, or any other equivalent counter). Data analysis is performed by a
35 computerized non linear curve fitting method using a set of equations describing several binding models assuming populations of independent non-interacting receptors which obey to the law of mass.

Compounds according to the invention showed pK_i values of 6.0 and greater. Particular affinity is shown by compound nos.: 8, 9, 10, 22, 23, 27, 30, 31, 32, 33, 38, 40, 41, 43, 46, 47,

49, 64, 71, 72, 73, 75, 81, 83, 86, 87, 88, 92, 93, 95, 96, 98, 100, 103, 105, 110, 119, 127, 142, 146, 149, 151, 152, 156, 157, 158, 159, 162, 163, 164, 165, 166, 169, 170, 171, 173, 174, 175, 176, 180, 181, 185, 187, 188, 195, 196, 197, 198, 200, 201, 204, 205, 207, 209, 211, 212, 213, 214, 215, 219, 221, 222, 223, 224, 225, 226, 228, 229, 234, 250, 251, 252, 264, 265, 267, 304, 306, 350 and 351.

EXAMPLE 9 : Animal model of sound-susceptible mice

10 The objective of this test is to evaluate the anticonvulsant potency of a compound in sound-susceptible mice, a genetic animal model with reflex seizures. In this model of primary generalised epilepsy, seizures are evoked without electrical or chemical stimulation and the seizure types are, at least in part, similar in their clinical phenomenology to seizures occurring in man (Löscher W. & Schmidt D., *Epilepsy Res.* (1998), 2, 145-181; Buchhalter J.R., *Epilepsia* 15 (1993), 34, S31-S41).

Male or female genetically sound-sensitive mice (14-28 g; N=10), derived from a DBA strain originally selected by Dr. Lehmann of the Laboratory of Acoustic Physiology (Paris) and bred in the UCB Pharma Sector husbandry unit since 1978, are used. The experimental design consisted of several groups, one group receiving the vehicle control and the other groups different doses of the test-compound. The compounds are administered intraperitoneally 60 minutes before the 20 induction of audiogenic seizures. The range of the doses administered had a logarithmic progression, generally between 1.0×10^{-5} mol/kg and 1.0×10^{-3} mol/kg, but lower or higher doses are tested if necessary.

For testing, the animals are placed in small cages, one mouse per cage, in a sound- 25 attenuated chamber. After a period of orientation of 30 seconds, the acoustic stimulus (90dB, 10-20 kHz) is delivered for 30 seconds via loudspeakers positioned above each cage. During this interval, the mice are observed and the presence of the 3 phases of the seizure activity namely wild running, clonic and tonic convulsions, is recorded. The proportion of mice protected against wild running, clonic and tonic convulsions, respectively, is calculated.

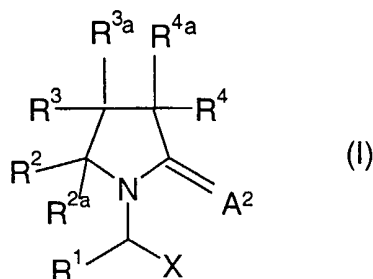
30 For active compounds, an ED50 value, i.e. the dose producing 50 % protection relative to the control group, together with 95% confidence limits, was calculated using a Probit Analysis (SAS/STAT® Software, version 6.09, PROBIT procedure) of the proportions of protected mice for each of the 3 phases of the seizure activity.

Compounds according to the invention showed ED50 values of 1.0E-04 or lower. 35 Particularly promising activity was shown by compounds nos.: 8, 9, 10, 22, 23, 27, 30, 31, 32, 33, 38, 40, 41, 46, 47, 64, 71, 72, 81, 86, 87, 88, 92, 93, 95, 96, 100, 105, 110, 146, 151, 152, 156, 158, 159, 162, 163, 164, 165, 166, 180, 181, 187, 188, 195, 196, 197, 198, 200, 201, 204,

205, 207, 209, 211, 212, 213, 214, 215, 219, 221, 222, 223, 224, 226, 228, 229, 234, 250, 251, 252, 264, 265, 267 AA 1, AA 2, AA 3, AA 4 and AA 5.

WE CLAIM

1. A compound having the formula I or a pharmaceutically acceptable salt thereof,



5

wherein

X is $-CA^1NR^5R^6$ or $-CA^1OR^7$ or $-CA^1-R^8$ or CN;

A^1 and A^2 are independently oxygen, sulfur or $-NR^9$;

10 R^1 is hydrogen, alkyl, aryl or $-CH_2-R^{1a}$ wherein R^{1a} is aryl, heterocycle, halogen, hydroxy, amino, nitro or cyano;

R^2 , R^3 and R^4 are the same or different and each is independently hydrogen, halogen, hydroxy, thiol, amino, nitro, nitrooxy, cyano, azido, carboxy, amido, sulfonic acid, sulfonamide, alkyl, alkenyl, alkynyl, ester, ether, aryl, heterocycle, or an oxy derivative, thio derivative, amino
15 derivative, acyl derivative, sulfonyl derivative or sulfinyl derivative;

R^{2a} , R^{3a} and R^{4a} are the same or different and each is independently hydrogen, halogen, alkyl, alkenyl, alkynyl or aryl;

R^5 , R^6 , R^7 and R^9 are the same or different and each is independently hydrogen, hydroxy, alkyl, aryl, heterocycle or an oxy derivative; and

20 R^8 is hydrogen, hydroxy, thiol, halogen, alkyl, aryl, heterocycle or a thio derivative;

with the provisos that at least one of as R^2 , R^3 , R^4 , R^{2a} , R^{3a} and R^{4a} is other than hydrogen; and that when the compound is a mixture of all possible isomers, X is $-CONR^5R^6$, A^2 is oxygen and R^1 is hydrogen, methyl, ethyl or propyl then substitution on the pyrrolidine ring is other than mono-, di-, or tri-methyl or mono-ethyl; and that when R^1 , R^2 , R^4 , R^{2a} , R^{3a} and
25 R^{4a} are each hydrogen, A^2 is oxygen and X is $-CONR^5R^6$ then R^3 is different from carboxy, ester, amido, substituted oxo-pyrrolidine, hydroxy, oxy derivative, amino, amino derivatives, methyl, naphthyl, phenyl optionally substituted by oxy derivatives or in the para position by an halogen atom.

30 2. A compound according to Claim 1 wherein X represents a substituent group selected from,

- a) $-COO R^7$ or $-CONR^5R^6$;

b) $-\text{COO R}^7$ or $-\text{CONR}^5\text{R}^6$, wherein R^5 , R^6 and R^7 are hydrogen, C1-4 -alkyl, phenyl or alkylphenyl;

5 c) carboxy or $-\text{CONR}^5\text{R}^6$;

d) carboxy or $-\text{CONR}^5\text{R}^6$ wherein R^5 and R^6 are preferably hydrogen, C1-4 -alkyl, phenyl or alkylphenyl;

10 e) $-\text{CONR}^5\text{R}^6$; or

f) $-\text{CONH}_2$.

3. A compound according to Claim 1, wherein R^1 represents a substituent group
15 selected from,

a) hydrogen, alkyl or aryl;

b) hydrogen, C1-12 alkyl or aryl;

20 c) hydrogen, lower alkyl or phenyl;

d) methyl, ethyl, propyl, isopropyl, butyl, iso- or ter-butyl, 2,2,2-trimethylethyl, each optionally attached *via* a methylene bridge or the same substituted by at
25 least one halogen atom; or

e) ethyl.

4. A compound according to Claim 1, wherein R^2 and R^{2a} are independently a
30 substituent group selected from,

a) hydrogen, halogen or alkyl;

b) hydrogen, halogen or lower alkyl;

35 c) hydrogen, halogen or methyl, ethyl, propyl, isopropyl, butyl, iso or ter-butyl, 2,2,2-trimethylethyl or the same substituted by at least one halogen atom.

5. A compound according to Claim 4, wherein at least one of R² and R^{2a} is hydrogen or both are hydrogen.

6. A compound according to Claim 1 wherein R^{3a}, R⁴ and R^{4a} are independently a
5 substituent group selected from,

a) hydrogen, alkyl, aryl or aralkyl;

b) hydrogen, methyl, ethyl, phenyl or benzyl;

10

c) hydrogen, halogen or methyl, ethyl, propyl, isopropyl, butyl, iso or ter-butyl, 2,2,2-trimethylethyl or the same substituted by at least one halogen atom.

7. A compound according to Claim 6, wherein at least one of R⁴ and R^{4a} is
15 hydrogen or both are hydrogen.

8. A compound according to Claim 6 or 7, wherein R^{3a} represents a substituent
group selected from,

20 a) hydrogen or alkyl;

b) hydrogen or lower alkyl; or

c) hydrogen.

25

9. A compound according to Claim 1 wherein R³ is a substituent group selected
from,

30 a) hydrogen, C1-12-alkyl each optionally substituted by one or more substituents selected from hydroxy, halogen, cyano, thiocyanato or alkoxy and attached to the ring either directly or *via* a thio, sulfinyl, sulfonyl, carbonyl or oxycarbonyl group and optionally, a C1-4-alkylene bridge; C2-6-alkenyl or -alkynyl, each optionally substituted by one or more halogens; azido; cyano; amido; carboxy; triazolyl, tetrazolyl, pyrrolidinyl, pyridyl, 1-oxidopyridyl, thiomorpholinyl, benzodioxolyl, furyl, oxazolyl, pyrimidinyl, pyrrolyl,
35 thiadiazolyl, thiazolyl, thienyl or piperazinyl each optionally substituted by one or more substituents selected from halogen, C1-6-alkyl and phenyl and attached to the ring either directly or *via* a carbonyl group or a C1-4-alkylene bridge; naphthyl; or phenyl, phenylalkyl or phenylalkenyl each optionally

substituted by one or more substituents selected from halogen, C1-6-alkyl, C1-6 haloalkyl, C1-6-alkoxy, C1-6-alkylthio, amino, azido, phenyl and nitro and each attached to the ring either directly or *via* an oxy, sulfonyl, sulfonyloxy, carbonyl or carbonyloxy group and optionally a C1-4-alkylene bridge;

- 5
- b) as a) except that any alkyl is C1-6-alkyl and any C1-4 alkylene bridge is methylene;
- 10
- c) C1-6-alkyl optionally substituted by one or more substituents selected from halogen, thiocyanato, azido, alkoxy, alkylthio, phenylsulfonyl; nitrooxy; C2-3-alkenyl or -alkynyl each optionally substituted by one or more halogens or by acetyl; tetrazolyl, pyridyl, furyl, pyrrolyl, thiazolyl or thienyl; or phenyl or phenylalkyl each optionally substituted by one or more substituents selected
- 15
- from halogen, C1-6-alkyl, C1-6 haloalkyl, C1-6-alkoxy, amino, azido, phenyl and nitro and each attached to the ring either directly or *via* a sulfonyloxy and, optionally, a C1-4-alkylene bridge, particularly methylene;
- d) as c) except that any C1-4 alkylene bridge is methylene;
- 20
- e) hydrogen, halogen or methyl, ethyl, propyl, isopropyl, butyl, iso or ter-butyl, 2,2,2-trimethylethyl or the same substituted by at least one halogen atom;
- f) C1-4-alkyl optionally substituted by one or more substituents selected from
- 25
- halogen, thiocyanato or azido; C2-5-alkenyl or -alkynyl, each optionally substituted by one or more halogens; thienyl; or phenyl optionally substituted by one or more substituents selected from halogen, C1-6-alkyl, C1-6 haloalkyl or azido; or
- 30
- g) C1-6-alkyl and C2-6-haloalkenyl.

10. A compound according to Claim 1 wherein R⁵ and R⁶ are independently a substituent group selected from,

- 35
- a) hydrogen, methyl, ethyl, propyl, isopropyl, butyl, iso or ter-butyl, 2,2,2-trimethylethyl; or
- b) hydrogen or methyl.

11. A compound according to Claim 10, wherein at least one of R⁵ and R⁶ is hydrogen or both are hydrogen.

5 12. A compound according to Claim 1, wherein R⁷ is a substituent group selected from,

10 a) hydrogen, methyl, ethyl, propyl, isopropyl, butyl, iso or tert-butyl, 2,2,2-trimethylethyl, phenyl, benzyl or the same substituted by at least one halogen atom;

b) hydrogen, methyl or ethyl; or

15 c) hydrogen.

13. A compound according to Claim 1 wherein R⁸ is a substituent group selected from,

20 a) hydrogen, methyl, ethyl, propyl, isopropyl, butyl, iso or ter-butyl, 2,2,2-trimethylethyl, phenyl, benzyl or the same substituted by at least one halogen atom; or

b) hydrogen or methyl.

25 14. A compound according to Claim 1, wherein,

A₂ is oxygen;

X is -CONR⁵R⁶ or -COOR⁷ or -CO-R⁸ or CN;

R¹ is hydrogen or alkyl, aryl, halogen, hydroxy, amino, nitro, cyano;

30 R², R³, R⁴, are the same or different and each is independently hydrogen or halogen, hydroxy, amino, nitro, cyano, acyl, acyloxy, a sulfonyl derivative, a sulfinyl derivative, an amino derivative, carboxy, ester, ether, amido, sulfonic acid, sulfonamide, alkoxycarbonyl, a thio derivative, alkyl, alkoxy, oxyester, oxyamido, aryl, , an oxy derivative, heterocycle, vinyl and R³ may additionally represent C2-5 alkenyl, C2-5 alkynyl or azido each optionally substituted by one or more halogen, cyano, thioccyano, azido, cyclopropyl, acyl and/or phenyl; or
35 phenylsulfonyloxy whereby any phenyl moiety may be substituted by one or more halogen, alkyl, haloalkyl, alkoxy, nitro, amino, and/or phenyl;

R^{2a}, R^{3a} and R^{4a} are hydrogen;

R⁵, R⁶, R⁷ are the same or different and each is independently hydrogen, hydroxy, alkyl, aryl, heterocycle or oxy derivative; and

R⁸ is hydrogen, hydroxy, thiol, halogen, alkyl, aryl, heterocycle, alkylthio or thio derivative.

5

15. A compound according to claim 14, wherein

R¹ is methyl, ethyl, propyl, isopropyl, butyl or isobutyl;

R² and R⁴ are independently hydrogen or halogen or methyl, ethyl, propyl, isopropyl, butyl, isobutyl;

10 R³ is C1-5 alkyl, C2-5 alkenyl, C2 – C5 alkynyl, cyclopropyl, azido, each optionally substituted by one or more halogen, cyano, thiocyno, azido, alkylthio, cyclopropyl, acyl and/or phenyl; phenyl; phenylsulfonyl; phenylsulfonyloxy, tetrazole, thiazole, thienyl, furyl, pyrrole, pyridine, whereby any phenyl moiety may be substituted by one or more halogen, alkyl, haloalkyl, alkoxy, nitro, amino, and/or phenyl; most preferably methyl, ethyl, propyl, isopropyl, butyl, or isobutyl.

15

X is -COOH or -COOMe or -COOEt or -COOtBu or -CONH₂.

16. A compound according to Claim 15, wherein

R¹ is methyl, ethyl or n-propyl;

20 R² and R⁴ are each hydrogen; and

X is -CONH₂.

20

17. A compound according to Claim 1, wherein

X is -CA¹NH₂, -CA¹NHCH₃ or -CA¹N(CH₃)₂;

25 R¹ is alkyl or phenyl;

R³ is alkyl, alkenyl, alkynyl, cyano, isothiocyanato, ether, carboxyl, amido, aryl, heterocycle; or

25

R³ is CH₂R¹⁰ wherein R¹⁰ is hydrogen, cycloalkyl, oxyester, oxyalkylsulfonyl, oxyarylsulfonyl, aminoalkylsulfonyl, aminoarylsulfonyl, nitrooxy, cyano, isothiocyanato, azido, alkylthio, arylthio, alkylsulfinyl, alkylsulfonyl, heterocycle, aryloxy, alkoxy or trifluoroethyl;

30

R^{3a} is hydrogen, alkyl or aryl; or

R³ and R^{3a} form a cycloalkyl;

and R², R^{2a}, R⁴ and R^{4a} are each hydrogen.

35

18. A compound according to Claim 1, wherein

R¹ is alkyl;

R², R^{2a}, R^{3a} and R^{4a} are each hydrogen;

R³ is hydrogen; C1-12-alkyl optionally substituted by one or more substituents selected from hydroxy, halogen, cyano, thiocyanato or alkoxy and attached to the ring either directly or *via* a thio, sulfinyl, sulfonyl, carbonyl or oxycarbonyl group and optionally a C1-4-alkylene bridge; C2-6-alkenyl or -alkynyl, each optionally substituted by one or more halogens; azido; cyano; amido; carboxy; triazolyl, tetrazolyl, pyrrolidinyl, pyridyl, 1-oxidopyridyl, thiomorpholinyl, benzodioxolyl, furyl, oxazolyl, pyrimidinyl, pyrrolyl, thiadiazolyl, thiazolyl, thienyl or piperazinyl each optionally substituted by one or more substituents selected from halogen, C1-6-alkyl and phenyl and attached to the ring either directly or *via* a carbonyl group or a C1-4-alkylene bridge; naphthyl; or phenyl, phenylalkyl or phenylalkenyl each optionally substituted by one or more substituents selected from halogen, C1-6-alkyl, C1-6 haloalkyl, C1-6-alkoxy, C1-6-alkylthio, amino, azido, phenyl and nitro and each attached to the ring either directly or *via* an oxy, sulfonyl, sulfonyloxy, carbonyl or carbonyloxy group and optionally additionally a C1-4-alkylene bridge;

R^{3a} is hydrogen or C1-4-alkyl;

R⁴ and R^{4a} are independently hydrogen, C1-4-alkyl, phenyl or benzyl.

19. A compound according to Claim 18, wherein, R¹ is a substituent group selected from

- a) C1-12-alkyl;
- b) C1-6-alkyl; or
- c) ethyl;

and any C1-4-alkylene bridge present is methylene.

20. A compound according to Claim 1, which is in racemic form and wherein when X is -CONR⁵R⁶ and R¹ is hydrogen, methyl, ethyl or propyl, then substitution on the pyrrolidine ring is other than mono-, di-, or tri-methyl or mono-ethyl.

21. A compound according to Claim 1, which is in racemic form and wherein when X is -CONR⁵R⁶ and R¹ is hydrogen or C1-6-alkyl, C2-6-alkenyl or -alkynyl or cycloalkyl, each unsubstituted, then substitution in the ring is other than by alkyl, alkenyl or alkynyl, each unsubstituted.

22. A compound according to Claim 1, wherein,
X is -CA¹NH₂;

R^1 is hydrogen;

R^3 is azidomethyl, iodomethyl, C2-6-alkyl optionally substituted by 1 to 5 halogen atoms, vinyl optionally substituted by one or two methyls, and/or 1 to 3 halogen atoms, acetylene optionally substituted by C1-4-alkyl, phenyl or halogen;

5 R^{3a} is hydrogen or halogen, preferably fluorine; and

R^2 , R^{2a} , R^4 and R^{4a} are each hydrogen;

as their racemates or in enantiomerically enriched form, preferably the pure enantiomers.

23. A compound according to Claim 1, wherein

10 X is $-CA^1NH_2$;

R^1 is H;

R^3 is C1-6-alkyl, C2-6-alkenyl or C2-6-alkynyl optionally substituted by azido, oxynitro, 1 to 6 halogen atoms;

R^{3a} is hydrogen or halogen, preferably fluorine;

15 and R^2 , R^{2a} , R^4 and R^{4a} are each hydrogen;

as their racemates or in enantiomerically enriched form, preferably the pure enantiomers.

24. A compound according to Claim 1, wherein

A^1 and A^2 are oxygen;

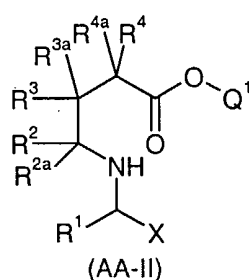
20 R^1 is ethyl;

X is $-CONH_2$;

R^3 is n-propyl or 2,2-difluorovinyl; and

all other substituents are hydrogen.

25. A compound of formula AA-II



30 wherein X, R^1 , R^2 , R^3 , R^4 , R^{2a} , R^{3a} and R^{4a} are as defined in Claim 1 and Q^1 together with the oxygen to which it is attached is a leaving group.

26. A compound according to Claim 25, wherein Q^1 is a substituent group selected from,

a) alkyl; or

b) linear or branched C1-4-alkyl.

5

27. A compound according to any preceding claim as a pure enantiomer.

10 28. A compound according to any preceding claim, which, when the carbon atom to which R¹ is attached is asymmetric, is in the "S" - configuration.

15 29. A compound selected from those hereinbefore numbered 8, 9, 10, 22, 23, 27, 30, 31, 32, 33, 38, 40, 41, 43, 46, 47, 49, 64, 71, 72, 73, 75, 81, 83, 86, 87, 88, 92, 93, 95, 96, 98, 100, 103, 105, 110, 119, 127, 142, 146, 149, 151, 152, 156, 157, 158, 159, 162, 163, 164, 165, 166, 169, 170, 171, 173, 174, 175, 176, 180, 181, 185, 187, 188, 195, 196, 197, 198, 200, 201, 204, 205, 207, 209, 211, 212, 213, 214, 215, 219, 221, 222, 223, 224, 225, 226, 228, 229, 234, 250, 251, 252, 264, 265, 267, 304, 306, 350, 351, AA 1, AA 2, AA 3, AA 4 and AA 5 or a pharmaceutically acceptable salt thereof.

20 30. (2S)-2-[(4S)-4-(2,2-difluorovinyl)-2-oxopyrrolidinyl]butanamide or a pharmaceutically acceptable salt thereof.

25 31. The (4R) and (4S) diastereoisomers of (2S)-2-[2-oxo-4-propylpyrrolidinyl]butanamide or a pharmaceutically acceptable salt thereof.

32. A pharmaceutical composition comprising an effective amount of a compound according to any preceding claim in combination with a pharmaceutically acceptable diluent or carrier.

30 33. The use of a compound according to any preceding claim for the manufacture of a medicament for the treatment of epilepsy, epileptogenesis, seizure disorders, convulsions and other neurological disorders including bipolar disorders, mania, depression, anxiety, migraine, trigeminal and other neuralgia, chronic pain, neuropathic pain, cerebral ischemia, cardiac arrhythmia, myotonia, cocaine abuse, stroke, myoclonus, essential tremor and other movement
35 disorders, neonatal cerebral haemorrhage, amyotrophic lateral sclerosis, spasticity, Parkinson's disease and other degenerative diseases, bronchial asthma, asthmatic status and allergic bronchitis, asthmatic syndrome, bronchial hyperreactivity and bronchospastic syndromes as well as allergic and vasomotor rhinitis and rhinoconjunctivitis.

34. A method for treating epilepsy, epileptogenesis, seizure disorders, convulsions and other neurological disorders including bipolar disorders, mania, depression, anxiety, migraine, trigeminal and other neuralgia, chronic pain, neuropathic pain, cerebral ischemia, cardiac arrhythmia, myotonia, cocaine abuse, stroke, myoclonus, essential tremor and other movement disorders, neonatal cerebral haemorrhage, amyotrophic lateral sclerosis, spasticity, Parkinson's disease and other degenerative diseases, bronchial asthma, asthmatic status and allergic bronchitis, asthmatic syndrome, bronchial hyperreactivity and bronchospastic syndromes as well as allergic and vasomotor rhinitis and rhinoconjunctivitis, in a mammal in need of such treatment, comprising administering a therapeutic dose of at least one compound according to any preceding claim.

35. The use of a compound of formula I as illustrated in Claim 1 or a pharmaceutically acceptable salt thereof, wherein the individual substituents are as defined in Claim 1, with the provisos that at least one of as R^2 , R^3 , R^4 , R^{2a} , R^{3a} and R^{4a} is other than hydrogen; and that when the compound is a mixture of all possible isomers, X is $-\text{CONR}^5\text{R}^6$, A^2 is oxygen and R^1 is hydrogen, methyl, ethyl or propyl then substitution on the pyrrolidine ring is other than mono-, di-, or tri-methyl or mono-ethyl, for the manufacture of a medicament for the treatment of epilepsy, epileptogenesis, seizure disorders, convulsions and other neurological disorders including bipolar disorders, mania, depression, anxiety, migraine, trigeminal and other neuralgia, chronic pain, neuropathic pain, cerebral ischemia, cardiac arrhythmia, myotonia, cocaine abuse, stroke, myoclonus, essential tremor and other movement disorders, neonatal cerebral haemorrhage, amyotrophic lateral sclerosis, spasticity, Parkinson's disease and other degenerative diseases, bronchial asthma, asthmatic status and allergic bronchitis, asthmatic syndrome, bronchial hyperreactivity and bronchospastic syndromes as well as allergic and vasomotor rhinitis and rhinoconjunctivitis.

36. A method for treating epilepsy, epileptogenesis, seizure disorders, convulsions and other neurological disorders including bipolar disorders, mania, depression, anxiety, migraine, trigeminal and other neuralgia, chronic pain, neuropathic pain, cerebral ischemia, cardiac arrhythmia, myotonia, cocaine abuse, stroke, myoclonus, essential tremor and other movement disorders, neonatal cerebral haemorrhage, amyotrophic lateral sclerosis, spasticity, Parkinson's disease and other degenerative diseases, bronchial asthma, asthmatic status and allergic bronchitis, asthmatic syndrome, bronchial hyperreactivity and bronchospastic syndromes as well as allergic and vasomotor rhinitis and rhinoconjunctivitis, in a mammal in need of such treatment, comprising administering a therapeutic dose of at least one compound of formula I as illustrated in Claim 1 or a pharmaceutically acceptable salt thereof, wherein the individual substituents are as defined in Claim 1, with the provisos that at least one of as R^2 , R^3 , R^4 , R^{2a} ,

R^{3a} and R^{4a} is other than hydrogen; and that when the compound is a mixture of all possible isomers, X is -CONR⁵R⁶, A² is oxygen and R¹ is hydrogen, methyl, ethyl or propyl then substitution on the pyrrolidine ring is other than mono-, di-, or tri-methyl or mono-ethyl.

5 37. The use according to Claim 35, wherein the compound of formula I is a compound according to any one of claims 29, 30 or 31.

 38. The method according to Claim 36, wherein the compound of formula I is a compound according to any one of claims 29, 30 or 31.

10

 39. The use according to Claim 35 or 37 or the method according to Claim 36 or 38, wherein the condition to be treated is epilepsy, neuropathic pain, bipolar disorder or migraine.

15