



US00D826892S

(12) **United States Design Patent** (10) **Patent No.:** **US D826,892 S**
Kim et al. (45) **Date of Patent:** **** Aug. 28, 2018**

(54) **SOUND BAR**

(56) **References Cited**

(71) Applicant: **LG ELECTRONICS INC.**, Seoul (KR)

U.S. PATENT DOCUMENTS

(72) Inventors: **Yongsoo Kim**, Seoul (KR); **Hyeongyeol Kim**, Seoul (KR); **Gangho Woo**, Seoul (KR)

D578,997	S	*	10/2008	Takuma	D14/172
D672,749	S	*	12/2012	Onoue	D14/214
D706,748	S	*	6/2014	Hara	D14/214
D714,763	S	*	10/2014	Woo	D14/209.1
D759,624	S	*	6/2016	Byrd	D14/204
D759,629	S	*	6/2016	Kusano	D14/214
D760,685	S	*	7/2016	Sugiura	D14/204
D765,054	S	*	8/2016	Bast	D14/204
D782,444	S	*	3/2017	Koo	D14/214
D800,690	S	*	10/2017	Groves, Jr.	D14/204

(73) Assignee: **LG ELECTRONICS INC.**, Seoul (KR)

(**) Term: **15 Years**

* cited by examiner

(21) Appl. No.: **35/503,743**

Primary Examiner — Michael A. Pratt
(74) *Attorney, Agent, or Firm* — Birch, Stewart, Kolasch & Birch, LLP

(22) Filed: **Mar. 27, 2017**

(80) **Hague Agreement Data**

(57) **CLAIM**

The ornamental design for a sound bar, as shown and described.

Int. Filing Date: **Mar. 27, 2017**
Int. Reg. No.: **DM/095928**
Int. Reg. Date: **Mar. 27, 2017**
Int. Reg. Pub. Date: **Sep. 29, 2017**

DESCRIPTION

- 1. Sound bar
- 1.1 : Perspective
- 1.2 : Front
- 1.3 : Back
- 1.4 : Left
- 1.5 : Right
- 1.6 : Top
- 1.7 : Bottom

(30) **Foreign Application Priority Data**

Sep. 29, 2016 (KR) 30-2016-0047003

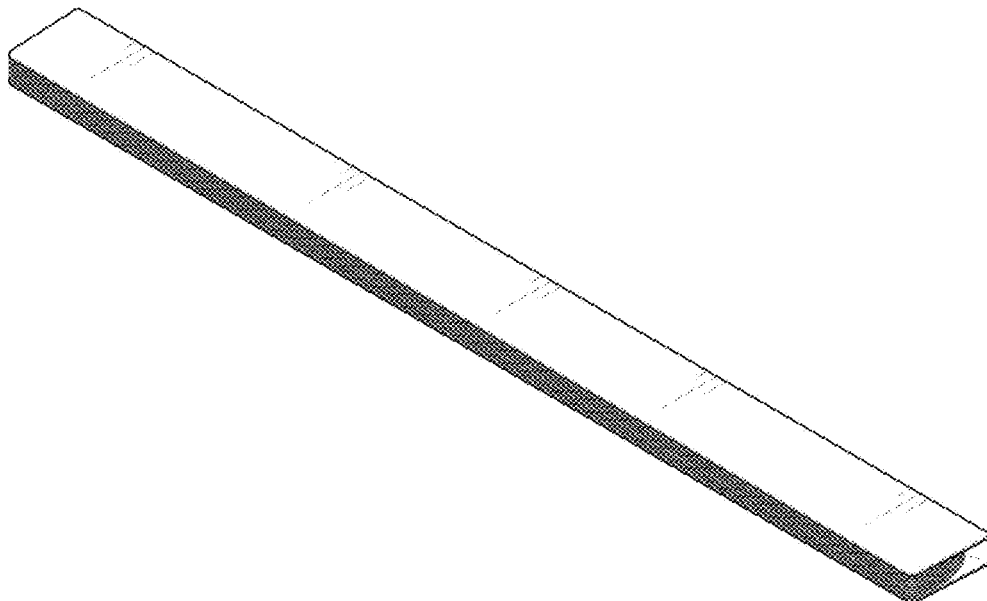
The broken lines in the drawings figures 1.3 and 1.6 illustrate portions of the sound bar which form no part of the claimed design.

(51) **LOC (11) Cl.** **14-01**

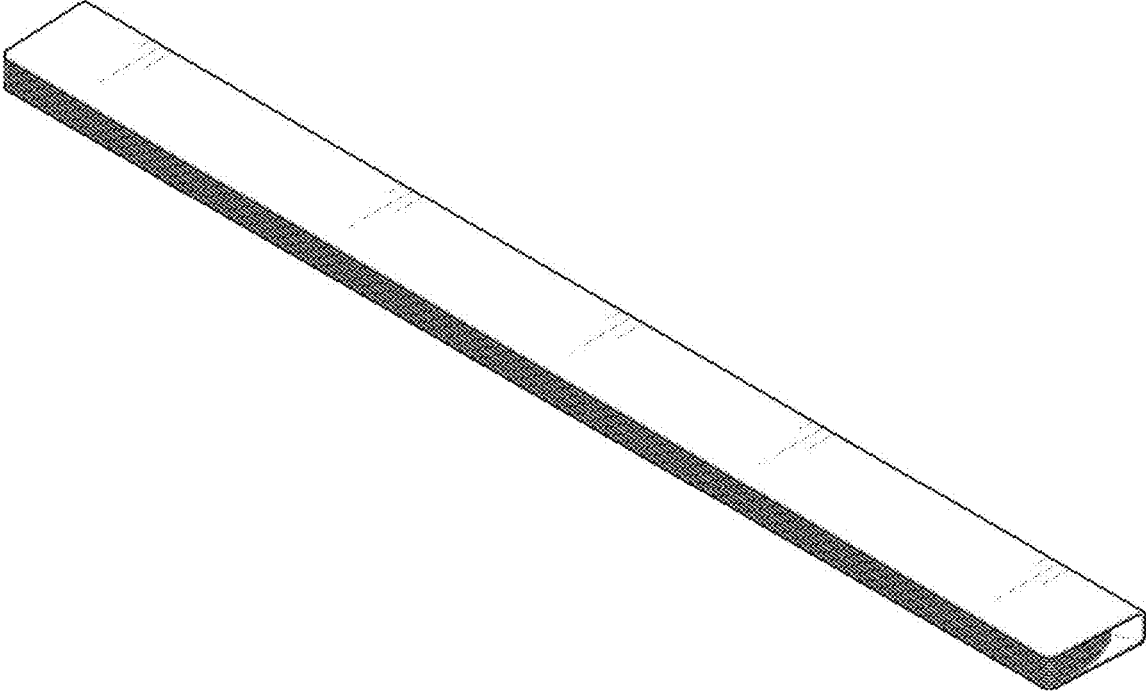
(52) **U.S. Cl.**
USPC **D14/204**

(58) **Field of Classification Search**
None
See application file for complete search history.

1 Claim, 7 Drawing Sheets



1.1




1.2




1.3



1.4



1.5



1.6



1.7

