



(51) International Patent Classification:

H04N 21/845 (2011.01) H04N 21/6587 (2011.01)
H04N 21/262 (2011.01) H04N 21/643 (2011.01)

(21) International Application Number:

PCT/US2015/025214

(22) International Filing Date:

9 April 2015 (09.04.2015)

(25) Filing Language:

English

(26) Publication Language:

English

(30) Priority Data:

14/338,590 23 July 2014 (23.07.2014) US

(71) Applicant: ARRIS TECHNOLOGY, INC. [US/US];
3871 Lakefield Drive, Suwanee, Georgia 30024 (US).

(72) Inventors: PANJE, Krishna Prasad; #200, 9th Main,
Arekere MICA Layout 1st Stage, Bannerghatta Road, Ban-
galore 560076 (IN). FRANKS, William P.; 13295 Cap-
stone Drive, San Diego, California 92130 (US). SAHAS-
RANAMAN, Murali; Flat A-108, Confident Canopus
Apartments, Chintamani Road (Next to Factory Gate),
Hoskote Industrial Area, Karnataka, Bangalore 562114
(IN).

(74) Agents: SWANSON, Lori Anne D. et al.; 3871 Lakefield
Drive, Suwanee, Georgia 30024 (US).

(81) Designated States (unless otherwise indicated, for every

kind of national protection available): AE, AG, AL, AM,
AO, AT, AU, AZ, BA, BB, BG, BH, BN, BR, BW, BY,
BZ, CA, CH, CL, CN, CO, CR, CU, CZ, DE, DK, DM,
DO, DZ, EC, EE, EG, ES, FI, GB, GD, GE, GH, GM, GT,
HN, HR, HU, ID, IL, IN, IR, IS, JP, KE, KG, KN, KP, KR,
KZ, LA, LC, LK, LR, LS, LU, LY, MA, MD, ME, MG,
MK, MN, MW, MX, MY, MZ, NA, NG, NI, NO, NZ, OM,
PA, PE, PG, PH, PL, PT, QA, RO, RS, RU, RW, SA, SC,
SD, SE, SG, SK, SL, SM, ST, SV, SY, TH, TJ, TM, TN,
TR, TT, TZ, UA, UG, US, UZ, VC, VN, ZA, ZM, ZW.

(84) Designated States (unless otherwise indicated, for every

kind of regional protection available): ARIPO (BW, GH,
GM, KE, LR, LS, MW, MZ, NA, RW, SD, SL, ST, SZ,
TZ, UG, ZM, ZW), Eurasian (AM, AZ, BY, KG, KZ, RU,
TJ, TM), European (AL, AT, BE, BG, CH, CY, CZ, DE,
DK, EE, ES, FI, FR, GB, GR, HR, HU, IE, IS, IT, LT, LU,
LV, MC, MK, MT, NL, NO, PL, PT, RO, RS, SE, SI, SK,
SM, TR), OAPI (BF, BJ, CF, CG, CI, CM, GA, GN, GQ,
GW, KM, ML, MR, NE, SN, TD, TG).

Published:

— with international search report (Art. 21(3))

(54) Title: METHODS OF IMPLEMENTING MULTI MODE TRICKPLAY

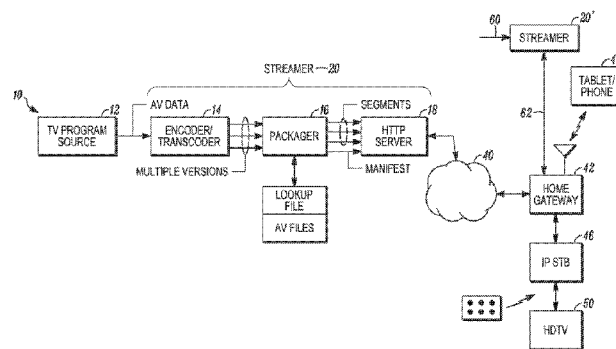


FIG. 1

(57) Abstract: A method of operating a server and an IP client device for presentation of video content to a viewer that includes a trickplay function. The server partitions media chunks into several sub chunks and includes information about the sub chunks in a manifest. The client plays the needed sub chunks to implement a desired play rate. As an alternative to providing sub chunk information in the manifest, the server sends key frame information in the manifest. The client plays needed frames of the key frames to implement a desired play rate. The sub chunk information as well as key frame information is encoded into the manifest as a standard comment or chunk filename. In another alternative, the IP client sends a trickplay request and based on that, the server signals either the sub chunks to be played or the key frames to be played to affect the desired speed. In yet another variation, the server can also remove the unwanted sub chunks or key frames to affect the desired play rate at the IP client.

WO 2016/014129 A1

METHODS OF IMPLEMENTING MULTI MODE TRICKPLAY

BACKGROUND OF THE INVENTION

CLAIM FOR PRIORITY

[0001] This PCT application is related to U.S. Patent Application Serial No. 13/832191, filed March 15, 2013, which is the parent of the U.S. continuation-in-part of Patent Application Serial No. 14/338,590 to which the present PCT application claims priority.

BACKGROUND

[0002] The subject matter of this application relates to methods of implementing trickplay.

[0003] For many years programming viewable on a TV appliance has been broadcast by employing an analog video signal to modulate a radio frequency carrier and propagating the modulated RF carrier over a cable network. The analog video signals for different broadcast TV channels (commonly associated with channel names, such as NBC, CBS and FOX) are impressed on carriers at different frequencies. A receiver in the subscriber premises is tuned to the carrier frequency of the channel that is desired for screening. The receiver may be integrated in the TV appliance or it may be included in a separate device, such as a set-top box (STB).

[0004] Television programming and other multimedia content (MM content), including audio, video, graphics, text and data, may also be distributed using digital cable technology. In this case, the content for a given service (corresponding to a channel of the analog broadcast television domain) may be received at the cable network headend in the form of one or more packetized elementary streams that have been encoded in accordance with appropriate compression standards, such as the video compression standard that is commonly referred to as H.264/AVC. The cable network operator may distribute several services by organizing the payloads of the corresponding packetized elementary streams in transport stream packets that are

delivered over the cable network physical infrastructure using one or more MPEG-2 systems transport streams. A cable network operator may also distribute digital audio/video (AV) content over the cable network physical infrastructure using internet protocol TV (IPTV).

[0005] In an implementation of IPTV, AV content for live TV channels is encoded and encrypted and is made available through an IP server, a delivery network (such as the cable network physical infrastructure or the cellular telephone infrastructure) and a home gateway to an IP client running on a computing device in a TV appliance or an STB.

[0006] Digital cable technology facilitates use of trickplay functions in presentation of AV content. A trickplay function allows the AV content to be presented at a different rate and/or in a different direction of evolution from the normal rate and direction of evolution. Thus, whereas AV content is normally presented at a rate corresponding to 30 video frames per second (fps) evolving in a forward direction, trickplay functions permit fast forward presentation at, for example, at a rate corresponding to two or four times (2x or 4x) the normal video frame rate and reverse presentation, i.e. presentation in the opposite direction from normal evolution at, for example, the normal frame rate or a rate corresponding to 2x or 4x times the normal frame rate.

SUMMARY OF THE INVENTION

[0007] In accordance with a first aspect of the subject matter disclosed herein there is provided a method of operating an IP client device for presentation of video content to a viewer that includes multiple trickplay markings provided in the chunks of the video. In this first aspect in a normal play mode the video content is received from a server in fragments each containing a plurality of video frames and the IP client device presents the video frames at a predetermined, uniform frame rate F frames per second, whereby a fragment containing N frames has a normal presentation duration of N/F seconds, the method comprising creating a manifest at the server such that the server marks each chunk with multiple predetermined granularity of spacing from now on called as trickplay sub chunk depending upon

chunk duration and total playlist duration. These trickplay markings (denoting trickplay sub chunks) are generated such that they start with a reference frame and end with any video frame. If the server is creating the video by transcoding, then the server creates each chunk such that reference frames and trickplay markings are placed almost equidistantly. The above trickplay markings are conveyed to an IP client as a standard playlist comment. In another alternative the trickplay markings are implicitly conveyed to a client by naming the content chunk filename with these trickplay markings thus denoting each of the trickplay sub chunks. The IP client upon receiving the playlist, parses the trickplay markings and plays needed individual sub chunks to meet the desired trickplay speed. To meet the desired speed, the client can play and skip alternate sub chunks, or play one group of sub chunks and skip a next group of sub chunks.

[0008] In accordance with a second aspect of the subject matter disclosed markings for trickplay are set among sub chunks to affect play at a desired speed. In the second aspect, the method comprises receiving a trickplay request, transmitting the trickplay request to a server, receiving a manifest from the server, wherein the manifest is created on the server such that it indicates trickplay sub chunks to be played to affect the client desired trickplay speed by marking the needed trickplay sub chunks along with specific sub chunks to play to affect the desired speed. The above trickplay markings (hence sub chunks) along with the instruction on sub chunks to be played are conveyed to an IP client as standard playlist comment. In another alternative the trickplay markings are implicitly conveyed to client by naming the content chunk filename with these trickplay markings thus denoting only trickplay sub chunks to be played to affect desired trickplay speed. In another embodiment the server removes sub chunks from the chunk such that it sends only the needed sub chunks (or creates a smaller chunk equal to sub chunk) to affect desired trickplay speed when the server implements the desired trickplay.

[0009] In accordance with a third aspect of the subject matter the I frames are marked with spacing depending on chunk duration to control trickplay. The third aspect method comprises creating a manifest at the server such that the server marks I frames with predetermined granularity of spacing depending upon chunk duration and

total playlist duration. The above frame markings are conveyed to IP client as standard playlist comment. In another alternative the frame markings are implicitly conveyed to a client by naming the content chunk filename with these frame markings. The IP client upon receiving the playlist, parses the frame markings and plays needed individual frame(s) to meet the desired trickplay speed. In one variation by playing a number of I frames for a duration of (total chunk duration/trick play speed)/(Number of I frames in the chunk) a desired trickplay is achieved by the IP client.

[0010] In accordance with a fourth aspect of the subject matter speed is affected by marking the I frames needed for playing along with providing an instruction to play specific frames. The third aspect method comprises receiving a trickplay request, transmitting the trickplay request to a server, receiving a manifest from the server, wherein the manifest is created on the server such that it indicates I frames to be played to affect the client desired trickplay speed by marking the needed I frames along with the instruction to play specific frames. The above marked frames to be played are conveyed to an IP client as standard playlist comment. In another alternative the frame markings are implicitly conveyed to a client by naming the content chunk filename with these frame markings thus denoting only the frames to be played to affect desired trickplay speed. In another embodiment the server removes the frames from the chunk such that it sends only the needed frames to affect trickplay.

BRIEF DESCRIPTION OF THE DRAWINGS

[0011] For a better understanding of the subject matter disclosed herein, and to show how the same may be carried into effect, reference will now be made, by way of example, to the accompanying drawings, in which:

[0012] FIG. 1 is a schematic block diagram illustrating how trickplay operation may be applied to delivery of AV content by IPTV, and

[0013] FIG. 2 is a schematic block diagram of a computing device that may be used to implement the methods described with reference to FIG. 1.

[0014] FIG. 3 shows a flowchart illustrating a first aspect of the invention.

- [0015]** FIG. 4 shows a flowchart illustrating a second aspect of the invention.
- [0016]** FIG. 5 shows a flowchart illustrating a third aspect of the invention.
- [0017]** FIG. 6 shows a flowchart illustrating a fourth aspect of the invention.

DETAILED DESCRIPTION

[0018] Some aspects of this description relate to an implementation employing HTTP Live Streaming (HLS) but the subject matter described herein is not restricted to implementations employing HLS.

[0019] Using IPTV streaming technology, MM content may be created and published to an IP server and thereby made available within the home or over the internet to IP client devices. The MM content may be what is perceived by the viewer to be live, such as a contemporaneous sporting event, or prerecorded, such as the previous week's episode of a drama series. In the case of live content, a transcoder transcodes the compressed MM content as short chunks (also known as segments), typically having a duration of from 1 – 10 seconds. At a 30fps rate, a chunk typically contains data for 30 to 300 video frames. Each chunk (or sequence of chunks) is saved as a file, for example with a name in the form Myrecord_chunki.ts (where i is an index), and the file is saved at a network location defined by an HTTP Uniform Resource Locator (URL) that can be used in an HTTP command to access the chunk. Thus, the file is associated with a unique Uniform Resource Indicator (URI) in the form `http://URL/Myrecord_chunk1.ts`.

[0020] The IP client selects the MM content for presentation based on commands communicated to the client device, for example by a hand-held remote control device. The IP server responds to a play command provided by the IP client by creating a manifest (or playlist) that specifies the URIs of the chunks that form the selected MM content and allows the IP client to access the content using an appropriate HTTP command, such as the Get command.

[0021] The client receives the manifest, recovers the URIs for chunk files from the manifest and sends HTTP commands identifying URI to the server. The server responds by retrieving the files containing the requested chunks, encapsulating the

files in IP packets, and transmitting the IP packets to the client. It is not necessary that the IP client should retrieve the files one at a time, in response to respective requests, but it may instead send an HTTP command identifying the URIs of several chunks, in which case the server transmits IP packets encapsulating several files containing respective chunks.

[0022] The IP client receives the IP packets conveying the AV content and decrypts and decodes the packets to produce an AV signal for presenting the AV content to the viewer.

[0023] Prerecorded content is transcoded as chunks and may be recorded as chunks, with each chunk associated with a unique URI, as in the case of live content, but it is also possible to concatenate the chunks and form a single file containing all the frames for an entire program (or a substantial part of the program, for example one or more scenes) and associate the file with one unique URI, e.g. in the form <http://URL/Myrecord.ts>. Playing of the AV content is similar to the case of live content except that the manifest identifies fewer URIs and the IP client requests fewer files from the server.

[0024] It will be appreciated that in the case of typical “live” content the chunks need only be recorded transiently whereas the file or files containing the chunks of prerecorded content may be stored indefinitely for viewing when desired by the customer, whereas in the case of linear television (such as broadcast television), in which the program is made available at a particular time and as a particular service and the viewer decides whether to take it or leave it, the content is concurrently ingested by a transcoder and the content is made available only transiently to the viewer.

[0025] In the event that the user selects a trickplay mode of operation, e.g. fast forward, the IP client continues to receive the chunk files, and may continue to decode each frame, but drops some of the frames so that, for example, in the case of 2x fast forward only half of the frames are presented to the viewer. Since the frames are presented at the same rate (30fps) but half the frames are omitted, the content evolves at twice the normal rate.

[0026] Since the client receives all the frames at twice the normal frame rate and processes all the frames, network congestion may impede delivery of the files and limitations on the processing power of the IP client device may limit the ability of the IP client to decrypt and decode the IP packets. In either event, the quality of the trickplay presentation of the AV content may be impaired.

[0027] Moreover, this mode of operation requires the IP client to be trickplay-aware, i.e. to function differently in trickplay mode from normal mode. Further there is a need for a system which enables the trickplay on a particular IP client while another IP client served by the same IP server may not need trickplay with the IP server serving the same manifest (playlist) for both clients. Thus, by using the same manifest (playlist), one IP client can provide a trickplay experience while another IP clients use the same manifest to provide linear viewing within the chosen HTTP live streaming standard.

[0028] Modern video compression standards encode video content using intracoded (I) frames, predictively coded (P) frames and bi-directionally predictively coded (B) frames. An I frame can be decoded without information from any other frame whereas a P frame or a B frame cannot be decoded without information from at least one other frame.

[0029] Referring to FIG. 1, an IPTV streaming appliance 10 includes a TV program source 12 that delivers a signal conveying the AV content for a given service to a streamer 20, the main functional blocks of which are an encoder/transcoder 14, a packager 16 and an HTTP server 18. The transcoder produces at least one, and possibly several, versions of the AV content encoded in accordance with appropriate audio and video compression standards. For each version, the transcoder produces a video elementary stream and a first language audio elementary stream, and may also produce other elementary streams, such as a second language audio stream and a subtitle stream. The several elementary streams are multiplexed together to produce an MPEG-2 single program transport stream. For the purpose of this description, we will assume that the transcoder produces only one version of the AV content.

[0030] The transcoder 14 provides the AVC single program transport stream to the packager 16, which slices the AV content into consecutive chunks and supplies

the sequence of chunks to the HTTP server 18 as respective AV content files. The HTTP server encapsulates the AV content files in IP packets and makes the IP packets available to the internet 40.

[0031] In one embodiment (to explain the first and second aspects of the invention) For each chunk, the streamer prepares the following sub chunk information list to be passed to the client as a standard manifest comment or the above list is passed to the client as part of content filename. The standard manifest comment, depending upon a HTTP streaming standard; adheres to that particular streaming standard. Sub chunk information to be part of each chunk comprises the following information -

The sub chunk information to be part of each chunk	Explanation
Number of sub chunks	The number of sub chunks within a chunk- a number
Sub chunk durations	The time duration of each sub chunk – in mille seconds.
Number of frames in sub chunk	The number of frames in each sub chunk – a number
Byte offsets of each sub chunk	Byte offset of each sub chunk from the beginning of the chunk – a number
Size of each sub chunk	Byte size of each sub chunk – a number
Sub chunks to play for x Fast Forward	The sequence of sub chunks to be played to achieve a fast forward at the rate of x
Sub chunks to play for x Rewind	The sequence of sub chunks to be played to achieve a rewind at the rate of x

If the server is creating the video by transcoding, then the server creates each chunk such that reference frames, sub chunks are placed almost equidistantly and each sub chunk starts from a reference frame. However, since the sub chunk information list contains the duration and number of frames, the client can do any fine adjustment needed to meet the play durations.

[0032] At a customer premises, a home gateway 42 (including a router that is not separately shown) is connected to the internet 40. The home gateway is connected

wirelessly to a tablet or phone 44. A wired connection is provided between the home gateway 42 and an STB 46, which is connected to a TV appliance 50.

[0033] In order to present the program content provided by the TV program source 12 to a viewer in normal operation, an IP client running on a computing device, such as the STB 46, sends an appropriate HTTP command, such as the HTTP Get command, to the server 18, signifying that the IP client wishes to acquire the AV data for a selected service from the server 18. The streamer creates a manifest that specifies the URIs of the files that contain the data for the selected service and transmits the manifest to the IP client. The IP client running on the STB 46 uses the information in the manifest to request the files and the server transmits IP packets containing the data for the selected service to the client. The IP client decrypts and decodes the IP packets and generates an AV signal which it supplies to the TV applicant to present the AV content to the viewer.

[0034] To explain the first aspect of the invention – The streamer serves the manifest which includes all or a subset of the above sub chunk information as part of manifest comment. Each chunk URI is preceded by a comment containing sub chunk information if each chunk is having different sub chunk information. If each chunk is having the same sub chunk information for some of the sub chunk information list, then a single comment served once as part of a manifest fetch is sufficient.

The new manifest may include statements in the following form as an example:

```
#EXTINF:0.5,
```

```
# Number of sub chunks = 4; sub chunk duration = 0.250, 0.250,
0.250,0.250; Number of frames in sub chunk = 8, 7, 8, 7; Byte offsets of each sub
chunk = 0, 15626, 34256, 65686; size of each sub chunk = 12356, 12366, 12346,
12386
```

```
http://192.168.0.185/Myrecord_chunk1.ts
```

```
#EXTINF:0.5,
```

```
# Number of sub chunks = 4, sub chunk duration = 0.250,0.280,0.220,0.250; Number
of frames in sub chunk = 7, 9, 6, 8; Byte offsets of each sub chunk = 0, 15626, 44256,
65686; size of each sub chunk = 12356, 14366, 11346, 12386
```

```
http://192.268.0.185/Myrecord_chunk2.ts
```

#EXTINF:0.5,

...

Alternatively, the new manifest may include statements in the following form with a chunk file name containing sub chunk information list as encoded below-

#EXTINF:0.5,

http://192.168.0.185/Myrecord_chunk1_4_0_8_250_12356_15626_7_250_12366_34256_8_250_12346_65686_7_250_12386.ts

#EXTINF:0.5,

http://192.268.0.185/Myrecord_chunk2_4_0_....ts

...

In the above example file name

Myrecord_chunk1_4_0_8_250_12356_15626_7_250_12366_34256_8_250_12346_65686_7_250_12386.ts

“4” denotes Number of sub chunks, “0” denotes byte offset of the first sub chunk, “8” denotes the number of frames in the first sub chunk, “250” denotes the duration of the first sub chunk, “12356” denotes the size of the first sub chunk. Similarly, “15626” denotes byte offset of the second sub chunk, “7” denotes the number of frames in the second sub chunk, “250” denotes the duration of second sub chunk, “12366” denotes the size of the second sub chunk and so on for all four sub chunks.

[0035] The sub chunk information list in the manifest may also contain sub chunks to play for x Fast Forward or Rewind, so that it would be easy for the IP client to know which sub chunks to play to achieve the indicated speed.

[0036] In both examples, the EXT-X-DISCONTINUITY tag could be included between consecutive chunks to indicate an encoding discontinuity between the preceding chunk and the following chunk.

[0037] The IP client is receiving above manifest and plays the chunks linearly. Let us assume that the IP client receives a command signifying that the viewer has requested 2x fast forward operation. Let us assume that each chunk contains four sub chunks. The IP client uses the sub chunk information list to determine the number of sub chunks that must be presented during the normal presentation of each chunk in order to provide 2x operation (i.e. two sub chunks in the case of a chunk containing

four sub chunks). The IP client uses the sub chunk information list provided as a comment in the manifest or as an encoded chunk file name to determine the byte offset and size of each sub chunk and fetches only sub chunk content from server by issuing a HTTP Get command with needed sub chunk size (two sub chunks within a chunk) and presents it to the user thus achieving 2x operation.

[0038] By playing only two sub chunks of each chunk, and omitting two sub chunks of each chunk, a 2x fast forward trickplay function is provided. A 4x fast forward trickplay function may be provided by fetching and playing one sub chunk of a chunk containing four sub chunks.

[0039] The IP clients who don't need trickplay can play the content of the manifest linearly without any side effects. Thus the server is trickplay agnostic.

[0040] To explain the second aspect of the invention – The streamer serves the manifest which includes all or subset of above sub chunk information as part of manifest comment along with instruction on specific sub chunks to play to achieve IP client desired play speed. The main advantage is that, in case of sub chunks having different durations across chunks or in a variable frame rate situation, the server can do a fine adjustment of play duration by picking up specific sub chunks of variable durations. Each chunk URI is preceded by a comment containing sub chunk information if each chunk is having different sub chunk information along with instructions on specific sub chunks to play to achieve IP client desired play speed. If each chunk is having the same sub chunk information for some of the sub chunk information list, then a single comment served once as part of a manifest fetch is sufficient.

The new manifest may include statements in the following form as an example with a chunk file name containing a sub chunk information list containing sub chunks to play in the indicted order:

#EXTINF:0.5,

Number of sub chunks = 4; Byte offsets of each sub chunk = 0, 15626, 34256, 65686; size of each sub chunk = 12356, 12366, 12346, 12386, sub chunks to play for 2x fast forward = 0,2

http://192.168.0.185/Myrecord_chunk1.ts

```

#EXTINF:0.5,
# Number of sub chunks = 4, Byte offsets of each sub chunk = 0, 15626, 44256,
65686; size of each sub chunk = 12356, 14366, 11346, 12386, sub chunks to play for
2x fast forward = 0,2
http://192.268.0.185/Myrecord_chunk2.ts
#EXTINF:05,

```

...

Alternatively, the new manifest may include statements in the following form with the chunk file name containing a sub chunk information list that contains sub chunks to play in the indicted order as encoded below-

```

#EXTINF:0.5,
# Number of sub chunks = 4; sub chunk duration = 0.250, 0.250,
0.250,0.250; Number of frames in sub chunk = 8, 7, 8, 7; Byte offsets of each sub
chunk = 0, 15626, 34256, 65686; size of each sub chunk = 12356, 12366, 12346,
12386
http://192.168.0.185/Myrecord_chunk1_4_0_2_0_12356_15626_12366_3
4256_12346_65686_12386.ts
#EXTINF:0.5,
http://192.268.0.185/Myrecord_chunk2_4_0_....ts

```

...

In the above example file name

Myrecord_chunk1_4_0_2_0_12356_15626_12366_34256_12346_65686_12386.ts
“4” denotes Number of sub chunks, “0” denotes first sub chunk to play, “2” denotes the next sub chunk to play, next “0” denotes the byte offset of the first sub chunk, “12356” denotes the size of the first sub chunk. Similarly, “15626” denotes the byte offset of the second sub chunk, “12366” denotes the size of the second sub chunk and so on for all four sub chunks.

[0041] In both examples, the EXT-X-DISCONTINUITY tag could be included between consecutive chunks to indicate an encoding discontinuity between the preceding chunk and the following chunk.

[0042] If the IP client receives a command signifying that the viewer has requested the 2x fast forward operation, the IP client sends an HTTP command to the streamer signifying that a fast forward (FF) operation has been requested. The streamer server calculates the sub chunks to be played to achieve the desired speed and creates the manifest containing the information on specific sub chunks to play. The IP client receiving the above manifest plays the chunks linearly as signalled in the order. Let us assume that the IP client receives a command signifying that the viewer has requested a 2x fast forward operation. Let us assume that each chunk contains four sub chunks. The IP client uses the sub chunk information list to determine the specific sub chunks that must be presented during the normal presentation of each chunk in order to provide a 2x operation (i.e. two sub chunks in the case of a chunk containing four sub chunks). The IP client uses the sub chunk information list provided as a comment in a manifest or as an encoded chunk file name to determine the byte offset and size of the specified sub chunk and fetches only sub chunk content from the server by issuing a HTTP Get command with needed sub chunk size (two sub chunks within a chunk) and presents it to the user thus achieving 2x operation.

[0043] By playing only two sub chunks of each chunk, and omitting two sub chunks of each chunk, a 2x fast forward trickplay function is provided with server aid. A 4x fast forward trickplay function may be provided by fetching and playing one sub chunk of a chunk containing four sub chunks or as signalled by the server.

[0044] The IP clients who don't need trickplay can play the content of the manifest linearly without any side effects. Thus the other client can remain trickplay agnostic when not requesting trickplay.

[0045] In another embodiment, if the IP client receives a command signifying that the viewer has requested 2x fast forward operation, the IP client sends an HTTP command to the streamer signifying that fast forward (FF) operation has been requested. The streamer server calculates the sub chunks to be played to achieve the desired speed, removes the sub chunks not needed from chunk data and creates the manifest. The IP client receiving the above manifest plays the chunks linearly. Let us assume that the IP client receives a command signifying that the viewer has requested 2x fast forward operation. Let us assume that each chunk contains four sub chunks.

The server uses the sub chunk information list to determine the specific sub chunks that must be presented by the IP client during the normal presentation of each chunk in order to provide 2x operation (i.e. two sub chunks in the case of a chunk containing four sub chunks) and removes the sub chunks not needed in the chunk. The IP client uses the sub chunk information list provided as a comment in manifest or as an encoded chunk file name to determine the byte offset and size of the specified sub chunk and fetches only specified sub chunk content from the server by issuing a HTTP Get command with needed sub chunk size (two sub chunks within a chunk) and presents it to the user thus achieving 2x operation.

[0046] In one embodiment (to explain the third and fourth aspects of the invention) - For each chunk, the streamer prepares the following key frame information list (which can be for any frame) to be passed to the client as a standard manifest comment or the above list can be passed to the client as part of content filename. The standard manifest comment, depending upon a HTTP streaming standard; adheres to that particular streaming standard. Key frame information to be part of each chunk includes the following information:

The Frame information to be part of each chunk	Explanation
Number of I frames	The number of I frames within a chunk- a number
I frame duration (or I and immediate P/B frame duration)	The time duration of I frame – in mille seconds.
Number of I frames in a chunk	The number of I frames in a chunk – a number
Byte offsets of each I frame	Byte offset of each I frame from the beginning of the chunk – a number
Size of each I frame	Byte size of each I frame – a number
I frame repeat count	The number of times an I frame to be repeated - number
I frame presentation duration	I frame presentation duration to achieve desired trickplay speed - Either (total chunk duration/trick play speed)/(Number of I frames in the chunk) Or as indicated by the server

I frames to play for x Fast Forward	The sequence of I frames to be played to achieve a fast forward at the rate of x
I frames play for x Rewind	The sequence of I frames to be played to achieve a rewind at the rate of x

[0047] If the server is creating the video by transcoding, then the server creates each chunk such that reference frames are placed almost equidistantly and each chunk starts from a reference frame. However, since the frame information list contains the duration and number of frames, the client can do any fine adjustment needed to meet the play durations even if the reference frames are not spaced equidistant.

[0048] To explain the third aspect of the invention – The streamer serves the manifest which includes all or subset of the above I frame information as part of manifest comment. Each chunk URI is preceded by a comment containing I frame information for each chunk. If each chunk is having the same I frame information for some of the I frame information list, then a single comment served once as part of a manifest fetch is sufficient.

The new manifest may include statements in the following form as an example:

```
#EXTINF:0.5,
# Number of I frames = 2; I frame duration = 33, 33; Byte offset of each I
frame = 0, 35626; size of each I frame = 10356, 10366
http://192.168.0.185/Myrecord_chunk1.ts
#EXTINF:0.5,
# Number of I frames = 2, I frame duration = 30,30; Byte offset of each I
frame = 0, 45626; size of each I frame = 12356, 12366
http://192.268.0.185/Myrecord_chunk2.ts
#EXTINF:0.5,
...
```

Alternatively, the new manifest may include statements in the following form with the chunk file name containing a frame information list as encoded below-

```
#EXTINF:0.5,
```

http://192.168.0.185/Myrecord_chunk1_2_33_33_0_10356_35626_10366.

ts

#EXTINF:0.5,

http://192.268.0.185/Myrecord_chunk2_2_30_....ts

...

In the above example file name

http://192.168.0.185/Myrecord_chunk1_2_33_33_0_10356_35626_10366.ts

“2” denotes Number of I frames, “33” denotes time duration of first I frame in milli seconds, next “33” denotes time duration of second I frame in milliseconds, “0”

denotes a byte offset of first I frame, “10356” denotes the size of first I frame.

Similarly, “35626” denotes a byte offset of the second I frame, and “10366” denotes the size of the second I frame.

[0049] The I frame information list in the manifest may also contain I frames to play for x Fast Forward or Rewind, so that it would be easy for the IP client to know which I frames to play for what duration to achieve the indicated speed.

[0050] In both examples, the EXT-X-DISCONTINUITY tag could be included between consecutive chunks to indicate an encoding discontinuity between the preceding chunk and the following chunk.

[0051] The IP client is receiving the above manifest and plays the chunks linearly. Let us assume that the IP client receives a command signifying that the viewer has requested a 2x fast forward operation. Let us assume that each chunk contains two I frames and chunk duration of one second. The IP client uses I frame information list to determine the number of I frames that must be presented for the needed duration in order to provide 2x operation. The following table shows the calculations needed to find out the I frame presentation duration needed to provide a desired trickplay speed with different combinations-

I frame presentation duration in seconds = (total chunk duration/trick play speed)/(Number of I frames in the chunk)	Number of I frames in the chunk	trickplay speed needed	chunk duration in seconds
0.25	2	2	1
0.5	1	2	1

0.125	4	2	1
0.25	1	4	1
0.1	5	2	1
2.25	2	2	9
4.5	1	2	9
1.125	4	2	9
2.25	1	4	9
0.9	5	2	9

The IP client uses the I frame information list provided as a comment in the manifest or as a encoded chunk file name to determine the byte offset and size of each I frame and fetches only the I frame content from server by issuing a HTTP Get command with the needed frame size and presents it to the user for a needed duration as computed above thus achieving 2x operation (i.e. First I frame for 0.25 seconds and second I frame for 0.25 seconds or only the first I frame for 0.5 seconds and skipping the next frame).

[0052] Thus by playing the number of I frames for a duration of (total chunk duration/trick play speed)/(Number of I frames in the chunk), a desired trickplay is achieved by the IP client.

[0053] The IP clients who don't need trickplay can play the content of the manifest linearly without any side effects. Thus the server is trickplay agnostic.

[0054] To explain the fourth aspect of the invention – The streamer serves the manifest which includes all or a subset of above I frame information as part of manifest comment along with instruction on specific I frames to play to achieve IP client desired play speed. The main advantage is that, in the case of I frames having different durations within or across chunks or if the number of I frames varies across chunks or in a variable frame rate situation, the server can do fine adjustment of play duration by picking up specific I frames and durations. Each chunk URI is preceded by a comment containing the I frame information if each chunk is having different I frame information along with an instruction on specific I frames; optionally the specific I frame duration can be set to play to achieve IP client desired play speed. The new manifest may include statements in the following form as an example with

the chunk file name containing a sub chunk information list including sub chunks to play in an indicted order:

```
#EXTINF:0.5,
```

```
# Number of I frames = 2; Byte offset of each I frame = 0, 35626; size of
each I frame = 10356, 10366; I frame presentation duration =0.250,0.250; I frames to
play for 2x Fast Forward = 1, 2
```

```
http://192.168.0.185/Myrecord_chunk1.ts
```

```
#EXTINF:0.5,
```

```
# Number of I frames = 2; Byte offset of each I frame = 0, 45626; size of
each I frame = 12356, 12366; I frame presentation duration =0.250,0.250; I frames to
play for 2x Fast Forward = 1, 2
```

```
http://192.268.0.185/Myrecord_chunk2.ts
```

```
#EXTINF:05,
```

...

Alternatively, the new manifest may include statements in the following form with the chunk file name containing an I frame information list that includes I frames to play in the indicted order as encoded below-

```
#EXTINF:0.5,
```

```
http://192.168.0.185/Myrecord_chunk1_2_0_10356_35626_10366_250_2
50_1_2.ts
```

```
#EXTINF:0.5,
```

```
http://192.268.0.185/Myrecord_chunk2_2_0_....ts
```

...

In the above example file name

```
http://192.168.0.185/Myrecord_chunk1_2_0_10356_35626_10366_250_250_1_2.ts
```

“2” denotes Number of I frames, “0” denotes the byte offset of first I frame, and “10356” denotes the size of the first I frame. Similarly, “35626” denotes byte offset of the second I frame, “10366” denotes the size of the second I frame, the first “250” denotes presentation duration of the first I frame, and the next “250” denotes presentation duration of next I frame , while the next “1” and “2” instructs the IP client to play the frame number one and two.

[0055] In both examples, the EXT-X-DISCONTINUITY tag could be included between consecutive chunks to indicate an encoding discontinuity between the preceding chunk and the following chunk.

[0056] If the IP client receives a command signifying that the viewer has requested 2x fast forward operation, the IP client sends an HTTP command to the streamer signifying that a fast forward (FF) operation has been requested. The streamer server calculates the I frames to be played to achieve the desired speed and creates the manifest containing the information on specific I frames to play for a specific duration as per $(\text{total chunk duration}/\text{trick play speed})/(\text{Number of I frames in the chunk})$. The IP client is receiving above the manifest and plays the I frames as signalled in the order by the streamer server. Let us assume that the IP client receives a command signifying that the viewer has requested a 2x fast forward operation. The IP client uses the I frame information list provided as a comment in the manifest or as an encoded chunk file name to determine the byte offset and the size of the specified I frame and fetches only the I frame content from server by issuing a HTTP Get command with the needed frame size and presents it to the user for a duration as specified by the server thus achieving the 2x operation.

[0057] By playing a number of I frames for a duration of $(\text{total chunk duration}/\text{trick play speed})/(\text{Number of I frames in the chunk})$ or by playing I frames as directed by the server, a desired trickplay is achieved by the IP client with server aid.

[0058] The IP clients who don't need trickplay can play the content of the manifest linearly without any side effects. Thus the other client remains trickplay agnostic when not requesting the trickplay.

[0059] In another embodiment, if the IP client receives a command signifying that the viewer has requested a 2x fast forward operation, the IP client sends an HTTP command to the streamer signifying that fast forward (FF) operation has been requested. The streamer server calculates the I frames to be played to achieve the desired speed, removes I frames not needed from chunk data and creates the manifest. The IP client uses the I frame information list provided as a comment in the manifest or as an encoded chunk file name to determine the byte offset and the size of the

specified I frame and fetches only the specified I frame content from the server by issuing a HTTP Get command with the needed frame size.

[0060] The IP client may run not only on an STB, as discussed, but also on a tablet or phone that is connected to the internet, either through a home gateway, as described in connection with FIG. 1, or through other network infrastructure such as the cellular telephone network infrastructure.

[0061] The foregoing discussion is based on the possibility of the streamer 20 being remote from the home and the content being supplied from the streamer to the home gateway over the internet 40. In a another implementation, the streamer may be located in the home and connected to receive content delivered over the cable TV distribution network. Thus, a streamer 20', which is connected to the home gateway over a home network 62, may receive content from a cable system headend (not shown) over a coaxial cable 60. The streamer 20' performs the functions attributed to the streamer 20 in the foregoing discussion and interacts with the STB 46 in the same manner as the streamer 20.

[0062] Referring to FIG. 2, one or more of the functional blocks shown in FIG. 1 for receiving the IP packets from the home gateway 42 and producing the signal for driving the TV appliance 50 may be implemented by a computing device comprising at least one processor 161, random access memory 162, read only memory 163, I/O devices 164 (including suitable adaptors for receiving and transmitting bitstreams), a user interface 165, a hard disk drive 167 and one or more buses, configured in a generally conventional architecture. The computing device operates in accordance with a program that is stored in a non-transitory computer readable memory, such as the hard disk drive 167, and is loaded into the random access memory 162 for execution. The program is composed of instructions such that when the computing device receives a signal representing the input of the STB 46, by way of a suitable interface included in the I/O devices, the computing device allocates memory to appropriate buffers and utilizes other suitable resources and functions to perform the various operations that are described above as being performed by the functional blocks of the STB.

[0063] Figs. 3-6 are flow charts illustrating the first through fourth aspects of the present invention. In the first aspect shown in Fig. 3, in a first step 301 a manifest is created at the server such that the server marks each chunk with a multiple granularity of spacing forming trickplay sub chunks. These trickplay markings (denoting trickplay sub chunks) are generated such that they start with a reference frame and end with any video frame. In one embodiment, the server creates each chunk such that reference frames and trickplay markings are placed almost equidistantly spaced. In a second step 302, the trickplay markings are conveyed to an IP client as a standard playlist comment or in the alternative the trickplay markings are implicitly conveyed to a client by naming the content chunk filename with these trickplay markings. In a third step 303, the IP client device upon receiving the playlist, parses the trickplay markings and plays needed individual sub chunks in a manner to meet the desired trickplay speed. To meet the desired speed, in a step the client can play and skip alternate sub chunks, or play one group of sub chunks and skip a next group of sub chunks.

[0064] Fig. 4 shows the second aspect of the invention. In the second aspect, the first two steps 301 of marking the trickplay sub chunks and then 302 of providing the trickplay markings to the IP client device are the same as the first aspect. In a new step 403 of this second aspect, the server only sends the sub chunks to the IP client device for playing with some sub chunks removed to control the desired trickplay speed rather than relying on the IP client device itself to skip chunks.

[0065] Fig. 5 shows a fourth aspect of the present invention. Initially in Fig. 5 in step 501 the server marks I frames with spacing depending on chunk duration to control trickplay. In step 502 the markings are conveyed to IP client as standard playlist comment or appropriately naming the content chunk filename. In a step 503, the IP client upon receiving the playlist, parses the frame markings and plays needed individual frame(s) to meet the desired trickplay speed. The IP client plays the number of I frames for a duration of $(\text{total chunk duration}/\text{trick play speed})/(\text{Number of I frames in the chunk})$ to control the desired trickplay speed.

[0066] Fig. 6 shows the fourth aspect of the invention. In the fourth aspect, the first two steps 501 of marking the I frames and then 502 of providing the I frame

markings to the IP client device are the same as the third aspect. In a new step 603 of this fourth aspect, the server only sends the frames marked to the IP client device for playing with other frame portions removed to control the desired trickplay speed rather than relying on the IP client device itself to control speed.

[0067] It will be appreciated that the invention is not restricted to the particular embodiment that has been described, and that variations may be made therein without departing from the scope of the invention as defined in the appended claims, as interpreted in accordance with principles of prevailing law, including the doctrine of equivalents or any other principle that enlarges the enforceable scope of a claim beyond its literal scope. Unless the context indicates otherwise, a reference in a claim to the number of instances of an element, be it a reference to one instance or more than one instance, requires at least the stated number of instances of the element but is not intended to exclude from the scope of the claim a structure or method having more instances of that element than stated. The word "comprise" or a derivative thereof, when used in a claim, is used in a nonexclusive sense that is not intended to exclude the presence of other elements or steps in a claimed structure or method.

CLAIMS

1. A method of operating a server device for presentation of video content to a viewer, wherein in a normal play mode the video content is received from the server in chunk fragments each containing a plurality of video frames and an IP client device presents the video frames at a predetermined, uniform frame rate, the method comprising:

creating a manifest at the server such that the server marks each chunk with multiple predetermined granularity of spacing forming trickplay sub chunk markings, the spacing dependant upon chunk duration and a total manifest play duration,

wherein the trickplay sub chunk markings (denoting trickplay sub chunks) are generated such that they start with a reference frame and end with any video frame, and

spacing the trickplay markings using the server so that the trickplay markings are placed almost equidistantly,

providing a sub chunk information list for each of the chunks comprising: (a) a number of sub chunks, (b) sub chunk durations, (c) a number of frames in each of the sub chunks, (d) byte offsets for each of the sub chunks, (e) a size for each of the sub chunks, and (f) an indication of a number of sub chunks to play for achieving a desired speed.

2. The method of claim 1, wherein the sub chunk information list is conveyed by the server to the IP client as a standard playlist comment.

3. The method of claim 1, wherein the sub chunk information list is conveyed by the server to the IP client by naming a content chunk filename with the sub chunk information.

4. A method according to claim 1, wherein the sub chunk information list indicates the sub chunks to play by the IP client based on a desired trickplay speed of the client.

5. A method of operating an IP client device for presentation of video content to a viewer, wherein in a normal play mode the video content is received from a server in chunk fragments each containing a plurality of video frames and the IP client device presents the video frames at a predetermined, uniform frame rate, the method comprising:

receiving a trickplay request at the IP client device,

the IP client upon receiving a playlist, parses trickplay markings in the playlist and plays needed individual sub chunks to meet the desired trickplay speed by at least one of (a) playing and skipping alternate sub chunks, or (b) playing a first group of sub chunks and skipping a next group of sub chunks.

6. A method of operating a server for presentation of video content to a viewer of an IP client device, wherein in a normal play mode the video content is received from a server in chunk fragments each containing a plurality of video frames and the IP client device presents the video frames at a predetermined, uniform frame rate, the method comprising:

receiving a trickplay request at the server; and

providing a modified manifest from the server for the IP client device, wherein the manifest specifies through trickplay markings, for the IP client device to play specific sub chunks to meet the desired trickplay speed by playing and skipping alternate sub chunks, or by playing a first group of sub chunks and skipping a next group of sub chunks.

7. A method of operating a server for presentation of video content to a viewer of an IP client device, wherein in a normal play mode the video content is received from a server in chunk fragments each containing a plurality of video frames and the IP client device presents the video frames at a predetermined, uniform frame rate, the method comprising:

receiving a trickplay request at the server;

providing a modified manifest from the server for the IP client device, wherein the manifest specifies to the IP client device to play needed individual sub chunks to meet a desired trickplay speed by physically including and removing alternate sub chunk data, or including a first group of sub chunks and removing a next group of sub chunk data.

8. A method of operating an server device for presentation of video content to a viewer, wherein in a normal play mode the video content is received from a server in chunk fragments each containing a plurality of video frames and an IP client device presents the video frames at a predetermined, uniform frame rate, the method comprising -

creating a manifest at the server such that the server marks I frames with predetermined granularity of spacing depending upon chunk duration and total playlist duration; and

creating in the manifest the following I frame information list for each chunk: (a) a number of I frames, (b) an I frame duration, (c) byte offsets of each I frame, (d) a size of each I frame, (e) an I frame repeat count, (g) an I frame presentation duration, (h) I frames to play for x fast forward and (i) I frames to play for x rewind speed.

9. The method of claim 8, wherein the I frame information list is conveyed to the IP client as a standard playlist comment.

10. The method of claim 8, the I frame information list is conveyed to the IP client by naming the content chunk filename with I frame information.

11. A method of claim 9, wherein I frame information list indicates the I frames to play by the IP client based on a desired trickplay speed of the client.

12. A method of operating an IP client device for presentation of video content to a viewer, wherein in a normal play mode the video content is received from a server in fragments each containing a plurality of video frames and the IP client

device presents the video frames at a predetermined, uniform frame rate, the method comprising:

- receiving a trickplay request from a user at an IP client device,
- receiving the playlist including an I frame information list at the IP client device from a server for the received trickplay request;
- parsings the I frame information list at the IP client device upon receiving the playlist and playing each I frame for a duration one of of the following: (a) (total chunk duration/trick play speed)/(Number of I frames in the chunk), or (b) playing and skipping alternate frames, or (c) playing and skipping groups of I frames to meet a desired trickplay.

13. A method of operating a server for presentation of video content to a viewer on an IP client device, wherein in a normal play mode the video content is received from a server in chunk fragments each containing a plurality of video frames and the IP client device presents the video frames at a predetermined, uniform frame rate, the method comprising:

- receiving a trickplay request at the server from the client IP device; and
- providing a modified manifest from the server for the client IP device, wherein the manifest specifies through I frame information markings, to play specific I frames to meet the desired trickplay,

- wherein the server marks to play one of the following: (a) each I frame for a limited duration of (total chunk duration/trick play speed)/(Number of I frames in the chunk), or (b) indicates to play alternate frames, or (c) indicates to play groups of I frames to meet a desired trickplay speed.

14. A method of operating a server for presentation of video content to a viewer on an IP client device, wherein in a normal play mode the video content is received from the server in chunk fragments each containing a plurality of video frames and the IP client device presents the video frames at a predetermined, uniform frame rate, the method comprising:

- receiving a trickplay request at the server from the client IP device; and

providing a modified manifest from the server for the IP client device, wherein the manifest specifies to play needed individual I frames to meet the desired trickplay speed by physically including and removing alternate I frame data, or including a first group I frames and removing a next group of I frames.

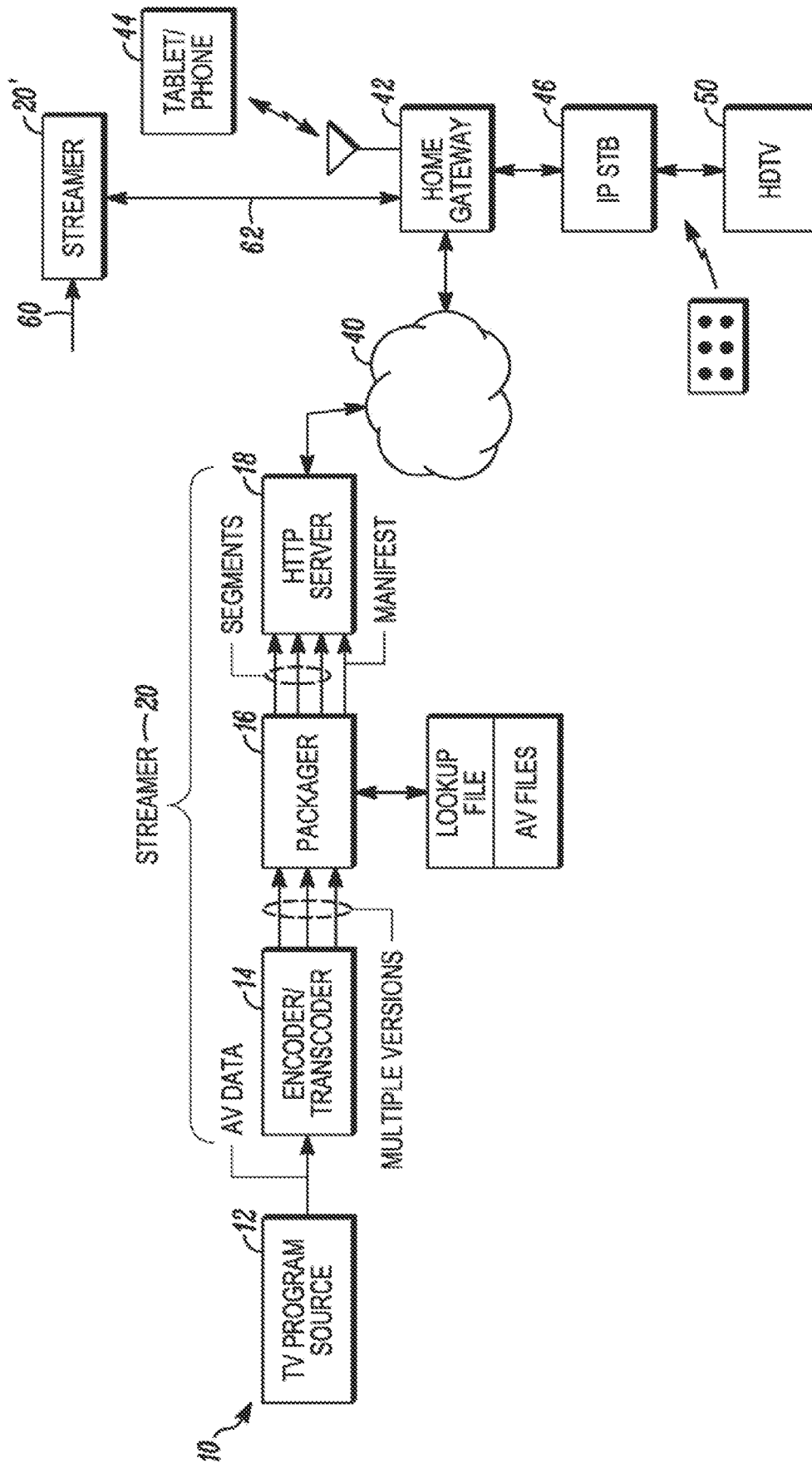
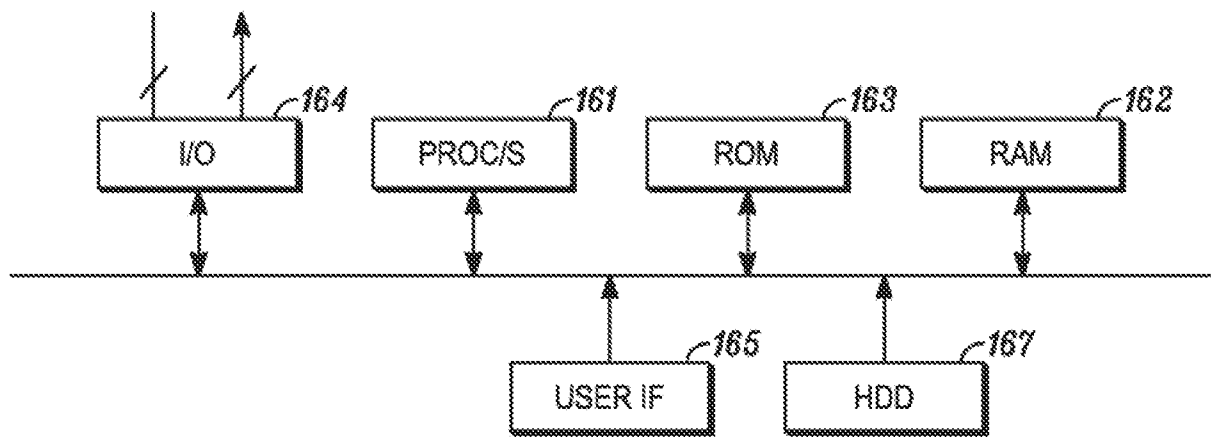
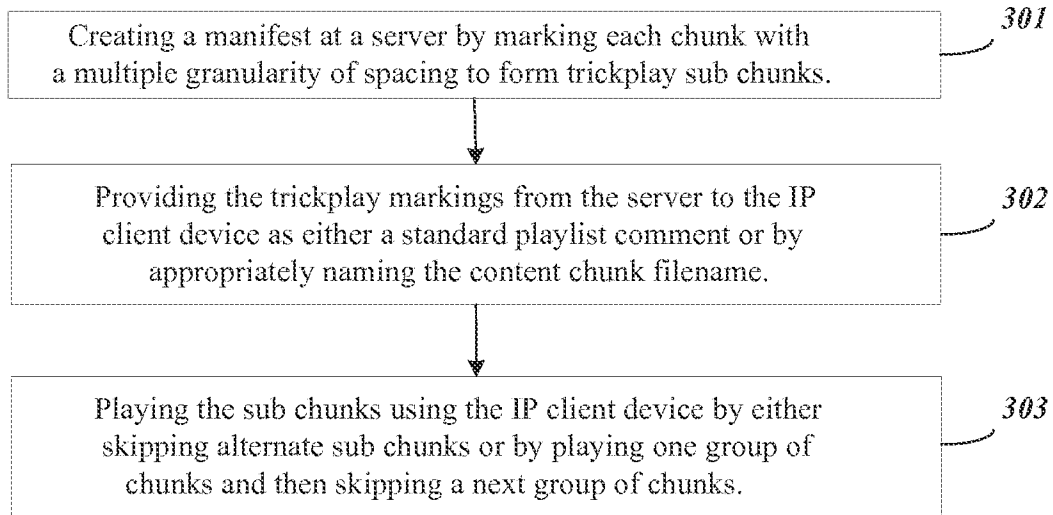
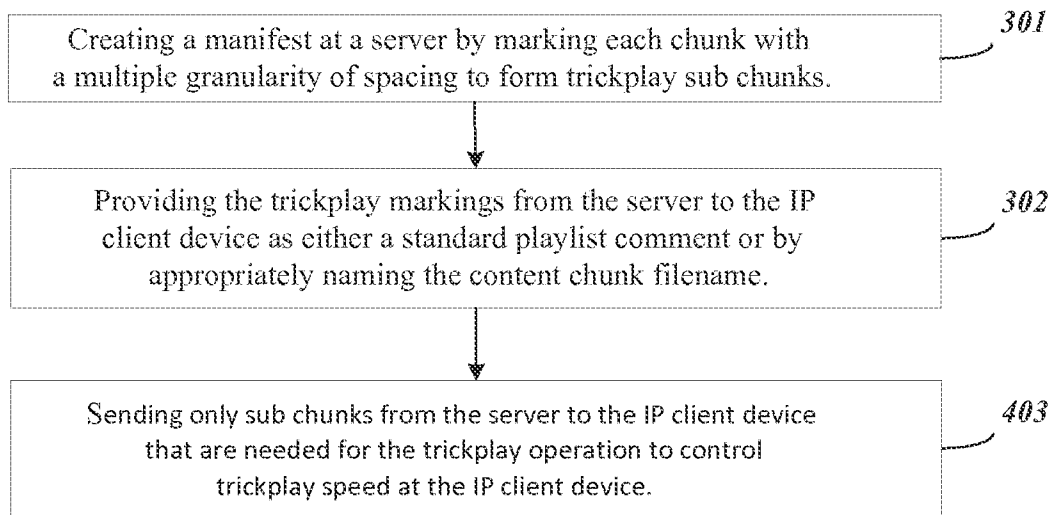
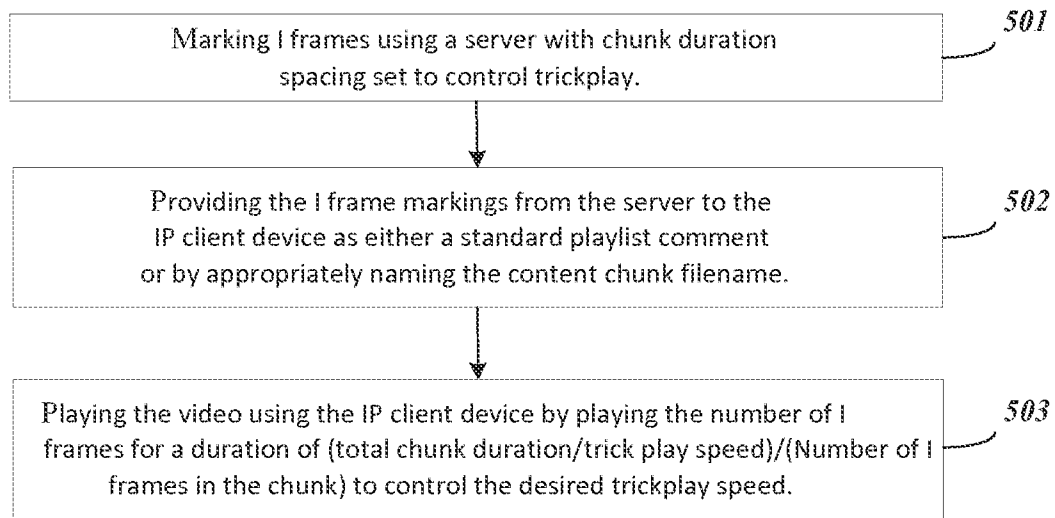
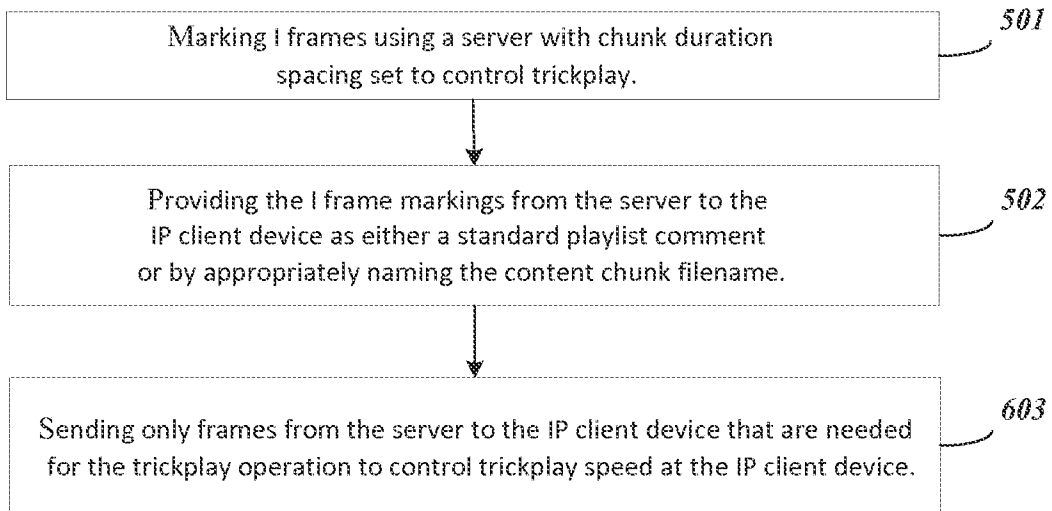


FIG. 1

*FIG. 2*

**FIG. 3****FIG. 4**

**FIG. 5****FIG. 6**

INTERNATIONAL SEARCH REPORT

International application No
PCT/US2015/025214

A. CLASSIFICATION OF SUBJECT MATTER
 INV. H04N21/845 H04N21/262 H04N21/6587 H04N21/643
 ADD.
 According to International Patent Classification (IPC) or to both national classification and IPC

B. FIELDS SEARCHED
 Minimum documentation searched (classification system followed by classification symbols)
 H04N
 Documentation searched other than minimum documentation to the extent that such documents are included in the fields searched

Electronic data base consulted during the international search (name of data base and, where practicable, search terms used)
 EPO-Internal, WPI Data

C. DOCUMENTS CONSIDERED TO BE RELEVANT

Category*	Citation of document, with indication, where appropriate, of the relevant passages	Relevant to claim No.
X	US 2014/059244 A1 (PANJE KRISHNA PRASAD [IN] ET AL) 27 February 2014 (2014-02-27) abstract paragraph [0017] - paragraph [0021] paragraph [0031] - paragraph [0059] tables 2,3 figure 8 ----- -/--	1-14

Further documents are listed in the continuation of Box C.

See patent family annex.

* Special categories of cited documents :

<p>"A" document defining the general state of the art which is not considered to be of particular relevance</p> <p>"E" earlier application or patent but published on or after the international filing date</p> <p>"L" document which may throw doubts on priority claim(s) or which is cited to establish the publication date of another citation or other special reason (as specified)</p> <p>"O" document referring to an oral disclosure, use, exhibition or other means</p> <p>"P" document published prior to the international filing date but later than the priority date claimed</p>	<p>"T" later document published after the international filing date or priority date and not in conflict with the application but cited to understand the principle or theory underlying the invention</p> <p>"X" document of particular relevance; the claimed invention cannot be considered novel or cannot be considered to involve an inventive step when the document is taken alone</p> <p>"Y" document of particular relevance; the claimed invention cannot be considered to involve an inventive step when the document is combined with one or more other such documents, such combination being obvious to a person skilled in the art</p> <p>"&" document member of the same patent family</p>
---	---

Date of the actual completion of the international search 9 July 2015	Date of mailing of the international search report 16/07/2015
---	---

Name and mailing address of the ISA/ European Patent Office, P.B. 5818 Patentlaan 2 NL - 2280 HV Rijswijk Tel. (+31-70) 340-2040, Fax: (+31-70) 340-3016	Authorized officer Hampson, Frances
--	---

INTERNATIONAL SEARCH REPORT

International application No
PCT/US2015/025214

C(Continuation). DOCUMENTS CONSIDERED TO BE RELEVANT		
Category*	Citation of document, with indication, where appropriate, of the relevant passages	Relevant to claim No.
X	JIN YOUNG LEE ET AL: "Virtual Segmentation of TS Packetized Video using Key-frame Information", 94. MPEG MEETING; 11-10-2010 - 15-10-2010; GUANGZHOU; (MOTION PICTURE EXPERT GROUP OR ISO/IEC JTC1/SC29/WG11),, no. M18415, 6 October 2010 (2010-10-06), XP030047005,	5-7, 12-14
A	Section 2 Uses Cases Section 3 Virtual Segmentation Section 4 Syntax and Semantics figure 1	1-4,8-11
A	----- YE-KUI WANG ET AL: "EE#6: Trick Mode and Random Access Signaling (TRA)", 94. MPEG MEETING; 11-10-2010 - 15-10-2010; GUANGZHOU; (MOTION PICTURE EXPERT GROUP OR ISO/IEC JTC1/SC29/WG11),, no. M18016, 11 October 2010 (2010-10-11), XP030046606, Section 3.1.1 Trick modes Section 3.2 Qualcomm Section 3.7 ETRI Section 3.8 Samsung /Kyunghee University -----	1-14

INTERNATIONAL SEARCH REPORT

Information on patent family members

International application No

PCT/US2015/025214

Patent document cited in search report	Publication date	Patent family member(s)	Publication date
US 2014059244	A1	NONE	
