



US00D735822S

(12) **United States Design Patent**  
**Week**

(10) **Patent No.:** **US D735,822 S**

(45) **Date of Patent:** **\*\* Aug. 4, 2015**

(54) **EXERCISE APPARATUS**

(71) Applicant: **BOSU Fitness, LLC**, San Diego, CA (US)

(72) Inventor: **David S. Weck**, San Diego, CA (US)

(73) Assignee: **BOSU Fitness, LLC**, San Diego, CA (US)

(\*\*) Term: **14 Years**

(21) Appl. No.: **29/499,127**

(22) Filed: **Aug. 12, 2014**

(51) **LOC (10) Cl.** ..... **21-02**

(52) **U.S. Cl.**  
USPC ..... **D21/686**

(58) **Field of Classification Search**  
USPC ..... 482/142, 112, 93, 140, 91, 148, 146, 482/52, 147, 121, 139, 14, 34, 79, 145, 44, 482/77, 49, 7, 3, 47; D21/662, 713, 680, D21/692, 686, 688; D30/117; 691/23; 473/596, 614, 422, 595, 598, 607; 297/311, 354.1, 411.3, 452.1, 452.41, 297/271.5, 258.1, 270.1, 270.5, 344.1, 297/451.13, 452.17; 248/599; 601/129, 601/131, 40, 120, 134, 135; 73/379.01, 73/379.08, 379.09; 340/323 R, 384.71; D6/661.3; 273/342; 267/137, 153; 173/162.2; 30/383; 200/18, 6 A; D11/26; D32/40; D3/215; D24/200; 5/636

See application file for complete search history.

(56) **References Cited**

**U.S. PATENT DOCUMENTS**

D507,311	S *	7/2005	Butler et al.	.....	D21/686
7,004,886	B2 *	2/2006	Chen	.....	482/14
7,494,446	B2 *	2/2009	Weck et al.	.....	482/47
7,575,540	B1 *	8/2009	Dobrow et al.	.....	482/142
8,814,768	B1 *	8/2014	Yang et al.	.....	482/147
2004/0142801	A1 *	7/2004	Lin	.....	482/142

2007/0207901	A1 *	9/2007	Traub	.....	482/52
2012/0277078	A1 *	11/2012	Seade	.....	482/142
2013/0005550	A1 *	1/2013	Nagy	.....	482/146
2013/0017937	A1 *	1/2013	Guarrasi	.....	482/142
2013/0288866	A1 *	10/2013	Rainey	.....	482/146
2013/0316886	A1 *	11/2013	Lynch et al.	.....	482/146

(Continued)

*Primary Examiner* — Robert M Spear

*Assistant Examiner* — Ryan Harvey

(74) *Attorney, Agent, or Firm* — Lerner, David, Littenberg, Krumholz & Mentlik, LLP

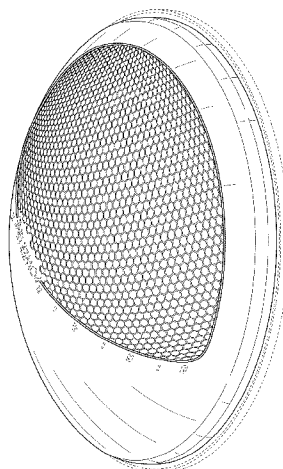
(57) **CLAIM**

The ornamental design for an exercise apparatus, as shown and described.

**DESCRIPTION**

FIG. 1 is a front perspective view of an exercise apparatus according to a first embodiment of my design;  
 FIG. 2 is a back elevation view thereof;  
 FIG. 3 is a front elevation view thereof;  
 FIG. 4 is a right side elevation view thereof;  
 FIG. 5 is a left side elevation view thereof;  
 FIG. 6 is a top elevation view thereof;  
 FIG. 7 is a bottom elevation view thereof;  
 FIG. 8 is a front perspective view of an exercise apparatus according to a second embodiment of my design;  
 FIG. 9 is a back elevation view thereof;  
 FIG. 10 is a front elevation view thereof;  
 FIG. 11 is a right side elevation view thereof;  
 FIG. 12 is a left side elevation view thereof;  
 FIG. 13 is a top elevation view thereof;  
 FIG. 14 is a bottom elevation view thereof;  
 FIG. 15 is a front perspective view of an exercise apparatus according to a third embodiment of my design;  
 FIG. 16 is a back elevation view thereof;  
 FIG. 17 is a front elevation view thereof;  
 FIG. 18 is a right side elevation view thereof;  
 FIG. 19 is a left side elevation view thereof;  
 FIG. 20 is a top elevation view thereof;  
 FIG. 21 is a bottom elevation view thereof.  
 Broken lines are environmental only and form no part of the claimed design.

**1 Claim, 12 Drawing Sheets**



# US D735,822 S

Page 2

---

(56)

## References Cited

### U.S. PATENT DOCUMENTS

2014/0162858 A1*	6/2014	Dalebout .....	482/142
2014/0265495 A1*	9/2014	Bay .....	297/311
2013/0334846 A1*	12/2013	Bahneman et al. ....	297/195.11

\* cited by examiner

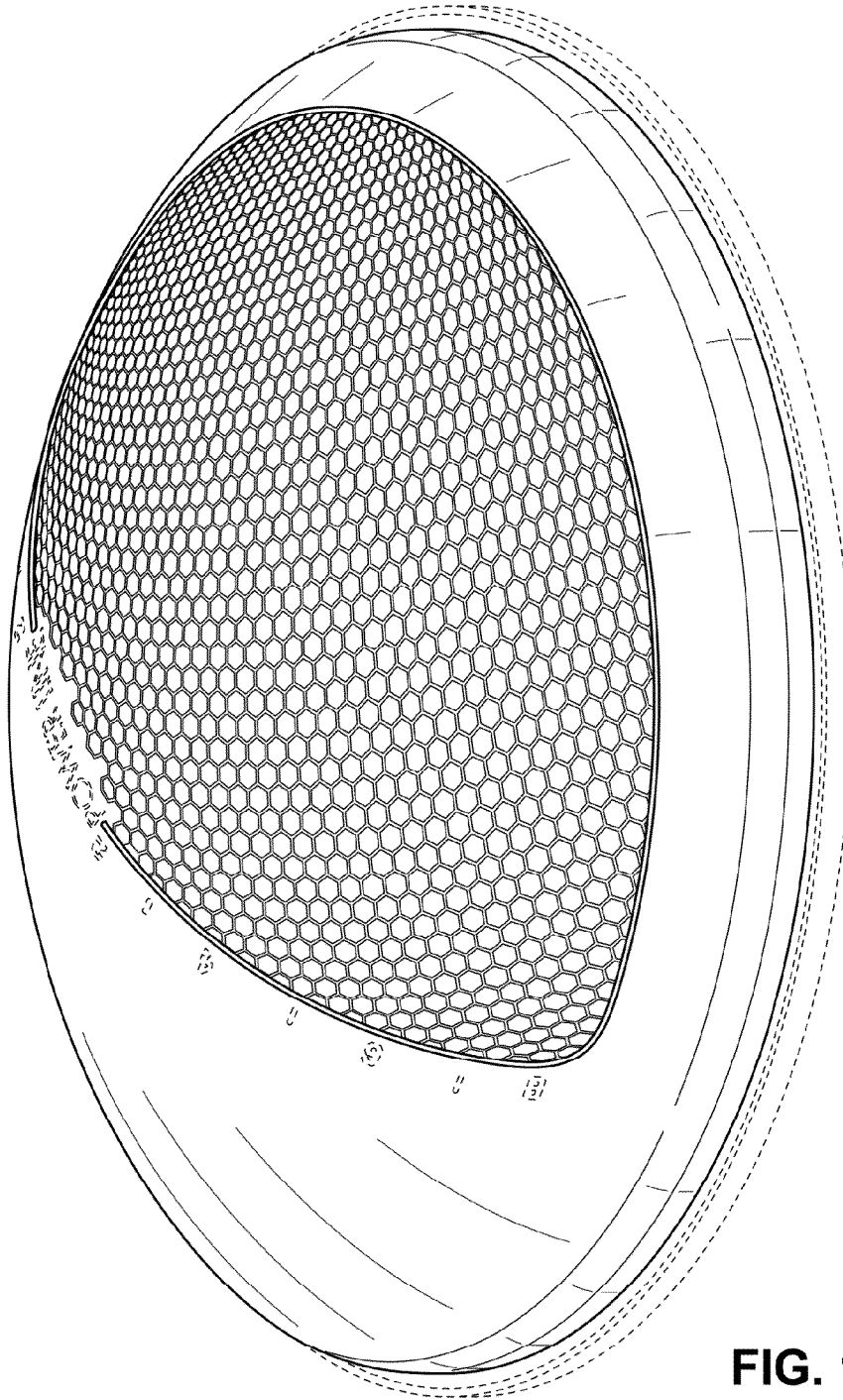


FIG. 1

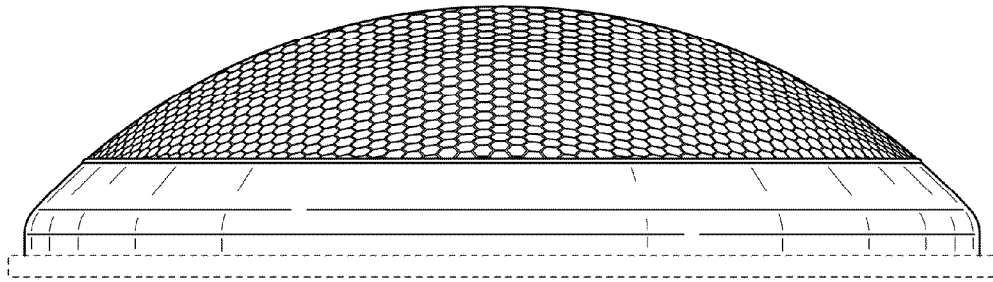


FIG. 2

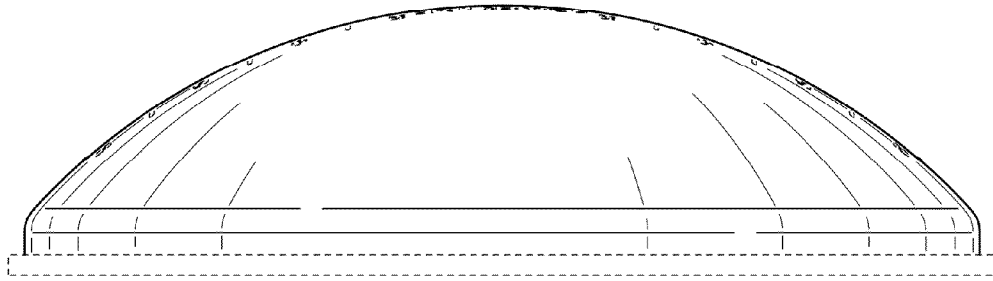


FIG. 3

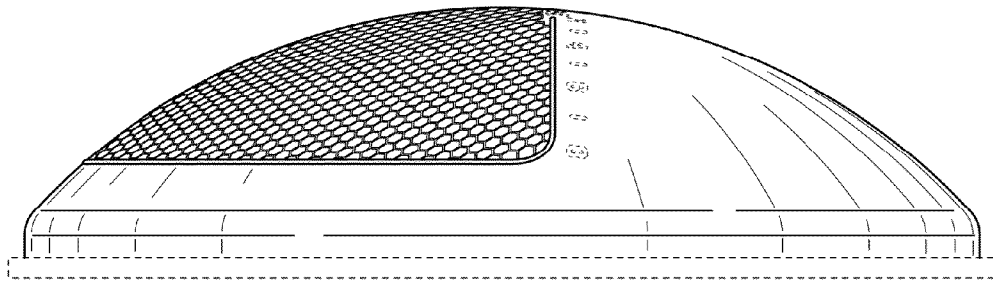


FIG. 4

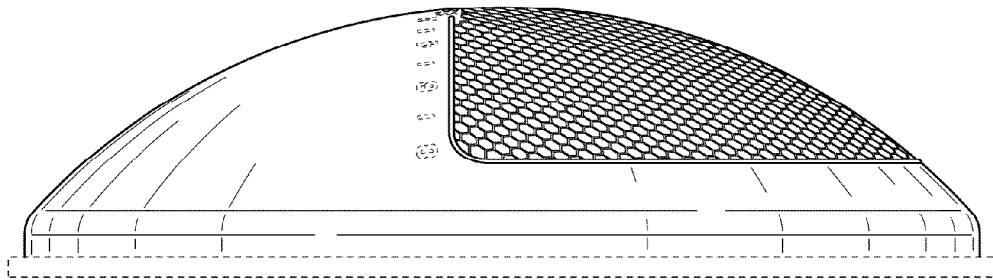


FIG. 5

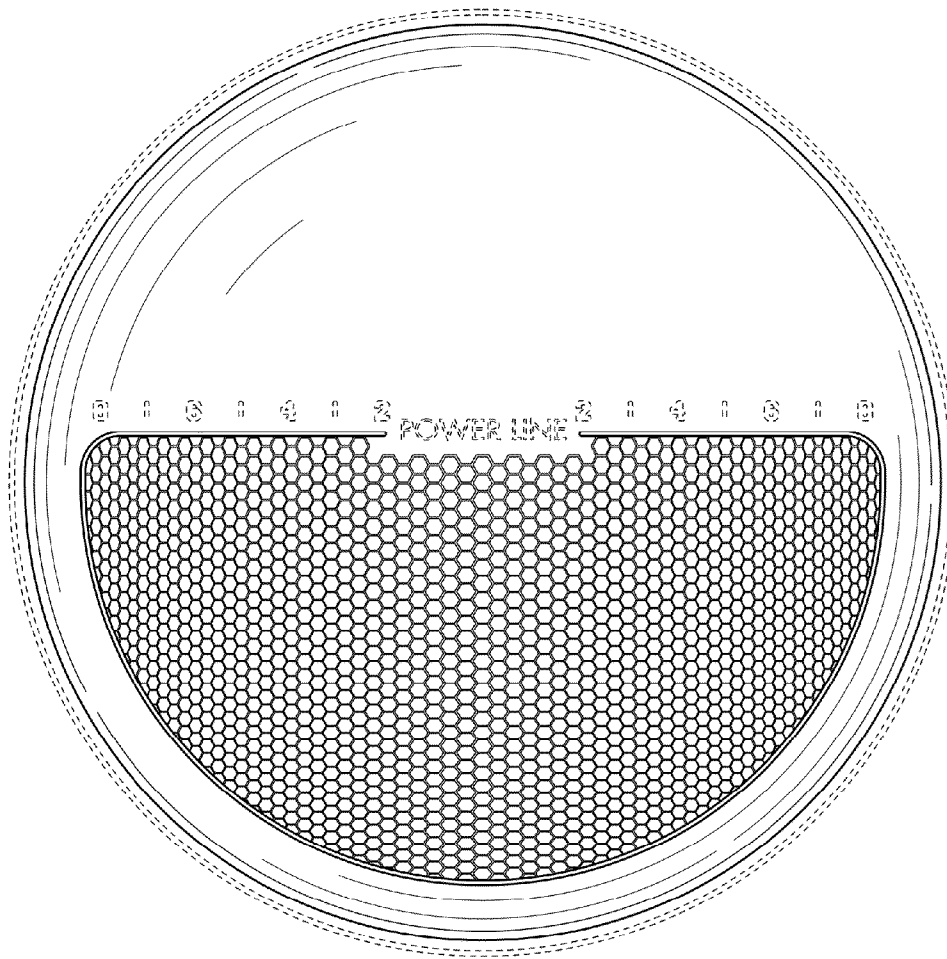



FIG. 6



**FIG. 7**

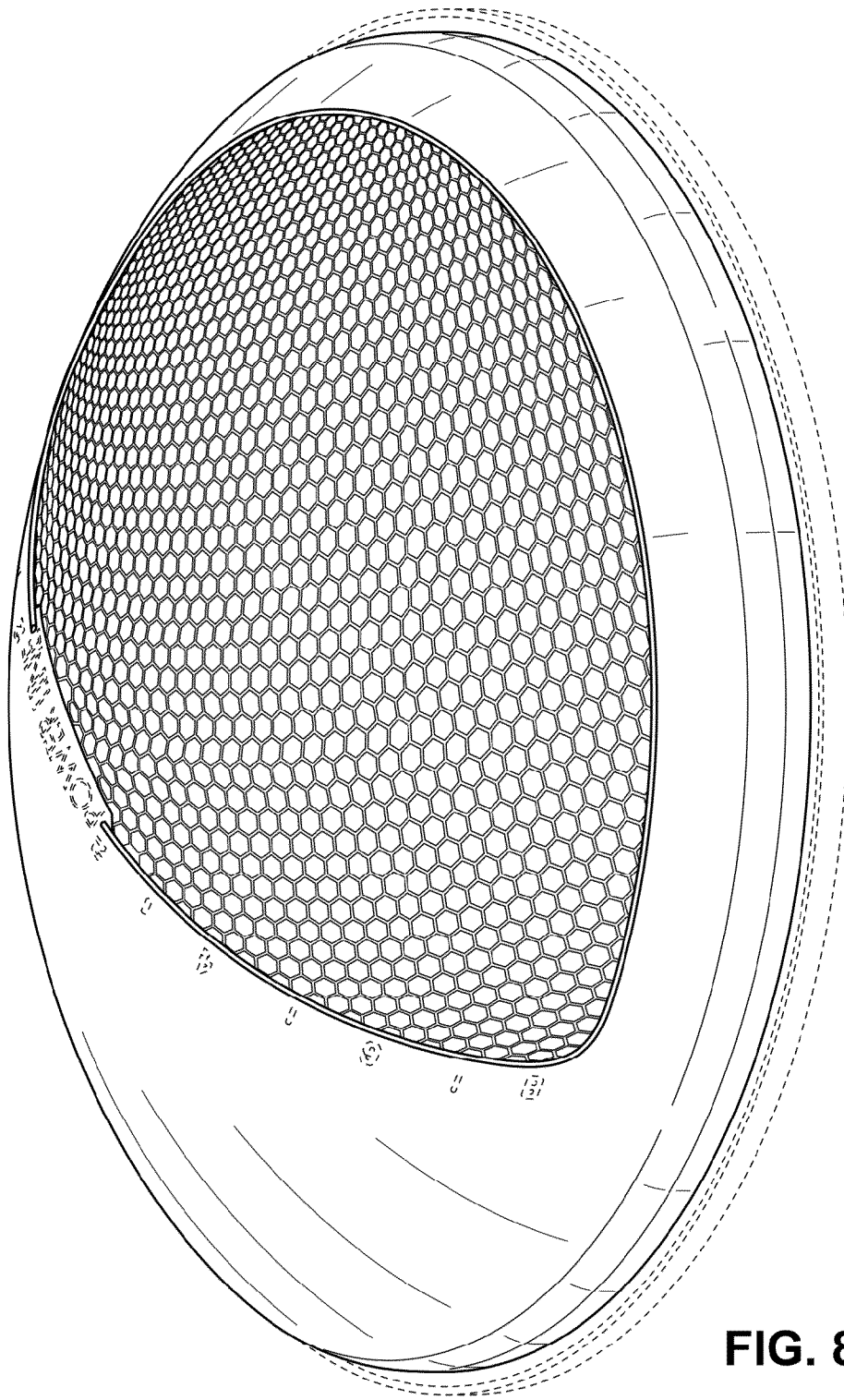


FIG. 8

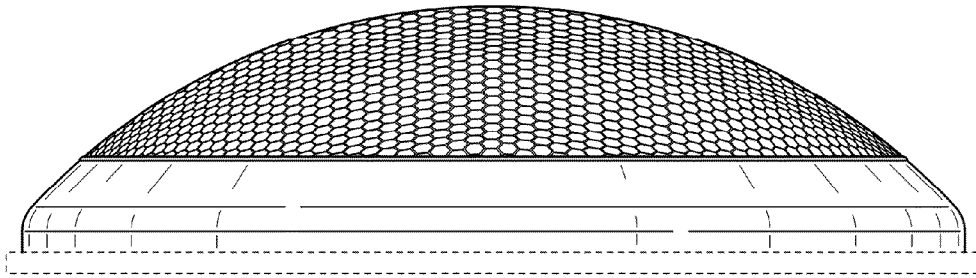


FIG. 9

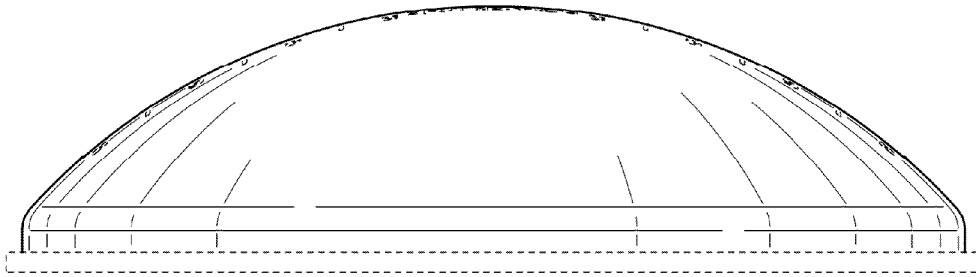


FIG. 10

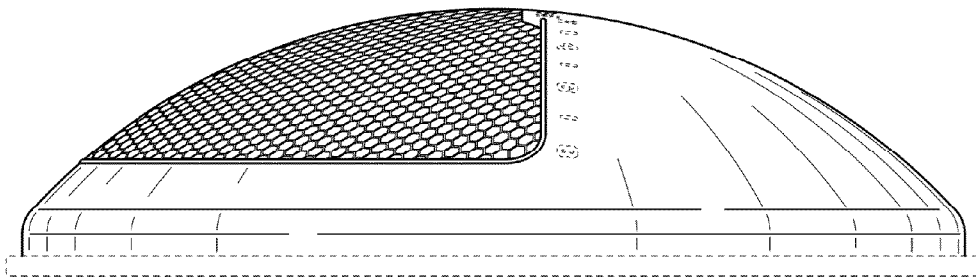


FIG. 11

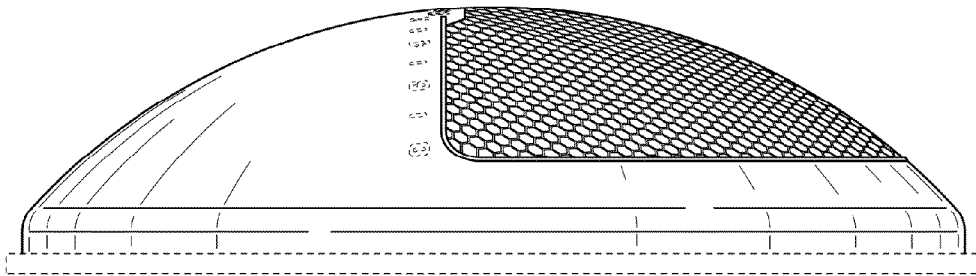


FIG. 12

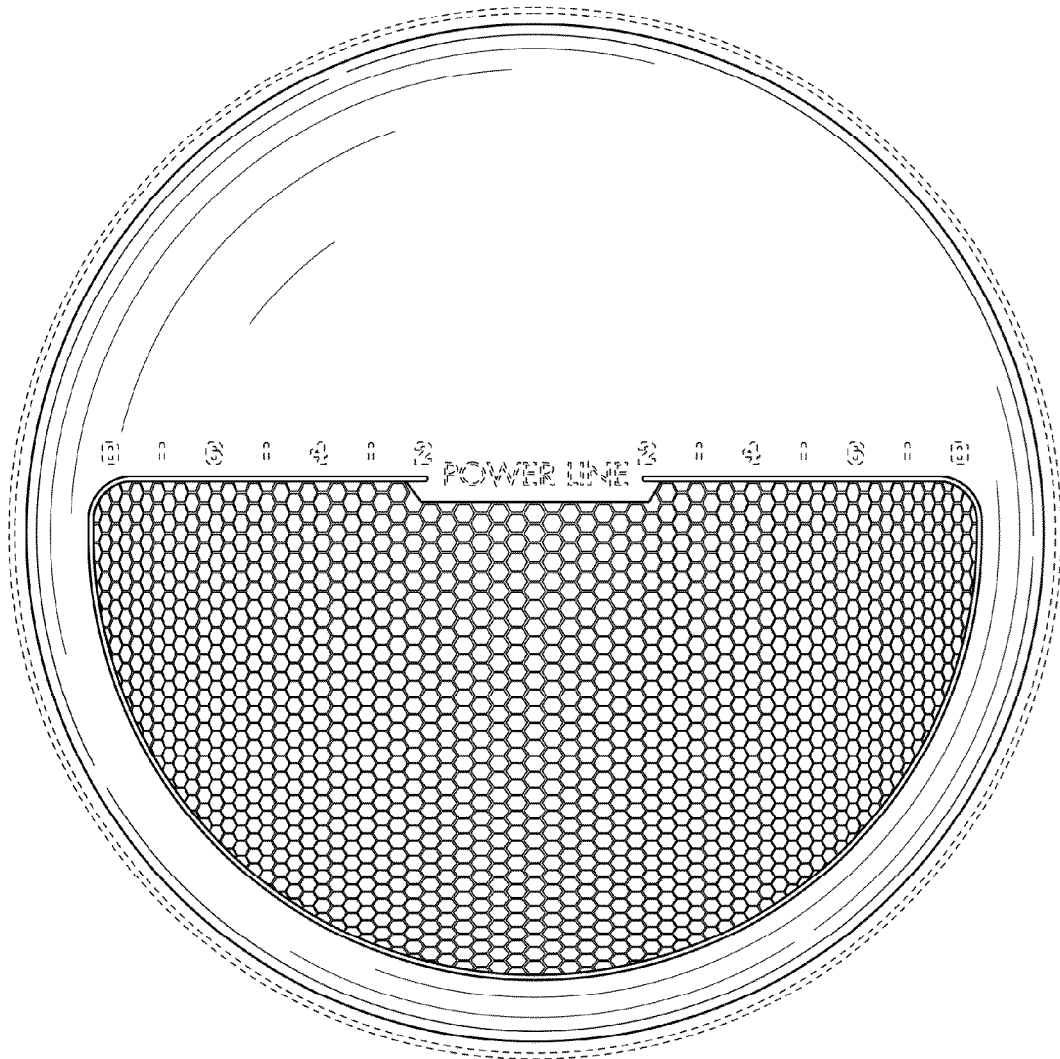



FIG. 13



**FIG. 14**

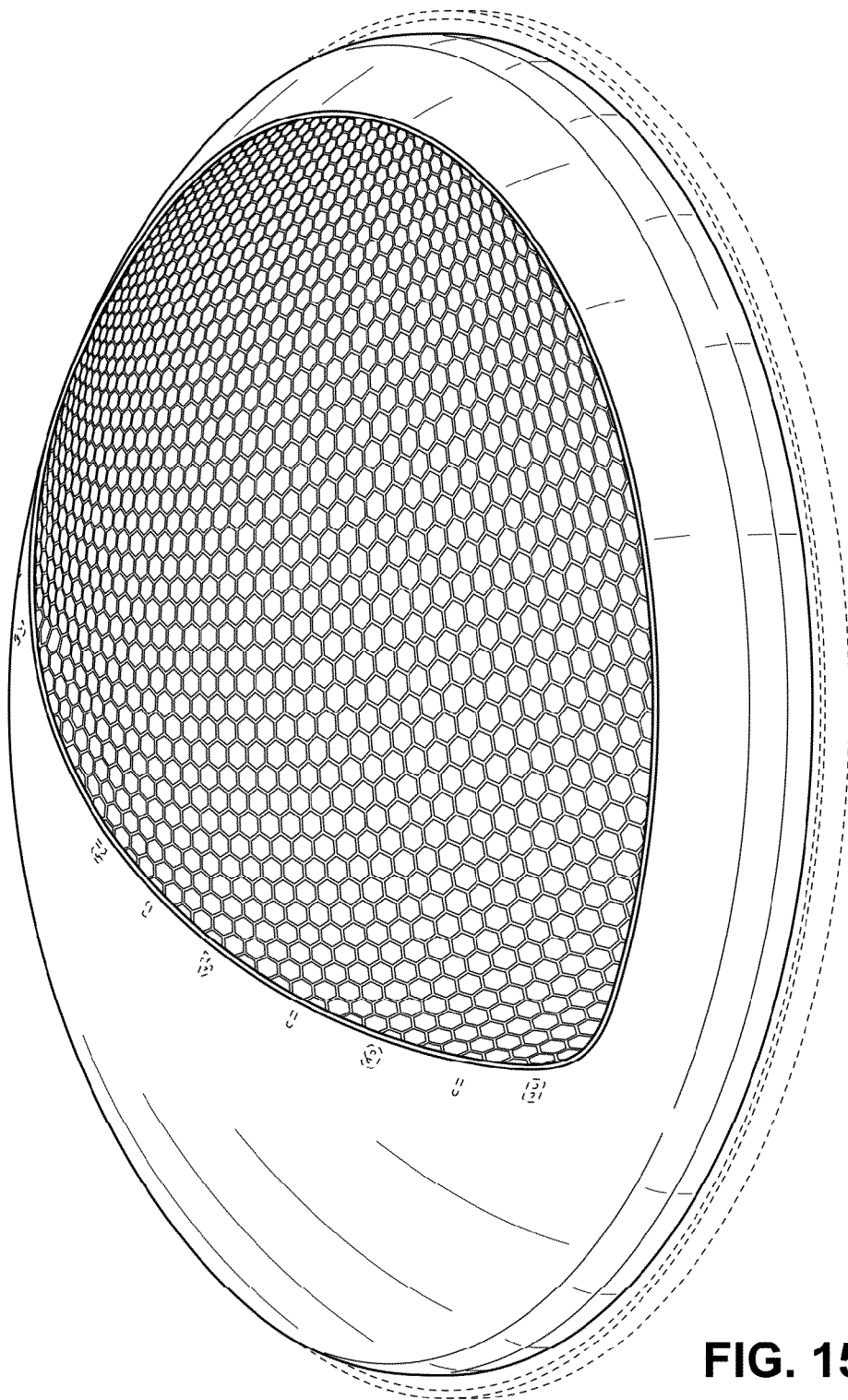


FIG. 15

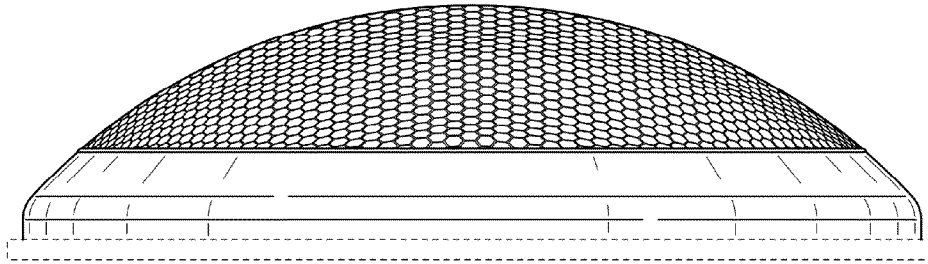


FIG. 16

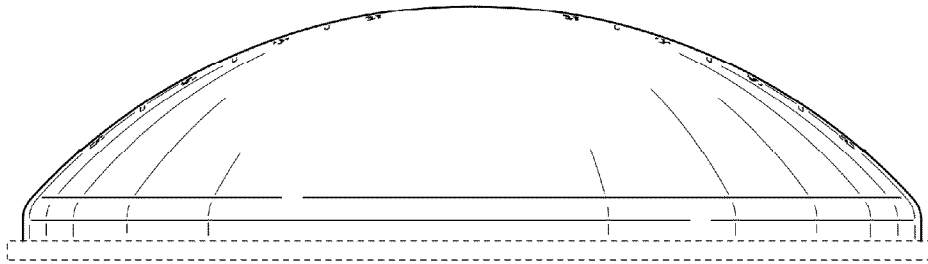


FIG. 17

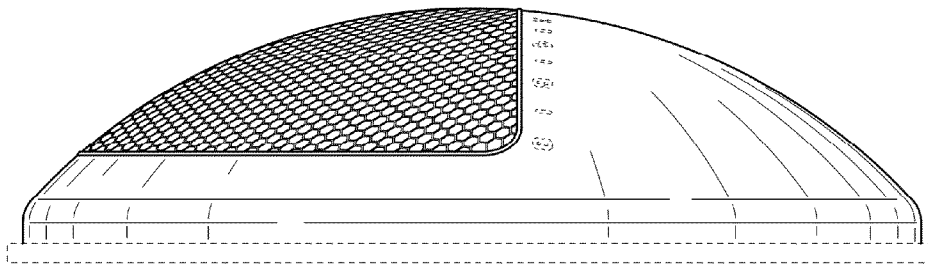


FIG. 18

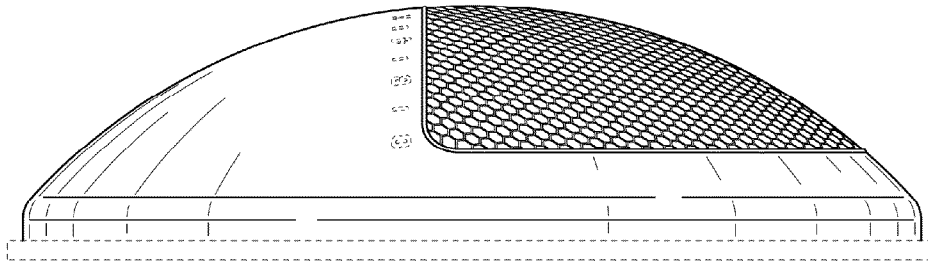


FIG. 19

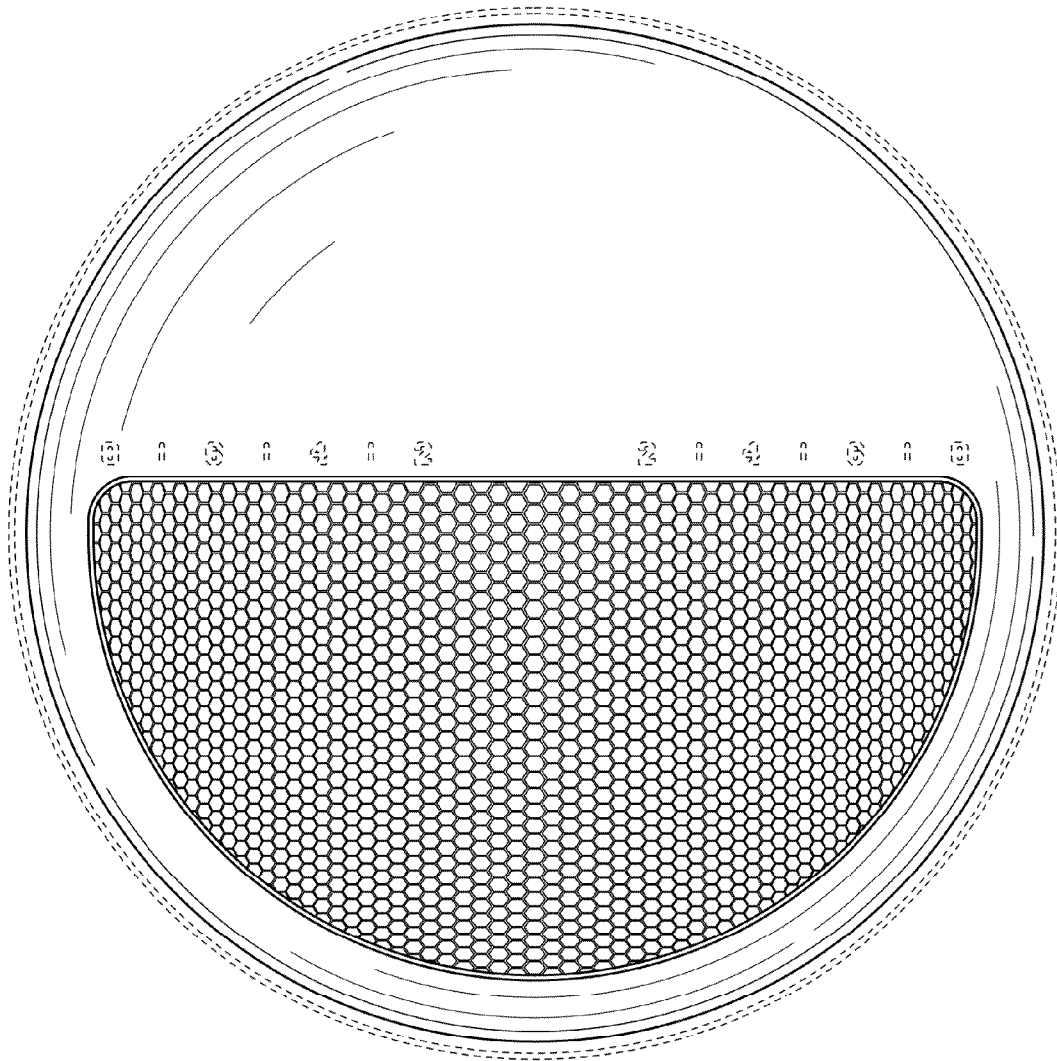



FIG. 20



**FIG. 21**