



US00D577444S

(12) **United States Design Patent**
Moller, Jr.

(10) **Patent No.:** **US D577,444 S**

(45) **Date of Patent:** **** Sep. 23, 2008**

(54) **TRANSITION EDGE FOR A MODULAR FLOOR TILE SYSTEM**

(76) Inventor: **Jorgen J. Moller, Jr.**, 3043 E. Brighton Pl., Salt Lake City, UT (US) 84121

(**) Term: **14 Years**

(21) Appl. No.: **29/297,259**

(22) Filed: **Nov. 7, 2007**

3,319,392 A	5/1967	Fitzgerland	
3,717,247 A	2/1973	Moore	
3,909,996 A	10/1975	Ettlinger, Jr. et al.	
4,226,060 A	10/1980	Sato	
4,287,693 A	9/1981	Collette	
4,383,397 A *	5/1983	Ward	52/281
4,468,910 A	9/1984	Morrison	
4,497,858 A	2/1985	Dupont et al.	
4,543,765 A	10/1985	Barrett	
4,584,221 A	4/1986	Kung	
4,715,743 A	12/1987	Schmanski	

(Continued)

Related U.S. Application Data

(63) Continuation of application No. 10/898,494, filed on Jul. 23, 2004.

(51) **LOC (8) Cl.** **25-01**

(52) **U.S. Cl.** **D25/136**

(58) **Field of Classification Search** D25/136,
D25/137, 119; 52/91.1, 254, 274, 716.1,
52/717.03, 717.01, 211, 281-282; D14/399,
D14/432; D23/388

See application file for complete search history.

Primary Examiner—Catherine R Oliver
(74) *Attorney, Agent, or Firm*—Holland & Hart

(57) **CLAIM**

The ornamental design for a “transition edge for a modular floor tile system,” as shown and described.

DESCRIPTION

FIG. 1 is a perspective view from upper left rear of a “transition edge for a modular floor tile system” according to the present invention;

FIG. 2 is a perspective view from the upper left front thereof;

FIG. 3 is a top plan view thereof;

FIG. 4 is a front elevation view thereof;

FIG. 5 is a bottom plan view thereof;

FIG. 6 is a left end elevation view thereof; and,

FIG. 7 is a right end elevation view thereof.

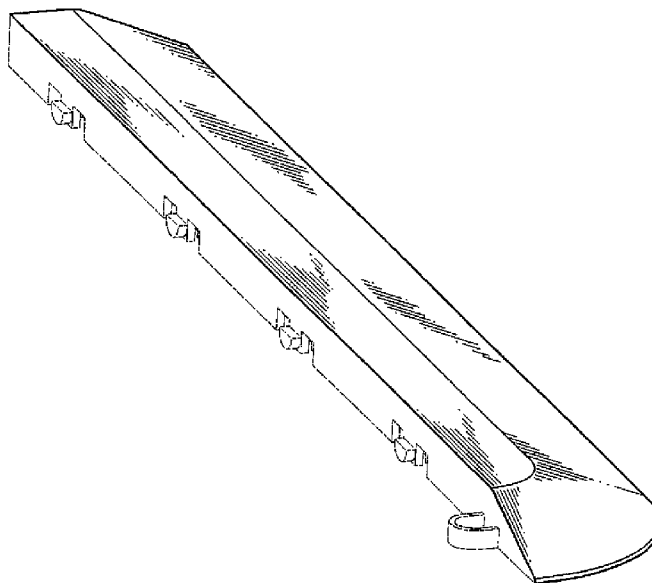
The broken line showing of environment is included for the purpose of illustrating only and forms no part of the claimed design.

(56) **References Cited**

U.S. PATENT DOCUMENTS

738,704 A	9/1903	Semmer	
1,420,775 A	6/1922	Stanwood	
1,625,187 A	4/1927	Birch	
D93,991 S	12/1934	Moore	
2,264,401 A *	12/1941	Page et al.	D25/119
D165,982 S *	2/1952	Kennedy	D23/388
3,196,763 A	7/1965	Rushton	
3,279,138 A	10/1966	Dittmar	
3,284,819 A	11/1966	Nissen	
3,310,917 A *	3/1967	Simon	52/91.1
3,310,919 A	3/1967	Bue et al.	

1 Claim, 2 Drawing Sheets



US D577,444 S

Page 2

U.S. PATENT DOCUMENTS							
5,014,488	A	5/1991	Evangelos et al.	5,992,106	A	11/1999	Carling et al.
5,033,241	A	7/1991	Max	6,098,354	A	8/2000	Skandis
5,275,502	A	1/1994	Glaza	6,128,881	A	10/2000	Bue et al.
5,323,575	A	6/1994	Yeh	6,189,283	B1	2/2001	Bentley et al.
5,403,637	A	4/1995	Pickard et al.	D456,533	S	4/2002	Moller, Jr.
5,527,128	A	6/1996	Rope et al.	D462,792	S	9/2002	Ogawa
5,634,309	A	6/1997	Polen	6,467,224	B1	10/2002	Bertolini
D383,253	S	9/1997	Semenuk	6,526,705	B1	3/2003	MacDonald
D385,974	S	11/1997	Berger	D481,470	S	10/2003	Moller, Jr.
D385,978	S	11/1997	Berger	6,718,588	B1	4/2004	Frederiksen
D391,378	S	* 2/1998	Bannister D25/136	6,802,159	B1	10/2004	Kotler
5,815,995	A	10/1998	Adam	6,954,975	B2	10/2005	Dolinski
5,833,386	A	11/1998	Rosan et al.	6,966,155	B2	11/2005	Nevison
5,950,378	A	9/1999	Council et al.	7,043,792	B2	5/2006	Kessler
D415,471	S	10/1999	Henry	7,299,592	B2	11/2007	Moller, Jr.

* cited by examiner

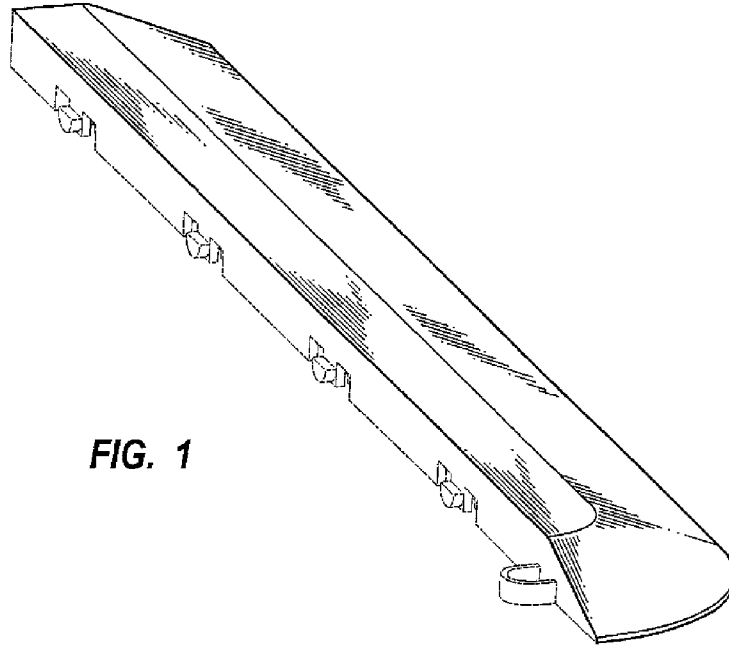


FIG. 1

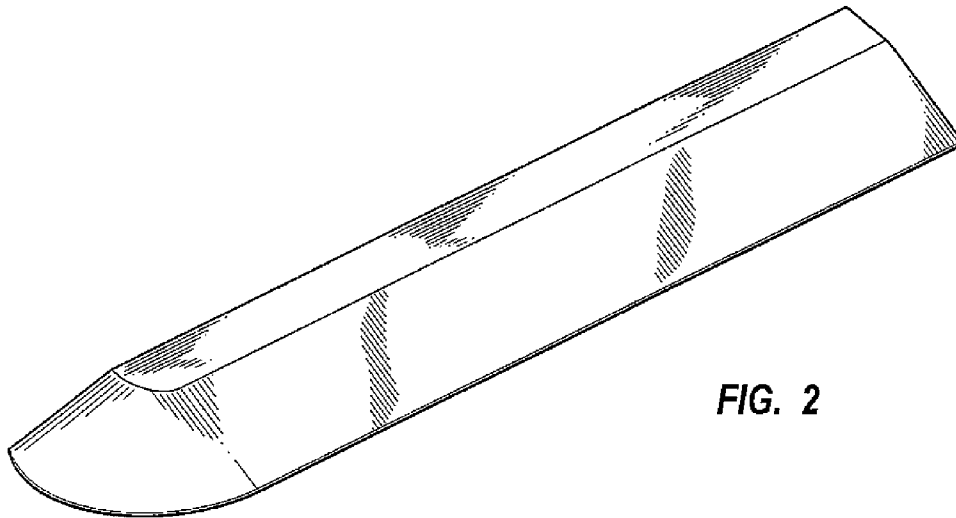


FIG. 2

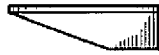


FIG. 6



FIG. 4

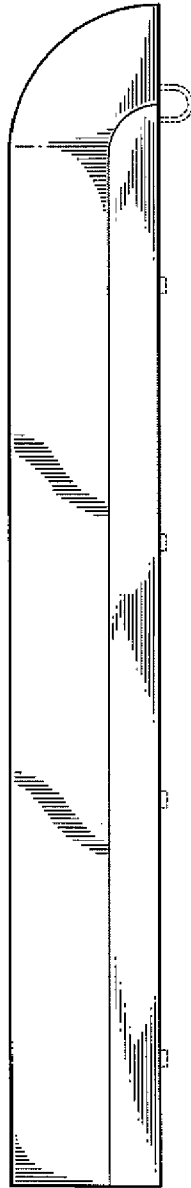


FIG. 3

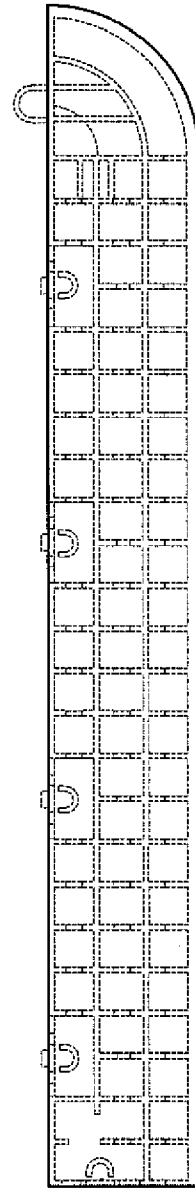


FIG. 5




FIG. 7



US00D577444C1

(12) **EX PARTE REEXAMINATION CERTIFICATE** (10453rd)

United States Patent

Moller, Jr.

(10) **Number:** **US D577,444 C1**

(45) **Certificate Issued:** **Dec. 22, 2014**

(54) **TRANSITION EDGE FOR A MODULAR FLOOR TILE SYSTEM**

(75) Inventor: **Jorgen J. Moller, Jr.**, Salt Lake City, UT (US)

(73) Assignee: **Snap Lock Industries, Inc.**, Salt Lake City, UT (US)

Reexamination Request:

No. 90/009,804, Oct. 5, 2010

Reexamination Certificate for:

Patent No.: **Des. 577,444**
Issued: **Sep. 23, 2008**
Appl. No.: **29/297,259**
Filed: **Nov. 7, 2007**

Related U.S. Application Data

(63) Continuation of application No. 10/898,494, filed on Jul. 23, 2004, now Pat. No. 7,690,160.

(51) **LOC (10) Cl.** 25-01

(52) **U.S. Cl.**
USPC D25/136

(58) **Field of Classification Search**

USPC D25/136, 55, 102, 164; 52/177, 204.1, 52/384, 392, 211, 578-592.6, 102; 428/44, 45, 99, 52; D14/460, 461; 14/69.5; 40/782; 446/108, 120; D8/16, D8/19, 20, 1; D28/45, 47; 15/215; 16/7; D7/649; 47/33; D6/300

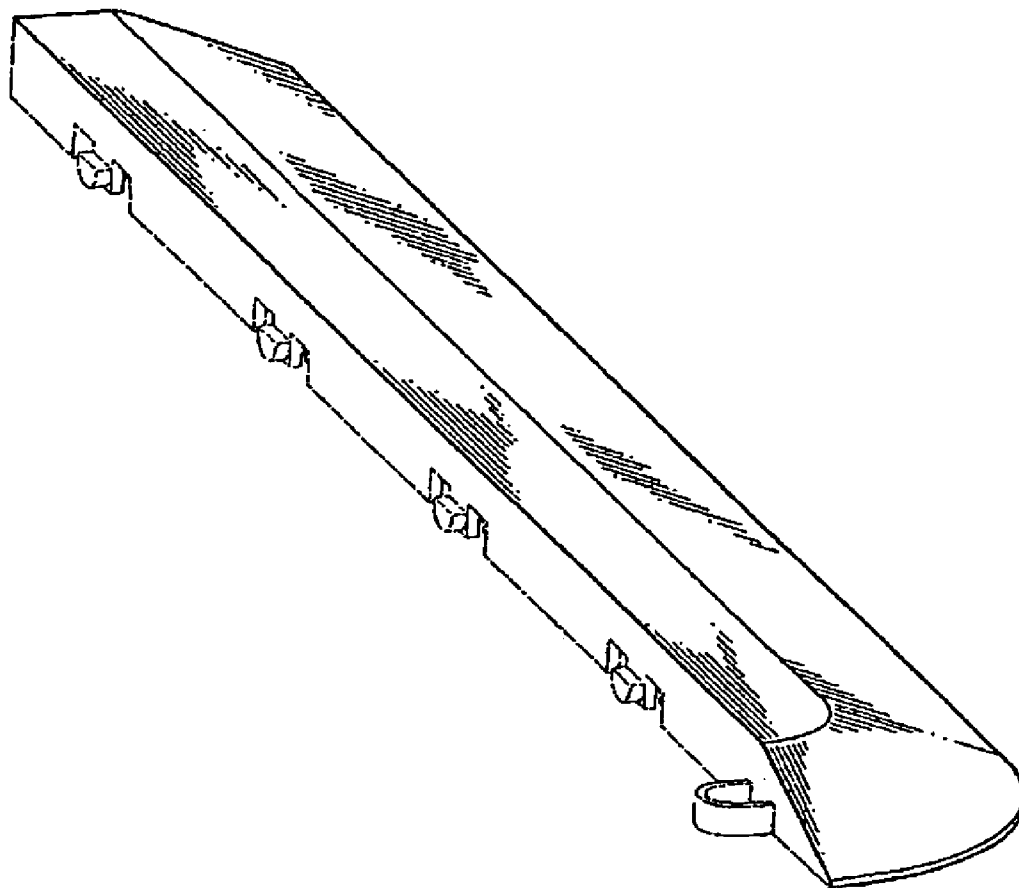
See application file for complete search history.

(56) **References Cited**

To view the complete listing of prior art documents cited during the proceeding for Reexamination Control Number 90/009,804, please refer to the USPTO's public Patent Application Information Retrieval (PAIR) system under the Display References tab.

Primary Examiner — Jeffrey D Asch

Attention is directed to the decision of *Snap Lock Industries, Inc v. Connor Sport Court International*, U.S. District Court-Utah (Central) Docket No. 2:10cv294 relating to this patent. This reexamination may not have resolved all questions raised by this decision. See 37 CFR 1.552(c) for *ex parte* reexamination and 37 CFR 1.906(c) for *inter partes* reexamination.



**EX PARTE
REEXAMINATION CERTIFICATE
ISSUED UNDER 35 U.S.C. 307**

THE PATENT IS HEREBY AMENDED AS
INDICATED BELOW.

5

AS A RESULT OF REEXAMINATION, IT HAS BEEN
DETERMINED THAT:

10

The sole claim is cancelled.

* * * * *