

(12) INTERNATIONAL APPLICATION PUBLISHED UNDER THE PATENT COOPERATION TREATY (PCT)

(19) World Intellectual Property
Organization
International Bureau



WIPO | PCT



(10) International Publication Number
WO 2014/158799 A1

(43) International Publication Date
2 October 2014 (02.10.2014)

- (51) **International Patent Classification:**
C11B 3/00 (2006.01) *C11B 3/04* (2006.01)
- (21) **International Application Number:**
PCT/US2014/020228
- (22) **International Filing Date:**
4 March 2014 (04.03.2014)
- (25) **Filing Language:** English
- (26) **Publication Language:** English
- (30) **Priority Data:**
61/785,061 14 March 2013 (14.03.2013) US
- (71) **Applicant:** DYNAMIC FUELS LLC [US/US]; 36187 Louisiana Highway 30, Geismar, LA 70734 (US).
- (72) **Inventors:** GUAY, Peter; 1220 South Columbine St., Baton Rouge, LA 70808 (US). GRAHAM, Dale; 800 Stevens Port Drive, Dakota Dunes, SD 57049 (US). ABHARI, Ramin; 11229 S. 67th East Court, Bixby, OK 74008 (US). HAVLIK, Peter, Zdenek; 3370 East 54th Street, Tulsa, OK 74135 (US). ROTH, Edward, Gary; 39000 Highway 16 West, Bristow, OK 74010 (US). TOMLINSON, H., Lynn; 19143 East Highway 64, Bixby, OK 74008 (US).
- (74) **Agent:** PATEL, Sandip, H.; MARSHALL, GERSTEIN & BORUN LLP, 233 S. Wacker Drive, 6300 Willis Tower, Chicago, IL 60606-6357 (US).

(81) **Designated States** (*unless otherwise indicated, for every kind of national protection available*): AE, AG, AL, AM, AO, AT, AU, AZ, BA, BB, BG, BH, BN, BR, BW, BY, BZ, CA, CH, CL, CN, CO, CR, CU, CZ, DE, DK, DM, DO, DZ, EC, EE, EG, ES, FI, GB, GD, GE, GH, GM, GT, HN, HR, HU, ID, IL, IN, IR, IS, JP, KE, KG, KN, KP, KR, KZ, LA, LC, LK, LR, LS, LT, LU, LY, MA, MD, ME, MG, MK, MN, MW, MX, MY, MZ, NA, NG, NI, NO, NZ, OM, PA, PE, PG, PH, PL, PT, QA, RO, RS, RU, RW, SA, SC, SD, SE, SG, SK, SL, SM, ST, SV, SY, TH, TJ, TM, TN, TR, TT, TZ, UA, UG, US, UZ, VC, VN, ZA, ZM, ZW.

(84) **Designated States** (*unless otherwise indicated, for every kind of regional protection available*): ARIPO (BW, GH, GM, KE, LR, LS, MW, MZ, NA, RW, SD, SL, SZ, TZ, UG, ZM, ZW), Eurasian (AM, AZ, BY, KG, KZ, RU, TJ, TM), European (AL, AT, BE, BG, CH, CY, CZ, DE, DK, EE, ES, FI, FR, GB, GR, HR, HU, IE, IS, IT, LT, LU, LV, MC, MK, MT, NL, NO, PL, PT, RO, RS, SE, SI, SK, SM, TR), OAPI (BF, BJ, CF, CG, CI, CM, GA, GN, GQ, GW, KM, ML, MR, NE, SN, TD, TG).

Published:

- with international search report (Art. 21(3))
- before the expiration of the time limit for amending the claims and to be republished in the event of receipt of amendments (Rule 48.2(h))

(54) **Title:** METHOD OF REMOVING A CONTAMINANT FROM A CONTAMINANT-CONTAINING BIOLOGICAL COMPOSITION USEFUL AS A BIOFUEL FEEDSTOCK

(57) **Abstract:** Biological compositions containing animal fats and plant oils desirably are free of contaminants prior to processing into a biofuel. Disclosed herein is a method of removing such contaminants from these compositions to make that processing more efficient. The method employs a unique arrangement of mixers and centrifuges along with acidic solutions and recycle streams to remove these contaminants from the compositions.



WO 2014/158799 A1

METHOD OF REMOVING A CONTAMINANT FROM A CONTAMINANT-CONTAINING BIOLOGICAL COMPOSITION USEFUL AS A BIOFUEL FEEDSTOCK

BACKGROUND OF THE INVENTION

Field of the Disclosure

[0001] The disclosure generally relates to a method of treating a biological composition for use in its downstream conversion to a biofuel and, more specifically, to a method of removing one or more contaminants from a contaminant-containing biological composition that includes animal fats and plant oils.

Brief Description of Related Technology

[0002] Biomass is a renewable alternative to fossil raw materials in production of liquid fuels (e.g., biofuels) and chemicals. Increase of biofuels production is part of the government's strategy to improve energy security and reduce green house gas emissions. However, most biomass has high oxygen content which lowers fuel quality and heat value. Upgrading biomass or biomass intermediates into high quality hydrocarbon fuels thus requires removal of oxygen. The biomass oxygen may be in the form of an ester, carboxylic acid, or hydroxyl groups. Removal of oxygen by catalytic reaction with hydrogen is referred to as hydrodeoxygenation (HDO). This reaction may be conducted with conventional fixed-bed, bimetallic, hydrotreating catalysts, such as sulfided nickel-molybdenum (NiMo) or cobalt-molybdenum (CoMo), which are commonly used in refineries.

[0003] Unrefined plant oils (e.g., vegetable oils) and animal fats have undesirable quantities of phosphorus in the form of phospholipids and other contaminants, including metals. In addition, animal fats may contain significant amounts of metal salts (e.g., metal chloride salts), which are sufficiently soluble in the fat/grease feeds, but undesirably may precipitate during the HDO reaction and may plug the catalyst bed. The metals/salts can also deactivate the catalyst by reducing available pore surface to accomplish efficient chemical reactions. In the presence of

free fatty acids, salts like metal chlorides may form soluble soaps (e.g. calcium stearate). In such form, metals are difficult to remove using conventional cleanup technologies such as water washing.

[0004] Several prior art processes for producing fuels from starting materials such as plant oils and animal fats are known. Conversion of vegetable oils to n-paraffins has been reported in the prior art. Some prior art has shown that the process may be applied to other forms of biomass such as tall oil fatty acids, animal fats, and restaurant greases. Hydroisomerization of the bio-derived n-paraffins to isoparaffinic diesel has been taught in the prior art. Other prior art describes use of feed treatment upstream of an HDO reactor. See generally, U.S. Patent No. 8,026,401, the disclosure of which is incorporated herein by reference.

[0005] As described in US-2009-0314688 A1, the disclosure of which is incorporated herein by reference, when producing biodiesel from crude oils, it is highly desirable to reduce the phosphorus content to at most 20 parts per million (ppm) in oil, grease, fat or tallow feedstock to ensure that the final product meets governmental regulatory standards on diesel engine exhaust emission. Oil refining procedures depend on the type of oil and its composition and usually consist of degumming, alkali neutralization, bleaching and deodorization. Degumming refers to the removal of phosphatides and other similar compounds by adding water and/or acid to oil and centrifuging. The main purpose of the degumming is to remove phosphorus, which is present in the crude oil in the form of hydratable phosphatides and non-hydratable phosphatides. Without efficient removal of the phosphatides, the downstream refining processes may not deliver acceptable results. In addition to the removal of non-hydratable phosphatides, the removal of iron and other metals and salts thereof is highly desirable. Thereafter, the oil can be bleached, dewaxed, hydrogenated, and/or deodorized to produce a more stable product.

[0006] A number of degumming methods are known in this art, including water degumming (treatment of crude oil with hot water); acid degumming (treatment of crude oil with phosphoric acid or citric acid); acid refining (treatment of water-degummed oil with an acid, which is then partially neutralized with alkali and centrifuged to remove residual gums and free fatty acids); dry degumming (acid degumming with very small amount of water, combined with bleaching); enzymatic degumming (modification of phospholipids with enzymes to obtain the water-soluble compounds); degumming with help of chelating agents (EDTA-ethylenediaminetetraacetic acid, aspartic amino acid, organic malic and fumaric acids, etc.); and membrane/ultra filtration degumming (passage of crude oil through a semi permeable membrane impermeable to phospholipids).

[0007] US-2010-0056833 A1, the disclosure of which is incorporated herein by reference, describes a process that attempts to address the aforementioned problems of gumming and contaminant removal from a composition that contains both animal fats and plant oils. The inventors here have discovered improvements on the teachings set forth in this publication.

SUMMARY OF THE INVENTION

[0008] Disclosed herein is a method of removing a contaminant from a contaminant-containing biological composition that includes animal fats and plant oils. The method generally includes mixing the contaminant-containing biological composition with a first mixture of a first aqueous solution having a pH less than about 7 and an acidic solution to produce an acid-rich biological composition. The acid-rich biological composition is centrifuged to produce a contaminant-deficient, acid-rich biological composition and an aqueous waste product containing a portion of the contaminant removed from the contaminant-containing biological composition. Thereafter, the contaminant-deficient, acid-rich biological composition is mixed with a second aqueous solution having a pH greater than that of the first aqueous solution to produce a second mixture. This second mixture is centrifuged to produce a contaminant-deficient biological composition and the first aqueous solution. The contaminant-deficient biological composition is then mixed with a pH-neutral aqueous solution to produce a third mixture. And this third mixture is then centrifuged to produce the second aqueous solution and a contaminant-depleted biological composition comprising the animal fats and plant oils. The contaminant-depleted biological composition can be used in downstream processes useful in the manufacture of a bio-based fuel (biofuel) product.

[0009] Additional features of the invention may become apparent to those skilled in the art from a review of the following detailed description, taken in conjunction with the drawings, the examples, and the appended claims.

BRIEF DESCRIPTION OF THE DRAWING FIGURES

[0010] For a more complete understanding of the disclosure, reference should be made to the following detailed description and accompanying drawing figures wherein:

[0011] Figure 1 is a process flow diagram of one embodiment of the disclosed, inventive method;

[0012] Figure 2 is a process flow diagram of another embodiment of the disclosed, inventive method; and,

[0013] Figures 3A through 6 graphically illustrate the contaminant removal achieved by a pilot-plant scale embodiment according to the disclosed inventive method.

[0014] While the disclosed method is susceptible of embodiments in various forms, there are illustrated in the drawing figures (and will hereafter be described) specific embodiments of the invention, with the understanding that the disclosure is intended to be illustrative, and is not intended to limit the invention to the specific embodiments described and illustrated herein

DETAILED DESCRIPTION OF THE INVENTION

[0015] The invention generally relates to treating a biological composition containing animal fats and plant oils such that the material is better suited for processing into a bio-based fuel (biofuel) product. Various embodiments of this treatment process are described herein. But, generally, the treatment method is defined by the removal of a contaminant from a contaminant-containing biological composition that includes animal fats and plant oils. The contaminants may vary, and are described in further detail below. The composition also may vary, but it is one that contains animal fats, and often in significant proportions. Such a composition has heretofore been difficult to treat to remove contaminants without damaging unit operations or requiring significant maintenance of such operations.

[0016] Generally, the method includes mixing the contaminant-containing biological composition with a first mixture of a first aqueous solution having a pH less than about 7 and an acidic solution to produce an acid-rich biological composition product. The acid-rich biological composition product is centrifuged to produce a contaminant-deficient, acid-rich biological composition and an aqueous waste product containing a portion of the contaminant removed from the contaminant-containing biological composition. Thereafter, the contaminant-deficient, acid-rich biological composition is mixed with a second aqueous solution having a pH greater than that of the first aqueous solution to produce a second mixture. This second mixture is centrifuged to produce a contaminant-deficient biological composition and the first aqueous solution. The contaminant-deficient biological composition is then mixed with a pH-neutral aqueous solution to produce a third mixture. And this third mixture is then centrifuged to produce the second aqueous solution and a contaminant-depleted biological composition comprising the animal fats and plant oils. The contaminant-depleted biological composition can be used in downstream processes useful in the manufacture of a biofuel product.

[0017] Various conditions and features of this method are set forth below. Generally, a biological composition containing animal fats and plant oils is received at the site of the disclosed process by, for example, railcar(s) or tanker trucks. The composition is pumped from this source

through a suitable screen (e.g., a 0.1 inch rotating screen) to remove gross contamination or impurities. Thereafter it is pumped to a storage tank. When ready for processing, the composition is metered into the method (process) disclosed herein by way of one or more pumps (e.g., a variable frequency positive displacement pump) to ensure a sufficiently constant feed to the process. The composition may be preheated in a heat exchanger (e.g., a shell-in-tube or a plate-and-frame type heat exchanger employing steam or water as the heat transfer medium). If heated, the biological composition preferably will have a temperature between about 60 °C and 140 °C. Heat exchangers optionally may be employed throughout the contaminant-removal method described herein, as necessary or as desired by the operator, to maintain a similar temperature. The composition may optionally pass through a series of filter bags (e.g., 800-micron sized openings). Following these offloading, filtration, and heating steps, the composition may be processed in accordance with the method generally described in the preceding paragraph and as described hereinafter.

[0018] For the ease of further discussion, the reader's attention is drawn to Figure 1, which is a process flow of the method 10. The method 10 includes various process streams communicating with first, second, and third centrifuges 20, 30, and 40, respectively, as well as with first, second, and third mixers 15, 25, and 35, respectively. Among the various process streams shown in Figure 1, a contaminant-containing biological composition 100 is mixed with a first mixture 102 of a first aqueous solution 104 having a pH less than about 7 and an acidic solution 106 to produce an acid-rich biological composition 108. The acid-rich biological composition product 108 is centrifuged to produce a contaminant-deficient, acid-rich biological composition 110 and an aqueous waste product 112 containing a portion of the contaminant removed from the contaminant-containing biological composition 108. As shown in Figure 1, the mixing is shown to take place in the first mixer 15, and the centrifuging is shown to occur in the first centrifuge 20. Thereafter, the contaminant-deficient, acid-rich biological composition 110 is mixed with a second aqueous solution 114 having a pH greater than that of the first aqueous solution 104 to produce a second mixture 116. This second mixture 116 is centrifuged to produce a contaminant-deficient biological composition 118 and the first aqueous solution 104. As shown in the figure, the mixing is shown to take place in the second mixer 25, and the centrifuging is shown to occur in the second centrifuge 30. The contaminant-deficient biological composition 118 is then mixed with a pH-neutral aqueous solution 120 to produce a third mixture 122. And this third mixture 122 is then centrifuged to produce the second aqueous solution 114 and a contaminant-depleted biological composition 124 that contains the animal fats and plant oils. As shown in the figure, the mixing is shown to take place in the third mixer 35, and the centrifuging is shown to occur in

the third centrifuge **40**. The contaminant-depleted biological composition **124** can be used in downstream processes (not shown) useful in the manufacture of a biofuel product.

[0019] The step of centrifuging in the first centrifuge **20** can include production of a first rag component (not shown), at least about 90% (by volume) of which is divided to form a portion of the contaminant-deficient, acid-rich biological composition **110**, and the balance (by volume) of which forms the aqueous waste product **112**. In a preferred embodiment, at least about 95% (by volume) of the first rag component is divided to form a portion of the contaminant-deficient, acid-rich biological composition **110**, and the balance (by volume) of which forms the aqueous waste product **112**.

[0020] The step of centrifuging in the second centrifuge **30** can include production of a second rag component (not shown), 10% (by volume) or less of which is divided to form a portion of the contaminant-deficient, biological composition **118**, and the balance (by volume) of which forms a portion of the first aqueous solution **104**. In a preferred embodiment, 5% (by volume) or less of the second rag component is divided to form a portion of the contaminant-deficient, biological composition **118**, and the balance (by volume) of the second rag component forms a portion of the first aqueous solution **104**.

[0021] The step of centrifuging in the third centrifuge **40** can include production of a third rag component (not shown), 10% (by volume) or less of which is divided to form a portion of the contaminant-depleted biological composition **124**, and the balance (by volume) of which forms a portion of the second aqueous solution **114**. In a preferred embodiment, 5% (by volume) or less of the third rag component is divided to form a portion of the contaminant-depleted biological composition **124**, and the balance (by volume) of the third rag component forms a portion of the second aqueous solution **114**.

[0022] It has been discovered that the above-described arrangement of centrifuges and process streams in combination with the divisions of the various rag components obtained in each centrifuge leads to a more contaminant-free biological composition than if only a single centrifuge is employed. Further, and while not wishing to be bound to any particular theory, it is believed that the above-described arrangement of centrifuges and process streams in combination with the divisions of the various rag components obtained in each centrifuge leads to a more contaminant-free biological composition (i.e., a more desirable product) than obtainable if, for example, the pH of the second aqueous solution **114** is less than that of the first aqueous solution **104** or if the pH-neutral aqueous solution **120** is introduced in either of the first two mixers **15** and **25** (instead of the third mixer **35**). Mixing the most contaminated of the biological streams with the most acidic (lowest pH) of the wash solutions (e.g., the first aqueous solution **102**), and,

downstream thereof, mixing a less contaminated biological composition with a less acidic solution (e.g., mixing the contaminant-deficient, acid-rich biological composition **110** with the second aqueous solution **114**, and mixing the contaminant-deficient, biological composition **118** with the pH-neutral aqueous solution **120**), is believed to yield a much desired product (referred to above as the contaminant-depleted biological composition **124**), substantially reduced in the amount of contaminant relative to the composition sought to be processed (e.g., the contaminant-containing biological composition **100**).

[0023] Figure **2** illustrates an alternative embodiment **12** of the method. As illustrated therein, the first mixture **102** includes at least a portion of the second aqueous solution **114**. The second aqueous solution **114** may pass through appropriate flow control valve **130** and be combined thereafter directly with the second aqueous solution or upstream of that solution, for example with the acidic solution **106** and/or with the first aqueous solution **104**. The first and second aqueous solutions **104** and **114**, respectively, may be expected to contain acid and contaminants (as described hereinafter) as well as acid-contaminant complexes, as well as small amounts of other insoluble materials. Generally, the composition of these two solutions is not expected to drastically differ. Accordingly, this is one reason why the skilled artisan may chose to employ the process depicted in Figure **2**. Although not depicted in either of Figures **1** or **2**, each of these solutions **104** and **114**, may optionally pass through filters to remove non-aqueous matter, such as sludge, present therein prior to being recycled in the manner depicted in each figure. Further, and although not depicted in either of Figures **1** or **2**, each of these solutions **104** and **114**, may optionally undergo intermediate processing to separate and remove spent acid-contaminant complexes from these solutions prior to the solutions being recycled in the manner depicted in each figure.

[0024] The contaminant sought to be removed by the method disclosed herein includes a material selected from the group consisting of a chlorine-containing compound, a nitrogen-containing compound, a phosphorous-containing compound, a sulfur-containing compound, a metal, and mixtures thereof. Among that group, the metal, if present, is selected from the group consisting of barium, iron, calcium, magnesium, lithium, potassium, sodium, boron, chromium, copper, lead, manganese, nickel, silicon, strontium, zinc, and mixtures thereof. The method is believed to be especially effective at removing phosphorous-containing compounds. Such compounds are prevalent in large amounts in biological compositions that contain animal fats relative to compositions that do not contain such fats or contain low amounts of such fats. Thus, in the pretreatment of biological compositions containing animal fats, and especially large amounts of such fats, the removal of these compounds is especially beneficial to downstream processing into a biofuel.

[0025] As noted above, the method is useful to remove a contaminant, and particularly those contaminants listed above, from a contaminant-containing biological composition comprising animal fats and plant oils. The contaminant-containing biological composition generally includes one or more of naturally-occurring fatty acids and naturally-occurring fatty acid esters. In certain embodiments, the composition includes a material selected from the group consisting of algae oils, beef tallow, brown grease, camelina oil, canola/rapeseed oil, castor oil, choice white grease, coconut oil, coffee bean oil, corn oil, fish oils, hemp oil, Jatropha oil, linseed oil, mustard oil, palm oil, poultry fat, soybean oil, sunflower oil, tall oil, tall oil fatty acid, Tung oil, used cooking oils, yellow grease, and mixtures thereof. In additional embodiments, the composition contains a material selected from the group consisting of beef tallow, fish oils, poultry fat, used cooking oils, yellow grease, and mixtures thereof, this group understood to be a major source of animal fats.

[0026] Animal fats are readily available because slaughter industries, for example are generally well managed for product control and handling procedures. But, animal fats are known to be highly viscous and exist in solid form at room temperature because of the high concentration of saturated fatty acids (versus plant-based oils, which have higher concentrations of unsaturated fatty acids). The high viscosity generally leads to difficulties in use as a fuel due to poor atomization, even though they are generally less resistant to cold weather temperatures than fuels made from plant-based materials. The method is believed to be especially effective at removing contaminants, such as phosphorous-containing compounds, from biological compositions that contain a greater proportion by weight of animal fats than plant oils. For example, it is believed that the method is especially effective at removing contaminants, such as phosphorous-containing compounds, from biological compositions wherein animal fats and plant oils are present in the contaminant-containing biological composition in a weight ratio of animal fats:plant oils of about 0.5:1 to about 99:1, and preferably where the weight ratio is about 5:1 to about 90:1.

[0027] The acidic solution (**106**) employed in the method has a pH of less than about 7. In an alternative embodiment the acidic solution has a pH of less than about 6. In another alternative embodiment, the acidic solution has a pH of less than about 5. Generally, the acidic solution includes an acid selected from the group consisting of citric acid, sulfuric acid, phosphoric acid, hydrochloric acid, nitric acid, acetic acid, carbonic acid, and mixtures thereof. Preferably, the acidic solution includes citric acid, and even more preferably it consists essentially of citric acid (to the exclusion of other acids). It is believed that citric acid works especially well at removing the types of contaminants, such as phosphorous-containing compounds, encountered in biological compositions that include animal fats. For example, it is believed that citric acid works better than do sulfuric acid and phosphoric acid in this context. Accordingly, in certain

embodiments, the acidic solution includes about 20 wt.% to about 75 wt.% citric acid, based on the total weight of the acidic solution. In another embodiment, the acidic solution includes about 20 wt.% to about 40 wt.% citric acid, based on the total weight of the acidic solution.

[0028] Reduced amounts of citric acid, however, are also possible depending upon the type of the mixer employed to mix the compositions fed to the various centrifuges. Among the mixers suitable for use in the disclosed method are static mixers, stirred tank mixers, and high shear mixers (e.g., a high shear pump or cavitation mixers). The more vigorous the mixing, the lower the concentration of acid that may be necessary to achieve desirable results (e.g., separation and downstream removal of contaminants).

[0029] The first mixer **20** is useful to mix the contaminant-containing biological composition with the first mixture **102** to produce an acid-rich biological composition **108**, which is fed to the first centrifuge. The first mixture **102** is a mixture of solutions that include the acidic solution **106** described above. The acid-rich biological composition **108**, itself being a mixture that includes the acidic solution **106**, likely has a pH of slightly greater than that of the acidic solution and generally less than about 7. In alternative embodiments, where, for example, the acidic solution **106** has a pH of less than about 6, the acid-rich biological composition **108** has a pH of about 6. In other embodiments, where, for example the acidic solution **106** has a pH of less than about 5, the acid-rich biological composition **108** has a pH of about 5. In one embodiment, the contaminant-containing biological composition **100** and the first mixture **102** are mixed in a mass ratio of about 5:1 to about 50:1.

[0030] The acid-rich biological composition **108** is centrifuged in the first centrifuge **20** to produce the contaminant-deficient, acid-rich biological composition **110** and an aqueous waste product **112** containing a portion of the contaminant removed from the contaminant-containing biological composition **100**. In certain embodiments, the aqueous waste product **112** includes at least about 50% of the contaminant present in the contaminant-containing biological composition **100**, and in other embodiments the aqueous waste product **112** includes at least about 75% of the contaminant present in the contaminant-containing biological composition **100**. Further, in certain embodiments the contaminant-deficient, acid-rich biological composition **110** includes less than about 50% of the contaminant present in the contaminant-containing biological composition **100**, and in other embodiments the contaminant-deficient, acid-rich biological composition **110** includes less than about 25% of the contaminant present in the contaminant-containing biological composition **100**. Of course, the more contaminant that can be removed in this first centrifuge the better. But, it has been discovered that even instances where nearly all of the contaminant sought to be removed from the contaminant-containing biological composition has been removed,

additional amounts of that contaminant may be effectively removed in subsequent centrifugation steps, as described below.

[0031] The first centrifuge **20** (like the second and third centrifuges **30** and **40**, respectively) is a disc stack centrifuge. A disc stack centrifuge is useful for separation tasks that involve low solids concentrations and small particle and droplet sizes encountered in the type of liquid-liquid and liquid-solid compositions that make up the biological compositions employed in the disclosed method. A disc stack centrifuge generally separates solids and one or two liquid phases from each other in a single continuous process, using very high centrifugal forces. The more dense solids (e.g., contaminants such as metals) are subject to such great forces that they are forced outwards against a rotating bowl wall, while less dense liquids form concentric inner layers. The interface between two such inner layers is referred to herein as a "rag component." The centrifuge may be tuned to permit precise division of this rag component as the operator may so desire. Further, the residence time within each of the three centrifuges may be set by the operator depending upon the level of contamination of the composition and the amount of contaminants sought to be removed. Generally, it is envisioned that the residence time in each of the three centrifuges will range from about 5 seconds to about 60 seconds, however, the three centrifuges need not each operate with the same residence time. The "disc stack" portion of the centrifuge includes plates that provide additional surface area on which components of a centrifuging feed material may settle based on density. It is the particular configuration, shape, and design of these plates that permits the centrifuge to continuously separate a wide range of solids from a mixture of liquids. A concentrated solid (e.g., a sludge) may be continuously, intermittently, or manually removed, as desired by the operator. Disc stack centrifuges suitable for use in accordance with the disclosed method are commercially available from, for example, Alfa Laval (Sweden) and GEA Westfalia Separator Group (Germany).

[0032] Following the first centrifuging step, the contaminant-deficient, acid-rich biological composition **110** is mixed in a second mixer **25** with a second aqueous solution **114** to produce a second mixture **116**, which is then centrifuged in a second centrifuge **30**. In one embodiment, the contaminant-deficient, acid-rich biological composition **110** and the second aqueous solution **114** are mixed in a mass ratio of about 5:1 to about 50:1. The second aqueous solution **114** is a product of a downstream centrifugation and has a pH of less than about 7. However, of the various streams mixed with the biological composition as it progresses through the process, the second aqueous solution **114** has a relative high pH. For example, relative to the first aqueous solution **102**, the second aqueous solution **114** has a higher pH. But, relative to the downstream pH-neutral aqueous solution **120**, it has a lower pH. The pH-neutral aqueous solution **120** is predominantly made up of water selected from the group consisting of deionized water,

demineralized water, and mixtures thereof, and preferably is deionized water. The pH range of the pH-neutral aqueous solution **120** is between about 6 and about 9. Preferably, the pH-neutral aqueous solution **120** has a pH of about 7.

[0033] The second mixture **116** is then centrifuged in a second centrifuge **30** to produce a contaminant-deficient biological composition **118** and the first aqueous solution **104**. In certain embodiments, the first aqueous solution **104** includes at least about 50% of the contaminant present in the contaminant-deficient, acid-rich biological composition **110**, and in other embodiments, the first aqueous solution **104** includes at least about 75% of the contaminant present in the contaminant-deficient, acid-rich biological composition **110**. Further, in certain embodiments, the contaminant-deficient biological composition **118** includes less than about 50% of the contaminant present in the contaminant-deficient, acid-rich biological composition **110**, and in other embodiments, the contaminant-deficient biological composition **118** includes less than about 25% of the contaminant present in the contaminant-deficient, acid-rich biological composition **110**. The first aqueous solution **104** preferably has a pH of less than about 7, and more preferably less than 7 but higher than that of the acidic solution **106** with which it is combined to form the first mixture **104**.

[0034] The contaminant-deficient biological composition **118** exiting the second centrifuge **30** is then mixed in a mixer **35** with the pH-neutral aqueous solution **120** to form the third mixture **122**, which is then centrifuged in a third centrifuge **40**. In one embodiment, the contaminant-deficient biological composition **118** and pH-neutral aqueous solution **120** are mixed in a mass ratio of about 5:1 to about 50:1. Following this mixing, the produced third mixture **122** is centrifuged in a third centrifuge **40** to produce the second aqueous solution **114** (described above), and the contaminant-depleted biological composition **124** containing the animal fats and plant oils. In certain embodiments, the second aqueous solution **114** includes at least about 50% of the contaminant present in the contaminant-deficient biological composition **118**, and in other embodiments, the second aqueous solution **114** includes at least about 75% of the contaminant present in the contaminant-deficient biological composition **118**. Further, in certain embodiments, the contaminant-depleted biological composition **124** includes less than about 50% of the contaminant present in the contaminant-deficient biological composition **118**, and in other embodiments the contaminant-depleted biological composition **124** includes less than about 25% of the contaminant present in the contaminant-deficient biological composition **118**.

[0035] In accordance with the above-described process (of centrifuges and mixers), and in one embodiment, the contaminant-depleted biological composition **124** includes less than about 5 wt.% of the contaminant introduced to the process via the contaminant-containing biological

composition **100**. In another embodiment, the contaminant-depleted biological composition **124** includes less than about 2 wt.% of the introduced to the process via the contaminant-containing biological composition **100**. Alternatively, the contaminant-depleted biological composition **124** preferably has a total metals content of less than about 50 parts per million (weight basis) (hereinafter "ppm"), more preferably less than 10 ppm, and even more preferably less than 2 ppm. Further, the contaminant-depleted biological composition **124** preferably has a phosphorous-containing compound content of less than about 20 ppm, more preferably less than about 10 ppm, and even more preferably less than about 5 ppm. This treatment of the fed composition **100** and the removal of contaminants therefrom results in sludge streams (e.g., streams **126** and **128**) exiting the centrifuges, as noted above. These sludge streams contain the contaminants and generally include insoluble impurities having a density greater than water.

[0036] As noted above in the discussion of the disc stack centrifuges, the centrifuges are desirably equipped with adjustable levers (or fingers) that can move the separation zone (of the rag component). Within the interior of the centrifuges, which interior is partially defined by a bowl, centrifugal forces throw the heavy material (sludge) to an outer region of the bowl where the sludge can accumulate until it is eventually removed during, for example, a timed desludge cycle. An aqueous acidic solution more dense than the oil will settle adjacent the sludge layer. The oil phase, being the least dense relative to the acidic solution and the sludge, will wattle in an interior region of the bowl. Between each layer is an emulsion layer of partially separated material, which is referred to herein as the rag component. The rag component in each centrifuge contains a clean (or light phase) oil as well as water and contaminants such as phospholipids present as an emulsion. In a first centrifuge, based on the division of the first rag component specified herein, a significant proportion (by volume) of the first rag component (and the heavy phase therein) is sent to the second centrifuge in an attempt to further separate the desirable oils from the undesirable aqueous acidic solution and contaminants. Ultimately, and following the third centrifuge, the collected aqueous solution may be recycled (as shown in the Figures) or portions thereof may be sent to a storage tank for further processing.

[0037] The contaminant-depleted biological composition **124** may be further cleansed prior to conversion to a biofuel. That further cleansing may include passing the composition through a pre-coat vacuum filter to remove any residual microscopic fine particles (micro-fines). The filter preferably employs media, such as an acid clay, capable of removing metals and polyethylene remaining in the composition in the form of micro-fines. Thereafter, the cleansed composition may be stored to await conversion to a biofuel or passed directly to such a conversion process (e.g., a hydroconversion reactor system).

[0038] Although US-2010-0056833 A1 describes a process of washing a contaminant containing biological composition that includes animal fats with an acid solution counter-current to the flow of the fresh feed, and the use of a plurality of contactor-separator stages, these suggestions are not believed to adequately address the gumming problems that operators encounter in practice. Of course, additional stages may help; but, there are high capital and operating costs associated with that suggestion. The inventors have now discovered that a particular series of unit operations (centrifugation and mixing steps) better and more reliably address the gumming problem encountered with feed compositions containing animal fats. Furthermore, the arrangement of the unit operations and conditions specified herein advantageously offers the operator of the process the ability to minimize the loss of fresh feedstock (here the contaminant-containing biological composition) while maximizing the removal of contaminants that otherwise contribute to undesirable gumming and ash formation in downstream processing (e.g., HDO processes) and other environmentally-disfavored contaminants. Still further, the disclosed process employs recycle streams to better ensure that the cleaned biological composition (here the contaminant-depleted biological composition) and treatment water are not cross-contaminated.

Example

[0039] The following example and data are provided to illustrate the invention, but are not intended to limit the scope thereof.

[0040] A pilot plant-scale process was prepared to carry out the experiments disclosed below. The process employed is as shown in Figures 1 and 2 unless noted otherwise.

[0041] Water production: This involved mixing current plant HDO charge pump material with clean deionized water to prepare the initial water recovered from the third centrifuge. This water was used for the first run for all of the feed water to the first and second centrifuges 20 and centrifuge 30, respectively. After the first sample of the contaminant-containing biological composition (referred to herein as "FOG") was run through all three centrifuge cycles, the water (stream 104) recovered from the second centrifuge 30 was used 50/50 with the water (stream 114) from the third centrifuge 40 in the first centrifuge 20.

[0042] The raw FOG's were not filtered. All mixing was mimicked by using a blender, mixing for 30 seconds on the liquefy setting. A pint sample was set aside of the raw feed stock for analysis. The centrifuge was mimicked by using the lab centrifuges, set at 800G and 200 °F (albeit at low speeds).

[0043] The first centrifuge step was performed three times with 900 ml FOG, 21 ml third centrifuge water, 21 ml second centrifuge water and 2 ml 50% citric acid (a pint sample was caught from the top half of centrifuge tubes for analysis).

[0044] The second centrifuge step was performed three times with 675 ml FOG recovered from the top half of the centrifuge tubes from the first centrifuge step and 31.5 ml water recovered from the third centrifuge step (a pint sample was caught from the top half of centrifuge tubes for analysis, and collecting water from the bottom of the tube for the next FOG experiment)

[0045] The third centrifuge step was performed two times with 450 ml FOG from the top of the centrifuge tubes from the second centrifuge step and 21 ml clean Deionized water, (a pint sample was caught from the top half of centrifuge tubes for analysis, and collecting water from the bottom of the tube for the next FOG experiment)

[0046] Four samples from each cycle were tested for comparison, raw, after first centrifuge, after second centrifuge and after third centrifuge

[0047] Most of the samples were not maintained at ~200 °F while mixing and preparing for centrifuging, although tallow FOG was (due to its nature of setting up at lower temperatures). This showed in the third centrifuging step, where a large white/tan rag component appeared—but, after allowing to sit at 200 °F in the idle centrifuge for 30 plus minutes, the large rag turned into a thin rag. The tallow started with the thin rag layer. In commercial-scale operation, a light rag layer in the third centrifuge may be encountered; but, it should be a small layer if the temperature is maintained around 200 °F and otherwise consistent through all three centrifuging steps.

[0048] The following FOGs were employed: a plant oil feed containing very little animal fats; an inedible tallow feed containing substantial amounts of animal fats; and a poultry feed containing substantial amounts of animal fats. The plant oil feed was a mixture of 70 wt.% yellow grease and 30% corn oil, based on the total weight of the plant oil feed. In contrast to this plant oil feed, which may be considered as having no meaningful amount of animal fats, the other two feeds contained nearly 100 wt.% animal fats. The point of employing these three FOGs is to demonstrate the unexpectedly good contaminant removal attainable with a feed composition containing animal fats, and significant amounts of animal fats.

[0049] Figures 3A through 6 illustrate graphically the contaminant removal (in parts per million) achieved by the foregoing pilot-scale process. In the figures, "Holcomb – IT" refers to the inedible tallow feed, and "Forest – PF" refers to the poultry fat feed. The data reported in Figures 3A, 3B, 4A, 4B, 5A, and 5B, were obtained by subjecting the samples to ASTM D7111 (Standard Test Method for Determination of Trace Elements in Middle Distillate Fuels by Inductively Coupled

Plasma Atomic Emission Spectrometry (ICP-AES)), wherein the middle distillates specified in the test are substituted with the sample (fats, oils, and greases). The data reported in Figure 6 were obtained by subjecting the samples to AOCS Ca 3a-46 (Insoluble Impurities).

[0050] The foregoing description is given for clearness of understanding only, and no unnecessary limitations should be understood therefrom, as modifications within the scope of the invention may be apparent to those having ordinary skill in the art.

What is Claimed is:

1. A method of removing a contaminant from a contaminant-containing biological composition comprising animal fats and plant oils, the method comprising:
 - (a) mixing the contaminant-containing biological composition with a first mixture of a first aqueous solution having a pH less than about 7 and an acidic solution to produce an acid-rich biological composition;
 - (b) centrifuging the acid-rich biological composition to produce a contaminant-deficient, acid-rich biological composition and an aqueous waste product containing a portion of the contaminant removed from the contaminant-containing biological composition;
 - (c) mixing the contaminant-deficient, acid-rich biological composition with a second aqueous solution having a pH greater than that of the first aqueous solution to produce a second mixture;
 - (d) centrifuging the second mixture to produce a contaminant-deficient biological composition and the first aqueous solution;
 - (e) mixing the contaminant-deficient biological composition with a pH-neutral aqueous solution to produce a third mixture; and,
 - (f) centrifuging the third mixture to produce the second aqueous solution and a contaminant-depleted biological composition comprising the animal fats and plant oils.
2. The method of claim 1, wherein the first mixture comprises a portion of the second aqueous solution.
3. The method of claim 1, wherein the second aqueous solution further comprises the acidic solution.
4. The method of claim 1, wherein the contaminant is a material selected from the group consisting of a chlorine-containing compound, a nitrogen-containing compound, a phosphorous-containing compound, a sulfur-containing compound, a metal, and mixtures thereof.

5. The method of claim 4, wherein the metal is selected from the group consisting of barium, iron, calcium, magnesium, lithium, potassium, sodium, boron, chromium, copper, lead, manganese, nickel, silicon, strontium, zinc, and mixtures thereof.

6. The method of claim 4, wherein the contaminant is a phosphorous-containing compound.

7. The method of claim 1, wherein the contaminant-containing biological composition comprises one or more of naturally-occurring fatty acids and naturally-occurring fatty acid esters.

8. The method of claim 7, wherein the contaminant-containing biological composition contains a material selected from the group consisting of algae oils, beef tallow, brown grease, camelina oil, canola/rapeseed oil, castor oil, choice white grease, coconut oil, coffee bean oil, corn oil, fish oils, hemp oil, Jatropha oil, linseed oil, mustard oil, palm oil, poultry fat, soybean oil, sunflower oil, tall oil, tall oil fatty acid, Tung oil, used cooking oils, yellow grease, and mixtures thereof.

9. The method of claim 8, wherein the contaminant-containing biological composition contains a material selected from the group consisting of beef tallow, fish oils, poultry fat, used cooking oils, yellow grease, and mixtures thereof.

10. The method of claim 1, wherein the contaminant-containing biological composition contains a greater proportion by weight of animal fats than plant oils.

11. The method of claim 10, wherein animal fats and plant oils are present in the contaminant-containing biological composition in a weight ratio of animal fats:plant oils of about 0.5:1 to about 99:1.

12. The method of claim 11, wherein the weight ratio is about 5:1 to about 90:1.

13. The method of claim 1, wherein the first aqueous solution has a pH of less than about 5.

14. The method of claim 1, wherein the acidic solution comprises an acid selected from the group consisting of, citric acid, sulfuric acid, phosphoric acid, hydrochloric acid, nitric acid, acetic acid, carbonic acid, and mixtures thereof.

- 15.** The method of claim 14, wherein the acidic solution comprises citric acid.
- 16.** The method of claim 14, wherein the acidic solution consists essentially of citric acid.
- 17.** The method of claim 15, wherein the acidic solution comprises about 20 wt.% to about 75 wt.% citric acid, based on the total weight of the acidic solution.
- 18.** The method of claim 17, wherein the acidic solution comprises about 20 wt.% to about 40 wt.% citric acid, based on the total weight of the acidic solution.
- 19.** The method of claim 1, wherein the acid-rich biological composition has a pH of less than about 7.
- 20.** The method of claim 19, wherein the acid-rich biological composition has a pH of less than about 5.
- 21.** The method of claim 1, wherein the aqueous waste product comprises at least about 50% of the contaminant present in the contaminant-containing biological composition.
- 22.** The method of claim 21, wherein the aqueous waste product comprises at least about 75% of the contaminant present in the contaminant-containing biological composition.
- 23.** The method of claim 1, wherein the contaminant-deficient, acid-rich biological composition comprises less than about 50% of the contaminant present in the contaminant-containing biological composition.
- 24.** The method of claim 23, wherein the contaminant-deficient, acid-rich biological composition comprises less than about 25% of the contaminant present in the contaminant-containing biological composition.
- 25.** The method of claim 1, wherein the second aqueous solution has a pH of less than about 7.
- 26.** The method of claim 1, wherein the pH-neutral aqueous solution comprises water selected from the group consisting of deionized water, demineralized water, and mixtures thereof.
- 27.** The method of claim 26, wherein the pH-neutral aqueous solution is deionized water.

- 28.** The method of claim 1, wherein the third mixture has a pH of less than about 7.
- 29.** The method of claim 1, wherein the first aqueous solution comprises at least about 50% of the contaminant present in the contaminant-deficient, acid-rich biological composition.
- 30.** The method of claim 29, wherein the first aqueous solution comprises at least about 75% of the contaminant present in the contaminant-deficient, acid-rich biological composition.
- 31.** The method of claim 1, wherein the contaminant-deficient biological composition comprises less than about 50% of the contaminant present in the contaminant-deficient, acid-rich biological composition.
- 32.** The method of claim 31, wherein the contaminant-deficient biological composition comprises less than about 25% of the contaminant present in the contaminant-deficient, acid-rich biological composition.
- 33.** The method of claim 1, wherein the second aqueous solution comprises at least about 50% of the contaminant present in the contaminant-deficient biological composition.
- 34.** The method of claim 33, wherein the second aqueous solution comprises at least about 75% of the contaminant present in the contaminant-deficient biological composition.
- 35.** The method of claim 1, wherein the contaminant-depleted biological composition comprises less than about 50% of the contaminant present in the contaminant-deficient biological composition.
- 36.** The method of claim 35, wherein the contaminant-depleted biological composition comprises less than about 25% of the contaminant present in the contaminant-deficient biological composition.
- 37.** The method of claim 1, wherein the contaminant-depleted biological composition comprises less than about 5 wt.% of the contaminant.
- 38.** The method of claim 37, wherein the contaminant-depleted biological composition comprises less than about 2 wt.% of the contaminant.

39. The method of claim 1, wherein each of the centrifuging steps (b), (d) and (f) produces a sludge stream.

40. The method of claim 39, wherein each of the sludge streams comprise insoluble impurities having a density greater than water.

41. The method of claim 1, wherein the contaminant-containing biological composition and the first mixture are mixed in a mass ratio of about 5:1 to about 50:1.

42. The method of claim 1, wherein the contaminant-deficient, acid-rich biological composition and the second aqueous solution are mixed in a mass ratio of about 5:1 to about 50:1.

43. The method of claim 1, wherein the contaminant-deficient biological composition and pH-neutral aqueous solution are mixed in a mass ratio of about 5:1 to about 50:1.

44. The method of claim 1, wherein the step (b) of centrifuging further results in production of a first rag component, at least about 90% (by volume) of which is divided to form a portion of the contaminant-deficient, acid-rich biological composition, and the balance (by volume) of which forms the aqueous waste product.

45. The method of claim 1, wherein the step (d) of centrifuging further results in production of a second rag component, 10% (by volume) or less of which is divided to form a portion of the contaminant-deficient, biological composition, and the balance (by volume) of which forms a portion of the first aqueous solution.

46. The method of claim 1, wherein the step (f) of centrifuging further results in production of a third rag component, 10% (by volume) or less of which is divided to form a portion of the contaminant-depleted biological composition, and the balance (by volume) of which forms a portion of the second aqueous solution.

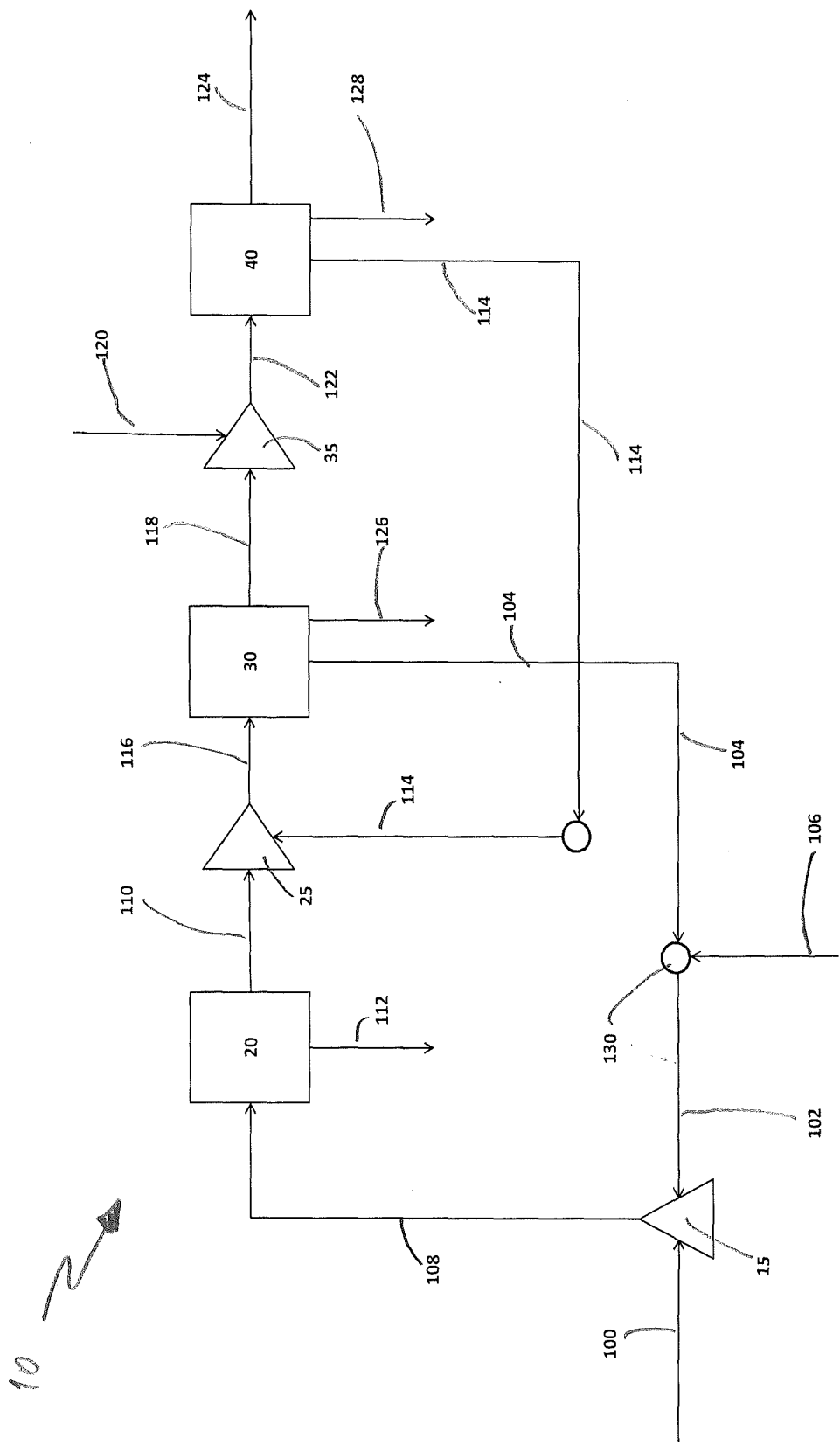


FIGURE 1

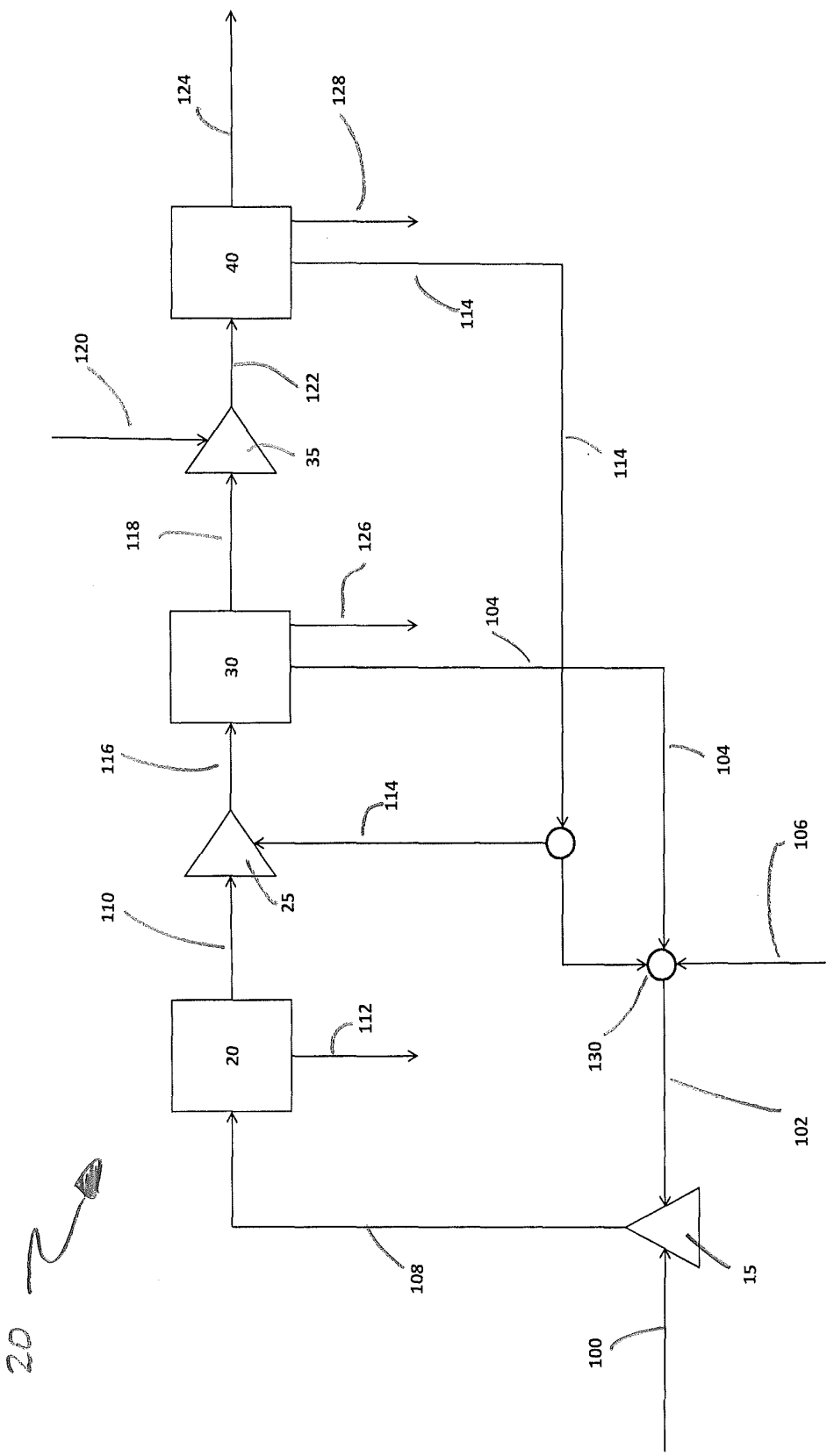


FIGURE 2

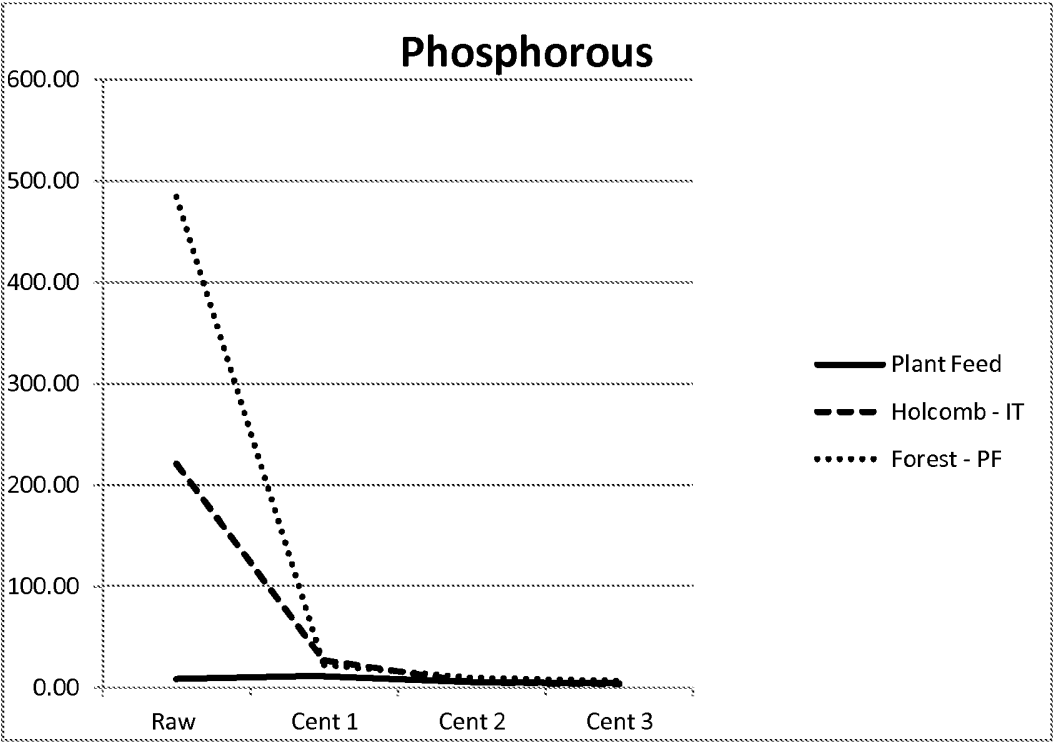


FIGURE 3A

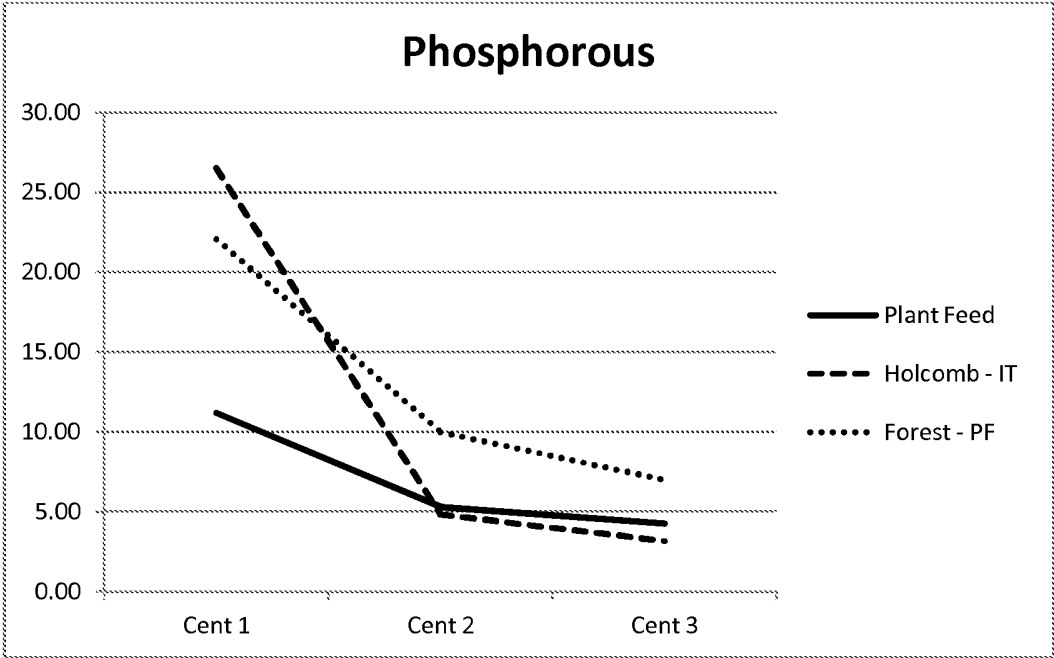


FIGURE 3B

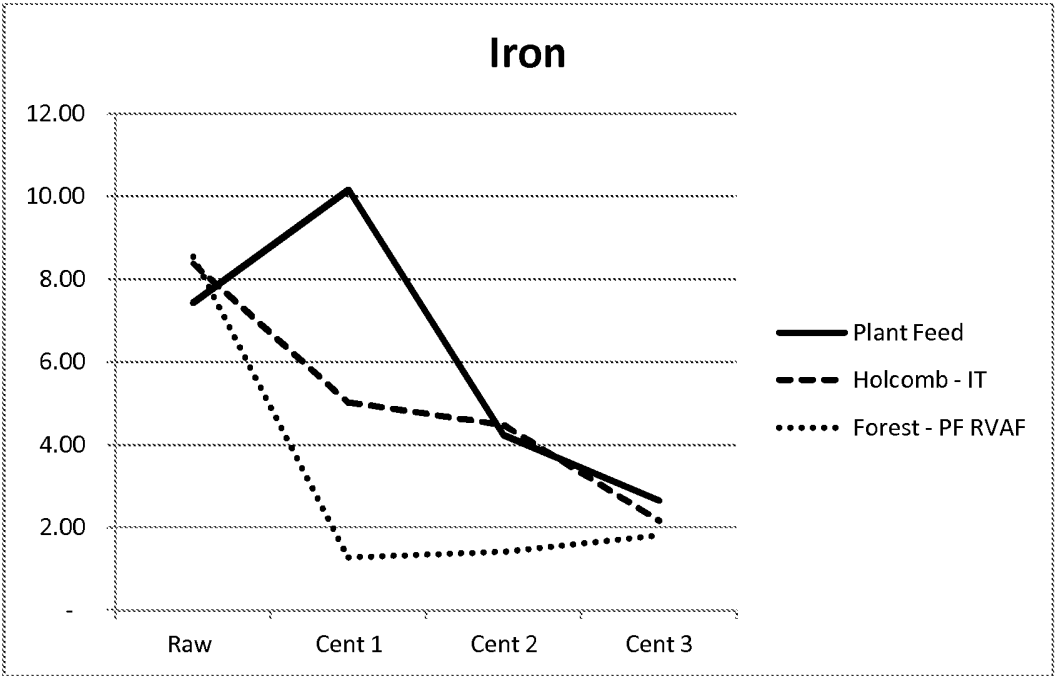


FIGURE 4A

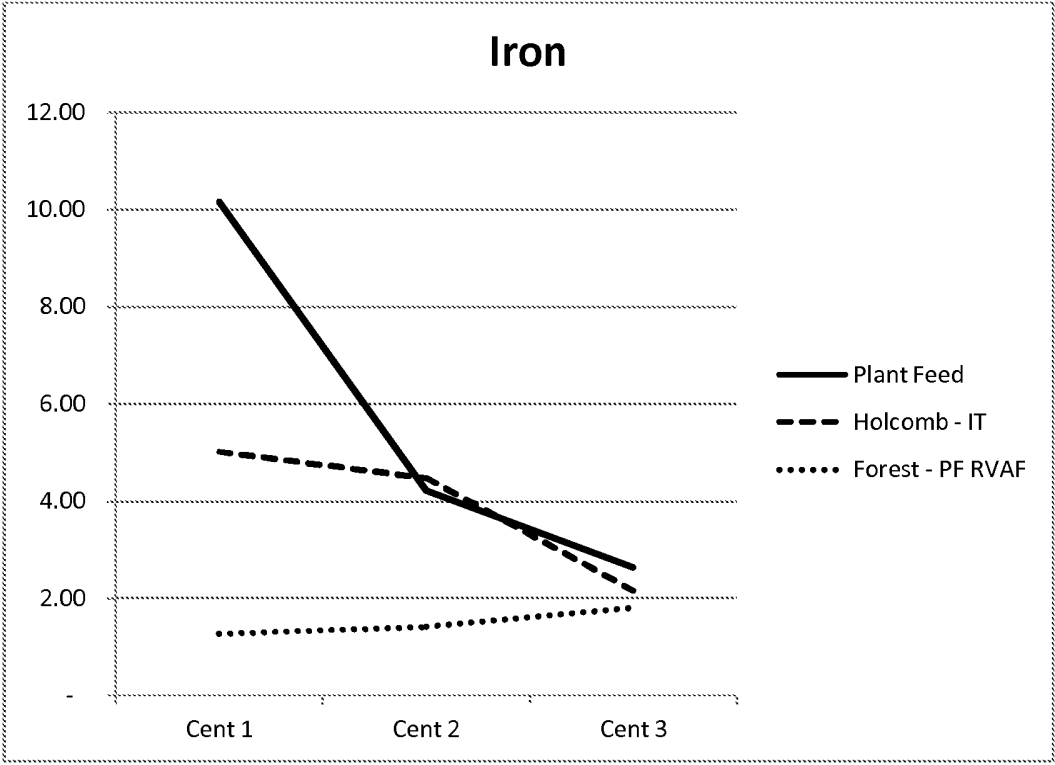


FIGURE 4B

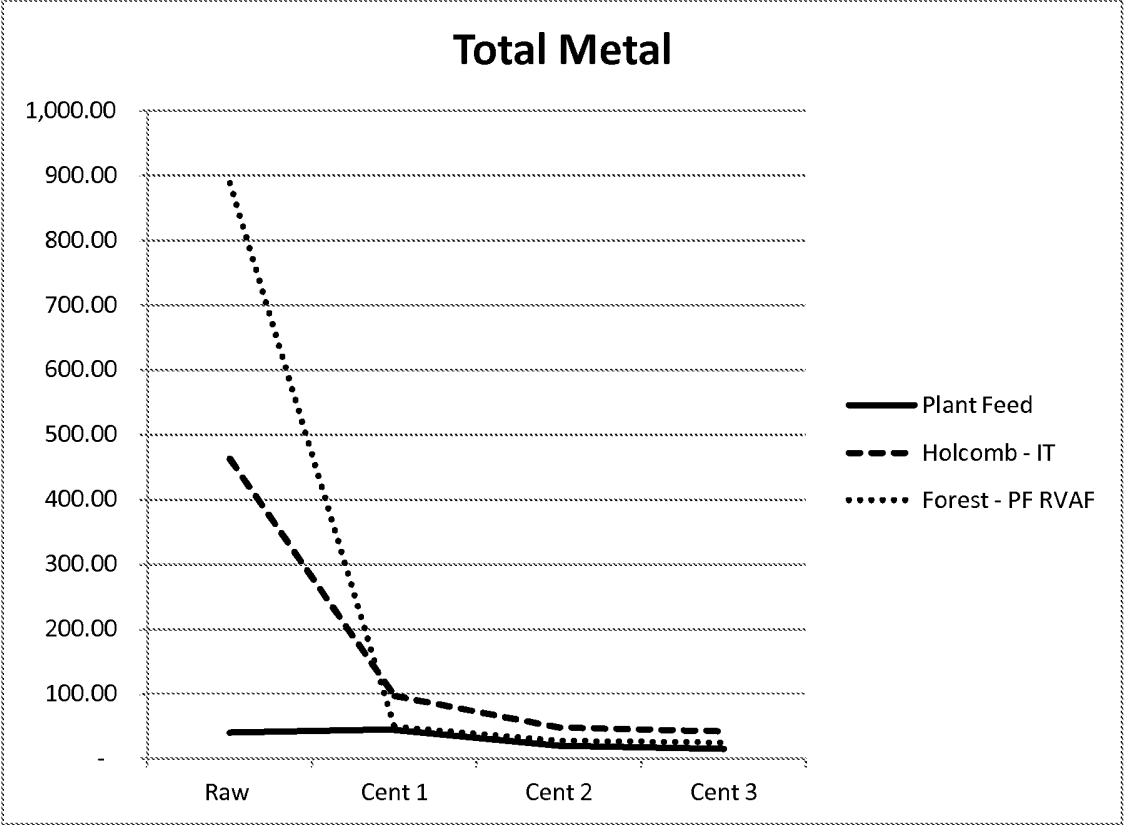


FIGURE 5A

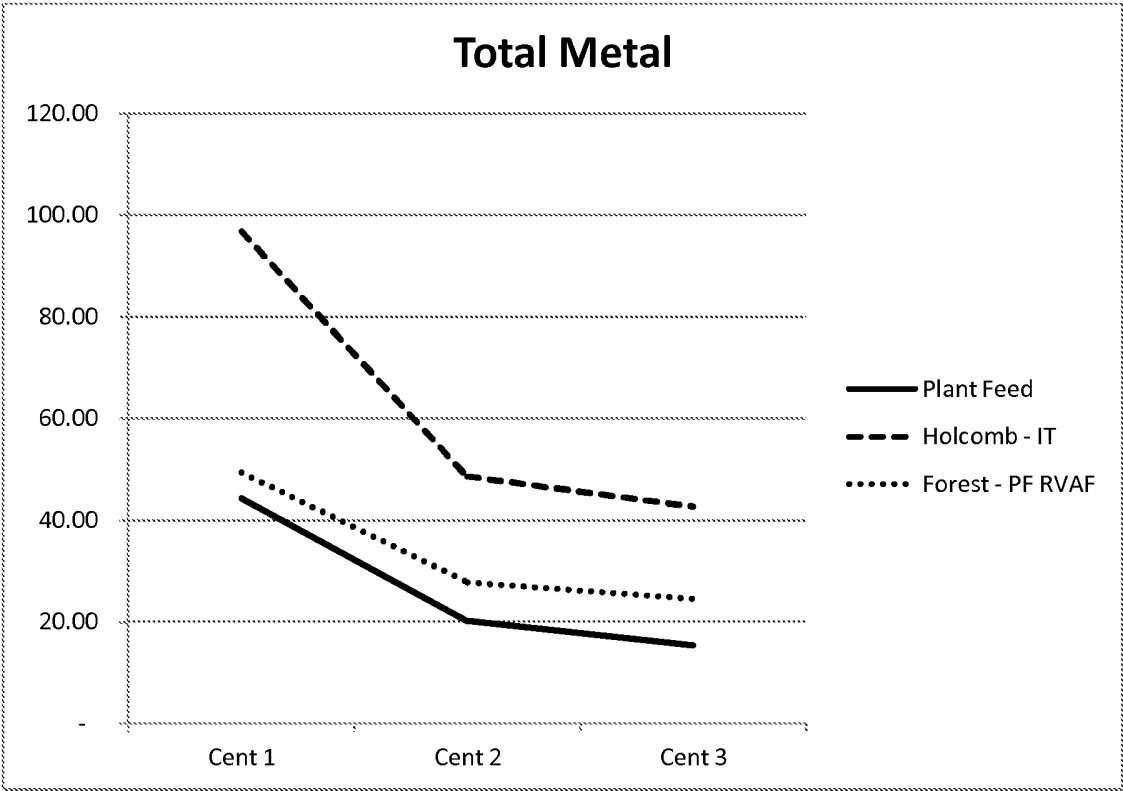


FIGURE 5B

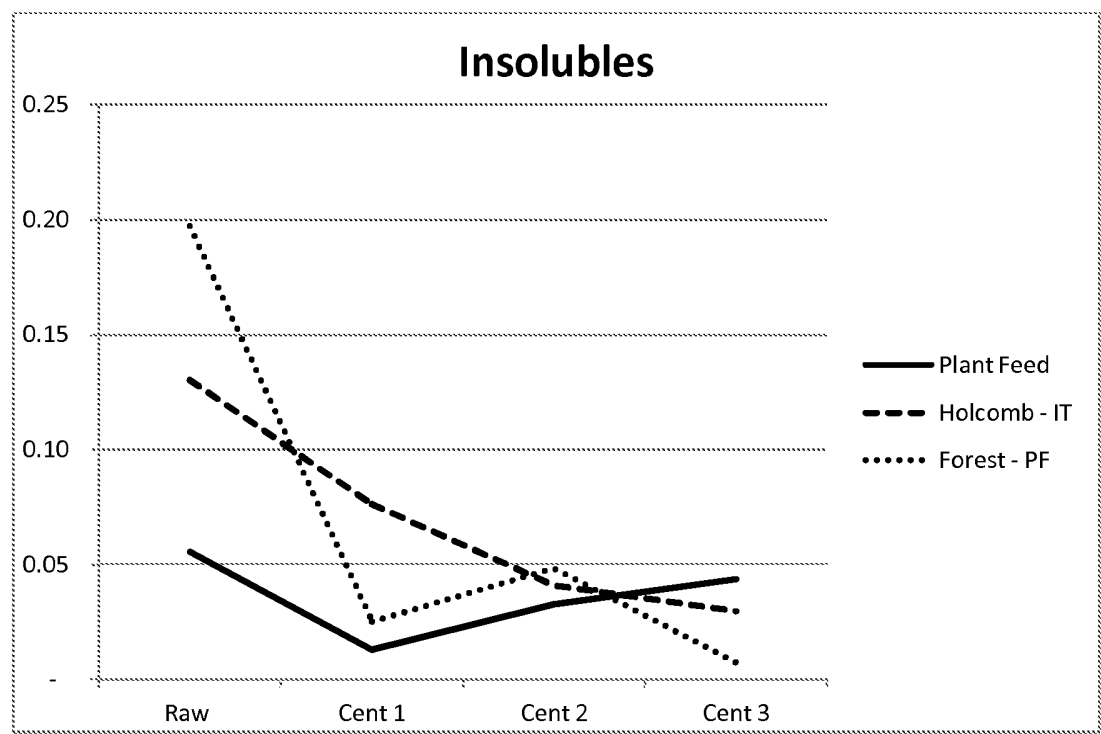


FIGURE 6

INTERNATIONAL SEARCH REPORT

International application No

PCT/US2014/020228

A. CLASSIFICATION OF SUBJECT MATTER

INV. C11B3/00 C11B3/04
ADD.

According to International Patent Classification (IPC) or to both national classification and IPC

B. FIELDS SEARCHED

Minimum documentation searched (classification system followed by classification symbols)

C11B

Documentation searched other than minimum documentation to the extent that such documents are included in the fields searched

Electronic data base consulted during the international search (name of data base and, where practicable, search terms used)

EPO-Internal, BIOSIS, COMPENDEX, FSTA, WPI Data

C. DOCUMENTS CONSIDERED TO BE RELEVANT

Category*	Citation of document, with indication, where appropriate, of the relevant passages	Relevant to claim No.
Y	EP 0 077 528 A1 (CPC INTERNATIONAL INC [US]) 27 April 1983 (1983-04-27) page 2, line 3 - line 5; examples 2,4,5,6 -----	1-46
Y	EP 0 583 648 A2 (VANDEMOORTELE INT NV [BE]) 23 February 1994 (1994-02-23) claims; figure; example -----	1-46
A	US 2010/056833 A1 (SUAREZ JULIO [US] ET AL) 4 March 2010 (2010-03-04) cited in the application paragraph [0017] - paragraph [0022]; claims -----	1-46
A	US 6 426 423 B1 (COPELAND DICK [US] ET AL) 30 July 2002 (2002-07-30) claims; examples -----	1-46



Further documents are listed in the continuation of Box C.



See patent family annex.

* Special categories of cited documents :

"A" document defining the general state of the art which is not considered to be of particular relevance

"E" earlier application or patent but published on or after the international filing date

"L" document which may throw doubts on priority claim(s) or which is cited to establish the publication date of another citation or other special reason (as specified)

"O" document referring to an oral disclosure, use, exhibition or other means

"P" document published prior to the international filing date but later than the priority date claimed

"T" later document published after the international filing date or priority date and not in conflict with the application but cited to understand the principle or theory underlying the invention

"X" document of particular relevance; the claimed invention cannot be considered novel or cannot be considered to involve an inventive step when the document is taken alone

"Y" document of particular relevance; the claimed invention cannot be considered to involve an inventive step when the document is combined with one or more other such documents, such combination being obvious to a person skilled in the art

"&" document member of the same patent family

Date of the actual completion of the international search

1 August 2014

Date of mailing of the international search report

08/08/2014

Name and mailing address of the ISA/

European Patent Office, P.B. 5818 Patentlaan 2
NL - 2280 HV Rijswijk
Tel. (+31-70) 340-2040,
Fax: (+31-70) 340-3016

Authorized officer

Saettel, Damien

INTERNATIONAL SEARCH REPORT

Information on patent family members

International application No

PCT/US2014/020228

Patent document cited in search report	Publication date	Patent family member(s)	Publication date
EP 0077528	A1	27-04-1983	AU 8853382 A 21-04-1983 BR 8206007 A 13-09-1983 CA 1187511 A1 21-05-1985 DE 3277211 D1 15-10-1987 DK 454982 A 16-04-1983 EP 0077528 A1 27-04-1983 ES 8401123 A1 16-02-1984 GB 2107343 A 27-04-1983 HK 78886 A 24-10-1986 IN 162682 A1 02-07-1988 JP H0328479 B2 19-04-1991 JP S5876500 A 09-05-1983 MX 7580 E 23-11-1989 MY 8600659 A 31-12-1986 NZ 201845 A 16-08-1985 PH 21781 A 24-02-1988 YU 233182 A 20-03-1985 ZA 8206591 A 26-10-1983
EP 0583648	A2	23-02-1994	NONE
US 2010056833	A1	04-03-2010	US 2010056833 A1 04-03-2010 WO 2010025326 A2 04-03-2010
US 6426423	B1	30-07-2002	AR 032249 A1 29-10-2003 AU 2002225930 A1 19-08-2002 EP 1357803 A2 05-11-2003 US 6426423 B1 30-07-2002 WO 02062157 A2 15-08-2002

摘要

含有動物脂肪和植物油的生物組合物在加工成生物燃料前不含污染物為宜。文中公開了一種從這些組合物中去除這類污染物以使所述加工更有效的方法。所述方法使用混合器和離心機連同酸性溶液和循環流的獨特佈置以從組合物中去除這些污染物。