

L. WHEELOCK.
Magazine Fire Arm.

No. 84,598.

Patented Dec. 1, 1868.

Fig. 1.

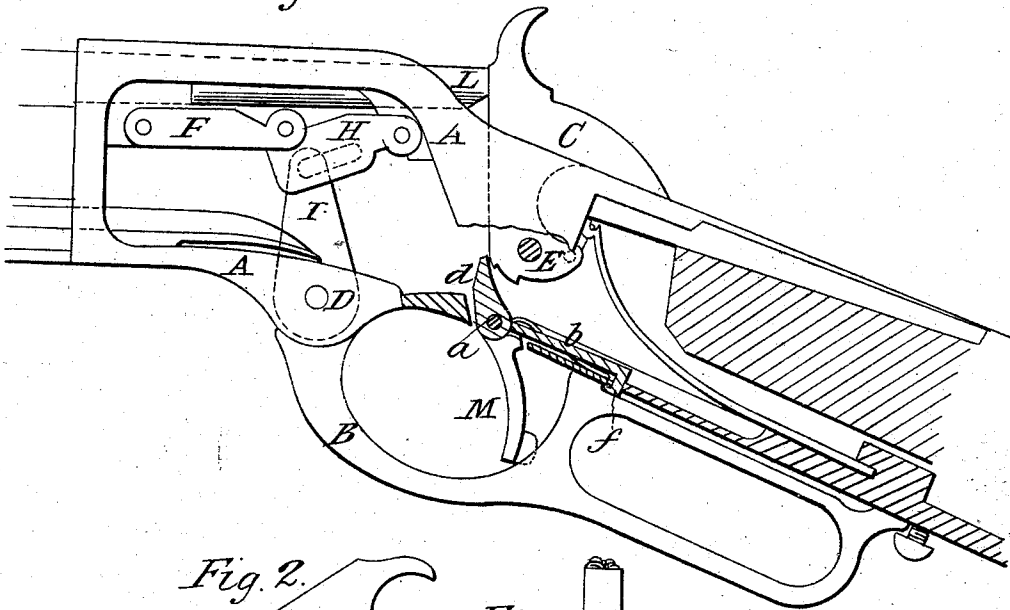


Fig. 2.

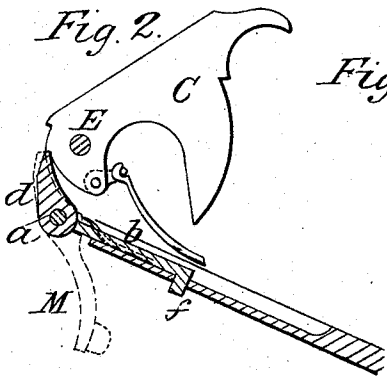



Fig. 3.



Witnesses:

John H. Shumway
a. j. Dibbitts

Inventor:

Luxie Wheelock

By his Attorney

John E. Earle

United States Patent Office.

LUKE WHEELOCK, OF NEW HAVEN, CONNECTICUT, ASSIGNOR TO WINCHESTER REPEATING-ARMS COMPANY, OF SAME PLACE.

Letters Patent No. 84,598, dated December 1, 1868.

IMPROVEMENT IN MAGAZINE FIRE-ARMS.

The Schedule referred to in these Letters Patent and making part of the same.

To all whom it may concern :

Be it known that I, LUKE WHEELOCK, of New Haven, in the county of New Haven, and State of Connecticut, have invented a new Improvement in Repeating Fire-Arms; and I do hereby declare the following, when taken in connection with the accompanying drawings, and the letters of reference marked thereon, to be a full, clear, and exact description of the same, and which said drawings constitute part of this specification, and represent, in—

Figure 1, a sectional side view of the Winchester arm, the operative mechanism being that patented to Smith and Wesson, February 18, 1854.

Figure 2, a detached view, showing the hammer set at full cock, and under the control of the auxiliary sere; and in

Figure 3, a detached front view of the hammer and sere.

This invention relates to an improvement in breech-loading or repeating fire-arms, especially to that class known as "The Winchester Repeating Fire-Arms," but is applicable alike to other arms in which the hammer is set at full cock, by the depression of the trigger-guard, for the purpose of loading, the object being to prevent the accidental discharge or let-off of the hammer before the trigger-guard shall have been returned to its place, the cartridge inserted, and the breech closed; and

The invention consists in the arrangement of an auxiliary sere, which, when the trigger-guard is depressed, comes into action, so as to catch the hammer when at full cock, the said sere being operated by the trigger-guard, so that the said auxiliary sere will be thrown out from the hammer when the guard is returned to its place. But while the auxiliary sere supports the hammer, the principal sere cannot release the hammer, but, so soon as the auxiliary sere is removed by the return of the guard, then the principal sere comes into action in the usual manner.

To enable others to construct and use my improvement, I will fully describe the same, as illustrated in the accompanying drawings.

A is the frame.

B, the trigger-guard, pivoted in the frame at D.

C, the hammer, pivoted in the frame at E, and within

the frame is arranged a toggle-joint, F and H, operated by the upper arm of the trigger-guard B, so that, when the said trigger-guard is depressed or thrown forward, the piston or spindle L to which the toggle F is attached, is drawn back so as to force the hammer to full cock, as seen in fig. 2, and as in the Smith and Wesson patent, and Winchester arm, before referred to.

M is the principal sere, formed upon the trigger N, and pivoted at a, so as to catch and support the hammer in the usual manner.

When the trigger-guard is thrown forward, it exposes the trigger, which is liable to be accidentally hit, so as to release the hammer entirely. To avoid this, I arrange an auxiliary sere, d, upon the same pivot, a, (or another pivot, if desired,) and operated by a spring, so that, when the hammer is raised, if the auxiliary sere is free, it will fall into the notches in the hammer in similar manner as does the principal sere.

From the auxiliary sere d, I extend an arm, b, its end formed so as to pass through the frame, as at f, and project sufficiently to rest upon the trigger-guard, and so, that when the trigger-guard is home, as in fig. 1, the trigger-guard will raise the arm b so as to hold the sere d, and prevent its falling into the notch in the hammer, as seen in fig. 1, but when the trigger-guard is depressed or thrown forward, then the sere d is left free so as to fall into the notch in the hammer, as seen in fig. 2, and thus support the hammer, so that the sere proper has no effect upon the hammer until the trigger-guard is returned, and the sere d thrown out from the notch in the hammer. Then the principal sere will act in the usual manner.

By this construction all danger of premature explosion by an accidental discharge of the hammer is avoided.

Having thus fully described my invention,

What I claim as new and useful, and desire to secure by Letters Patent, is—

The auxiliary sere d, combined with the hammer and trigger-guard, and principal sere, so as to operate substantially in the manner herein set forth.

LUKE WHEELOCK.

Witnesses:

JOHN H. SHUMWAY,

A. J. TIBBITS,