

Patent Application

(21) Application number:	2011085503	(71) Applicant:	INFINITY PHARMACEUTICALS, INC. 780 MEMORIAL DRIVE CAMBRIDGE, MA 02139 MC US
(22) Date of filing:	18.05.2010		
	US 61/179,280 18.05.2009	(72) Inventor:	BEHNKE, MARK, L. 122 NORTH STREET SOMERVILLE, MA 02144 US
(30) Priority:	US 61/179,283 18.05.2009		CASTRO, ALFREDO, C. 43 WILDWOOD STREET WINCHESTER, MA 01890 US
	US 61/179,285 18.05.2009		CHAN, LAWRENCE, K. 100 MARION STREET, #10 BROOKLINE, MA 02446 US
			EVANS, CATHERINE, A. 83 JAKES STREET SOMERVILLE, MA 02145 US
			GRENIER, LOUIS 140 SARGENT STREET NEWTON, MA 02458 US
			GROGAN, MICHAEL, J. 27 DUNSTER ROAD WINCHESTER, MA 01890 US
			LEBLANC, YVES 8 LAFFORD KIRKLAND, QUEBEC CANADA H9J 3Y3 CA
			LIU, TAO 15 SHERBORNE CIRCLE ASHLAND, MA 01721 US
			PELUSO, STEPHANE 97 JOSEPHINE AVENUE SOMERVILLE, MA 02144 US
			SNYDER, DANIEL, A. 94 JAKES STREET SOMERVILLE, MA 02145 US

(54) **Title:**
**ISOXAZOLINES AS INHIBITORS OF FATTY ACID AMIDE
HYDROLASE**

(57) **Abstract:**
The present invention provides isoxazoline FAAH inhibitors of the formula (I): or pharmaceutically acceptable forms thereof, wherein each of G, Ra, Rb, Rc, and Rd are as defined herein. The present invention also provides pharmaceutical compositions comprising a compound of formula (I), or a pharmaceutically acceptable form thereof, and a pharmaceutically acceptable excipient. The present invention also provides methods for treating an FAAH-mediated condition comprising administering a therapeutically effective amount of a compound of formula (I), or pharmaceutically acceptable form thereof, to a subject in need thereof.

(19) World Intellectual Property Organization
International Bureau(43) International Publication Date
25 November 2010 (25.11.2010)(10) International Publication Number
WO 2010/135360 A1(51) International Patent Classification:
C07D 261/02 (2006.01)(21) International Application Number:
PCT/US2010/035309(22) International Filing Date:
18 May 2010 (18.05.2010)

(25) Filing Language: English

(26) Publication Language: English

(30) Priority Data:
61/179,285 18 May 2009 (18.05.2009) US
61/179,280 18 May 2009 (18.05.2009) US
61/179,283 18 May 2009 (18.05.2009) US(71) Applicant (for all designated States except US): **INFINITI PHARMACEUTICALS, INC.** [US/US]; 780 Memorial Drive, Cambridge, MA 02139 (US).

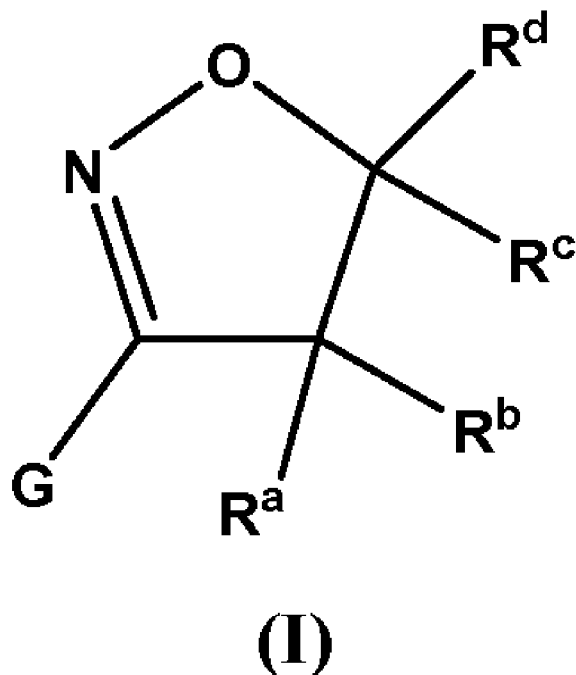
(72) Inventors; and

(75) Inventors/Applicants (for US only): **BEHNKE, Mark, L.** [US/US]; 122 North Street, Somerville, MA 02144 (US). **CASTRO, Alfredo, C.** [US/US]; 43 Wildwood Street, Winchester, MA 01890 (US). **CHAN, Lawrence,****K.** [—/US]; 100 Marion Street, #10, Brookline, MA 02446 (US). **EVANS, Catherine, A.** [US/US]; 83 Jaques Street, Somerville, MA 02145 (US). **GRENIER, Louis** [CA/US]; 140 Sargent Street, Newton, MA 02458 (US). **GROGAN, Michael, J.** [US/US]; 27 Dunster Road, Winchester, MA 01890 (US). **LEBLANC, Yves** [CA/CA]; 8 Lafford, Kirkland, Quebec, Canada H9J 3Y3 (CA). **LIU, Tao** [US/US]; 15 Sherborne Circle, Ashland, MA 01721 (US). **PELUSO, Stephane** [FR/US]; 97 Josephine Avenue, Somerville, MA 02144 (US). **SNYDER, Daniel, A.** [US/US]; 94 Jaques Street, Somerville, MA 02145 (US). **TIBBITTS, Thomas, T.** [US/US]; 67 Graniteville Road, Westford, MA 01886 (US).(74) Agent: **ROBIDOUX, Andrea, L., C.;** Choate, Hall & Stewart LLP, Two International Place, Boston, MA 02110 (US).

(81) Designated States (unless otherwise indicated, for every kind of national protection available): AE, AG, AL, AM, AO, AT, AU, AZ, BA, BB, BG, BH, BR, BW, BY, BZ, CA, CH, CL, CN, CO, CR, CU, CZ, DE, DK, DM, DO, DZ, EC, EE, EG, ES, FI, GB, GD, GE, GH, GM, GT, HN, HR, HU, ID, IL, IN, IS, JP, KE, KG, KM, KN, KP, KR, KZ, LA, LC, LK, LR, LS, LT, LU, LY, MA, MD,

[Continued on next page]

(54) Title: ISOXAZOLINES AS INHIBITORS OF FATTY ACID AMIDE HYDROLASE

(57) Abstract: The present invention provides isoxazoline FAAH inhibitors of the formula (I): or pharmaceutically acceptable forms thereof, wherein each of G, R^a, R^b, R^c, and R^d are as defined herein. The present invention also provides pharmaceutical compositions comprising a compound of formula (I), or a pharmaceutically acceptable form thereof, and a pharmaceutically acceptable excipient. The present invention also provides methods for treating an FAAH-mediated condition comprising administering a therapeutically effective amount of a compound of formula (I), or pharmaceutically acceptable form thereof, to a subject in need thereof.



ME, MG, MK, MN, MW, MX, MY, MZ, NA, NG, NI, NO, NZ, OM, PE, PG, PH, PL, PT, RO, RS, RU, SC, SD, SE, SG, SK, SL, SM, ST, SV, SY, TH, TJ, TM, TN, TR, TT, TZ, UA, UG, US, UZ, VC, VN, ZA, ZM, ZW.

TM), European (AL, AT, BE, BG, CH, CY, CZ, DE, DK, EE, ES, FI, FR, GB, GR, HR, HU, IE, IS, IT, LT, LU, LV, MC, MK, MT, NL, NO, PL, PT, RO, SE, SI, SK, SM, TR), OAPI (BF, BJ, CF, CG, CI, CM, GA, GN, GQ, GW, ML, MR, NE, SN, TD, TG).

(84) Designated States (*unless otherwise indicated, for every kind of regional protection available*): ARIPO (BW, GH, GM, KE, LR, LS, MW, MZ, NA, SD, SL, SZ, TZ, UG, ZM, ZW), Eurasian (AM, AZ, BY, KG, KZ, MD, RU, TJ,

Published:

— *with international search report (Art. 21(3))*

ISOXAZOLINES AS INHIBITORS OF FATTY ACID AMIDE HYDROLASE**CROSS REFERENCE TO RELATED APPLICATIONS**

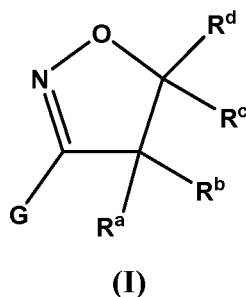
[0001] The present application claims priority to United States provisional patent application serial numbers 61/179,280, 61/179,283, and 61/179,285 filed May 18, 2009, the entirety of each of which is hereby incorporated herein by reference.

BACKGROUND

[0002] Fatty acid amide hydrolase (FAAH), also referred to as oleamide hydrolase and anandamide amidohydrolase, is an integral membrane protein responsible for the hydrolysis of several important endogenous neuromodulating fatty acid amides (FAAs), including anandamide, oleoylethanolamide and palmitoylethanolamide, and is intimately involved in their regulation. Because these FAAs interact with cannabinoid and vanilloid receptors, they are often referred to as “endocannabinoids” or “endovanilloids”. Initial interest in this area focused on developing FAAH inhibitors to augment the actions of FAAs and reduce pain. Further investigation found FAAH inhibitors, through interactions of the FAAs with unique extracellular and intracellular receptors, can be used to treat a variety of conditions that include, but are not limited to, inflammation, metabolic disorders (*e.g.*, obesity-related conditions and wasting conditions such as cachexias and anorexia), disorders of the central nervous system (*e.g.*, disorders associated with neurotoxicity and/or neurotrauma, stroke, multiple sclerosis, spinal cord injury, movement disorders such as basal ganglia disorders, amyotrophic lateral sclerosis, Alzheimer’s disease, epilepsy, mental disorders such as anxiety, depression, learning disorders and Schizophrenia, sleep disorders such as insomnia, nausea and/or emesis, and drug addiction), cardiac disorders (*e.g.*, hypertension, circulatory shock, myocardial reperfusion injury and atherosclerosis) and glaucoma (Pacher *et al.*, “The Endocannabinoid System as an Emerging Target of Pharmacotherapy” *Pharmacological Reviews* (2006) 58:389-462; Pillarisetti *et al.*, “Pain and Beyond: Fatty Acid Amides and Fatty Acid Amide Hydrolase Inhibitors in Cardiovascular and Metabolic Diseases” *Drug Discovery Today* (2009) 597:1-14).

SUMMARY

[0003] The present invention provides isoxazoline FAAH inhibitor compounds of the formula (I):



or pharmaceutically acceptable forms thereof,

wherein:

- (i) each of R^a , R^b , and R^c independently is selected from H, C_{1-10} alkyl and C_{1-10} perhaloalkyl, R^d is the group $-L-Z$, and Z is selected from C_{6-14} aryl;
- (ii) each of R^a , R^b , and R^c independently is selected from -H, C_{1-10} alkyl and C_{1-10} perhaloalkyl, R^d is the group $-L-Z$, and Z is selected from 3–14 membered heterocyclyl and 5–14 membered heteroaryl;
- (iii) R^a and R^d are joined to form a C_{3-10} carbocyclyl or 3–14 membered heterocyclyl fused ring, and R^b and R^c are independently selected from -H, C_{1-10} alkyl and C_{1-10} perhaloalkyl; or
- (iv) R^c and R^d are joined to form a C_{3-10} carbocyclyl or 3–14 membered heterocyclyl spiro-fused ring, and R^a and R^b are independently selected from -H, C_{1-10} alkyl and C_{1-10} perhaloalkyl;

L is a covalent bond or a divalent C_{1-6} hydrocarbon group, wherein one, two or three methylene units of L are optionally and independently replaced with one or more oxygen, sulfur or nitrogen atoms;

G is selected from $-CN$, $-NO_2$, $-S(=O)R^e$, $-SO_2R^e$, $-SO_2NR^fR^e$, $-PO_2R^e$, $-PO_2OR^e$, $-PO_2NR^fR^e$, $-(C=O)R^e$, $-(C=O)OR^e$, $-(C=O)NR^fR^e$, $-Br$, $-I$, $-F$, $-Cl$, $-OR^e$, $-ONR^fR^e$, $-ONR^f(C=O)R^e$, $-ONR^fSO_2R^e$, $-ONR^fPO_2R^e$, $-ONR^fPO_2OR^e$, $-SR^e$, $-OSO_2R^e$, $-NR^fSO_2R^e$, $-OPO_2R^e$, $-OPO_2OR^e$, $-NR^fPO_2R^e$, $-NR^fPO_2OR^e$, $-OPO_2NR^fR^e$, $-O(C=O)R^e$, $-O(C=O)OR^e$, $-NR^fR^e$, $-NR^f(C=O)R^e$, $-NR^f(C=O)OR^e$, $-O(C=O)NR^fR^e$, $-NR^f(C=NR^f)NR^fR^e$, $-O(C=NR^f)NR^fR^e$, $-NR^f(C=NR^f)OR^e$, $-[N(R^f)_2R^e]^+X^-$ wherein X^- is a counterion;

each R^e is selected from C₁₋₁₀ alkyl, C₂₋₁₀ alkenyl, C₂₋₁₀ alkynyl, C₃₋₁₀ carbocycl, C₆₋₁₄ aryl, 3-14 membered heterocycl and 5-14 membered heteroaryl; each R^f attached to a nitrogen atom is, independently, selected from -H, C₁₋₁₀ alkyl, or an amino protecting group; or R^e and R^f are joined to form an 3-14 membered heterocycl ring or an 5-14 membered heteroaryl ring.

[0004] The present invention also provides pharmaceutical compositions comprising a compound of formula (I), or a pharmaceutically acceptable form thereof, and a pharmaceutically acceptable excipient.

[0005] The present invention also provides methods for treating an FAAH-mediated condition in a subject comprising administering a therapeutically effective amount of a compound of formula (I), or a pharmaceutically acceptable form thereof, to a subject in need thereof.

[0006] The details of additional embodiments of the invention are set forth in the accompanying *Detailed Description* and *Exemplification* as described below. Other features, objects, and advantages of the invention will be apparent from this description and from the claims.

DEFINITIONS

[0007] Definitions of specific functional groups and chemical terms are described in more detail below. The chemical elements are identified in accordance with the Periodic Table of the Elements, CAS version, Handbook of Chemistry and Physics, 75th Ed., inside cover, and specific functional groups are generally defined as described therein. Additionally, general principles of organic chemistry, as well as specific functional moieties and reactivity, are described in *Organic Chemistry*, Thomas Sorrell, University Science Books, Sausalito, 1999; Smith and March *March's Advanced Organic Chemistry*, 5th Edition, John Wiley & Sons, Inc., New York, 2001; Larock, *Comprehensive Organic Transformations*, VCH Publishers, Inc., New York, 1989; and Carruthers, *Some Modern Methods of Organic Synthesis*, 3rd Edition, Cambridge University Press, Cambridge, 1987.

[0008] Certain compounds of the present invention can comprise one or more asymmetric centers, and thus can exist in various isomeric forms, e.g., enantiomers and/or diastereomers. The compounds provided herein can be in the form of an individual enantiomer, diastereomer or geometric isomer, or can be in the form of a mixture of stereoisomers, including racemic mixtures and mixtures enriched in one or more stereoisomer. In certain embodiments, the

compounds of the invention are enantiopure compounds. In certain other embodiments, mixtures of stereoisomers are provided.

[0009] Furthermore, certain compounds, as described herein may have one or more double bonds that can exist as either the *cis* or *trans*, or the E or Z isomer, unless otherwise indicated. The invention additionally encompasses the compounds as individual isomers substantially free of other isomers, and alternatively, as mixtures of various isomers, *e.g.*, racemic mixtures of E/Z isomers or mixtures enriched in one E/Z isomer.

[0010] The terms “enantiomerically enriched,” “enantiomerically pure” and “non-racemic,” as used interchangeably herein, refer to compositions in which the percent by weight of one enantiomer is greater than the amount of that one enantiomer in a control mixture of the racemic composition (*e.g.*, greater than 1:1 by weight). For example, an enantiomerically enriched preparation of the (S)-enantiomer, means a preparation of the compound having greater than 50% by weight of the (S)-enantiomer relative to the (R)-enantiomer, more preferably at least 75% by weight, and even more preferably at least 80% by weight. In some embodiments, the enrichment can be much greater than 80% by weight, providing a “substantially enantiomerically enriched,” “substantially enantiomerically pure” or a “substantially non-racemic” preparation, which refers to preparations of compositions which have at least 85% by weight of one enantiomer relative to other enantiomer, more preferably at least 90% by weight, and even more preferably at least 95% by weight. In preferred embodiments, the enantiomerically enriched composition has a higher potency with respect to therapeutic utility per unit mass than does the racemic mixture of that composition. Enantiomers can be isolated from mixtures by methods known to those skilled in the art, including chiral high pressure liquid chromatography (HPLC) and the formation and crystallization of chiral salts; or preferred enantiomers can be prepared by asymmetric syntheses. See, for example, Jacques, et al., *Enantiomers, Racemates and Resolutions* (Wiley Interscience, New York, 1981); Wilen, S.H., et al., *Tetrahedron* 33:2725 (1977); Eliel, E.L. *Stereochemistry of Carbon Compounds* (McGraw-Hill, NY, 1962); and Wilen, S.H. *Tables of Resolving Agents and Optical Resolutions* p. 268 (E.L. Eliel, Ed., Univ. of Notre Dame Press, Notre Dame, IN 1972).

[0011] When a range of values is listed, it is intended to encompass each value and sub-range within the range. For example “C₁₋₆ alkyl” is intended to encompass, C₁, C₂, C₃, C₄, C₅, C₆, C₁₋₆, C₁₋₅, C₁₋₄, C₁₋₃, C₁₋₂, C₂₋₆, C₂₋₅, C₂₋₄, C₂₋₃, C₃₋₆, C₃₋₅, C₃₋₄, C₄₋₆, C₄₋₅, and C₅₋₆ alkyl.

[0012] As used herein a “direct bond” or “covalent bond” refers to a single bond joining two groups.

[0013] As used herein, alone or as part of another group, “halo” and “halogen” refer to fluorine (fluoro, -F), chlorine (chloro, -Cl), bromine (bromo, -Br), or iodine (iodo, -I).

[0014] As used herein, alone or as part of another group, “alkyl” refers to a monoradical of a straight-chain or branched saturated hydrocarbon group having from 1 to 10 carbon atoms (“C₁₋₁₀ alkyl”). In some embodiments, an alkyl group has 1 to 9 carbon atoms (“C₁₋₉ alkyl”). In some embodiments, an alkyl group has 1 to 8 carbon atoms (“C₁₋₈ alkyl”). In some embodiments, an alkyl group has 1 to 7 carbon atoms (“C₁₋₇ alkyl”). In some embodiments, an alkyl group has 1 to 6 carbon atoms (“C₁₋₆ alkyl”). In some embodiments, an alkyl group has 1 to 5 carbon atoms (“C₁₋₅ alkyl”). In some embodiments, an alkyl group has 1 to 4 carbon atoms (“C₁₋₄ alkyl”). In some embodiments, an alkyl group has 1 to 3 carbon atoms (“C₁₋₃ alkyl”). In some embodiments, an alkyl group has 1 to 2 carbon atoms (“C₁₋₂ alkyl”). In some embodiments, an alkyl group has 1 carbon atom (“C₁ alkyl”). In some embodiments, an alkyl group has 2 to 6 carbon atoms (“C₂₋₆ alkyl”). Examples of C₁₋₆ alkyl groups include methyl (C₁), ethyl (C₂), n-propyl (C₃), isopropyl (C₃), n-butyl (C₄), tert-butyl (C₄), sec-butyl (C₄), iso-butyl (C₄), n-pentyl (C₅), 3-pentanyl (C₅), amyl (C₅), neopentyl (C₅), 3-methyl-2-butanyl (C₅), tertiary amyl (C₅), and n-hexyl (C₆). Additional examples of alkyl groups include n-heptyl (C₇), n-octyl (C₈) and the like. Unless otherwise specified, each instance of an alkyl group is independently unsubstituted (an “unsubstituted alkyl”) or substituted (a “substituted alkyl”) are substituted with 1, 2, 3, 4, or 5 substituents as described herein. In certain embodiments, the alkyl group is an unsubstituted C₁₋₁₀ alkyl (*e.g.*, -CH₃). In certain embodiments, the alkyl group is a substituted C₁₋₁₀ alkyl.

[0015] “Perhaloalkyl” as defined herein refers to an alkyl group having from 1 to 10 carbon atoms wherein all of the hydrogen atoms are each independently replaced halogen, *e.g.*, selected from fluoro, bromo, chloro or iodo (“C₁₋₁₀ perhaloalkyl”). In some embodiments, the alkyl moiety has 1 to 8 carbon atoms (“C₁₋₈ perhaloalkyl”). In some embodiments, the alkyl moiety has 1 to 6 carbon atoms (“C₁₋₆ perhaloalkyl”). In some embodiments, the alkyl moiety has 1 to 4 carbon atoms (“C₁₋₄ perhaloalkyl”). In some embodiments, the alkyl moiety has 1 to 3 carbon atoms (“C₁₋₃ perhaloalkyl”). In some embodiments, the alkyl moiety has 1 to 2 carbon atoms (“C₁₋₂ perhaloalkyl”). In some embodiments, all of the hydrogen atoms are each replaced with

fluoro. In some embodiments, all of the hydrogen atoms are each replaced with chloro. Examples of perhaloalkyl groups include $-\text{CF}_3$, $-\text{CF}_2\text{CF}_3$, $-\text{CF}_2\text{CF}_2\text{CF}_3$, $-\text{CCl}_3$, $-\text{CFCl}_2$, $-\text{CF}_2\text{Cl}$ and the like.

[0016] As used herein, alone or as part of another group, “alkenyl” refers to a monoradical of a straight-chain or branched hydrocarbon group having from 2 to 10 carbon atoms and one or more carbon-carbon double bonds (“ C_{2-10} alkenyl”). In some embodiments, an alkenyl group has 2 to 9 carbon atoms (“ C_{2-9} alkenyl”). In some embodiments, an alkenyl group has 2 to 8 carbon atoms (“ C_{2-8} alkenyl”). In some embodiments, an alkenyl group has 2 to 7 carbon atoms (“ C_{2-7} alkenyl”). In some embodiments, an alkenyl group has 2 to 6 carbon atoms (“ C_{2-6} alkenyl”). In some embodiments, an alkenyl group has 2 to 5 carbon atoms (“ C_{2-5} alkenyl”). In some embodiments, an alkenyl group has 2 to 4 carbon atoms (“ C_{2-4} alkenyl”). In some embodiments, an alkenyl group has 2 to 3 carbon atoms (“ C_{2-3} alkenyl”). In some embodiments, an alkenyl group has 2 carbon atoms (“ C_2 alkenyl”). The one or more carbon-carbon double bonds can be internal (such as in 2-butenyl) or terminal (such as in 1-butenyl). Examples of C_{2-4} alkenyl groups include ethenyl (C_2), 1-propenyl (C_3), 2-propenyl (C_3), 1-butenyl (C_4), 2-butenyl (C_4), butadienyl (C_4) and the like. Examples of C_{2-6} alkenyl groups include the aforementioned C_{2-4} alkenyl groups as well as pentenyl (C_5), pentadienyl (C_5), hexenyl (C_6) and the like. Additional examples of alkenyl include heptenyl (C_7), octenyl (C_8), octatrienyl (C_8) and the like. Unless otherwise specified, each instance of an alkenyl group is independently unsubstituted (an “unsubstituted alkenyl”) or substituted (a “substituted alkenyl”) with 1, 2, 3, 4, or 5 substituents as described herein. In certain embodiments, the alkenyl group is an unsubstituted C_{2-10} alkenyl. In certain embodiments, the alkenyl group is a substituted C_{2-10} alkenyl.

[0017] As used herein, alone or as part of another group, “alkynyl” refers to a monoradical of a straight-chain or branched hydrocarbon group having from 2 to 10 carbon atoms and one or more carbon-carbon triple bonds (“ C_{2-10} alkynyl”). In some embodiments, an alkynyl group has 2 to 9 carbon atoms (“ C_{2-9} alkynyl”). In some embodiments, an alkynyl group has 2 to 8 carbon atoms (“ C_{2-8} alkynyl”). In some embodiments, an alkynyl group has 2 to 7 carbon atoms (“ C_{2-7} alkynyl”). In some embodiments, an alkynyl group has 2 to 6 carbon atoms (“ C_{2-6} alkynyl”). In some embodiments, an alkynyl group has 2 to 5 carbon atoms (“ C_{2-5} alkynyl”). In some embodiments, an alkynyl group has 2 to 4 carbon atoms (“ C_{2-4} alkynyl”). In some embodiments,

an alkynyl group has 2 to 3 carbon atoms (“C₂₋₃ alkynyl”). In some embodiments, an alkynyl group has 2 carbon atom (“C₂ alkynyl”). The one or more carbon-carbon triple bonds can be internal (such as in 2-butyne) or terminal (such as in 1-butyne). Examples of C₂₋₄ alkynyl groups include, without limitation, ethynyl (C₂), 1-propynyl (C₃), 2-propynyl (C₃), 1-butyne (C₄), 2-butyne (C₄) and the like. Examples of C₂₋₆ alkenyl groups include the aforementioned C₂₋₄ alkynyl groups as well as pentynyl (C₅), hexynyl (C₆) and the like. Additional examples of alkynyl include heptynyl (C₇), octynyl (C₈) and the like. Unless otherwise specified, each instance of an alkynyl group is independently unsubstituted (an “unsubstituted alkynyl”) or substituted (a “substituted alkynyl”) with 1, 2, 3, 4, or 5 substituents as described herein. In certain embodiments, the alkynyl group is an unsubstituted C₂₋₁₀ alkynyl. In certain embodiments, the alkynyl group is a substituted C₂₋₁₀ alkynyl.

[0018] A “divalent C₁₋₆ hydrocarbon group” is a divalent C₁₋₆ alkyl group, divalent C₁₋₆ alkenyl group or divalent C₁₋₆ alkynyl group wherein one, two or three methylene units (–CH₂–) of the hydrocarbon chain are optionally and independently replaced with one or more oxygen, sulfur or nitrogen atoms. In certain embodiments, the divalent C₁₋₆ hydrocarbon group is a divalent C₁₋₆ alkyl group. In certain embodiments, the divalent C₁₋₆ hydrocarbon group is an unsubstituted divalent C₁₋₆ hydrocarbon group (*e.g.*, an unsubstituted divalent C₁₋₆ alkyl group).

[0019] As used herein, alone or as part of another group, “alkoxy” refers to an alkyl group, as defined herein, substituted with an oxygen atom, wherein the point of attachment is the oxygen atom. In certain embodiments, the alkyl group has 1 to 10 carbon atoms (“C₁₋₁₀ alkoxy”). In some embodiments, the alkyl group has 1 to 8 carbon atoms (“C₁₋₈ alkoxy”). In some embodiments, the alkyl group has 1 to 6 carbon atoms (“C₁₋₆ alkoxy”). In some embodiments, the alkyl group has 1 to 4 carbon atoms (“C₁₋₄ alkoxy”). Examples of C₁₋₄ alkoxy groups include methoxy (C₁), ethoxy (C₂), propoxy (C₃), isopropoxy (C₃), butoxy (C₄), *tert*-butoxy (C₅) and the like. Examples of C₁₋₆ alkoxy groups include the aforementioned C₁₋₄ alkoxy groups as well as pentyloxy (C₅), isopentyloxy (C₅), neopentyloxy (C₅), hexyloxy (C₆) and the like. Additional examples of alkoxy groups include heptyloxy (C₇), octyloxy (C₈) and the like. Unless otherwise specified, each instance of the alkyl moiety of the alkoxy group is independently unsubstituted (an “unsubstituted alkoxy”) or substituted (a “substituted alkoxy”) are substituted with 1, 2, 3, 4, or 5 substituents as described herein. In certain embodiments, the

alkoxy group is an unsubstituted C₂₋₁₀ alkoxy (*e.g.*, -OCH₃). In certain embodiments, the alkoxy group is a substituted C₂₋₁₀ alkoxy (*e.g.*, perhaloalkoxy as defined herein).

[0020] “Perhaloalkoxy” refers to an alkoxy group wherein the all the hydrogen atoms of the alkyl moiety are each independently replaced with halogen atoms selected from fluoro, chloro, bromo and iodo. In certain embodiments, the alkyl moiety has 1 to 10 carbon atoms (“C₁₋₁₀ perhaloalkoxy”). In some embodiments, the alkyl moiety has 1 to 8 carbon atoms (“C₁₋₈ perhaloalkoxy”). In some embodiments, the alkyl moiety has 1 to 6 carbon atoms (“C₁₋₆ perhaloalkoxy”). In some embodiments, the alkyl moiety has 1 to 4 carbon atoms (“C₁₋₄ perhaloalkoxy”). In some embodiments, the alkyl moiety has 1 to 3 carbon atoms (“C₁₋₃ perhaloalkoxy”). In some embodiments, the alkyl moiety has 1 to 2 carbon atoms (“C₁₋₂ perhaloalkoxy”). In some embodiments, all of the hydrogen atoms are each replaced with fluoro. In some embodiments, all of the hydrogen atoms are each replaced with chloro. Examples of perhaloalkoxy groups include, but are not limited to, -OCF₃, -OCF₂CF₃, -OCF₂CF₂CF₃, -OCCl₃, -OCFCl₂, -OCF₂Cl and the like.

[0021] As used herein, alone or as part of another group, “carbocyclyl” refers to a radical of a non-aromatic cyclic hydrocarbon group having from 3 to 10 ring carbon atoms (“C₃₋₁₀ carbocyclyl”) and zero heteroatoms in the non-aromatic ring system. In some embodiments, a carbocyclyl group has 3 to 8 ring carbon atoms (“C₃₋₈ carbocyclyl”). In some embodiments, a carbocyclyl group has 3 to 6 ring carbon atoms (“C₃₋₆ carbocyclyl”). In some embodiments, a carbocyclyl group has 3 to 6 ring carbon atoms (“C₃₋₆ carbocyclyl”). In some embodiments, a carbocyclyl group has 5 to 10 ring carbon atoms (“C₅₋₁₀ carbocyclyl”). Examples of C₃₋₆ carbocyclyl groups include, without limitation, cyclopropyl (C₃), cyclobutyl (C₄), cyclopentyl (C₅), cyclopentenyl (C₅), cyclohexyl (C₆), cyclohexenyl (C₆), cyclohexadienyl (C₆) and the like. Examples of C₃₋₈ carbocyclyl groups include the aforementioned C₃₋₆ carbocyclyl groups as well as cycloheptyl (C₇), cycloheptadienyl (C₇), cycloheptatrienyl (C₇), cyclooctyl (C₈), bicyclo[2.2.1]heptanyl, bicyclo[2.2.2]octanyl, and the like. Examples of C₃₋₁₀ carbocyclyl groups include the aforementioned C₃₋₈ carbocyclyl groups as well as octahydro-1*H*-indenyl, decahydronaphthalenyl, spiro[4.5]decanyl and the like. As the foregoing examples illustrate, in certain embodiments, the carbocyclyl group is either monocyclic (“monocyclic carbocyclyl”) or polycyclic (*e.g.*, containing a fused, bridged or spiro ring system such as a bicyclic system (“bicyclic carbocyclyl”) or tricyclic system (“tricyclic carbocyclyl”)) and can be saturated or can

contain one or more carbon-carbon double or triple bonds. "Carbocyclyl" also includes ring systems wherein the carbocyclyl ring, as defined above, is fused with one or more aryl or heteroaryl groups wherein the point of attachment is on the carbocyclyl ring. Unless otherwise specified, each instance of a carbocyclyl group is independently unsubstituted (an "unsubstituted carbocyclyl") or substituted (a "substituted carbocyclyl") with 1, 2, 3, 4, or 5 substituents as described herein. In certain embodiments, the carbocyclyl group is an unsubstituted C₃₋₁₀ carbocyclyl. In certain embodiments, the carbocyclyl group is a substituted C₃₋₁₀ carbocyclyl.

[0022] In some embodiments, "carbocyclyl" is a monocyclic, saturated carbocyclyl group having from 3 to 10 ring carbon atoms ("C₃₋₁₀ cycloalkyl"). In some embodiments, a cycloalkyl group has 3 to 8 ring carbon atoms ("C₃₋₈ cycloalkyl"). In some embodiments, a cycloalkyl group has 3 to 6 ring carbon atoms ("C₃₋₆ cycloalkyl"). In some embodiments, a cycloalkyl group has 5 to 6 ring carbon atoms ("C₅₋₆ cycloalkyl"). In some embodiments, a cycloalkyl group has 5 to 10 ring carbon atoms ("C₅₋₁₀ cycloalkyl"). Examples of C₅₋₆ cycloalkyl groups include cyclopentyl (C₅) and cyclohexyl (C₆). Examples of C₃₋₆ cycloalkyl groups include the aforementioned C₅₋₆ cycloalkyl groups as well as cyclopropyl (C₃) and cyclobutyl (C₄). Examples of C₃₋₈ cycloalkyl groups include the aforementioned C₃₋₆ cycloalkyl groups as well as cycloheptyl (C₇) and cyclooctyl (C₈). Unless otherwise specified, each instance of a cycloalkyl group is independently unsubstituted (an "unsubstituted cycloalkyl") or substituted (a "substituted cycloalkyl") with 1, 2, 3, 4, or 5 substituents as described herein. In certain embodiments, the cycloalkyl group is an unsubstituted C₃₋₁₀ cycloalkyl. In certain embodiments, the cycloalkyl group is a substituted C₃₋₁₀ cycloalkyl.

[0023] As used herein, alone or as part of another group, "heterocyclyl" refers to a radical of a 3- to 14-membered non-aromatic ring system having ring carbon atoms and 1 to 4 ring heteroatoms, wherein each heteroatom is independently selected from nitrogen, oxygen and sulfur ("3-14 membered heterocyclyl"). In heterocyclyl groups that contain one or more nitrogen atoms, the point of attachment can be a carbon or nitrogen atom, as valency permits. A heterocyclyl group can either be monocyclic ("monocyclic heterocyclyl") or polycyclic (*e.g.*, a fused, bridged or spiro ring system such as a bicyclic system ("bicyclic heterocyclyl") or tricyclic system ("tricyclic heterocyclyl")), and can be saturated or can contain one or more carbon-carbon double or triple bonds. Heterocyclyl polycyclic ring systems can include one or more heteroatoms in one or both rings. "Heterocyclyl" also includes ring systems wherein the

heterocycl ring, as defined above, is fused with one or more carbocycl groups wherein the point of attachment is either on the carbocycl or heterocycl ring, or ring systems wherein the heterocycl ring, as defined above, is fused with one or more aryl or heteroaryl groups, wherein the point of attachment is on the heterocycl ring. In some embodiments, a heterocycl group is a 5–10 membered non–aromatic ring system having ring carbon atoms and 1–4 ring heteroatoms, wherein each heteroatom is independently selected from nitrogen, oxygen and sulfur (“5–10 membered heterocycl”). In some embodiments, a heterocycl group is a 5–8 membered non–aromatic ring system having ring carbon atoms and 1–4 ring heteroatoms, wherein each heteroatom is independently selected from nitrogen, oxygen and sulfur (“5–8 membered heterocycl”). In some embodiments, a heterocycl group is a 5–6 membered non–aromatic ring system having ring carbon atoms and 1–4 ring heteroatoms, wherein each heteroatom is independently selected from nitrogen, oxygen and sulfur (“5–6 membered heterocycl”). In some embodiments, the 5–6 membered heterocycl has 1–3 ring heteroatoms selected from nitrogen, oxygen and sulfur. In some embodiments, the 5–6 membered heterocycl has 1–2 ring heteroatoms selected from nitrogen, oxygen and sulfur. In some embodiments, the 5–6 membered heterocycl has 1 ring heteroatom selected from nitrogen, oxygen and sulfur. Exemplary 3–membered heterocycls containing 1 heteroatom include, without limitation, azirdinyl, oxiranyl, thiorenly. Exemplary 4–membered heterocycls containing 1 heteroatom include, without limitation, azetidiny, oxetanyl and thietanyl. Exemplary 5–membered heterocycls containing 1 heteroatom include, without limitation, tetrahydrofuranyl, dihydrofuranyl, tetrahydrothiophenyl, dihydrothiophenyl, pyrrolidinyl, dihydropyrrolyl and pyrrolyl–2,5–dione. Exemplary 5–membered heterocycls containing 2 heteroatoms include, without limitation, dioxolanyl, oxathiolanyl and dithiolanyl. Exemplary 5–membered heterocycls containing 3 heteroatoms include, without limitation, triazoliny, oxadiazoliny, and thiadiazoliny. Exemplary 6–membered heterocycl groups containing 1 heteroatom include, without limitation, piperidinyl, tetrahydropyranyl, dihydropyridiny, and thianyl. Exemplary 6–membered heterocycl groups containing 2 heteroatoms include, without limitation, piperazinyl, morpholinyl, dithianyl, dioxanyl. Exemplary 6–membered heterocycl groups containing 2 heteroatoms include, without limitation, triazinanyl. Exemplary 7–membered heterocycl groups containing 1 heteroatom include, without limitation, azepanyl, oxepanyl and thiepanyl. Exemplary 8–membered heterocycl groups containing 1 heteroatom

include, without limitation, azocanyl, oxecanyl and thiocanyl. Exemplary bicyclic heterocyclyl groups include, without limitation, indoliny, isoindoliny, dihydrobenzofuranyl, dihydrobenzothienyl, tetrahydrobenzothienyl, tetrahydrobenzofuranyl, tetrahydroindolyl, tetrahydroquinoliny, tetrahydroisoquinoliny, decahydroquinoliny, decahydroisoquinoliny, octahydrochromenyl, octahydroisochromenyl, decahydronaphthyridiny, decahydro-1,8-naphthyridiny, octahydropyrrolo[3,2-b]pyrrole, indoliny, phthalimidyl, naphthalimidyl, chromanyl, chromenyl, 1H-benzo[e][1,4]diazepiny, 1,4,5,7-tetrahydropyrano[3,4-b]pyrroly, 5,6-dihydro-4H-furo[3,2-b]pyrroly, 6,7-dihydro-5H-furo[3,2-b]pyranyl, 5,7-dihydro-4H-thieno[2,3-c]pyranyl, 2,3-dihydro-1H-pyrrolo[2,3-b]pyridiny, 2,3-dihydrofuro[2,3-b]pyridiny, 4,5,6,7-tetrahydro-1H-pyrrolo[2,3-b]pyridiny, 4,5,6,7-tetrahydrofuro[3,2-c]pyridiny, 4,5,6,7-tetrahydrothieno[3,2-b]pyridiny, 1,2,3,4-tetrahydro-1,6-naphthyridiny, and the like. Unless otherwise specified, each instance of heterocyclyl is independently unsubstituted (an “unsubstituted heterocyclyl”) or substituted (a “substituted heterocyclyl”) with 1, 2, 3, 4, or 5 substituents as described herein. In certain embodiments, the heterocyclyl group is an unsubstituted 3–14 membered heterocyclyl. In certain embodiments, the heterocyclyl group is a substituted 3–14 membered heterocyclyl.

[0024] As used herein, alone or as part of another group, “aryl” refers to a radical of a monocyclic or polycyclic (*e.g.*, bicyclic or tricyclic) aromatic ring system (*e.g.*, having 6, 10 or 14 π electrons shared in a cyclic array) having 6–14 ring carbon atoms and zero heteroatoms provided in the aromatic ring system (“C_{6–14} aryl”). In some embodiments, an aryl group has 6 ring carbon atoms (“C₆ aryl”; *e.g.*, phenyl). In some embodiments, an aryl group has 10 ring carbon atoms (“C₁₀ aryl”; *e.g.*, naphthyl such as 1-naphthyl and 2-naphthyl). In some embodiments, an aryl group has 14 ring carbon atoms (“C₁₄ aryl”; *e.g.*, anthracyl). “Aryl” also includes ring systems wherein the aryl ring, as defined above, is fused with one or more carbocyclyl or heterocyclyl groups wherein the radical or point of attachment is on the aryl ring. Unless otherwise specified, each instance of an aryl group is independently unsubstituted (an “unsubstituted aryl”) or substituted (a “substituted aryl”) with 1, 2, 3, 4, or 5 substituents as described herein. In certain embodiments, the aryl group is an unsubstituted C_{6–14} aryl. In certain embodiments, the aryl group is a substituted C_{6–14} aryl.

[0025] “Aralkyl” is a subset of “alkyl” and refers to an alkyl group, as defined herein, substituted by an aryl group, as defined herein, wherein the point of attachment is on the alkyl moiety.

[0026] As used herein, alone or as part of another group, “heteroaryl” refers to a radical of a 5–14 membered monocyclic or polycyclic (*e.g.*, bicyclic or tricyclic) aromatic ring system (*e.g.*, having 6, 10 or 14 π electrons shared in a cyclic array) having ring carbon atoms and 1–4 ring heteroatoms provided in the aromatic ring system, wherein each heteroatom is independently selected from nitrogen, oxygen and sulfur (“5–14 membered heteroaryl”). In heteroaryl groups that contain one or more nitrogen atoms, the point of attachment can be a carbon or nitrogen atom, as valency permits. Heteroaryl polycyclic ring systems can include one or more heteroatoms in one or both rings. “Heteroaryl” also includes ring systems wherein the heteroaryl ring, as defined above, is fused with one or more aryl groups wherein the point of attachment is either on the aryl or on the heteroaryl ring, or wherein the heteroaryl ring, as defined above, is fused with one or more carbocycl or heterocycl groups wherein the point of attachment is on the heteroaryl ring. For polycyclic heteroaryl groups wherein one ring does not contain a heteroatom (*e.g.*, indolyl, quinolinyl, carbazolyl and the like) the point of attachment can be on either ring, *i.e.*, either the ring bearing a heteroatom (*e.g.*, 2-indolyl) or the ring that does not contain a heteroatom (*e.g.*, 5-indolyl). In some embodiments, a heteroaryl group is a 5–10 membered aromatic ring system having ring carbon atoms and 1–4 ring heteroatoms provided in the aromatic ring system, wherein each heteroatom is independently selected from nitrogen, oxygen and sulfur (“5–10 membered heteroaryl”). In some embodiments, a heteroaryl group is a 5–8 membered aromatic ring system having ring carbon atoms and 1–4 ring heteroatoms provided in the aromatic ring system, wherein each heteroatom is independently selected from nitrogen, oxygen and sulfur (“5–8 membered heteroaryl”). In some embodiments, a heteroaryl group is a 5–6 membered aromatic ring system having ring carbon atoms and 1–4 ring heteroatoms provided in the aromatic ring system, wherein each heteroatom is independently selected from nitrogen, oxygen and sulfur (“5–6 membered heteroaryl”). In some embodiments, the 5–6 membered heteroaryl has 1–3 ring heteroatoms selected from nitrogen, oxygen and sulfur. In some embodiments, the 5–6 membered heteroaryl has 1–2 ring heteroatoms selected from nitrogen, oxygen and sulfur. In some embodiments, the 5–6 membered heteroaryl has 1 ring heteroatom selected from nitrogen, oxygen and sulfur. Exemplary 5-membered

heteroaryls containing 1 heteroatom include, without limitation, pyrrolyl, furanyl and thiophenyl. Exemplary 5-membered heteroaryls containing 2 heteroatoms include, without limitation, imidazolyl, pyrazolyl, oxazolyl, isoxazolyl, thiazolyl, and isothiazolyl. Exemplary 5-membered heteroaryls containing 3 heteroatoms include, without limitation, triazolyl, oxadiazolyl, thiadiazolyl. Exemplary 5-membered heteroaryls containing 4 heteroatoms include, without limitation, tetrazolyl. Exemplary 6-membered heteroaryls containing 1 heteroatom include, without limitation, pyridinyl. Exemplary 6-membered heteroaryls containing 2 heteroatoms include, without limitation, pyridazinyl, pyrimidinyl and pyrazinyl. Exemplary 6-membered heteroaryls containing 3 or 4 heteroatoms include, without limitation, triazinyl and tetrazinyl, respectively. Exemplary 7 membered heteroaryls containing 1 heteroatom include, without limitation, azepinyl, oxepinyl and thiepinyl. Exemplary 5,6-bicyclic heteroaryls include, without limitation, indolyl, isoindolyl, indazolyl, benzotriazolyl, benzothiophenyl, isobenzothiophenyl, benzofuranyl, benzoisofuranyl, benzimidazolyl, benzoxazolyl, benzisoxazolyl, benzoxadiazolyl, benzthiazolyl, benzisothiazolyl, benzthiadiazolyl, indolizinyl, and purinyl. Exemplary 6,6-bicyclic heteroaryls include, without limitation, naphthyridinyl, pteridinyl, quinolinyl, isoquinolinyl, cinnolinyl, quinoxalinyl, phthalazinyl and quinazolinyl. Exemplary tricyclic heteroaryls include, without limitation, phenanthridinyl, dibenzofuranyl, carbazolyl, acridinyl, phenothiazinyl, phenoxazinyl and phenazinyl. Unless otherwise specified, each instance of a heteroaryl group is independently unsubstituted (an “unsubstituted heteroaryl”) or substituted (a “substituted heteroaryl”) with 1, 2, 3, 4, or 5 substituents as described herein. In certain embodiments, the heteroaryl group is an unsubstituted 5–14 membered heteroaryl. In certain embodiments, the heteroaryl group is a substituted 5–14 membered heteroaryl.

[0027] “Heteroaralkyl” is a subset of “alkyl” and refers to an alkyl group, as defined herein, substituted by a heteroaryl group, as defined herein, wherein the point of attachment is on the alkyl moiety.

[0028] As used herein, the term “partially unsaturated” refers to a ring moiety that includes at least one double or triple bond. The term “partially unsaturated” is intended to encompass rings having multiple sites of unsaturation, but is not intended to include aromatic groups (*e.g.*, aryl or heteroaryl moieties) as herein defined.

[0029] Alkyl, alkenyl, alkynyl, carbocyclyl, heterocyclyl, aryl and heteroaryl groups, as defined herein, are optionally substituted (*e.g.*, “substituted” or “unsubstituted” alkyl, “substituted” or “unsubstituted” alkenyl, “substituted” or “unsubstituted” alkynyl, “substituted” or “unsubstituted” carbocyclyl, “substituted” or “unsubstituted” heterocyclyl, “substituted” or “unsubstituted” aryl or “substituted” or “unsubstituted” heteroaryl group). In general, the term “substituted”, whether preceded by the term “optionally” or not, means that at least one hydrogen present on a group (*e.g.*, a carbon or nitrogen atom *etc.*) is replaced with a permissible substituent, *e.g.*, a substituent which upon substitution results in a stable compound, *e.g.*, a compound which does not spontaneously undergo transformation such as by rearrangement, cyclization, elimination, or other reaction. Unless otherwise indicated, a “substituted” group has a substituent at one or more substitutable positions of the group, and when more than one position in any given structure is substituted, the substituent is either the same or different at each position.

[0030] Exemplary carbon atom substituents include, but are not limited to, halogen (*i.e.*, fluoro (–F), bromo (–Br), chloro (–Cl), and iodo (–I)), –CN, –NO₂, –N₃, –SO₂H, –SO₃H, –OH, –OR^{aa}, –ON(R^{bb})₂, –N(R^{bb})₂, –N(R^{bb})₃⁺X[–], –N(OR^{cc})R^{bb}, –SH, –SR^{aa}, –SSR^{cc}, –C(=O)R^{aa}, –CO₂H, –CHO, –C(OR^{cc})₂, –CO₂R^{aa}, –OC(=O)R^{aa}, –OCO₂R^{aa}, –C(=O)N(R^{bb})₂, –OC(=O)N(R^{bb})₂, –NR^{bb}C(=O)R^{aa}, –NR^{bb}CO₂R^{aa}, –NR^{bb}C(=O)N(R^{bb})₂, –C(=NR^{bb})R^{aa}, –C(=NR^{bb})OR^{aa}, –OC(=NR^{bb})R^{aa}, –OC(=NR^{bb})OR^{aa}, –C(=NR^{bb})N(R^{bb})₂, –OC(=NR^{bb})N(R^{bb})₂, –NR^{bb}C(=NR^{bb})N(R^{bb})₂, –C(=O)NR^{bb}SO₂R^{aa}, –NR^{bb}SO₂R^{aa}, –SO₂N(R^{bb})₂, –SO₂R^{aa}, –SO₂OR^{aa}, –OSO₂R^{aa}, –S(=O)R^{aa}, –OS(=O)R^{aa}, –Si(R^{aa})₃, –OSi(R^{aa})₃, –C(=S)N(R^{bb})₂, –C(=O)SR^{aa}, –C(=S)SR^{aa}, –SC(S)SR^{aa}, –P(=O)₂R^{aa}, –OP(=O)₂R^{aa}, –P(=O)(R^{aa})₂, –OP(=O)(R^{aa})₂, –OP(=O)(OR^{cc})₂, –P(=O)₂N(R^{bb})₂, –OP(=O)₂N(R^{bb})₂, –P(=O)(NR^{bb})₂, –OP(=O)(NR^{bb})₂, –NR^{bb}P(=O)(OR^{cc})₂, –NR^{bb}P(=O)(NR^{bb})₂, –P(R^{cc})₂, –P(R^{cc})₃, –OP(R^{cc})₂, –OP(R^{cc})₃, –B(OR^{cc})₂, –BR^{aa}(OR^{cc}), C_{1–10} alkyl, C_{1–10} perhaloalkyl, C_{2–10} alkenyl, C_{2–10} alkynyl, C_{3–14} carbocyclyl, 3–14 membered heterocyclyl, C_{6–14} aryl, and 5–14 membered heteroaryl, wherein each alkyl, alkenyl, alkynyl, carbocyclyl, heterocyclyl, aryl, and heteroaryl is independently substituted with 0, 1, 2, 3, 4, or 5 R^{dd} groups;

or two geminal hydrogens on a carbon atom are replaced with the group =O, =S, =NN(R^{bb})₂, =NNR^{bb}C(=O)R^{aa}, =NNR^{bb}C(=O)OR^{aa}, =NNR^{bb}S(=O)₂R^{aa}, =NR^{bb}, =NOR^{cc};

each instance of R^{aa} is, independently, selected from C_{1-10} alkyl, C_{1-10} perhaloalkyl, C_{2-10} alkenyl, C_{2-10} alkynyl, C_{3-10} carbocyclyl, 3–14 membered heterocyclyl, C_{6-14} aryl, and 5–14 membered heteroaryl, wherein each alkyl, alkenyl, alkynyl, carbocyclyl, heterocyclyl, aryl, and heteroaryl is independently substituted with 0, 1, 2, 3, 4, or 5 R^{dd} groups;

each instance of R^{bb} is, independently, selected from hydrogen, $-OH$, $-OR^{aa}$, $-N(R^{cc})_2$, $-CN$, $-C(=O)R^{aa}$, $-C(=O)N(R^{cc})_2$, $-CO_2R^{aa}$, $-SO_2R^{aa}$, $-C(=NR^{cc})OR^{aa}$, $-C(=NR^{cc})N(R^{cc})_2$, $-SO_2N(R^{cc})_2$, $-SO_2R^{cc}$, $-SO_2OR^{cc}$, $-SOR^{aa}$, $-C(=S)N(R^{cc})_2$, $-C(=O)SR^{cc}$, $-C(=S)SR^{cc}$, $-P(=O)_2R^{aa}$, $-P(=O)(R^{aa})_2$, $-P(=O)_2N(R^{cc})_2$, $-P(=O)(NR^{cc})_2$, C_{1-10} alkyl, C_{1-10} perhaloalkyl, C_{2-10} alkenyl, C_{2-10} alkynyl, C_{3-10} carbocyclyl, 3–14 membered heterocyclyl, C_{6-14} aryl, and 5–14 membered heteroaryl, or two R^{cc} groups attached to an N atom are joined to form a 3–14 membered heterocyclyl or 5–14 membered heteroaryl ring, wherein each alkyl, alkenyl, alkynyl, carbocyclyl, heterocyclyl, aryl, and heteroaryl is independently substituted with 0, 1, 2, 3, 4, or 5 R^{dd} groups;

each instance of R^{cc} is, independently, selected from hydrogen, C_{1-10} alkyl, C_{1-10} perhaloalkyl, C_{2-10} alkenyl, C_{2-10} alkynyl, C_{3-10} carbocyclyl, 3–14 membered heterocyclyl, C_{6-14} aryl, and 5–14 membered heteroaryl, or two R^{cc} groups attached to an N atom are joined to form a 3–14 membered heterocyclyl or 5–14 membered heteroaryl ring, wherein each alkyl, alkenyl, alkynyl, carbocyclyl, heterocyclyl, aryl, and heteroaryl is independently substituted with 0, 1, 2, 3, 4, or 5 R^{dd} groups;

each instance of R^{dd} is, independently, selected from halogen, $-CN$, $-NO_2$, $-N_3$, $-SO_2H$, $-SO_3H$, $-OH$, $-OR^{ee}$, $-ON(R^{ff})_2$, $-N(R^{ff})_2$, $-N(R^{ff})_3X^-$, $-N(OR^{ee})R^{ff}$, $-SH$, $-SR^{ee}$, $-SSR^{ee}$, $-C(=O)R^{ee}$, $-CO_2H$, $-CO_2R^{ee}$, $-OC(=O)R^{ee}$, $-OCO_2R^{ee}$, $-C(=O)N(R^{ff})_2$, $-OC(=O)N(R^{ff})_2$, $-NR^{ff}C(=O)R^{ee}$, $-NR^{ff}CO_2R^{ee}$, $-NR^{ff}C(=O)N(R^{ff})_2$, $-C(=NR^{ff})OR^{ee}$, $-OC(=NR^{ff})R^{ee}$, $-OC(=NR^{ff})OR^{ee}$, $-C(=NR^{ff})N(R^{ff})_2$, $-OC(=NR^{ff})N(R^{ff})_2$, $-NR^{ff}C(=NR^{ff})N(R^{ff})_2$, $-NR^{ff}SO_2R^{ee}$, $-SO_2N(R^{ff})_2$, $-SO_2R^{ee}$, $-SO_2OR^{ee}$, $-OSO_2R^{ee}$, $-S(=O)R^{ee}$, $-Si(R^{ee})_3$, $-OSi(R^{ee})_3$, $-C(=S)N(R^{ff})_2$, $-C(=O)SR^{ee}$, $-C(=S)SR^{ee}$, $-SC(=S)SR^{ee}$, $-P(=O)_2R^{ee}$, $-P(=O)(R^{ee})_2$, $-OP(=O)(R^{ee})_2$, $-OP(=O)(OR^{ee})_2$, C_{1-6} alkyl, C_{1-6} perhaloalkyl, C_{2-6} alkenyl, C_{2-6} alkynyl, C_{3-10} carbocyclyl, 3–10 membered heterocyclyl, C_{6-10} aryl, 5–10 membered heteroaryl, wherein each alkyl, alkenyl, alkynyl, carbocyclyl, heterocyclyl, aryl, and heteroaryl is independently substituted with 0, 1, 2, 3, 4, or 5 R^{gg} groups, or two geminal R^{dd} substituents can be joined to form $=O$ or $=S$;

each instance of R^{ee} is, independently, selected from C_{1-6} alkyl, C_{1-6} perhaloalkyl, C_{2-6} alkenyl, C_{2-6} alkynyl, C_{3-10} carbocyclyl, C_{6-10} aryl, 3–10 membered heterocyclyl, and 3–10 membered heteroaryl, wherein each alkyl, alkenyl, alkynyl, carbocyclyl, heterocyclyl, aryl, and heteroaryl is independently substituted with 0, 1, 2, 3, 4, or 5 R^{gg} groups;

each instance of R^{ff} is, independently, selected from hydrogen, C_{1-6} alkyl, C_{1-6} perhaloalkyl, C_{2-6} alkenyl, C_{2-6} alkynyl, C_{3-10} carbocyclyl, 3–10 membered heterocyclyl, C_{6-10} aryl and 5–10 membered heteroaryl, or two R^{ff} groups attached to an N atom are joined to form a 3–14 membered heterocyclyl or 5–14 membered heteroaryl ring, wherein each alkyl, alkenyl, alkynyl, carbocyclyl, heterocyclyl, aryl, and heteroaryl is independently substituted with 0, 1, 2, 3, 4, or 5 R^{gg} groups; and

each instance of R^{gg} is, independently, halogen, $-\text{CN}$, $-\text{NO}_2$, $-\text{N}_3$, $-\text{SO}_2\text{H}$, $-\text{SO}_3\text{H}$, $-\text{OH}$, $-\text{OC}_{1-6}$ alkyl, $-\text{ON}(\text{C}_{1-6} \text{ alkyl})_2$, $-\text{N}(\text{C}_{1-6} \text{ alkyl})_2$, $-\text{N}(\text{C}_{1-6} \text{ alkyl})_3\text{X}$, $-\text{NH}(\text{C}_{1-6} \text{ alkyl})_2\text{X}$, $-\text{NH}_2(\text{C}_{1-6} \text{ alkyl})\text{X}$, $-\text{NH}_3\text{X}$, $-\text{N}(\text{OC}_{1-6} \text{ alkyl})(\text{C}_{1-6} \text{ alkyl})$, $-\text{N}(\text{OH})(\text{C}_{1-6} \text{ alkyl})$, $-\text{NH}(\text{OH})$, $-\text{SH}$, $-\text{SC}_{1-6}$ alkyl, $-\text{SS}(\text{C}_{1-6} \text{ alkyl})$, $-\text{C}(=\text{O})(\text{C}_{1-6} \text{ alkyl})$, $-\text{CO}_2\text{H}$, $-\text{CO}_2(\text{C}_{1-6} \text{ alkyl})$, $-\text{OC}(=\text{O})(\text{C}_{1-6} \text{ alkyl})$, $-\text{OCO}_2(\text{C}_{1-6} \text{ alkyl})$, $-\text{C}(=\text{O})\text{NH}_2$, $-\text{C}(=\text{O})\text{N}(\text{C}_{1-6} \text{ alkyl})_2$, $-\text{OC}(=\text{O})\text{NH}(\text{C}_{1-6} \text{ alkyl})$, $-\text{NHC}(=\text{O})(\text{C}_{1-6} \text{ alkyl})$, $-\text{N}(\text{C}_{1-6} \text{ alkyl})\text{C}(=\text{O})(\text{C}_{1-6} \text{ alkyl})$, $-\text{NHCO}_2(\text{C}_{1-6} \text{ alkyl})$, $-\text{NHC}(=\text{O})\text{N}(\text{C}_{1-6} \text{ alkyl})_2$, $-\text{NHC}(=\text{O})\text{NH}(\text{C}_{1-6} \text{ alkyl})$, $-\text{NHC}(=\text{O})\text{NH}_2$, $-\text{C}(=\text{NH})\text{O}(\text{C}_{1-6} \text{ alkyl})$, $-\text{OC}(=\text{NH})(\text{C}_{1-6} \text{ alkyl})$, $-\text{OC}(=\text{NH})\text{OC}_{1-6} \text{ alkyl}$, $-\text{C}(=\text{NH})\text{N}(\text{C}_{1-6} \text{ alkyl})_2$, $-\text{C}(=\text{NH})\text{NH}(\text{C}_{1-6} \text{ alkyl})$, $-\text{C}(=\text{NH})\text{NH}_2$, $-\text{OC}(=\text{NH})\text{N}(\text{C}_{1-6} \text{ alkyl})_2$, $-\text{OC}(\text{NH})\text{NH}(\text{C}_{1-6} \text{ alkyl})$, $-\text{OC}(\text{NH})\text{NH}_2$, $-\text{NHC}(\text{NH})\text{N}(\text{C}_{1-6} \text{ alkyl})_2$, $-\text{NHC}(=\text{NH})\text{NH}_2$, $-\text{NH}\text{SO}_2(\text{C}_{1-6} \text{ alkyl})$, $-\text{SO}_2\text{N}(\text{C}_{1-6} \text{ alkyl})_2$, $-\text{SO}_2\text{NH}(\text{C}_{1-6} \text{ alkyl})$, $-\text{SO}_2\text{NH}_2$, $-\text{SO}_2\text{C}_{1-6} \text{ alkyl}$, $-\text{SO}_2\text{OC}_{1-6} \text{ alkyl}$, $-\text{OSO}_2\text{C}_{1-6} \text{ alkyl}$, $-\text{SOC}_{1-6} \text{ alkyl}$, $-\text{Si}(\text{C}_{1-6} \text{ alkyl})_3$, $-\text{OSi}(\text{C}_{1-6} \text{ alkyl})_3$, $-\text{C}(=\text{S})\text{N}(\text{C}_{1-6} \text{ alkyl})_2$, $\text{C}(=\text{S})\text{NH}(\text{C}_{1-6} \text{ alkyl})$, $\text{C}(=\text{S})\text{NH}_2$, $-\text{C}(=\text{O})\text{S}(\text{C}_{1-6} \text{ alkyl})$, $-\text{C}(=\text{S})\text{SC}_{1-6} \text{ alkyl}$, $-\text{SC}(=\text{S})\text{SC}_{1-6} \text{ alkyl}$, $-\text{P}(=\text{O})_2(\text{C}_{1-6} \text{ alkyl})$, $-\text{P}(=\text{O})(\text{C}_{1-6} \text{ alkyl})_2$, $-\text{OP}(=\text{O})(\text{C}_{1-6} \text{ alkyl})_2$, $-\text{OP}(=\text{O})(\text{OC}_{1-6} \text{ alkyl})_2$, C_{1-6} alkyl, C_{1-6} perhaloalkyl, C_{2-6} alkenyl, C_{2-6} alkynyl, C_{3-10} carbocyclyl, C_{6-10} aryl, 3–10 membered heterocyclyl, 5–10 membered heteroaryl; or two geminal R^{gg} substituents can be joined to form $=\text{O}$ or $=\text{S}$;

wherein X^- is a counterion.

[0031] As used herein, a “counterion” is a negatively charged group associated with a positively charged quarternary amine in order to maintain electronic neutrality. Exemplary counterions include halide ions (*e.g.*, F^- , Cl^- , Br^- , I^-), NO_3^- , ClO_4^- , OH^- , H_2PO_4^- , HSO_4^- , sulfonate ions (*e.g.*, methanesulfonate, trifluoromethanesulfonate, *p*-toluenesulfonate,

benzenesulfonate, 10-camphor sulfonate, naphthalene-2-sulfonate, naphthalene-1-sulfonic acid-5-sulfonate, ethan-1-sulfonic acid-2-sulfonate, and the like) and carboxylate ions (e.g., acetate, ethanoate, propanoate, benzoate, glycerate, lactate, tartrate, glycolate, and the like).

[0032] Nitrogen atoms can be substituted or unsubstituted as valency permits, and include primary, secondary, tertiary and quarternary nitrogen atoms. Exemplary nitrogen atom substituents include, but are not limited to, hydrogen, $-\text{OH}$, $-\text{OR}^{\text{aa}}$, $-\text{N}(\text{R}^{\text{cc}})_2$, $-\text{CN}$, $-\text{C}(=\text{O})\text{R}^{\text{aa}}$, $-\text{C}(=\text{O})\text{N}(\text{R}^{\text{cc}})_2$, $-\text{CO}_2\text{R}^{\text{aa}}$, $-\text{SO}_2\text{R}^{\text{aa}}$, $-\text{C}(=\text{NR}^{\text{bb}})\text{R}^{\text{aa}}$, $-\text{C}(=\text{NR}^{\text{cc}})\text{OR}^{\text{aa}}$, $-\text{C}(=\text{NR}^{\text{cc}})\text{N}(\text{R}^{\text{cc}})_2$, $-\text{SO}_2\text{N}(\text{R}^{\text{cc}})_2$, $-\text{SO}_2\text{R}^{\text{cc}}$, $-\text{SO}_2\text{OR}^{\text{cc}}$, $-\text{SOR}^{\text{aa}}$, $-\text{C}(=\text{S})\text{N}(\text{R}^{\text{cc}})_2$, $-\text{C}(=\text{O})\text{SR}^{\text{cc}}$, $-\text{C}(=\text{S})\text{SR}^{\text{cc}}$, $-\text{P}(=\text{O})_2\text{R}^{\text{aa}}$, $-\text{P}(=\text{O})(\text{R}^{\text{aa}})_2$, $-\text{P}(=\text{O})_2\text{N}(\text{R}^{\text{cc}})_2$, $-\text{P}(=\text{O})(\text{NR}^{\text{cc}})_2$, C_{1-10} alkyl, C_{1-10} perhaloalkyl, C_{2-10} alkenyl, C_{2-10} alkynyl, C_{3-10} carbocyclyl, 3–14 membered heterocyclyl, C_{6-14} aryl, and 5–14 membered heteroaryl, or two R^{cc} groups attached to an N atom are joined to form a 3–14 membered heterocyclyl or 5–14 membered heteroaryl ring, wherein each alkyl, alkenyl, alkynyl, carbocyclyl, heterocyclyl, aryl, and heteroaryl is independently substituted with 0, 1, 2, 3, 4, or 5 R^{dd} groups, and wherein R^{aa} , R^{bb} , R^{cc} and R^{dd} are as defined above.

[0033] In certain embodiments, the substituent present on the nitrogen atom is an amino protecting group. Amino protecting groups include, but are not limited to, $-\text{OH}$, $-\text{OR}^{\text{aa}}$, $-\text{N}(\text{R}^{\text{cc}})_2$, $-\text{C}(=\text{O})\text{R}^{\text{aa}}$, $-\text{C}(=\text{O})\text{N}(\text{R}^{\text{cc}})_2$, $-\text{CO}_2\text{R}^{\text{aa}}$, $-\text{SO}_2\text{R}^{\text{aa}}$, $-\text{C}(=\text{NR}^{\text{cc}})\text{R}^{\text{aa}}$, $-\text{C}(=\text{NR}^{\text{cc}})\text{OR}^{\text{aa}}$, $-\text{C}(=\text{NR}^{\text{cc}})\text{N}(\text{R}^{\text{cc}})_2$, $-\text{SO}_2\text{N}(\text{R}^{\text{cc}})_2$, $-\text{SO}_2\text{R}^{\text{cc}}$, $-\text{SO}_2\text{OR}^{\text{cc}}$, $-\text{SOR}^{\text{aa}}$, $-\text{C}(=\text{S})\text{N}(\text{R}^{\text{cc}})_2$, $-\text{C}(=\text{O})\text{SR}^{\text{cc}}$, $-\text{C}(=\text{S})\text{SR}^{\text{cc}}$, C_{1-10} alkyl (e.g., aralkyl groups), C_{2-10} alkenyl, C_{2-10} alkynyl, C_{3-10} carbocyclyl, 3–14 membered heterocyclyl, C_{6-14} aryl, and 5–14 membered heteroaryl groups, wherein each alkyl, alkenyl, alkynyl, carbocyclyl, heterocyclyl, aralkyl, aryl, and heteroaryl is independently substituted with 0, 1, 2, 3, 4, or 5 R^{dd} groups, and wherein R^{aa} , R^{bb} , R^{cc} and R^{dd} are as defined above. Amino protecting groups are well known in the art and include those described in detail in *Protecting Groups in Organic Synthesis*, T. W. Greene and P. G. M. Wuts, 3rd edition, John Wiley & Sons, 1999, incorporated herein by reference.

[0034] For example, amino protecting groups such as amide groups (e.g., $-\text{C}(=\text{O})\text{R}^{\text{aa}}$) include, but are not limited to, formamide, acetamide, chloroacetamide, trichloroacetamide, trifluoroacetamide, phenylacetamide, 3-phenylpropanamide, picolinamide, 3-pyridylcarboxamide, *N*-benzoylphenylalanyl derivative, benzamide, *p*-phenylbenzamide, *o*-nitrophenylacetamide, *o*-nitrophenoxyacetamide, acetoacetamide, (*N*'-dithiobenzylloxycarbonylamino)acetamide, 3-(*p*-hydroxyphenyl)propanamide, 3-(*o*-

nitrophenyl)propanamide, 2-methyl-2-(*o*-nitrophenoxy)propanamide, 2-methyl-2-(*o*-phenylazophenoxy)propanamide, 4-chlorobutanamide, 3-methyl-3-nitrobutanamide, *o*-nitrocinnamide, *N*-acetylmethionine derivative, *o*-nitrobenzamide and *o*-(benzoyloxymethyl)benzamide.

[0035] Amino protecting groups such as carbamate groups (*e.g.*, $-\text{C}(=\text{O})\text{OR}^{\text{aa}}$) include, but are not limited to, methyl carbamate, ethyl carbamate, 9-fluorenylmethyl carbamate (Fmoc), 9-(2-sulfo)fluorenylmethyl carbamate, 9-(2,7-dibromo)fluorenylmethyl carbamate, 2,7-di-*t*-butyl-[9-(10,10-dioxo-10,10,10,10-tetrahydrothioxanthyl)]methyl carbamate (DBD-Tmoc), 4-methoxyphenacyl carbamate (Phenoc), 2,2,2-trichloroethyl carbamate (Troc), 2-trimethylsilylethyl carbamate (Teoc), 2-phenylethyl carbamate (hZ), 1-(1-adamantyl)-1-methylethyl carbamate (Adpoc), 1,1-dimethyl-2-haloethyl carbamate, 1,1-dimethyl-2,2-dibromoethyl carbamate (DB-*t*-BOC), 1,1-dimethyl-2,2,2-trichloroethyl carbamate (TCBOC), 1-methyl-1-(4-biphenyl)ethyl carbamate (Bpoc), 1-(3,5-di-*t*-butylphenyl)-1-methylethyl carbamate (*t*-Bumeoc), 2-(2'- and 4'-pyridyl)ethyl carbamate (Pyoc), 2-(*N,N*-dicyclohexylcarboxamido)ethyl carbamate, *t*-butyl carbamate (BOC), 1-adamantyl carbamate (Adoc), vinyl carbamate (Voc), allyl carbamate (Alloc), 1-isopropylallyl carbamate (Ipaoc), cinnamyl carbamate (Coc), 4-nitrocinnamyl carbamate (Noc), 8-quinolyl carbamate, *N*-hydroxypiperidinyl carbamate, alkylidithio carbamate, benzyl carbamate (Cbz), *p*-methoxybenzyl carbamate (Moz), *p*-nitrobenzyl carbamate, *p*-bromobenzyl carbamate, *p*-chlorobenzyl carbamate, 2,4-dichlorobenzyl carbamate, 4-methylsulfinylbenzyl carbamate (MsZ), 9-anthrylmethyl carbamate, diphenylmethyl carbamate, 2-methylthioethyl carbamate, 2-methylsulfonylethyl carbamate, 2-(*p*-toluenesulfonyl)ethyl carbamate, [2-(1,3-dithianyl)]methyl carbamate (Dmoc), 4-methylthiophenyl carbamate (Mtpc), 2,4-dimethylthiophenyl carbamate (Bmpc), 2-phosphonioethyl carbamate (Peoc), 2-triphenylphosphonioisopropyl carbamate (Ppoc), 1,1-dimethyl-2-cyanoethyl carbamate, *m*-chloro-*p*-acyloxybenzyl carbamate, *p*-(dihydroxyboryl)benzyl carbamate, 5-benzisoxazolylmethyl carbamate, 2-(trifluoromethyl)-6-chromonylmethyl carbamate (Tcroc), *m*-nitrophenyl carbamate, 3,5-dimethoxybenzyl carbamate, *o*-nitrobenzyl carbamate, 3,4-dimethoxy-6-nitrobenzyl carbamate, phenyl(*o*-nitrophenyl)methyl carbamate, *t*-amyl carbamate, *S*-benzyl thiocarbamate, *p*-cyanobenzyl carbamate, cyclobutyl carbamate, cyclohexyl carbamate, cyclopentyl carbamate, cyclopropylmethyl carbamate, *p*-decyloxybenzyl

carbamate, 2,2-dimethoxycarbonylvinyl carbamate, *o*-(*N,N*-dimethylcarboxamido)benzyl carbamate, 1,1-dimethyl-3-(*N,N*-dimethylcarboxamido)propyl carbamate, 1,1-dimethylpropynyl carbamate, di(2-pyridyl)methyl carbamate, 2-furanylmethyl carbamate, 2-iodoethyl carbamate, isoborynl carbamate, isobutyl carbamate, isonicotinyl carbamate, *p*-(*p*'-methoxyphenylazo)benzyl carbamate, 1-methylcyclobutyl carbamate, 1-methylcyclohexyl carbamate, 1-methyl-1-cyclopropylmethyl carbamate, 1-methyl-1-(3,5-dimethoxyphenyl)ethyl carbamate, 1-methyl-1-(*p*-phenylazophenyl)ethyl carbamate, 1-methyl-1-phenylethyl carbamate, 1-methyl-1-(4-pyridyl)ethyl carbamate, phenyl carbamate, *p*-(phenylazo)benzyl carbamate, 2,4,6-tri-*t*-butylphenyl carbamate, 4-(trimethylammonium)benzyl carbamate, and 2,4,6-trimethylbenzyl carbamate.

[0036] Amino protecting groups such as sulfonamide groups (*e.g.*, $-S(=O)_2R^{aa}$) include, but are not limited to, *p*-toluenesulfonamide (Ts), benzenesulfonamide, 2,3,6-trimethyl-4-methoxybenzenesulfonamide (Mtr), 2,4,6-trimethoxybenzenesulfonamide (Mtb), 2,6-dimethyl-4-methoxybenzenesulfonamide (Pme), 2,3,5,6-tetramethyl-4-methoxybenzenesulfonamide (Mte), 4-methoxybenzenesulfonamide (Mbs), 2,4,6-trimethylbenzenesulfonamide (Mts), 2,6-dimethoxy-4-methylbenzenesulfonamide (iMds), 2,2,5,7,8-pentamethylchroman-6-sulfonamide (Pmc), methanesulfonamide (Ms), β -trimethylsilylethanesulfonamide (SES), 9-anthracenesulfonamide, 4-(4',8'-dimethoxynaphthylmethyl)benzenesulfonamide (DNMBS), benzylsulfonamide, trifluoromethylsulfonamide, and phenacylsulfonamide.

[0037] Other amino protecting groups include, but are not limited to, phenothiazinyl-(10)-carbonyl derivative, *N*'-*p*-toluenesulfonylaminocarbonyl derivative, *N*'-phenylaminothiocarbonyl derivative, *N*-benzoylphenylalanyl derivative, *N*-acetylmethionine derivative, 4,5-diphenyl-3-oxazolin-2-one, *N*-phthalimide, *N*-dithiasuccinimide (Dts), *N*-2,3-diphenylmaleimide, *N*-2,5-dimethylpyrrole, *N*-1,1,4,4-tetramethyldisilylazacyclopentane adduct (STABASE), 5-substituted 1,3-dimethyl-1,3,5-triazacyclohexan-2-one, 5-substituted 1,3-dibenzyl-1,3,5-triazacyclohexan-2-one, 1-substituted 3,5-dinitro-4-pyridone, *N*-methylamine, *N*-allylamine, *N*-[2-(trimethylsilyl)ethoxy]methylamine (SEM), *N*-3-acetoxypyrrolamine, *N*-(1-isopropyl-4-nitro-2-oxo-3-pyrroline-3-yl)amine, quaternary ammonium salts, *N*-benzylamine, *N*-di(4-methoxyphenyl)methylamine, *N*-5-dibenzosuberylamine, *N*-triphenylmethylamine (Tr), *N*-[(4-methoxyphenyl)diphenylmethyl]amine (MMTr), *N*-9-phenylfluorenylamine (PhF), *N*-2,7-

dichloro-9-fluorenylmethyleneamine, *N*-ferrocenylmethylamino (Fcm), *N*-2-picolylamino *N'*-oxide, *N*-1,1-dimethylthiomethyleneamine, *N*-benzylideneamine, *N*-*p*-methoxybenzylideneamine, *N*-diphenylmethyleneamine, *N*-[(2-pyridyl)mesityl]methyleneamine, *N*-(*N'*,*N'*-dimethylaminomethylene)amine, *N*,*N'*-isopropylidenediamine, *N*-*p*-nitrobenzylideneamine, *N*-salicylideneamine, *N*-5-chlorosalicylideneamine, *N*-(5-chloro-2-hydroxyphenyl)phenylmethyleneamine, *N*-cyclohexylideneamine, *N*-(5,5-dimethyl-3-oxo-1-cyclohexenyl)amine, *N*-borane derivative, *N*-diphenylborinic acid derivative, *N*-[phenyl(pentacarbonylchromium- or tungsten)carbonyl]amine, *N*-copper chelate, *N*-zinc chelate, *N*-nitroamine, *N*-nitrosoamine, amine *N*-oxide, diphenylphosphinamide (Dpp), dimethylthiophosphinamide (Mpt), diphenylthiophosphinamide (Ppt), dialkyl phosphoramidates, dibenzyl phosphoramidate, diphenyl phosphoramidate, benzenesulfenamide, *o*-nitrobenzenesulfenamide (Nps), 2,4-dinitrobenzenesulfenamide, pentachlorobenzenesulfenamide, 2-nitro-4-methoxybenzenesulfenamide, triphenylmethylsulfenamide and 3-nitropyridinesulfenamide (Npys).

[0038] As used herein, a “leaving group” is an art-understood term referring to a molecular fragment that departs with a pair of electrons in heterolytic bond cleavage, wherein the molecular fragment is an anion or neutral molecule. See, for example, Smith, March *Advanced Organic Chemistry* 6th ed. (501–502).

[0039] These and other exemplary substituents are described in more detail in the *Detailed Description*, the *Exemplification* and in the claims. The invention is not intended to be limited in any manner by the above exemplary listing of substituents.

[0040] As used herein, a “pharmaceutically acceptable form thereof” includes pharmaceutically acceptable salts, hydrates, solvates, prodrugs, tautomers, isomers, and/or polymorphs of a compound of the present invention, as defined below and herein.

[0041] As used herein, the term “pharmaceutically acceptable salt” refers to those salts which are, within the scope of sound medical judgment, suitable for use in contact with the tissues of humans and lower animals without undue toxicity, irritation, allergic response and the like, and are commensurate with a reasonable benefit/risk ratio. Pharmaceutically acceptable salts are well known in the art. For example, S. M. Berge et al., describe pharmaceutically acceptable salts in detail in *J. Pharmaceutical Sciences*, 1977, 66, 1–19. Pharmaceutically

acceptable salts of the compounds of this invention include those derived from suitable inorganic and organic acids and bases. Examples of pharmaceutically acceptable, nontoxic acid addition salts are salts of an amino group formed with inorganic acids such as hydrochloric acid, hydrobromic acid, phosphoric acid, sulfuric acid and perchloric acid or with organic acids such as acetic acid, oxalic acid, maleic acid, tartaric acid, citric acid, succinic acid or malonic acid or by using other methods used in the art such as ion exchange. Other pharmaceutically acceptable salts include adipate, alginate, ascorbate, aspartate, benzenesulfonate, benzoate, bisulfate, borate, butyrate, camphorate, camphorsulfonate, citrate, cyclopentanepropionate, digluconate, dodecylsulfate, ethanesulfonate, formate, fumarate, glucoheptonate, glycerophosphate, gluconate, hemisulfate, heptanoate, hexanoate, hydroiodide, 2-hydroxy-ethanesulfonate, lactobionate, lactate, laurate, lauryl sulfate, malate, maleate, malonate, methanesulfonate, 2-naphthalenesulfonate, nicotinate, nitrate, oleate, oxalate, palmitate, pamoate, pectinate, persulfate, 3-phenylpropionate, phosphate, picrate, pivalate, propionate, stearate, succinate, sulfate, tartrate, thiocyanate, p-toluenesulfonate, undecanoate, valerate salts, and the like. Salts derived from appropriate bases include alkali metal, alkaline earth metal, ammonium and $N^+(C_{1-4}alkyl)_4$ salts. Representative alkali or alkaline earth metal salts include sodium, lithium, potassium, calcium, magnesium, and the like. Further pharmaceutically acceptable salts include, when appropriate, nontoxic ammonium, quaternary ammonium, and amine cations formed using counterions such as halide, hydroxide, carboxylate, sulfate, phosphate, nitrate, lower alkyl sulfonate and aryl sulfonate.

[0042] In certain embodiments, the pharmaceutically acceptable form thereof is an isomer. As used herein, the term “isomer” includes any and all geometric isomers and stereoisomers. For example, “isomers” include *cis*- and *trans*-isomers, *E*- and *Z*- isomers, *R*- and *S*-enantiomers, diastereomers, (D)-isomers, (L)-isomers, racemic mixtures thereof, and other mixtures thereof, as falling within the scope of the invention.

[0043] In certain embodiments, the pharmaceutically acceptable form thereof is a tautomer. As used herein, the term “tautomer” includes two or more interconvertible compounds resulting from at least one formal migration of a hydrogen atom and at least one change in valency (*e.g.*, a single bond to a double bond, a triple bond to a single bond, or *vice versa*). The exact ratio of the tautomers depends on several factors, including temperature, solvent, and pH. Tautomerizations (*i.e.*, the reaction providing a tautomeric pair) may catalyzed by acid or base. Exemplary

tautomerizations include keto-to-enol; amide-to-imide; lactam-to-lactim; enamine-to-imine; and enamine-to-(a different) enamine tautomerizations.

[0044] In certain embodiments, the pharmaceutically acceptable form thereof is a hydrate or solvate. As used herein, the term “hydrate” refers to a compound non-covalently associated with one or more molecules of water. Likewise, “solvate” refers to a compound non-covalently associated with one or more molecules of an organic solvent.

[0045] In certain embodiments, the pharmaceutically acceptable form thereof is a prodrug. As used herein, the term “prodrug” refers to a derivative of a parent compound that requires transformation within the body in order to release the parent compound. In certain cases, a prodrug has improved physical and/or delivery properties over the parent compound. Prodrugs are typically designed to enhance pharmaceutically and/or pharmacokinetically based properties associated with the parent compound. The advantage of a prodrug can lie in its physical properties, such as enhanced water solubility for parenteral administration at physiological pH compared to the parent compound, or it enhances absorption from the digestive tract, or it may enhance drug stability for long-term storage.

[0046] In certain embodiments, the pharmaceutically acceptable form thereof is a polymorph. As used herein, “polymorph” refers to a compound having more than one crystal structure, *e.g.*, resulting from differences in molecular packing and/or molecular conformation of the compound in the solid state.

SEQUENCE IDENTIFICATION NUMBERS

[0047] **SEQ. ID. NO.:** *Homo sapiens* FAAH amino acid sequence:

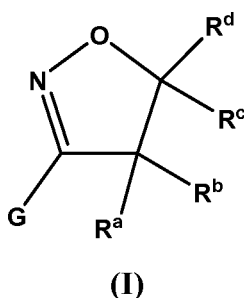
MVQYELWAALPGASGVALACCFVAAAVLRWSGRRTARGAVVRARQRQRAGLENM
DRAAQRFRLLQNPDLSEALLALPLPQLVQKLHSRELAPEAVLFTYVGKAWEVNKGTC
VTSYLADCETQLSQAPRQGLLYGVPVSLKECFTYKGQDSTLGLSLNEGVPACDSVVVH
VLKLQGAVPFVHTNVPQSMFSYDCSNPLFGQTVNPWKSSKSPGGSSGEGALIGSGGSP
LGLGTDIGGSIRFPSSFCGICGLKPTGNRLSKSGLKGCYVGQEAVRLSVGPMARDVESLA
LCLRALLCEDMFRLDPTVPPLPFREEVYTSSQPLRVGYEYTDNYTMPSPAMRRVLETK
QSLEAAGHTLVPFLPSNIPHAETLSTGGFLSDGGHTFLQNFKGDFVDPCLGDLVSILKLP
QWLKGLLAFLVKPLLPRLSAFLSNMKSRSGAKLWELQHEIEVYRKTVIAQWRALDLDV

VLTPMLAPALDLNAPGRATGAVSYTMLYNCLDFPAGVVPVTTVTAEDEAQMEHYRGY
FGDIWDKMLQKGMKKS VGLPVAVQCVALPWQEELCLRFRMREVERLMTPEKQSS

DETAILED DESCRIPTION

I. Compounds

[0048] The present invention provides isoxazoline FAAH inhibitor compounds of the formula (I):



or a pharmaceutically acceptable form thereof,

wherein:

- (i) each of R^a , R^b , and R^c independently is selected from $-H$, C_{1-10} alkyl and C_{1-10} perhaloalkyl, R^d is the group $-L-Z$, and Z is selected from C_{6-14} aryl;
- (ii) each of R^a , R^b , and R^c independently is selected from $-H$, C_{1-10} alkyl and C_{1-10} perhaloalkyl, R^d is the group $-L-Z$, and Z is selected from 3–14 membered heterocyclyl and 5–14 membered heteroaryl;
- (iii) R^a and R^d are joined to form a C_{3-10} carbocyclyl or 3–14 membered heterocyclyl fused ring, and R^b and R^c are independently selected from $-H$, C_{1-10} alkyl and C_{1-10} perhaloalkyl; or
- (iv) R^c and R^d are joined to form a C_{3-10} carbocyclyl or 3–14 membered heterocyclyl spiro-fused ring, and R^a and R^b are independently selected from $-H$, C_{1-10} alkyl and C_{1-10} perhaloalkyl;

L is a covalent bond or a divalent C_{1-6} hydrocarbon group, wherein one, two or three methylene units of L are optionally and independently replaced with one or more oxygen, sulfur or nitrogen atoms;

G is selected from $-CN$, $-NO_2$, $-S(=O)R^e$, $-SO_2R^e$, $-SO_2NR^fR^e$, $-PO_2R^e$, $-PO_2OR^e$, $-PO_2NR^fR^e$, $-(C=O)R^e$, $-(C=O)OR^e$, $-(C=O)NR^fR^e$, $-Br$, $-I$, $-F$, $-Cl$, $-OR^e$, $-ONR^fR^e$, $-$

ONR^f(C=O)R^e, -ONR^fSO₂R^e, -ONR^fPO₂R^e, -ONR^fPO₂OR^e, -SR^e, -OSO₂R^e, -NR^fSO₂R^e, -OPO₂R^e, -OPO₂OR^e, -NR^fPO₂R^e, -NR^fPO₂OR^e, -OPO₂NR^fR^e, -O(C=O)R^e, -O(C=O)OR^e, -NR^fR^e, -NR^f(C=O)R^e, -NR^f(C=O)OR^e, -O(C=O)NR^fR^e, -NR^f(C=NR^f)NR^fR^e, -O(C=NR^f)NR^fR^e, -NR^f(C=NR^f)OR^e, -[N(R^f)₂R^e]⁺X⁻ wherein X⁻ is a counterion; and

each R^e is selected from C₁₋₁₀ alkyl, C₂₋₁₀ alkenyl, C₂₋₁₀ alkynyl, C₃₋₁₀ carbocycyl, C₆₋₁₄ aryl, 3-14 membered heterocycyl and 5-14 membered heteroaryl; each R^f attached to a nitrogen atom is, independently, selected from -H, C₁₋₁₀ alkyl, or an amino protecting group; or R^e and R^f are joined to form an 3-14 membered heterocycyl ring or an 5-14 membered heteroaryl ring.

Group G

[0049] As defined above, G is selected from -CN, -NO₂, -S(=O)R^e, -SO₂R^e, -SO₂NR^fR^e, -PO₂R^e, -PO₂OR^e, -PO₂NR^fR^e, -(C=O)R^e, -(C=O)OR^e, -(C=O)NR^fR^e, -Br, -I, -F, -Cl, -OR^e, -ONR^fR^e, -ONR^f(C=O)R^e, -ONR^fSO₂R^e, -ONR^fPO₂R^e, -ONR^fPO₂OR^e, -SR^e, -OSO₂R^e, -NR^fSO₂R^e, -OPO₂R^e, -OPO₂OR^e, -NR^fPO₂R^e, -NR^fPO₂OR^e, -OPO₂NR^fR^e, -O(C=O)R^e, -O(C=O)OR^e, -NR^fR^e, -NR^f(C=O)R^e, -NR^f(C=O)OR^e, -O(C=O)NR^fR^e, -NR^f(C=NR^f)NR^fR^e, -O(C=NR^f)NR^fR^e, -NR^f(C=NR^f)OR^e, -[N(R^f)₂R^e]⁺X⁻ wherein X⁻ is a counterion;

and wherein R^e is selected from C₁₋₁₀ alkyl, C₂₋₁₀ alkenyl, C₂₋₁₀ alkynyl, C₃₋₁₀ carbocycyl, C₆₋₁₄ aryl, 3-14 membered heterocycyl and 5-14 membered heteroaryl; each R^f attached to a nitrogen atom is, independently, selected from -H, C₁₋₁₀ alkyl, or an amino protecting group; or R^e and R^f are joined to form an 3-14 membered heterocycyl ring or an 5-14 membered heteroaryl ring.

[0050] In certain embodiments, G is not a leaving group, *e.g.*, for example, G is selected from -F, -CN, -NO₂, -S(=O)R^e, -SO₂R^e, -SO₂NR^fR^e, -PO₂R^e, -PO₂OR^e, -PO₂NR^fR^e, -(C=O)R^e, -(C=O)OR^e, and -(C=O)NR^fR^e.

[0051] In certain embodiments, G is selected from -CN and -NO₂. In certain embodiments, G is -CN. In certain embodiments, G is -NO₂.

[0052] In certain embodiments, G is selected from -S(=O)R^e, -SO₂R^e, and -SO₂NR^fR^e. In certain embodiments, G is -S(=O)R^e. In certain embodiments, G is -SO₂R^e. In certain embodiments, G is -SO₂NR^fR^e.

[0053] In certain embodiments, G is selected from $-\text{PO}_2\text{R}^e$, $-\text{PO}_2\text{OR}^e$ and $-\text{PO}_2\text{NR}^f\text{R}^e$. In certain embodiments, G is $-\text{PO}_2\text{R}^e$. In certain embodiments, G is $-\text{PO}_2\text{OR}^e$. In certain embodiments, G is $-\text{PO}_2\text{NR}^f\text{R}^e$.

[0054] In certain embodiments, G is selected from $-(\text{C}=\text{O})\text{R}^e$, $-(\text{C}=\text{O})\text{OR}^e$ and $-(\text{C}=\text{O})\text{NR}^f\text{R}^e$. In certain embodiments, G is $-(\text{C}=\text{O})\text{R}^e$. In certain embodiments, G is $-(\text{C}=\text{O})\text{OR}^e$. In certain embodiments, G is $-(\text{C}=\text{O})\text{NR}^f\text{R}^e$.

[0055] However, in certain embodiments, G is a leaving group, *e.g.*, for example, G is selected from $-\text{Cl}$, $-\text{Br}$, $-\text{I}$, $-\text{OR}^e$, $-\text{ONR}^f\text{R}^e$, $-\text{ONR}^f(\text{C}=\text{O})\text{R}^e$, $-\text{ONR}^f\text{SO}_2\text{R}^e$, $-\text{ONR}^f\text{PO}_2\text{R}^e$, $-\text{ONR}^f\text{PO}_2\text{OR}^e$, $-\text{SR}^e$, $-\text{OSO}_2\text{R}^e$, $-\text{NR}^f\text{SO}_2\text{R}^e$, $-\text{OPO}_2\text{R}^e$, $-\text{OPO}_2\text{OR}^e$, $-\text{NR}^f\text{PO}_2\text{R}^e$, $-\text{NR}^f\text{PO}_2\text{OR}^e$, $-\text{OPO}_2\text{NR}^f\text{R}^e$, $-\text{O}(\text{C}=\text{O})\text{R}^e$, $-\text{O}(\text{C}=\text{O})\text{OR}^e$, $-\text{NR}^f\text{R}^e$, $-\text{NR}^f(\text{C}=\text{O})\text{R}^e$, $-\text{NR}^f(\text{C}=\text{O})\text{OR}^e$, $-\text{O}(\text{C}=\text{O})\text{NR}^f\text{R}^e$, $-\text{NR}^f(\text{C}=\text{NR}^f)\text{NR}^f\text{R}^e$, $-\text{O}(\text{C}=\text{NR}^f)\text{NR}^f\text{R}^e$, $-\text{NR}^f(\text{C}=\text{NR}^f)\text{OR}^e$, and $-\text{[N(R}^f)_2\text{R}^e]^+ \text{X}^-$ wherein X^- is a counterion.

[0056] In certain embodiments, G is a halogen; *i.e.*, selected from $-\text{F}$, $-\text{Cl}$, $-\text{Br}$ and $-\text{I}$. In certain embodiments, G is $-\text{F}$. In certain embodiments, G is $-\text{Br}$. In certain embodiments, G is $-\text{I}$. In certain embodiments, G is $-\text{Cl}$. However, in certain embodiments, G is not a halogen. For example, in certain embodiments, G is not $-\text{Br}$. In certain embodiments, G is not $-\text{I}$. In certain embodiments, G is not $-\text{F}$. In certain embodiments, G is not $-\text{Cl}$.

[0057] In certain embodiments, G is selected from $-\text{OR}^e$, $-\text{ONR}^f\text{R}^e$, $-\text{ONR}^f(\text{C}=\text{O})\text{R}^e$, $-\text{ONR}^f\text{SO}_2\text{R}^e$, $-\text{ONR}^f\text{PO}_2\text{R}^e$, $-\text{ONR}^f\text{PO}_2\text{OR}^e$, $-\text{OSO}_2\text{R}^e$, $-\text{OPO}_2\text{R}^e$, $-\text{OPO}_2\text{OR}^e$, $-\text{OPO}_2\text{NR}^f\text{R}^e$, $-\text{O}(\text{C}=\text{O})\text{R}^e$, $-\text{O}(\text{C}=\text{O})\text{OR}^e$, $-\text{O}(\text{C}=\text{O})\text{NR}^f\text{R}^e$ and $-\text{O}(\text{C}=\text{NR}^f)\text{NR}^f\text{R}^e$. In certain embodiments, G is selected from $-\text{OR}^e$, $-\text{O}(\text{C}=\text{O})\text{R}^e$, $-\text{O}(\text{C}=\text{O})\text{OR}^e$, $-\text{O}(\text{C}=\text{O})\text{NR}^f\text{R}^e$ and $-\text{O}(\text{C}=\text{NR}^f)\text{NR}^f\text{R}^e$. In certain embodiments, G is selected from $-\text{ONR}^f\text{R}^e$, $-\text{ONR}^f(\text{C}=\text{O})\text{R}^e$, $-\text{ONR}^f\text{SO}_2\text{R}^e$, $-\text{ONR}^f\text{PO}_2\text{R}^e$, $-\text{ONR}^f\text{PO}_2\text{OR}^e$, $-\text{OPO}_2\text{NR}^f\text{R}^e$, $-\text{O}(\text{C}=\text{O})\text{NR}^f\text{R}^e$ and $-\text{O}(\text{C}=\text{NR}^f)\text{NR}^f\text{R}^e$. In certain embodiments, G is $-\text{OR}^e$. In certain embodiments, G is $-\text{ONR}^f\text{R}^e$. In certain embodiments, G is $-\text{ONR}^f(\text{C}=\text{O})\text{R}^e$. In certain embodiments, G is $-\text{ONR}^f\text{SO}_2\text{R}^e$. In certain embodiments, G is $-\text{ONR}^f\text{PO}_2\text{R}^e$. In certain embodiments, G is $-\text{ONR}^f\text{PO}_2\text{OR}^e$. In certain embodiments, G is $-\text{OSO}_2\text{R}^e$. In certain embodiments, G is $-\text{OPO}_2\text{R}^e$. In certain embodiments, G is $-\text{OPO}_2\text{OR}^e$. In certain embodiments, G is $-\text{OPO}_2\text{NR}^f\text{R}^e$. In certain embodiments, G is $-\text{O}(\text{C}=\text{O})\text{R}^e$. In certain embodiments, G is $-\text{O}(\text{C}=\text{O})\text{OR}^e$. In certain embodiments, G is $-\text{O}(\text{C}=\text{O})\text{NR}^f\text{R}^e$. In certain embodiments, G is $-\text{O}(\text{C}=\text{NR}^f)\text{NR}^f\text{R}^e$.

[0058] In certain embodiments, G is selected from $-\text{OR}^e$ and $-\text{SR}^e$. In certain embodiments, G is selected from $-\text{OR}^e$. In certain embodiments, G is $-\text{SR}^e$.

[0059] In certain embodiments, G is selected from $-\text{NR}^f\text{SO}_2\text{R}^e$, $-\text{NR}^f\text{PO}_2\text{R}^e$, $-\text{NR}^f\text{PO}_2\text{OR}^e$, $-\text{NR}^f\text{R}^e$, $-\text{NR}^f(\text{C}=\text{O})\text{R}^e$, $-\text{NR}^f(\text{C}=\text{O})\text{OR}^e$, $-\text{NR}^f(\text{C}=\text{NR}^f)\text{NR}^f\text{R}^e$, $-\text{NR}^f(\text{C}=\text{NR}^f)\text{OR}^e$ and $-\text{[N(R}^f)_2\text{R}^e]^+\text{X}^-$ wherein X^- is a counterion. In certain embodiments, G is selected from $-\text{NR}^f\text{SO}_2\text{R}^e$, $-\text{NR}^f\text{PO}_2\text{R}^e$, $-\text{NR}^f\text{PO}_2\text{OR}^e$, $-\text{NR}^f\text{R}^e$, $-\text{NR}^f(\text{C}=\text{O})\text{R}^e$ and $-\text{NR}^f(\text{C}=\text{O})\text{OR}^e$. In certain embodiments, G is selected from $-\text{NR}^f\text{SO}_2\text{R}^e$, $-\text{NR}^f\text{R}^e$, $-\text{NR}^f(\text{C}=\text{O})\text{R}^e$ and $-\text{NR}^f(\text{C}=\text{O})\text{OR}^e$. In certain embodiments, G is $-\text{NR}^f\text{SO}_2\text{R}^e$. In certain embodiments, G is $-\text{NR}^f\text{PO}_2\text{R}^e$. In certain embodiments, G is $-\text{NR}^f\text{PO}_2\text{OR}^e$. In certain embodiments, G is $-\text{NR}^f\text{R}^e$. In certain embodiments, G is $-\text{NR}^f(\text{C}=\text{O})\text{R}^e$. In certain embodiments, G is $-\text{NR}^f(\text{C}=\text{O})\text{OR}^e$. In certain embodiments, G is $-\text{NR}^f(\text{C}=\text{NR}^f)\text{NR}^f\text{R}^e$. In certain embodiments, G is $-\text{NR}^f(\text{C}=\text{NR}^f)\text{OR}^e$. In certain embodiments, G is $-\text{[N(R}^f)_2\text{R}^e]^+\text{X}^-$ wherein X^- is a counterion.

[0060] Additional embodiments of G, included in the description of groups R^e and R^f , and further exemplified in the *Tables* and *Examples*, is provided below and herein.

R^e of Group G

[0061] As defined generally above, in certain embodiments, wherein G is selected from $-\text{S(=O)R}^e$, $-\text{SO}_2\text{R}^e$, $-\text{SO}_2\text{NR}^f\text{R}^e$, $-\text{PO}_2\text{R}^e$, $-\text{PO}_2\text{OR}^e$, $-\text{PO}_2\text{NR}^f\text{R}^e$, $-(\text{C}=\text{O})\text{R}^e$, $-(\text{C}=\text{O})\text{OR}^e$, $-(\text{C}=\text{O})\text{NR}^f\text{R}^e$, $-\text{OR}^e$, $-\text{ONR}^f\text{R}^e$, $-\text{ONR}^f(\text{C}=\text{O})\text{R}^e$, $-\text{ONR}^f\text{SO}_2\text{R}^e$, $-\text{ONR}^f\text{PO}_2\text{R}^e$, $-\text{ONR}^f\text{PO}_2\text{OR}^e$, $-\text{SR}^e$, $-\text{OSO}_2\text{R}^e$, $-\text{NR}^f\text{SO}_2\text{R}^e$, $-\text{OPO}_2\text{R}^e$, $-\text{OPO}_2\text{OR}^e$, $-\text{NR}^f\text{PO}_2\text{R}^e$, $-\text{NR}^f\text{PO}_2\text{OR}^e$, $-\text{OPO}_2\text{NR}^f\text{R}^e$, $-\text{O(C}=\text{O)R}^e$, $-\text{O(C}=\text{O)OR}^e$, $-\text{NR}^f\text{R}^e$, $-\text{NR}^f(\text{C}=\text{O})\text{R}^e$, $-\text{NR}^f(\text{C}=\text{O})\text{OR}^e$, $-\text{O(C}=\text{O)NR}^f\text{R}^e$, $-\text{NR}^f(\text{C}=\text{NR}^f)\text{NR}^f\text{R}^e$, $-\text{O(C}=\text{NR}^f)\text{NR}^f\text{R}^e$, $-\text{NR}^f(\text{C}=\text{NR}^f)\text{OR}^e$, and $-\text{[N(R}^f)_2\text{R}^e]^+\text{X}^-$ wherein X^- is a counterion, R^e is selected from C_{1-10} alkyl, C_{2-10} alkenyl, C_{2-10} alkynyl, C_{3-10} carbocycyl, C_{6-14} aryl, 3–14 membered heterocycyl and 5–14 membered heteroaryl.

[0062] In certain embodiments, R^e is selected from C_{1-10} alkyl, C_{2-10} alkenyl, C_{2-10} alkynyl, C_{3-10} carbocycyl, C_{6-14} aryl, 3–14 membered heterocycyl and 5–14 membered heteroaryl, wherein the alkyl, alkenyl, alkynyl, carbocycyl, aryl, heterocycyl, and heteroaryl groups are substituted with 0, 1, 2, 3, 4 or 5 R^h groups, as defined below and herein.

[0063] In certain embodiments, R^e is C_{1-10} alkyl. In certain embodiments, R^e is C_{1-6} alkyl. In certain embodiments, R^e is C_{1-6} alkyl substituted with 0, 1, 2, 3, 4 or 5 R^h groups. In certain embodiments, R^e is a C_{1-5} alkyl substituted with 0, 1, 2, 3, 4 or 5 R^h groups. In certain

embodiments, R^e is a C_{1-4} alkyl substituted with 0, 1, 2, 3 or 4 R^h groups. In certain embodiments, R^e is a C_{1-3} alkyl substituted with 0, 1, 2 or 3 R^h groups. In certain embodiments, R^e is a C_{1-2} alkyl substituted with 0, 1 or 2 R^h groups. Exemplary alkyl groups include, but are not limited to, methyl, ethyl, propyl, isopropyl, butyl, isobutyl, *sec*-butyl, *tert*-butyl, pentyl, isopentyl, neopentyl, and hexyl, wherein such groups are substituted with 0, 1, 2, 3, 4 or 5 R^h groups.

[0064] In certain embodiments, R^e is a C_{1-6} perhaloalkyl. In certain embodiments, R^e is a C_{1-5} perhaloalkyl. In certain embodiments, R^e is a C_{1-4} perhaloalkyl. In certain embodiments, R^e is a C_{1-3} perhaloalkyl. In certain embodiments, R^e is a C_{1-2} perhaloalkyl. Exemplary R^e perhaloalkyl groups include, but are not limited to, $-CF_3$, $-CF_2CF_3$, $-CF_2CF_2CF_3$, $-CCl_3$, $-CFCl_2$, and $-CF_2Cl$.

[0065] In certain embodiments, R^e is C_{2-10} alkenyl. In certain embodiments, R^e is C_{2-6} alkenyl. In certain embodiments, R^e is a C_{2-6} alkenyl substituted with 0, 1, 2, 3, 4 or 5 R^h groups. In certain embodiments, R^e is a C_{2-5} alkenyl substituted with 0, 1, 2, 3, 4 or 5 R^h groups. In certain embodiments, R^e is a C_{2-3} alkenyl substituted with 0, 1, 2, or 3 R^h groups. Exemplary alkenyl groups include, but are not limited to, ethenyl, 1-propenyl, 2-propenyl, 1-butenyl, 2-butenyl, butadienyl, pentenyl, pentadienyl and hexenyl, wherein such groups are substituted with 0, 1, 2, 3, 4 or 5 R^h groups.

[0066] In certain embodiments, R^e is C_{2-10} alkynyl. In certain embodiments, R^e is C_{2-6} alkynyl. In certain embodiments, R^e is C_{2-6} alkynyl substituted with 0, 1, 2, 3, 4 or 5 R^h groups. In certain embodiments, R^e is C_{2-5} alkynyl substituted with 0, 1, 2, 3, 4 or 5 R^h groups. In certain embodiments, R^e is C_{2-4} alkynyl substituted with 0, 1, 2, 3 or 4 R^h groups. In certain embodiments, R^e is C_{2-3} alkynyl substituted with 0, 1, 2 or 3 R^h groups. Exemplary R^e alkynyl groups include, but are not limited to, ethynyl, 1-propynyl, 2-propynyl, 1-butyne, 2-butyne, pentynyl and hexynyl, wherein such groups are substituted with 0, 1, 2, 3, 4 or 5 R^h groups.

[0067] However, in certain embodiments, wherein G is $-OR^e$, then R^e is not C_{1-6} alkyl (e.g., methyl, ethyl, propyl, isopropyl, aralkyl). In certain embodiments, wherein G is $-OR^e$, then R^e is not C_{2-6} alkenyl (e.g., allyl).

[0068] In certain embodiments, wherein G is $-SR^e$, then R^e is not then R^e is not C_{1-6} alkyl (e.g., methyl, ethyl, propyl, isopropyl, aralkyl).

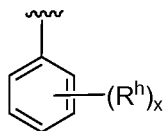
[0069] In certain embodiments, wherein G is $-NR^eR^f$ and R^f is $-H$ or C_{1-3} alkyl (*e.g.*, methyl, ethyl, aralkyl) then R^e is not C_{1-6} alkyl.

[0070] In certain embodiments, R^e is C_{6-14} aryl. In certain embodiments, R^e is C_{6-10} aryl. In certain embodiments, R^e is C_{6-10} aryl substituted with 0, 1, 2, 3, 4 or 5 R^h groups. In certain embodiments, R^e is C_6 aryl (*e.g.*, phenyl) substituted with 0, 1, 2, 3, 4 or 5 R^h groups. In certain embodiments, R^e is a C_{10} aryl (*e.g.*, naphthyl) substituted with 0, 1, 2, 3, 4 or 5 R^h groups.

[0071] In certain embodiments, R^e is phenyl. In certain embodiments, R^e is phenyl substituted with 0, 1, 2, 3 or 4 R^h groups. In certain embodiments, R^e is phenyl substituted with 0, 1, 2 or 3 R^h groups. In certain embodiments, R^e is phenyl substituted with 0, 1 or 2 R^h groups. In certain embodiments, R^e is phenyl substituted with 0 or 1 R^h groups. In certain embodiments, R^e is a disubstituted phenyl (*i.e.*, substituted with 2 R^h groups). In certain embodiments, R^e is a monosubstituted phenyl (*i.e.*, substituted with 1 R^h group). In certain embodiments, R^e is an unsubstituted phenyl (*i.e.*, substituted with 0 R^h groups).

[0072] In certain embodiments, R^e is phenyl substituted with at least one *ortho* R^h group. In certain embodiments, R^e is phenyl substituted with at least one *meta* R^h group. In certain embodiments, R^e is phenyl substituted with at least one *para* R^h group.

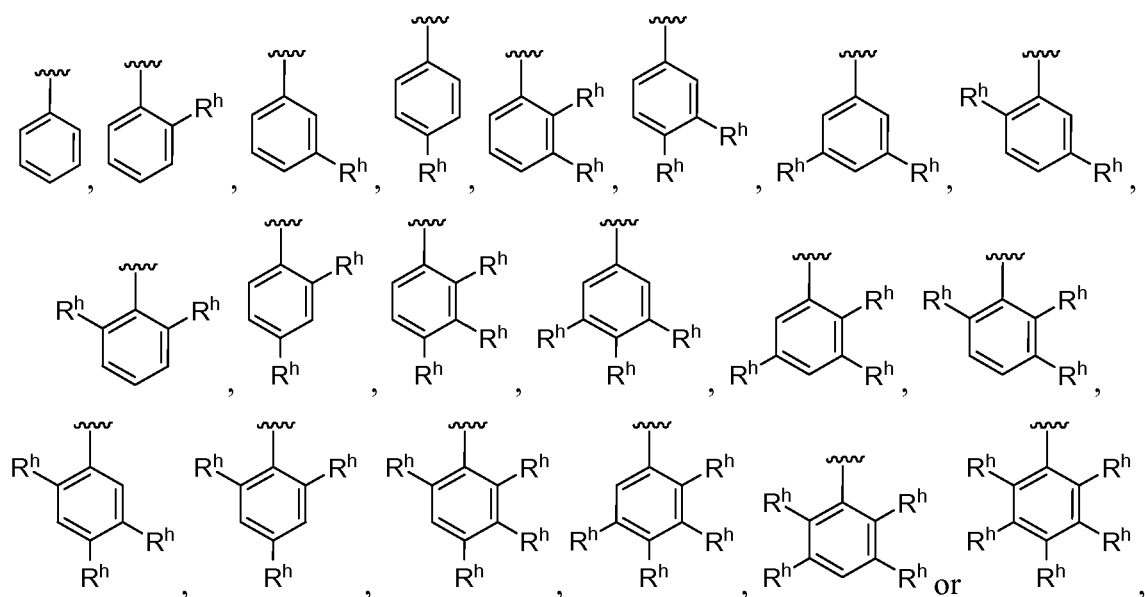
[0073] In certain embodiments, R^e is a phenyl group of the formula:



(i-a)

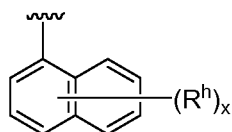
wherein x is 0, 1, 2, 3, 4 or 5, and R^h is as defined below and herein. In certain embodiments, x is 0, 1, 2, 3 or 4. In certain embodiments, x is 0, 1, 2 or 3. In certain embodiments, x is 0, 1 or 2. In certain embodiments, x is 0 or 1. In certain embodiments, x is 3. In certain embodiments, R^e is a disubstituted phenyl group (*i.e.*, wherein x is 2). In certain embodiments, R^e is a monosubstituted phenyl group (*i.e.*, wherein x is 1). In certain embodiments, R^e is an unsubstituted phenyl group (*i.e.*, wherein x is 0).

[0074] For example, in certain embodiments, R^e is a substituted or unsubstituted phenyl group of any one of the formulae:



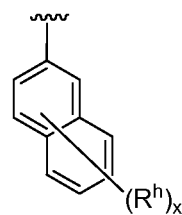
wherein R^h is as defined below and herein.

[0075] In certain embodiments, R^e is a naphthyl. In certain embodiments, R^e is a naphthyl group of any one of the formulae:



(i-b)

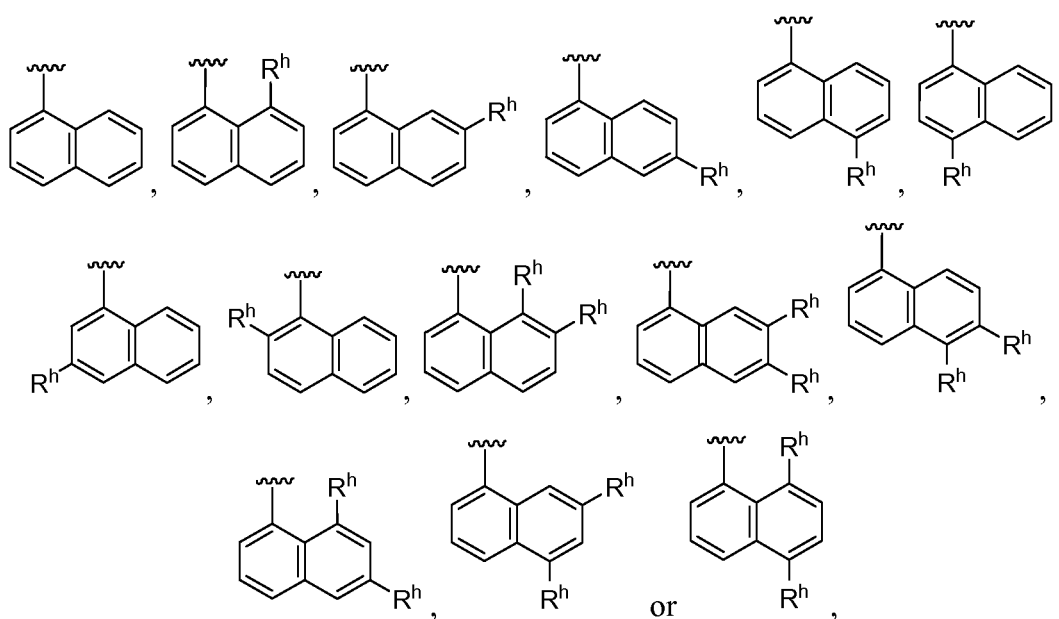
or



(i-c)

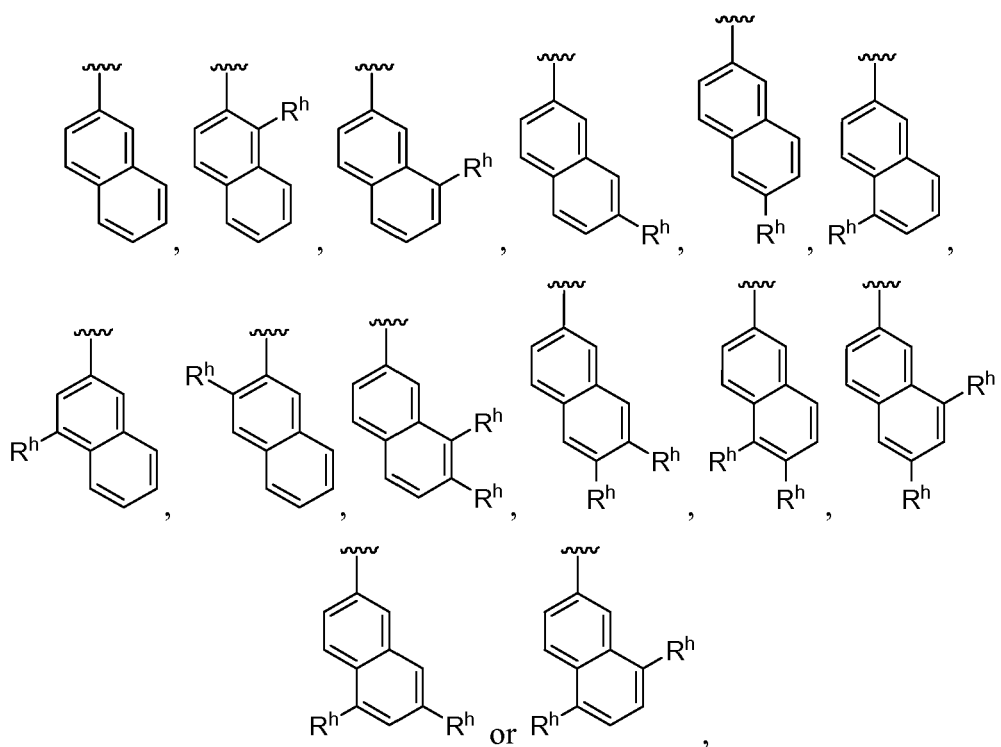
wherein x is 0, 1, 2, 3, 4 or 5, and R^h is as defined below and herein. In certain embodiments, x is 0, 1, 2, 3 or 4. In certain embodiments, x is 0, 1, 2 or 3. In certain embodiments, x is 0, 1 or 2. In certain embodiments, x is 0 or 1. In certain embodiments, R^e is a trisubstituted naphthyl group (*i.e.*, wherein x is 3). In certain embodiments, R^e is a disubstituted naphthyl group (*i.e.*, wherein x is 2). In certain embodiments, R^e is a monosubstituted naphthyl group (*i.e.*, wherein x is 1). In certain embodiments, R^e is an unsubstituted naphthyl group (*i.e.*, wherein x is 0).

[0076] For example, in certain embodiments, R^e is a substituted or unsubstituted 1-naphthyl group of any one of the formulae:



wherein R^h is as defined below and herein.

[0077] In certain embodiments, R^e is a substituted or unsubstituted 2-naphthyl group of any one of the formulae:



wherein R^h is as defined below and herein.

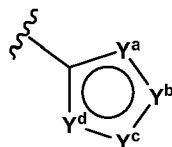
[0078] However, in certain embodiments, wherein G is $-OR^e$, then R^e is not C_{10} aryl (e.g., 1-naphthyl, 2-naphthyl).

[0079] In certain embodiments, R^e is 5–14 membered heteroaryl. In certain embodiments, R^e is a 5–10 membered heteroaryl substituted with 0, 1, 2, 3, 4 or 5 R^h groups. In certain embodiments, R^e is a 5–8 membered heteroaryl substituted with 0, 1, 2, 3, 4 or 5 R^h groups. In certain embodiments, R^e is a 5–6 membered heteroaryl substituted with 0, 1, 2, 3 or 4 R^h groups. In certain embodiments, R^e is a 9–10 membered heteroaryl substituted with 0, 1, 2, 3, 4 or 5 R^h groups.

[0080] Exemplary R^e heteroaryl groups include, but are not limited to, pyrrolyl, furanyl and thiophenyl, imidazolyl, pyrazolyl, oxazolyl, isoxazolyl, thiazolyl, isothiazolyl, triazolyl, oxadiazolyl, thiadiazolyl, tetrazolyl, pyridinyl (*e.g.*, 2-pyridinyl, 3-pyridinyl, 4-pyridinyl), pyridazinyl (*e.g.*, 3-pyridazinyl, 4-pyridazinyl), pyrimidinyl (*e.g.*, 2-pyrimidinyl, 4-pyrimidinyl, 5-pyrimidinyl), pyrazinyl, triazinyl, tetrazinyl, azepinyl, oxepinyl, thiepinyl, indolyl, isoindolyl, indazolyl, benzotriazolyl, benzothiophenyl, isobenzothiophenyl, benzofuranyl, benzoisofuranyl, benzimidazolyl, benzoxazolyl, benzisoxazolyl, benzoxadiazolyl, benzthiazolyl, benzisothiazolyl, benzthiadiazolyl, indoliziny, purinyl, naphthyridinyl, pteridinyl, quinolinyl, isoquinolinyl, cinnolinyl, quinoxalinyl, phthalazinyl, quinazolinyl, phenanthridinyl, dibenzofuranyl, carbazolyl, acridinyl, phenothiazinyl, phenoxazinyl and phenazinyl, wherein such groups are substituted with 0, 1, 2, 3, 4 or 5 R^h groups.

[0081] In certain embodiments, R^e is a 5-membered heteroaryl. In certain embodiments, R^e is a 5-membered heteroaryl substituted with 0, 1, 2 or 3 R^h groups. In certain embodiments, R^e is a 5-membered heteroaryl selected pyrrolyl, furanyl, thiophenyl, imidazolyl, pyrazolyl, oxazolyl, isoxazolyl, thiazolyl, isothiazolyl, triazolyl, oxadiazolyl, thiadiazolyl and tetrazolyl, wherein such groups are substituted with 0, 1, 2 or 3 R^h groups.

[0082] For example, in certain embodiments, R^e is a 5-membered heteroaryl of the formula:



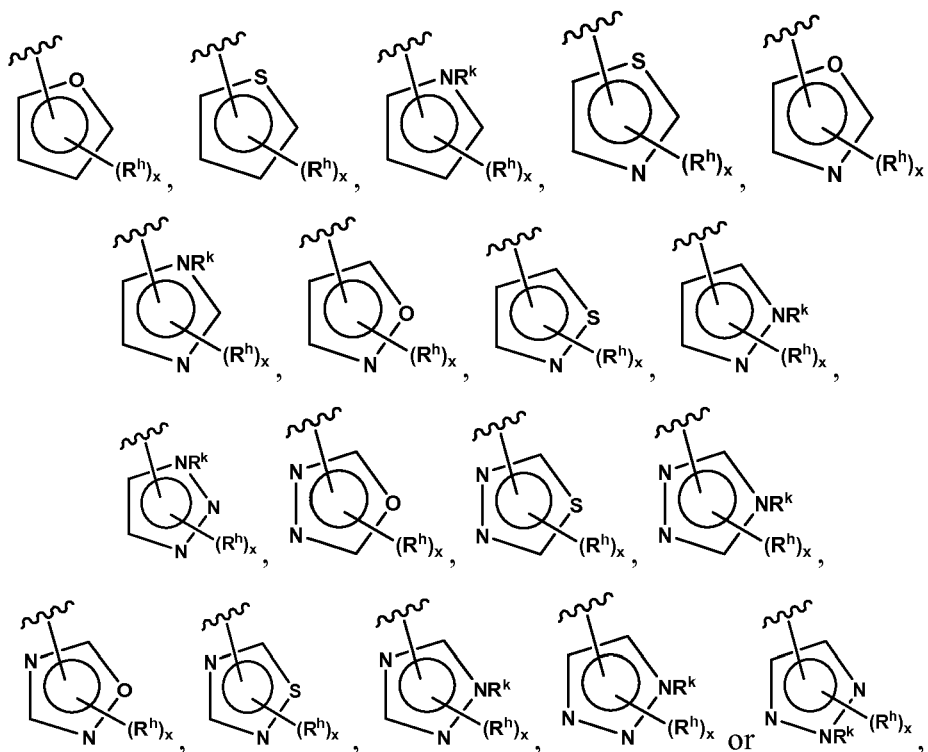
(i-d)

wherein Y^a , Y^b , Y^c and Y^d are, independently, selected from CH, CR^h , O, S, N, or NR^k , with the proviso that at least one of Y^a , Y^b , Y^c and Y^d is O, S, N or NR^k , and wherein R^h and R^k are defined below and herein.

[0083] In certain embodiments of the above formula (i-d), Y^a is O, S, N, or NR^k and Y^b , Y^c and Y^d are, independently, selected from CH, CR^h , NR^k or N. In certain embodiments of the above formula (i-d), Y^a is O, S, N, or NR^k and Y^b , Y^c and Y^d are, independently, selected from CH or CR^h . In certain embodiments of the above formula (i-d), Y^a is O, S, or NR^k , Y^c is N and Y^b and Y^d are, independently, selected from CH or CR^h .

[0084] In certain embodiments of the above formula (i-d), Y^b is O, S, or NR^k and Y^a , Y^c and Y^d are, independently, selected from CH, CR^h or N. In certain embodiments of the above formula (i-d), Y^b is O, S, or NR^k and Y^a , Y^c and Y^d are, independently, selected from CH or CR^h . In certain embodiments of the above formula (i-d), Y^b is O, S, or or NR^k , Y^d is N and Y^a and Y^c are, independently, selected from CH or CR^h .

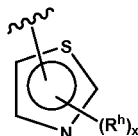
[0085] In certain embodiments, R^e is a substituted or unsubstituted 5-membered heteroaryl of any one of the formulae:



wherein x is 0, 1 or 2, and R^h and R^k are as defined below and herein. In certain embodiments, R^e is an unsubstituted 5-membered heteroaryl (*i.e.*, wherein x is 0). In certain embodiments, R^e is a substituted 5-membered heteroaryl (*e.g.*, wherein x is 1 or 2). In certain embodiments, R^e is a monosubstituted 5-membered heteroaryl (*i.e.*, wherein x is 1). In certain

embodiments, R^e is a disubstituted 5-membered heteroaryl (*i.e.*, wherein x is 2). In certain embodiments, x is 0, 1 or 2. In certain embodiments, x is 0 or 1.

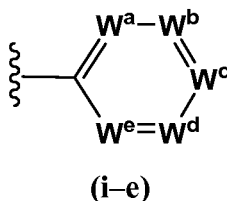
[0086] However, in certain embodiments, wherein G is $-OR^e$, R^e is not thiazolyl, *e.g.*, of the formula:



wherein x is 0, 1 or 2, and R^h and R^k are as defined below and herein.

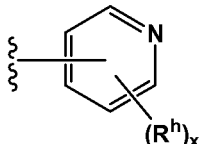
[0087] In certain embodiments, R^e is a 6-membered heteroaryl. In certain embodiments, R^e is a 6-membered heteroaryl substituted with 0, 1, 2, 3 or 4 R^h groups. In certain embodiments, R^e is a 6-membered heteroaryl selected from the group consisting of pyridinyl (*e.g.*, 2-pyridinyl, 3-pyridinyl, 4-pyridinyl), pyridazinyl (*e.g.*, 3-pyridazinyl, 4-pyridazinyl), pyrimidinyl (*e.g.* 2-pyrimidinyl, 4-pyrimidinyl, 5-pyrimidinyl), pyrazinyl, triazinyl and tetrazinyl, wherein such groups are substituted with 0, 1, 2, 3 or 4 R^h groups.

[0088] For example, in certain embodiments, R^e is a 6-membered heteroaryl group of the formula:



wherein W^a , W^b , W^c , W^d and W^e are, independently, selected from CH, CR^h or N, with the proviso that at least one of W^a , W^b , W^c , W^d , and W^e is N, and wherein R^h is as defined below and herein.

[0089] In certain embodiments, R^e is a pyridinyl group. In certain embodiments, R^e is a pyridinyl group substituted with 0, 1, 2, 3 or 4 R^h groups. For example, in certain embodiments, R^e is a pyridinyl group of the formula:

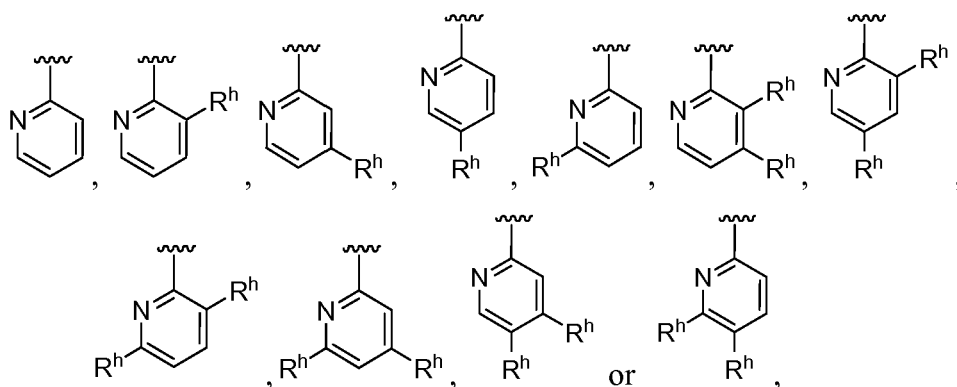


wherein x is 0, 1, 2, 3 or 4, and R^h is as defined below and herein. In certain embodiments, R^e is an unsubstituted pyridinyl (*i.e.*, wherein x is 0). In certain embodiments, R^e

is a substituted pyridinyl (*e.g.*, wherein x is 1, 2, 3 or 4). In certain embodiments, R^e is a monosubstituted pyridinyl (*i.e.*, wherein x is 1). In certain embodiments, R^e is a disubstituted pyridinyl (*i.e.*, wherein x is 2). In certain embodiments, R^e is a trisubstituted pyridinyl (*i.e.*, wherein x is 3). In certain embodiments, x is 0, 1, 2 or 3. In certain embodiments, x is 0, 1 or 2. In certain embodiments, x is 0 or 1.

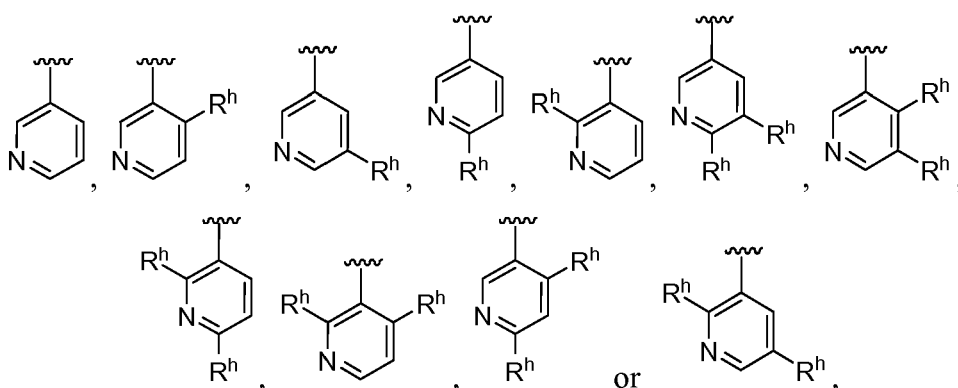
[0090] In certain embodiments, R^e is a 2-pyridinyl group, *e.g.*, of the formula (i-e) wherein W^a is N and W^b , W^c , W^d and W^e are, independently, CH or CR^h . In certain embodiments R^e is a 3-pyridinyl group, *e.g.*, of the formula (i-e) wherein W^b is N and W^a , W^c , W^d and W^e are, independently, CH or CR^h . In certain embodiments R^e is a 4-pyridinyl group, *e.g.*, of the formula (i-e) wherein W^c is N and W^a , W^b , W^d and W^e are, independently, CH or CR^h .

[0091] In certain embodiments, R^e is a substituted or unsubstituted 2-pyridinyl group of any one of the formulae:



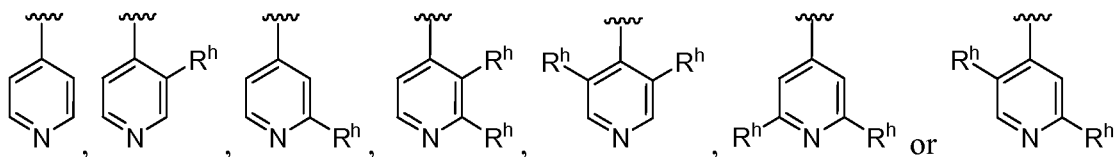
wherein R^h is as defined below and herein.

[0092] In certain embodiments, R^e is a substituted or unsubstituted 3-pyridinyl group of any one of the formulae:



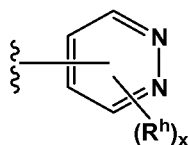
wherein R^h is as defined below and herein.

[0093] In certain embodiments, R^e is a substituted or unsubstituted 4-pyridinyl group of any one of the formulae:



wherein R^h is as defined below and herein.

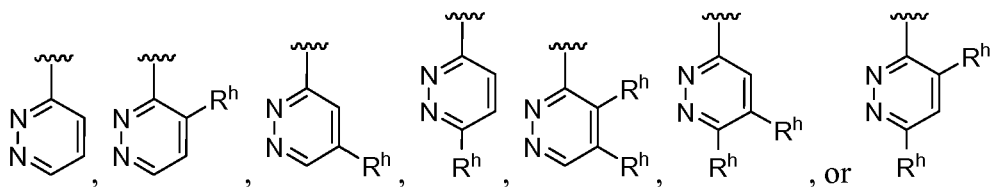
[0094] In certain embodiments, R^e is a pyridazinyl group. In certain embodiments, R^e is a pyridazinyl group substituted with 0, 1, 2 or 3 R^h groups. For example, in certain embodiments, R^e is a pyridazinyl group of the formula:



wherein x is 0, 1, 2 or 3, and R^h is as defined below and herein. In certain embodiments, R^e is an unsubstituted pyridazinyl (*i.e.*, wherein x is 0). In certain embodiments, R^e is a substituted pyridazinyl (*e.g.*, wherein x is 1, 2 or 3). In certain embodiments, R^e is a monosubstituted pyridazinyl (*i.e.*, wherein x is 1). In certain embodiments, R^e is a disubstituted pyridazinyl (*i.e.*, wherein x is 2). In certain embodiments, R^e is a trisubstituted pyridazinyl (*i.e.*, wherein x is 3). In certain embodiments, x is 0, 1, 2 or 3. In certain embodiments, x is 0, 1 or 2. In certain embodiments, x is 0 or 1.

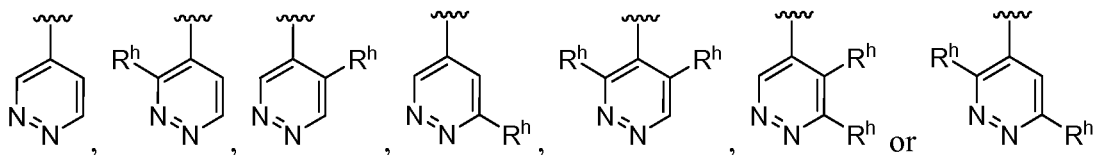
[0095] In certain embodiments, R^e is a 3-pyridazinyl group, *e.g.*, of the formula (i-e) wherein W^a and W^b are N and W^c , W^d and W^e are, independently, CH or CR^h . In certain embodiments R^e is a 4-pyridazinyl group, *e.g.*, of the formula (i-e) wherein W^b and W^c are N and W^a , W^d and W^e are, independently, CH or CR^h .

[0096] In certain embodiments, R^e is a substituted or unsubstituted 3-pyridazinyl group of any one of the formulae:



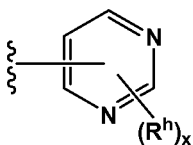
wherein R^h is as defined below and herein.

[0097] In certain embodiments, R^e is a substituted or unsubstituted 4-pyridazinyl group of any one of the formulae:



wherein R^h is as defined below and herein.

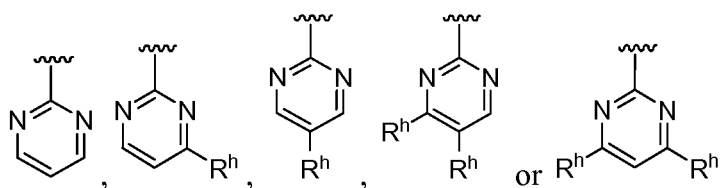
[0098] In certain embodiments, R^e is a pyrimidinyl group. In certain embodiments, R^e is a pyrimidinyl group substituted with 0, 1, 2 or 3 R^h groups. For example, in certain embodiments, R^e is a pyrimidinyl group of the formula:



wherein x is 0, 1, 2 or 3, and R^h is as defined below and herein. In certain embodiments, R^e is an unsubstituted pyrimidinyl (i.e., wherein x is 0). In certain embodiments, R^e is a substituted pyrimidinyl (e.g., wherein x is 1, 2 or 3). In certain embodiments, R^e is a monosubstituted pyrimidinyl (i.e., wherein x is 1). In certain embodiments, R^e is a disubstituted pyrimidinyl (i.e., wherein x is 2). In certain embodiments, R^e is a trisubstituted pyrimidinyl (i.e., wherein x is 3). In certain embodiments, x is 0, 1, 2 or 3. In certain embodiments, x is 0, 1 or 2. In certain embodiments, x is 0 or 1.

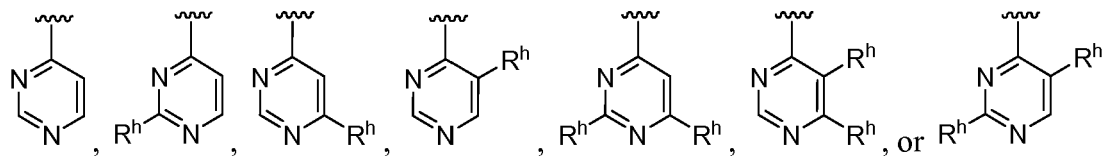
[0099] In certain embodiments, R^e is a 2-pyrimidinyl group, *e.g.*, of the formula (i-e) wherein W^a and W^e are N and W^b , W^c and W^d are, independently, CH or CR^h . In certain embodiments R^e is a 4-pyrimidinyl group, *e.g.*, of the formula (i-e) wherein W^a and W^c are N and W^b , W^d and W^e are, independently, CH or CR^h . In certain embodiments R^e is a 5-pyrimidinyl group, *e.g.*, of the formula (i-e) wherein W^b and W^d are N and W^a , W^c and W^e are, independently, CH or CR^h .

[00100] In certain embodiments, R^e is a substituted or unsubstituted 2-pyrimidinyl group of any one of the formulae:



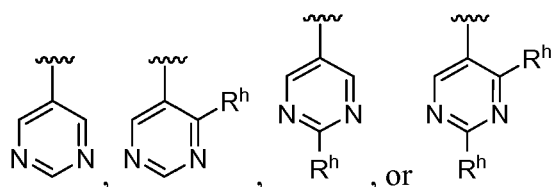
wherein R^h is as defined below and herein.

[00101] In certain embodiments, R^e is a substituted or unsubstituted 4-pyrimidinyl group of any one of the formulae:



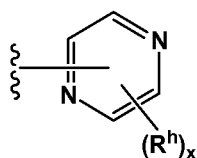
wherein R^h is as defined below and herein.

[00102] In certain embodiments, R^e is a substituted or unsubstituted 5-pyrimidinyl group of any one of the formulae:



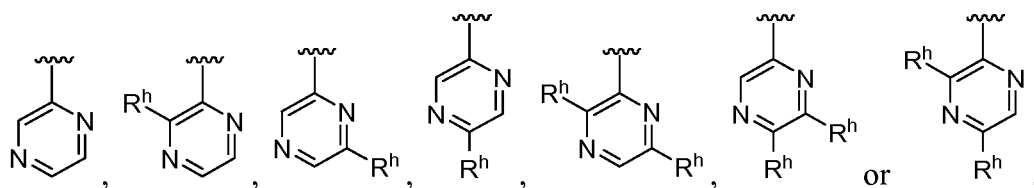
wherein R^h is as defined below and herein.

[00103] In certain embodiments, R^e is a pyrazinyl group. In certain embodiments, R^e is a pyrazinyl group substituted with 0, 1, 2 or 3 R^h groups. For example, in certain embodiments, R^e is a pyrazinyl group of the formula:



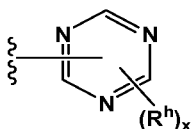
wherein x is 0, 1, 2 or 3, and R^h is as defined below and herein. In certain embodiments, R^e is an unsubstituted pyrazinyl (*i.e.*, wherein x is 0). In certain embodiments, R^e is a substituted pyrazinyl (*e.g.*, wherein x is 1, 2 or 3). In certain embodiments, R^e is a monosubstituted pyrazinyl (*i.e.*, wherein x is 1). In certain embodiments, R^e is a disubstituted pyrazinyl (*i.e.*, wherein x is 2). In certain embodiments, R^e is a trisubstituted pyrazinyl (*i.e.*, wherein x is 3). In certain embodiments, x is 0, 1, 2 or 3. In certain embodiments, x is 0, 1 or 2. In certain embodiments, x is 0 or 1.

[00104] In certain embodiments, R^e is a substituted or unsubstituted pyrazinyl group of any one of the formulae:



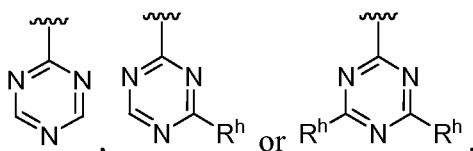
wherein R^h is as defined below and herein.

[00105] In certain embodiments R^e is a triazinyl group. In certain embodiments R^e is a triazinyl group substituted with 0, 1 or 2 R^h groups. For example, in certain embodiments, R^e is a triazinyl group of the formula:



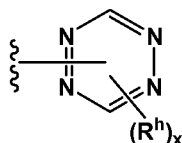
wherein x is 0, 1 or 2, and R^h is as defined below and herein. In certain embodiments, R^e is an unsubstituted pyrazinyl (*i.e.*, wherein x is 0). In certain embodiments, R^e is a substituted pyrazinyl (*e.g.*, wherein x is 1 or 2). In certain embodiments, R^e is a monosubstituted pyrazinyl (*i.e.*, wherein x is 1). In certain embodiments, R^e is a disubstituted pyrazinyl (*i.e.*, wherein x is 2). In certain embodiments, x is 0, 1 or 2. In certain embodiments, x is 0 or 1.

[00106] In certain embodiments, R^e is a substituted or unsubstituted triazinyl group of any one of the formulae:



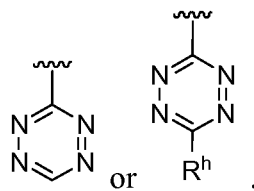
wherein R^h is as defined below and herein.

[00107] In certain embodiments R^e is a tetrazinyl group. In certain embodiments R^e is a tetrazinyl group substituted with 0 or 1 R^h groups. For example, in certain embodiments, R^e is a tetrazinyl group of the formula:



wherein x is 0 or 1, and R^h is as defined below and herein. In certain embodiments, R^e is an unsubstituted pyrazinyl (*i.e.*, wherein x is 0). In certain embodiments, R^e is a substituted pyrazinyl (*e.g.*, wherein x is 1). In certain embodiments, x is 0 or 1.

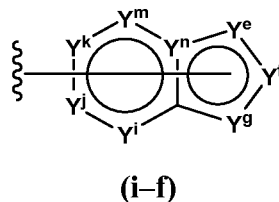
[00108] In certain embodiments, R^e is a substituted or unsubstituted tetrazinyl group of any one of the formulae:



wherein R^h is as defined below and herein.

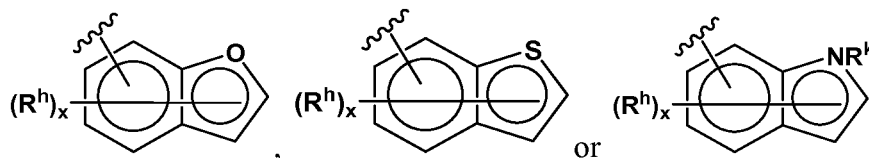
[00109] In certain embodiments, R^e is a 9-membered heteroaryl (*e.g.*, a 5,6-bicyclic heteroaryl). In certain embodiments, R^e is a 5,6-bicyclic heteroaryl substituted with 0, 1, 2, 3, 4 or 5 R^h groups. In certain embodiments, R^e is a 5,6-bicyclic heteroaryl selected from indolyl, isoindolyl, indazolyl, benzotriazolyl, benzothiophenyl, isobenzothiophenyl, benzofuranyl, benzoisofuranyl, benzimidazolyl, benzoxazolyl, benzisoxazolyl, benzoxadiazolyl, benzthiazolyl, benzisothiazolyl, benzthiadiazolyl, indoliziny, and purinyl, wherein such groups are substituted with 0, 1, 2, 3, 4 or 5 R^h groups.

[00110] For example, in certain embodiments, R^e is a 5,6-bicyclic heteroaryl of the formula:



wherein Y^e , Y^f , Y^g , Y^i , Y^j , Y^k and Y^m are, independently, C, CH, CR^h , O, S, N, or NR^k and Y^n is C or N, with the proviso that at least one of Y^e , Y^f , Y^g is selected from O, S, N or NR^k wherein R^h and R^k are as defined below and herein.

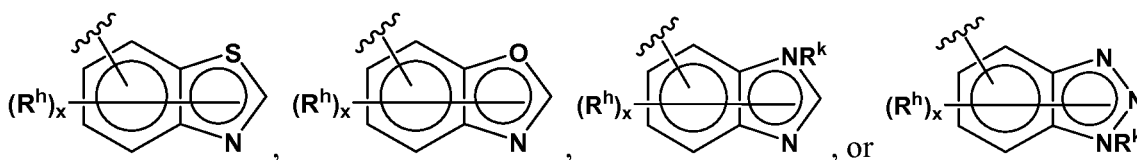
[00111] In certain embodiments, R^e is a 5,6-bicyclic heteroaryl group of the formula (i-f), wherein Y^e is selected from O, S, or NR^k , Y^n is C, and Y^f , Y^g , Y^i , Y^j , Y^k and Y^m are, independently, C, CH, or CR^h . For example, in certain embodiments, R^e is a 5,6-bicyclic heteroaryl group of the formulae:



wherein x is 0, 1, 2, 3, 4 or 5 and R^h and R^k are defined below and herein. In certain embodiments, R^e is an unsubstituted 5,6-bicyclic heteroaryl (*i.e.*, wherein x is 0). In certain

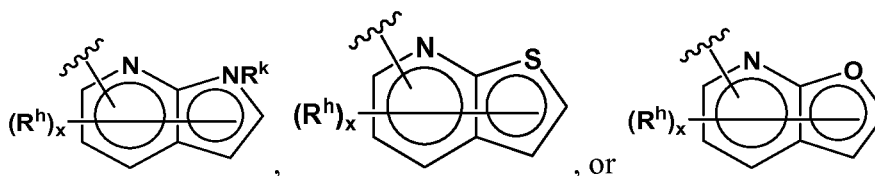
embodiments, R^e is a substituted 5,6-bicyclic heteroaryl (*e.g.*, wherein x is 1, 2, 3, 4 or 5). In certain embodiments, R^e is a monosubstituted 5,6-bicyclic heteroaryl (*i.e.*, wherein x is 1). In certain embodiments, R^e is a disubstituted 5,6-bicyclic heteroaryl (*i.e.*, wherein x is 2). In certain embodiments, R^e is a trisubstituted 5,6-bicyclic heteroaryl (*i.e.*, wherein x is 3). In certain embodiments, x is 0, 1, 2 or 3. In certain embodiments, x is 0, 1 or 2. In certain embodiments, x is 0 or 1.

[00112] In certain embodiments, R^e is a 5,6-bicyclic heteroaryl wherein Y^e is selected from O, S, or NR^k ; Y^g is N; Y^n is C; Y^f is C, CH, or CR^h or N, and Y^i , Y^j , Y^k and Y^m are, independently, C, CH, or CR^h . For example, in certain embodiments, R^e is a 5,6-bicyclic heteroaryl group of the formulae:



wherein x is 0, 1, 2, 3, 4 or 5 and R^h and R^k are defined below and herein. In certain embodiments, R^e is an unsubstituted 5,6-bicyclic heteroaryl (*i.e.*, wherein x is 0). In certain embodiments, R^e is a substituted 5,6-bicyclic heteroaryl (*e.g.*, wherein x is 1, 2, 3, 4 or 5). In certain embodiments, R^e is a monosubstituted 5,6-bicyclic heteroaryl (*i.e.*, wherein x is 1). In certain embodiments, R^e is a disubstituted 5,6-bicyclic heteroaryl (*i.e.*, wherein x is 2). In certain embodiments, R^e is a trisubstituted 5,6-bicyclic heteroaryl (*i.e.*, wherein x is 3). In certain embodiments, x is 0, 1, 2 or 3. In certain embodiments, x is 0, 1 or 2. In certain embodiments, x is 0 or 1.

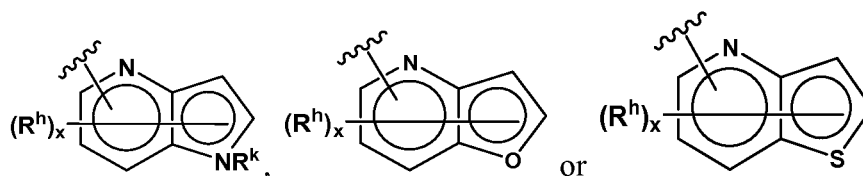
[00113] In certain embodiments, R^e is a 5,6-bicyclic heteroaryl wherein Y^e is NR^k , S or O; Y^m is N; Y^n is C; and Y^f , Y^g , Y^i , Y^j , and Y^k are, independently, C, CH, or CR^h . For example, in certain embodiments, R^e is a 5,6-bicyclic heteroaryl group of the formulae:



wherein x is 0, 1, 2, 3, 4 or 5 and R^h and R^k are defined below and herein. In certain embodiments, R^e is an unsubstituted 5,6-bicyclic heteroaryl (*i.e.*, wherein x is 0). In certain embodiments, R^e is a substituted 5,6-bicyclic heteroaryl (*e.g.*, wherein x is 1, 2, 3, 4 or 5). In certain embodiments, R^e is a monosubstituted 5,6-bicyclic heteroaryl (*i.e.*, wherein x is 1). In

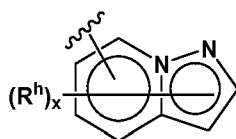
certain embodiments, R^e is a disubstituted 5,6-bicyclic heteroaryl (*i.e.*, wherein x is 2). In certain embodiments, R^e is a trisubstituted 5,6-bicyclic heteroaryl (*i.e.*, wherein x is 3). In certain embodiments, x is 0, 1, 2 or 3. In certain embodiments, x is 0, 1 or 2. In certain embodiments, x is 0 or 1.

[00114] In certain embodiments, R^e is a 5,6-bicyclic heteroaryl wherein Y^g is O, S, or NR^k ; Y^m is N; Y^n is C; and Y^e , Y^f , Y^i , Y^j and Y^k are, independently, C, CH, or CR^h . For example, in certain embodiments, R^e is a 5,6-bicyclic heteroaryl group of the formulae:



wherein x is 0, 1, 2, 3, 4 or 5 and R^h and R^k are defined below and herein. In certain embodiments, R^e is an unsubstituted 5,6-bicyclic heteroaryl (*i.e.*, wherein x is 0). In certain embodiments, R^e is a substituted 5,6-bicyclic heteroaryl (*e.g.*, wherein x is 1, 2, 3, 4 or 5). In certain embodiments, R^e is a monosubstituted 5,6-bicyclic heteroaryl (*i.e.*, wherein x is 1). In certain embodiments, R^e is a disubstituted 5,6-bicyclic heteroaryl (*i.e.*, wherein x is 2). In certain embodiments, R^e is a trisubstituted 5,6-bicyclic heteroaryl (*i.e.*, wherein x is 3). In certain embodiments, x is 0, 1, 2 or 3. In certain embodiments, x is 0, 1 or 2. In certain embodiments, x is 0 or 1.

[00115] In certain embodiments, R^e is a 5,6-bicyclic heteroaryl wherein Y^e is selected from N; Y^n is N; and Y^f , Y^i , Y^j , Y^k and Y^m are, independently, C, CH, or CR^h . For example, in certain embodiments, R^e is a 5,6-bicyclic heteroaryl group of the formula:

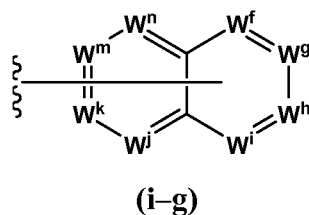


wherein x is 0, 1, 2, 3, 4 or 5 and R^h and R^k are defined below and herein. In certain embodiments, R^e is an unsubstituted 5,6-bicyclic heteroaryl (*i.e.*, wherein x is 0). In certain embodiments, R^e is a substituted 5,6-bicyclic heteroaryl (*e.g.*, wherein x is 1, 2, 3, 4 or 5). In certain embodiments, R^e is a monosubstituted 5,6-bicyclic heteroaryl (*i.e.*, wherein x is 1). In certain embodiments, R^e is a disubstituted 5,6-bicyclic heteroaryl (*i.e.*, wherein x is 2). In certain embodiments, R^e is a trisubstituted 5,6-bicyclic heteroaryl (*i.e.*, wherein x is 3). In

certain embodiments, x is 0, 1, 2 or 3. In certain embodiments, x is 0, 1 or 2. In certain embodiments, x is 0 or 1.

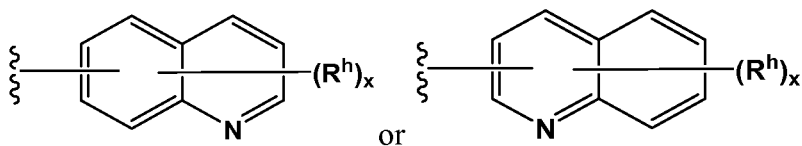
[00116] In certain embodiments, R^e is a 10-membered heteroaryl (*e.g.*, a 6,6-bicyclic heteroaryl). In certain embodiments, R^e is a 6,6-bicyclic heteroaryl substituted with 0, 1, 2, 3, 4 or 5 R^h groups. In certain embodiments, R^e is a 6,6-bicyclic heteroaryl selected from naphthyridinyl, pteridinyl, quinolinyl, isoquinolinyl, cinnolinyl, quinoxalinyl, phthalazinyl and quinazolinyl, wherein such groups are substituted with 0, 1, 2, 3, 4 or 5 R^h groups.

[00117] For example, in certain embodiments, R^e is a 6,6-bicyclic heteroaryl of the formula:



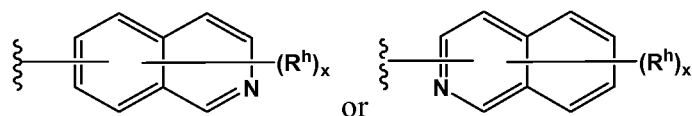
wherein W^f , W^g , W^h , W^i , W^j , W^k , W^m and W^n are, independently, selected from C, CH, CR^h or N, with the proviso that at least one of W^f , W^g , W^h , W^i , W^j , W^k , W^m and W^n is N, and wherein R^h is as defined below and herein.

[00118] In certain embodiments, R^e is a quinolinyl group; *e.g.*, of the formula (i-g) wherein W^i is N and W^g , W^h , W^f , W^j , W^k , W^m and W^n are, independently, C, CH, or CR^h . For example, in certain embodiments, R^e is a quinolinyl group of the formulae:



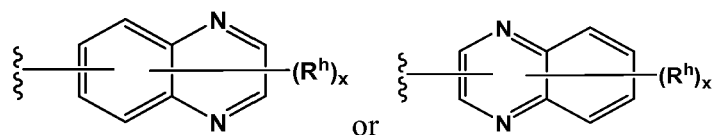
wherein x is 0, 1, 2, 3, 4 or 5, and R^h is as defined below and herein. In certain embodiments, R^e is an unsubstituted quinolinyl (*i.e.*, wherein x is 0). In certain embodiments, R^e is a substituted quinolinyl (*e.g.*, wherein x is 1, 2, 3, 4 or 5). In certain embodiments, R^e is a monosubstituted quinolinyl (*i.e.*, wherein x is 1). In certain embodiments, R^e is a disubstituted quinolinyl (*i.e.*, wherein x is 2). In certain embodiments, R^e is a trisubstituted quinolinyl (*i.e.*, wherein x is 3). In certain embodiments, x is 0, 1, 2 or 3. In certain embodiments, x is 0, 1 or 2. In certain embodiments, x is 0 or 1.

[00119] In certain embodiments, R^e is an isoquinolinyl group; *e.g.*, of the formula (i-g) wherein W^h is N and W^f , W^g , W^i , W^j , W^k , W^m and W^n are, independently, C, CH, or CR^h . For example, in certain embodiments, R^e is an isoquinolinyl group of the formulae:



wherein x is 0, 1, 2, 3, 4 or 5, and R^h is as defined below and herein. In certain embodiments, R^e is an unsubstituted isoquinolinyl (*i.e.*, wherein x is 0). In certain embodiments, R^e is a substituted isoquinolinyl (*e.g.*, wherein x is 1, 2, 3, 4 or 5). In certain embodiments, R^e is a monosubstituted isoquinolinyl (*i.e.*, wherein x is 1). In certain embodiments, R^e is a disubstituted isoquinolinyl (*i.e.*, wherein x is 2). In certain embodiments, R^e is a trisubstituted isoquinolinyl (*i.e.*, wherein x is 3). In certain embodiments, x is 0, 1, 2 or 3. In certain embodiments, x is 0, 1 or 2. In certain embodiments, x is 0 or 1.

[00120] In certain embodiments, R^e is a quinoxaliny group; *e.g.*, of the formula **(i-g)** wherein W^f and W^i are N and W^g , W^h , W^j , W^k , W^m and W^n are, independently, C, CH, or CR^h . For example, in certain embodiments, R^e is a quinoxaliny group of the formulae:



wherein x is 0, 1, 2, 3, 4 or 5, and R^h is as defined below and herein. In certain embodiments, R^e is an unsubstituted quinoxaliny (*i.e.*, wherein x is 0). In certain embodiments, R^e is a substituted quinoxaliny (*e.g.*, wherein x is 1, 2, 3, 4 or 5). In certain embodiments, R^e is a monosubstituted quinoxaliny (*i.e.*, wherein x is 1). In certain embodiments, R^e is a disubstituted quinoxaliny (*i.e.*, wherein x is 2). In certain embodiments, R^e is a trisubstituted quinoxaliny (*i.e.*, wherein x is 3). In certain embodiments, x is 0, 1, 2 or 3. In certain embodiments, x is 0, 1 or 2. In certain embodiments, x is 0 or 1.

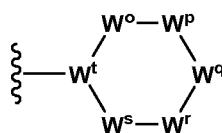
[00121] In certain embodiments, R^e is a 3–14 membered heterocyclyl. In certain embodiments, R^e is a 3–14 membered heterocyclyl substituted with 0, 1, 2, 3, 4 or 5 R^h groups. In certain embodiments, R^e is a 5–10 membered heterocyclyl substituted with 0, 1, 2, 3, 4 or 5 R^h groups. In certain embodiments, R^e is a 5–8 membered heterocyclyl substituted with 0, 1, 2, 3, 4 or 5 R^h groups. In certain embodiments, R^e is a 5–6 membered heterocyclyl substituted with 0, 1, 2, 3, 4 or 5 R^h groups. In certain embodiments, R^e is a 9–10 membered heterocyclyl substituted with 0, 1, 2, 3, 4 or 5 R^h groups.

[00122] Exemplary heterocyclyl R^e groups include, but are not limited to, azirdinyl, oxiranyl, thiorenlyl, azetidiny, oxetanyl, thietanyl, tetrahydrofuranyl, dihydrofuranyl,

tetrahydrothiophenyl, dihydrothiophenyl, pyrrolidinyl, dihydropyrrolyl, pyrrolyl-2,5-dione, dioxolanyl, oxathiolanyl, dithiolanyl, triazolinyl, oxadiazolinyl, thiadiazolinyl, piperidinyl, tetrahydropyranyl, dihydropyridinyl, thianyl, piperazinyl, morpholinyl, dithianyl, dioxanyl, triazinanyl, azepanyl, oxepanyl, thiepanyl, azocanyl, oxecanyl, thiocanyl, indolinyl, isoindolinyl, dihydrobenzofuranyl, dihydrobenzothienyl, tetrahydrobenzothienyl, tetrahydrobenzofuranyl, tetrahydroindolyl, tetrahydroquinolinyl, tetrahydroisoquinolinyl, decahydroquinolinyl, decahydroisoquinolinyl, octahydrochromenyl, octahydroisochromenyl, decahydronaphthyridinyl, decahydro-1,8-naphthyridinyl, octahydropyrrolo[3,2-b]pyrrole, indolinyl, phthalimidyl, naphthalimidyl, chromanyl, chromenyl, 1H-benzo[e][1,4]diazepinyl, 1,4,5,7-tetrahydropyrano[3,4-b]pyrrolyl, 5,6-dihydro-4H-furo[3,2-b]pyrrolyl, 6,7-dihydro-5H-furo[3,2-b]pyranyl, 5,7-dihydro-4H-thieno[2,3-c]pyranyl, 2,3-dihydro-1H-pyrrolo[2,3-b]pyridinyl, 2,3-dihydrofuro[2,3-b]pyridinyl, 4,5,6,7-tetrahydro-1H-pyrrolo[2,3-b]pyridinyl, 4,5,6,7-tetrahydrofuro[3,2-c]pyridinyl, and 4,5,6,7-tetrahydrothieno[3,2-b]pyridinyl, 1,2,3,4-tetrahydro-1,6-naphthyridinyl, wherein such groups are substituted with 0, 1, 2, 3, 4 or 5 R^h groups.

[00123] In certain embodiments, R^e is a 6-membered heterocyclyl substituted with 0, 1, 2, 3, 4 or 5 R^h groups. In certain embodiments, R^e is a 6-membered heterocyclyl selected from piperidinyl, tetrahydropyranyl, dihydropyridinyl, thianyl, piperazinyl, morpholinyl, dithianyl, dioxanyl, and triazinanyl, wherein such groups are substituted with 0, 1, 2, 3, 4 or 5 R^h groups.

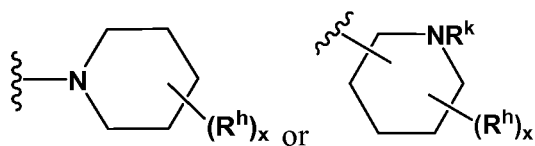
[00124] For example, in certain embodiments, R^e is a 6-membered heterocyclyl of the formula:



(i-h)

wherein W^o , W^p , W^q , W^r , and W^s are, independently, selected from CH_2 , CHR^h , $C(R^h)_2$, NR^k , O or S, and W^t is N, CH, CR^h , with the proviso that at least one of W^o , W^p , W^q , W^r and W^s is selected from N, NR^k , O or S, and wherein R^h and R^k are defined below and herein.

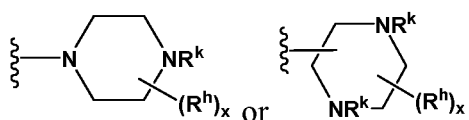
[00125] In certain embodiments, R^e is a piperidinyl group. In certain embodiments, R^e is a piperidinyl group substituted with 0, 1, 2, 3, 4 or 5 R^h groups, *e.g.*, of the formulae:



wherein x is 0, 1, 2, 3, 4 or 5, and R^h and R^k are as defined below and herein. In certain embodiments, R^e is an unsubstituted piperidinyl (*i.e.*, wherein x is 0). In certain embodiments, R^e is a substituted piperidinyl (*e.g.*, wherein x is 1, 2, 3, 4 or 5). In certain embodiments, R^e is a monosubstituted piperidinyl (*i.e.*, wherein x is 1). In certain embodiments, R^e is a disubstituted piperidinyl (*i.e.*, wherein x is 2). In certain embodiments, R^e is a trisubstituted piperidinyl (*i.e.*, wherein x is 3). In certain embodiments, x is 0, 1, 2 or 3. In certain embodiments, x is 0, 1 or 2. In certain embodiments, x is 0 or 1.

[00126] In certain embodiments, R^e is a 1-piperidinyl group, *e.g.*, of the formula **(i-h)** wherein W^t is N and W^o, W^p, W^q, W^r, and W^s are, independently, selected from CH₂, CHR^h, C(R^h)₂. In certain embodiments, R^e is a 2-piperidinyl group, *e.g.*, of the formula **(i-h)** wherein W^o is NR^k; W^p, W^q, W^r, and W^s are, independently, CHR^h, C(R^h)₂, or CH₂; and W^t is CH or CR^h. In certain embodiments, R^e is a 3-piperidinyl group, *e.g.*, of the formula **(i-h)** wherein W^p is NR^k; W^o, W^q, W^r, and W^s are, independently, CHR^h, C(R^h)₂, or CH₂; and W^t is CH or CR^h. In certain embodiments, R^e is a 4-piperidinyl group, *e.g.*, of the formula **(i-h)** wherein W^q is NR^k; W^o, W^p, W^r, and W^s are, independently, CHR^h, C(R^h)₂, or CH₂; and W^t is CH or CR^h.

[00127] In certain embodiments, R^e is a piperazinyl group. In certain embodiments, R^e is a piperazinyl group substituted with 0, 1, 2, 3 or 4 R^h groups, *e.g.*, of the formulae:

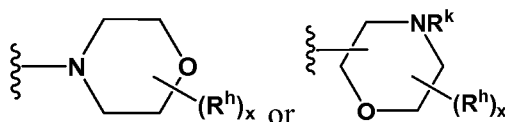


wherein x is 0, 1, 2, 3, 4 or 5, and R^h and R^k are as defined below and herein. In certain embodiments, R^e is an unsubstituted piperazinyl (*i.e.*, wherein x is 0). In certain embodiments, R^e is a substituted piperazinyl (*e.g.*, wherein x is 1, 2, 3, 4 or 5). In certain embodiments, R^e is a monosubstituted piperazinyl (*i.e.*, wherein x is 1). In certain embodiments, R^e is a disubstituted piperazinyl (*i.e.*, wherein x is 2). In certain embodiments, R^e is a trisubstituted piperazinyl (*i.e.*, wherein x is 3). In certain embodiments, x is 0, 1, 2 or 3. In certain embodiments, x is 0, 1 or 2. In certain embodiments, x is 0 or 1.

[00128] In certain embodiments, R^e is a 1-piperazinyl group, *e.g.*, of the formula **(i-h)** wherein W^t is N, W^q is NR^k and W^o, W^p, W^r, and W^s are, independently, selected from CH₂,

CHR^h , $\text{C(R}^h)_2$. In certain embodiments, R^e is a 2-piperazinyl group, *e.g.*, of the formula **(i-h)** wherein W^o and W^r are independently NR^k and W^p , W^q , W^r , and W^s are, independently, CHR^h , $\text{C(R}^h)_2$, or CH_2 ; and W^t is CH or CR^h .

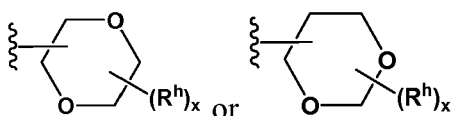
[00129] In certain embodiments, R^e is a morpholinyl group. In certain embodiments, R^e is a morpholinyl group substituted with 0, 1, 2, 3 or 4 R^h groups, *e.g.*, of the formulae:



wherein x is 0, 1, 2, 3, 4 or 5, and R^h and R^k are as defined below and herein. In certain embodiments, R^e is an unsubstituted morpholinyl (*i.e.*, wherein x is 0). In certain embodiments, R^e is a substituted morpholinyl (*e.g.*, wherein x is 1, 2, 3, 4 or 5). In certain embodiments, R^e is a monosubstituted morpholinyl (*i.e.*, wherein x is 1). In certain embodiments, R^e is a disubstituted morpholinyl (*i.e.*, wherein x is 2). In certain embodiments, R^e is a trisubstituted morpholinyl (*i.e.*, wherein x is 3). In certain embodiments, x is 0, 1, 2 or 3. In certain embodiments, x is 0, 1 or 2. In certain embodiments, x is 0 or 1.

[00130] In certain embodiments, R^e is a morpholinyl group of the formula **(i-h)** wherein W^t is N , W^q is O and W^o , W^p , W^r , and W^s are, independently, selected from CH_2 , CHR^h , $\text{C(R}^h)_2$.

[00131] In certain embodiments, R^e is a dioxanyl group. In certain embodiments, R^e is a dioxanyl group substituted with 0, 1, 2, 3 or 4 R^h groups, *e.g.*, of the formulae:



wherein x is 0, 1, 2, 3, 4 or 5, and R^h and R^k are as defined below and herein. In certain embodiments, R^e is an unsubstituted dioxanyl (*i.e.*, wherein x is 0). In certain embodiments, R^e is a substituted dioxanyl (*e.g.*, wherein x is 1, 2, 3, 4 or 5). In certain embodiments, R^e is a monosubstituted dioxanyl (*i.e.*, wherein x is 1). In certain embodiments, R^e is a disubstituted dioxanyl (*i.e.*, wherein x is 2). In certain embodiments, R^e is a trisubstituted dioxanyl (*i.e.*, wherein x is 3). In certain embodiments, x is 0, 1, 2 or 3. In certain embodiments, x is 0, 1 or 2. In certain embodiments, x is 0 or 1.

[00132] In certain embodiments, R^e is a dioxanyl group, *e.g.*, of the formula **(i-h)** wherein W^o and W^r are O and W^p , W^q , W^r , and W^s are, independently, CHR^h , $\text{C(R}^h)_2$, or CH_2 ; and W^t is CH or CR^h .

[00133] Other 6-membered heterocycyl R^e groups encompassed by formula **(i-h)** include monosaccharide sugars, *e.g.*, for example, pyranosides selected from ribose, arabinose, xylose, lyxose, allose, altrose, glucose, mannose, gulose, iodose, galactose and talose.

[00134] In certain embodiments, R^e is a C₃₋₁₀ carbocycl. In certain embodiments, R^e is a C₃₋₁₀ carbocycl substituted with 0, 1, 2, 3, 4, or 5 R^h groups. In certain embodiments, R^e is a C₅₋₈ carbocycl substituted with 0, 1, 2, 3, 4, or 5 R^h groups. In certain embodiments, R^e is a C₅₋₆ carbocycl substituted with 0, 1, 2, 3 or 4 R^h groups. In certain embodiments, R^e is a C₉₋₁₀ carbocycl substituted with 0, 1, 2, 3, 4, or 5 R^h groups.

[00135] Exemplary R^e C₃₋₁₀ carbocycyl groups include, but are not limited to, cyclopropyl, cyclobutyl, cyclopentyl, cyclopentenyl, cyclohexyl, cyclohexenyl, cyclohexadienyl, cycloheptyl, and cycloheptadienyl, wherein such groups are substituted with 0, 1, 2, 3, 4, or 5 R^h groups.

R^f of Group G

[00136] As defined generally above, in certain embodiments, wherein G is selected from $-\text{SO}_2\text{NR}^f\text{R}^e$, $-\text{PO}_2\text{NR}^f\text{R}^e$, $-(\text{C}=\text{O})\text{NR}^f\text{R}^e$, $-\text{ONR}^f\text{R}^e$, $-\text{ONR}^f(\text{C}=\text{O})\text{R}^e$, $-\text{ONR}^f\text{SO}_2\text{R}^e$, $-\text{ONR}^f\text{PO}_2\text{R}^e$, $-\text{ONR}^f\text{PO}_2\text{OR}^e$, $-\text{NR}^f\text{SO}_2\text{R}^e$, $-\text{NR}^f\text{PO}_2\text{R}^e$, $-\text{NR}^f\text{PO}_2\text{OR}^e$, $-\text{OPO}_2\text{NR}^f\text{R}^e$, $-\text{NR}^f\text{R}^e$, $-\text{NR}^f(\text{C}=\text{O})\text{R}^e$, $-\text{NR}^f(\text{C}=\text{O})\text{OR}^e$, $-\text{O}(\text{C}=\text{O})\text{NR}^f\text{R}^e$, $-\text{NR}^f(\text{C}=\text{NR}^f)\text{NR}^f\text{R}^e$, $-\text{O}(\text{C}=\text{NR}^f)\text{NR}^f\text{R}^e$, $-\text{NR}^f(\text{C}=\text{NR}^f)\text{OR}^e$, and $-\text{[N(R}^f)_2\text{R}^e]^+\text{X}^-$ wherein X^- is a counterion, each R^f attached to a nitrogen atom is, independently, selected from $-\text{H}$ or C_{1-10} alkyl, or an amino protecting group, or R^e and R^f are joined to form an 3–14 membered heterocyclyl ring or an 5–14 membered heteroaryl ring.

[00137] In certain embodiments, R^f is H or a C₁₋₁₀ alkyl group.

[00138] In certain embodiments, R^f is H.

[00139] In certain embodiments, R^f is a C₁₋₁₀ alkyl group. In certain embodiments, R^f is C₁₋₁₀ alkyl substituted with 0, 1, 2, 3, 4, or 5 R^h groups. Exemplary R^f alkyl groups include, but are not limited to, methyl, ethyl, propyl, allyl, and benzyl. In certain embodiments, R^f an unsubstituted methyl, *i.e.*, -CH₃. In certain embodiments, R^f an unsubstituted ethyl, *i.e.*, -CH₂CH₃.

[00140] In certain embodiments, R^f is an amino protecting group. For example, in certain embodiments, R^f is selected from $-OH$, $-OR^i$, $-N(R^k)_2$, $-C(=O)R^i$, $-C(=O)N(R^k)_2$, $-CO_2R^i$, $-SO_2R^i$, $-C(=NR^k)R^i$, $-C(=NR^k)OR^j$, $-C(=NR^k)N(R^k)_2$, $-SO_2N(R^k)_2$, $-SO_2R^i$, $-SO_2OR^i$, $-SOR^i$,

$C(=S)N(R^k)_2$, $-C(=O)SR^i$, $-C(=S)SR^i$, C_{1-10} alkyl (*e.g.*, aralkyl), C_{2-10} alkenyl, C_{2-10} alkynyl, C_{3-10} carbocyclyl, 3–14 membered heterocyclyl, C_{6-14} aryl, and 5–14 membered heteroaryl groups, wherein each alkyl, alkenyl, alkynyl, carbocyclyl, heterocyclyl, aralkyl, aryl, and heteroaryl is independently substituted with 0, 1, 2, 3, 4, or 5 R^m groups, wherein R^i , R^k , R^m are as defined below and herein.

[00141] However, in certain embodiments, G is $-NR^eR^f$ and R^f is $-H$ or C_{1-3} alkyl, then R^e is not C_{1-6} alkyl or thiazolyl.

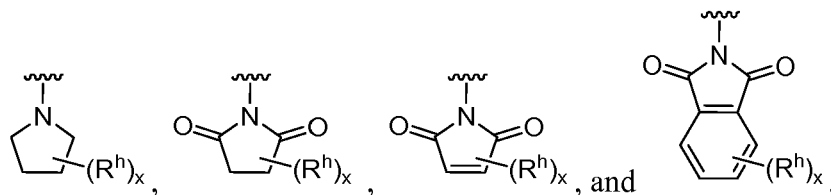
[00142] Moreover, in certain embodiments, wherein G is $-OC(=O)NR^fR^e$, then R^e and R^f are not both $-CH_3$.

[00143] Alternatively, in certain embodiments, R^e and R^f are joined to form an 3–14 membered heterocyclyl ring or an 5–14 membered heteroaryl ring; *e.g.*, for example, when G is $-SO_2NR^fR^e$, $-PO_2NR^fR^e$, $-(C=O)NR^fR^e$, $-ONR^fR^e$, $-OPO_2NR^fR^e$, $-NR^fR^e$, $-O(C=O)NR^fR^e$, $-NR^f(C=NR^f)NR^fR^e$, $-O(C=NR^f)NR^fR^e$, and $-[N(R^f)_2R^e]^+X^-$ wherein X^- is a counterion. In certain embodiments, wherein R^e and R^f are joined to form an 3–14 membered heterocyclyl ring or an 5–14 membered heteroaryl ring, the heterocyclyl ring or heteroaryl ring are substituted with 0, 1, 2, 3, 4 or 5 R^h groups, as defined below and herein.

[00144] In certain embodiments, R^e and R^f are joined to form an 3–14 membered heterocyclyl ring. In certain embodiments, R^e and R^f are joined to form a 3–14 membered heterocyclyl ring substituted with 0, 1, 2, 3, 4 or 5 R^h groups. In certain embodiments, and R^f are joined to form a 5–10 membered heterocyclyl ring substituted with 0, 1, 2, 3, 4, or 5 R^h groups. In certain embodiments, R^e and R^f are joined to form a 5–8 membered heterocyclyl ring substituted with 0, 1, 2, 3, 4, or 5 R^h groups. In certain embodiments, R^e and R^f are joined to form a 5–6 membered heterocyclyl ring substituted with 0, 1, 2 or 3 R^h groups. In certain embodiments, R^e and R^f are joined to form a 9–10 membered heterocyclyl ring substituted with 0, 1, 2, 3, 4, or 5 R^h groups.

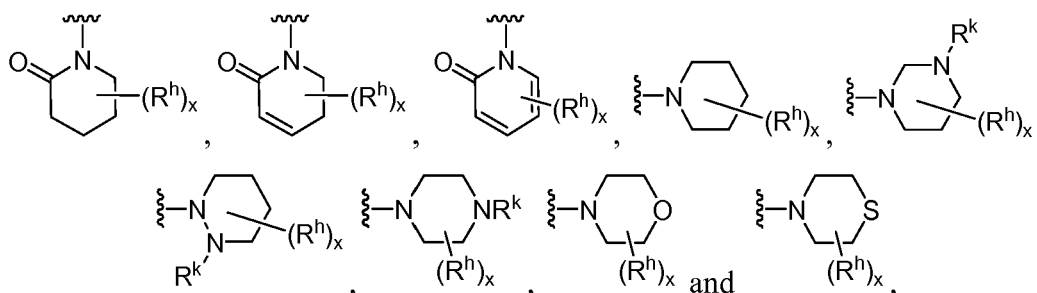
[00145] In certain embodiments, R^e and R^f are joined to form a heterocyclyl group selected from azirdinyl, azetidiny, pyrrolidinyl, dihydropyrrolyl, pyrrolyl-2,5-dione, triazolinyl, oxadiazolinyl, thiadiazolinyl, piperidinyl, dihydropyridinyl, thianyl, piperazinyl, morpholinyl, triazinanyl, azepanyl, oxepanyl, thiepanyl, azocanyl, indolinyl, isoindolinyl, tetrahydrobenzothienyl, tetrahydroindolyl, tetrahydroquinolinyl, tetrahydroisoquinolinyl, decahydroquinolinyl, decahydroisoquinolinyl, indolinyl, and phthalimidyl, wherein such groups are substituted with 0, 1, 2, 3, 4 or 5 R^h groups.

[00146] For example, in certain embodiments, R^e and R^f are joined to form a 5-membered heterocyclyl ring selected from the group:



wherein x is 0, 1, 2 or 3, wherein R^h and R^k are as defined below and herein.

[00147] In certain embodiments, R^e and R^f are joined to form a 6-membered heterocyclyl ring selected from the group:

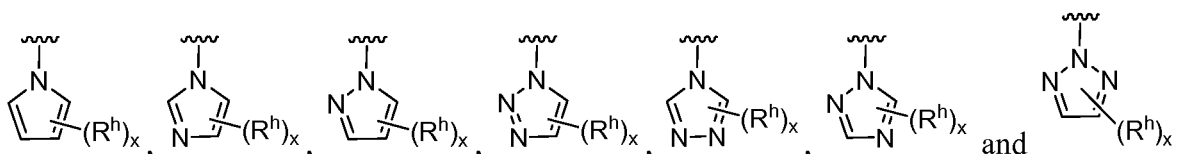


wherein x is 0, 1, 2 or 3, wherein R^h and R^k are as defined below and herein.

[00148] However, in certain embodiments, wherein G is $-NR^eR^f$, then R^e and R^f are not joined to form a pyrrolidinyl, piperidinyl or azepanyl ring.

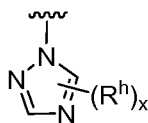
[00149] In certain embodiments, R^e and R^f are joined to form a 5–14 membered heteroaryl ring. In certain embodiments, R^e and R^f are joined to form a 5–14 membered heteroaryl ring substituted with 0, 1, 2, 3, 4, or 5 R^h groups. In certain embodiments, R^e and R^f are joined to form a 5–10 membered heteroaryl ring substituted with 0, 1, 2, 3, 4, or 5 R^h groups. In certain embodiments, R^e and R^f are joined to form a 5–8 membered heteroaryl ring substituted with 0, 1, 2, 3 or 4 R^h groups. In certain embodiments, R^e and R^f are joined to form a 5–6 membered heteroaryl ring substituted with 0, 1, 2, 3 or 4 R^h groups. In certain embodiments, R^e and R^f are joined to form a 9–10 membered heteroaryl ring substituted with 0, 1, 2, 3, 4, or 5 R^h groups.

[00150] In certain embodiments, R^e and R^f are joined to form a 5-membered heteroaryl ring selected from:



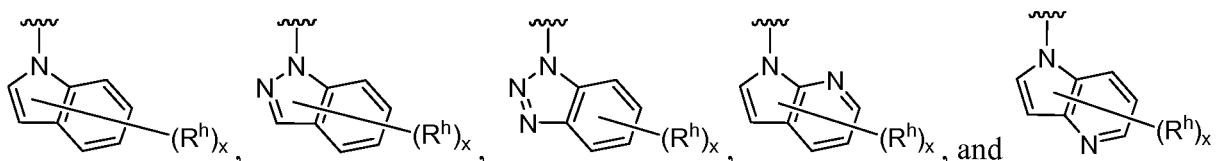
wherein x is 0, 1 or 2, and R^h and R^k are as defined below and herein.

[00151] However, in certain embodiments, wherein G is $-\text{NR}^f\text{R}^e$, R^e and R^f are not joined to form a 1,2,4-triazolyl ring, *e.g.* of the formula:



wherein x is 0 or 1, and R^h is as defined below and herein.

[00152] In certain embodiments, R^e and R^f are joined to form a 9-membered heteroaryl (“5,6-bicyclic heteroaryl”) ring selected from:



wherein x is 0, 1, 2 or 3 and R^h and R^k are as defined below and herein.

Group G substituents

Embodiments of R^h

[00153] As used above and herein each instance of R^h is, independently, selected from halogen (fluoro ($-\text{F}$), bromo ($-\text{Br}$), chloro ($-\text{Cl}$), and iodo ($-\text{I}$)), $-\text{CN}$, $-\text{NO}_2$, $-\text{N}_3$, $-\text{SO}_2\text{H}$, $-\text{SO}_3\text{H}$, $-\text{OH}$, $-\text{OR}^i$, $-\text{ON}(\text{R}^k)_2$, $-\text{N}(\text{R}^k)_2$, $-\text{N}(\text{R}^k)_3^+\text{X}^-$, $-\text{N}(\text{OR}^j)\text{R}^k$, $-\text{SH}$, $-\text{SR}^i$, $-\text{SSR}^j$, $-\text{C}(=\text{O})\text{R}^i$, $-\text{CO}_2\text{H}$, $-\text{CHO}$, $-\text{CO}_2\text{R}^i$, $-\text{OC}(=\text{O})\text{R}^i$, $-\text{OCO}_2\text{R}^i$, $-\text{C}(=\text{O})\text{N}(\text{R}^k)_2$, $-\text{OC}(=\text{O})\text{N}(\text{R}^k)_2$, $-\text{NR}^k\text{C}(=\text{O})\text{R}^i$, $-\text{NR}^k\text{CO}_2\text{R}^i$, $-\text{NR}^k\text{C}(=\text{O})\text{N}(\text{R}^k)_2$, $-\text{C}(=\text{NR}^k)\text{R}^i$, $-\text{C}(=\text{NR}^k)\text{OR}^i$, $-\text{OC}(=\text{NR}^k)\text{R}^i$, $-\text{OC}(=\text{NR}^k)\text{OR}^i$, $-\text{C}(=\text{NR}^k)\text{N}(\text{R}^k)_2$, $-\text{OC}(=\text{NR}^k)\text{N}(\text{R}^k)_2$, $-\text{NR}^k\text{C}(=\text{NR}^k)\text{N}(\text{R}^k)_2$, $-\text{C}(=\text{O})\text{NR}^k\text{SO}_2\text{R}^i$, $-\text{NR}^k\text{SO}_2\text{R}^i$, $-\text{SO}_2\text{N}(\text{R}^k)_2$, $-\text{SO}_2\text{R}^i$, $-\text{SO}_2\text{OR}^i$, $-\text{OSO}_2\text{R}^i$, $-\text{S}(=\text{O})\text{R}^i$, $-\text{OS}(=\text{O})\text{R}^i$, $-\text{Si}(\text{R}^i)_3$, $-\text{OS}^i(\text{R}^i)_3$, $-\text{C}(=\text{S})\text{N}(\text{R}^k)_2$, $-\text{C}(=\text{O})\text{SR}^i$, $-\text{C}(=\text{S})\text{SR}^i$, $-\text{SC}(\text{S})\text{SR}^i$, $-\text{P}(=\text{O})_2\text{R}^i$, $-\text{OP}(=\text{O})_2\text{R}^i$, $-\text{P}(=\text{O})(\text{R}^i)_2$, $-\text{OP}(=\text{O})(\text{R}^i)_2$, $-\text{OP}(=\text{O})(\text{OR}^j)_2$, $-\text{P}(=\text{O})_2\text{N}(\text{R}^k)_2$, $-\text{OP}(=\text{O})_2\text{N}(\text{R}^k)_2$, $-\text{P}(=\text{O})(\text{NR}^k)_2$, $-\text{OP}(=\text{O})(\text{NR}^k)_2$, $-\text{NR}^k\text{P}(=\text{O})(\text{OR}^j)_2$, $-\text{NR}^k\text{P}(=\text{O})(\text{NR}^k)_2$, $-\text{P}(\text{R}^j)_2$, $-\text{P}(\text{R}^j)_3$, $-\text{OP}(\text{R}^j)_2$, $-\text{OP}(\text{R}^j)_3$, $-\text{B}(\text{OR}^j)_2$, $-\text{BR}^i(\text{OR}^j)$, C_{1-10} alkyl, C_{1-10} perhaloalkyl, C_{2-10} alkenyl, C_{2-10} alkynyl, C_{3-14} carbocyclyl, 3–14 membered heterocyclyl, C_{6-14} aryl, and 5–14 membered heteroaryl, wherein each alkyl, alkenyl, alkynyl, carbocyclyl, heterocyclyl, aryl, and heteroaryl is independently substituted with 0, 1, 2, 3, 4, or 5 R^m groups;

each instance of R^i is, independently, selected from C_{1-10} alkyl, C_{1-10} perhaloalkyl, C_{2-10} alkenyl, C_{2-10} alkynyl, C_{3-10} carbocyclyl, 3–14 membered heterocyclyl, C_{6-14} aryl, and 5–14

membered heteroaryl, wherein each alkyl, alkenyl, alkynyl, carbocyclyl, heterocyclyl, aryl, and heteroaryl is independently substituted with 0, 1, 2, 3, 4, or 5 R^m groups;

each instance of R^k is, independently, selected from hydrogen, $-OH$, $-OR^i$, $-N(R^j)_2$, $-CN$, $-C(=O)R^i$, $-C(=O)N(R^j)_2$, $-CO_2R^i$, $-SO_2R^i$, $-C(=NR^j)OR^i$, $-C(=NR^j)N(R^j)_2$, $-SO_2N(R^j)_2$, $-SO_2R^j$, $-SO_2OR^j$, $-SOR^i$, $-C(=S)N(R^j)_2$, $-C(=O)SR^j$, $-C(=S)SR^j$, $-P(=O)_2R^i$, $-P(=O)(R^i)_2$, $-P(=O)_2N(R^j)_2$, $-P(=O)(NR^j)_2$, C_{1-10} alkyl, C_{1-10} perhaloalkyl, C_{2-10} alkenyl, C_{2-10} alkynyl, C_{3-10} carbocyclyl, 3–14 membered heterocyclyl, C_{6-14} aryl, and 5–14 membered heteroaryl, or two R_j groups attached to an N atom are joined to form a 3–14 membered heterocyclyl or 5–14 membered heteroaryl ring, wherein each alkyl, alkenyl, alkynyl, carbocyclyl, heterocyclyl, aryl, and heteroaryl is independently substituted with 0, 1, 2, 3, 4, or 5 R^m groups;

each instance of R^j is, independently, selected from hydrogen, C_{1-10} alkyl, C_{1-10} perhaloalkyl, C_{2-10} alkenyl, C_{2-10} alkynyl, C_{3-10} carbocyclyl, 3–14 membered heterocyclyl, C_{6-14} aryl, and 5–14 membered heteroaryl, or two R_j groups attached to an N atom are joined to form a 3–14 membered heterocyclyl or 5–14 membered heteroaryl ring, wherein each alkyl, alkenyl, alkynyl, carbocyclyl, heterocyclyl, aryl, and heteroaryl is independently substituted with 0, 1, 2, 3, 4, or 5 R^m groups;

each instance of R^m is, independently, selected from fluoro ($-F$), bromo ($-Br$), chloro ($-Cl$), and iodo ($-I$), $-CN$, $-NO_2$, $-N_3$, $-SO_2H$, $-SO_3H$, $-OH$, $-OR^o$, $-ON(R^n)_2$, $-N(R^n)_2$, $-N(R^n)_3^+X^-$, $-N(OR^o)R^n$, $-SH$, $-SR^o$, $-SSR^o$, $-C(=O)R^o$, $-CO_2H$, $-CO_2R^o$, $-OC(=O)R^o$, $-OCO_2R^o$, $-C(=O)N(R^n)_2$, $-OC(=O)N(R^n)_2$, $-NR^nC(=O)R^o$, $-NR^nCO_2R^o$, $-NR^nC(=O)N(R^n)_2$, $-C(=NR^n)OR^o$, $-OC(=NR^n)R^o$, $-OC(=NR^n)OR^o$, $-C(=NR^n)N(R^n)_2$, $-OC(=NR^n)N(R^n)_2$, $-NR^nC(=NR^n)N(R^n)_2$, $-NR^nSO_2R^o$, $-SO_2N(R^n)_2$, $-SO_2R^o$, $-SO_2OR^o$, $-OSO_2R^o$, $-S(=O)R^o$, $-Si(R^o)_3$, $-OSi(R^o)_3$, $-C(=S)N(R^n)_2$, $-C(=O)SR^o$, $-C(=S)SR^o$, $-SC(=S)SR^o$, $-P(=O)_2R^o$, $-P(=O)(R^o)_2$, $-OP(=O)(R^o)_2$, $-OP(=O)(OR^o)_2$, C_{1-6} alkyl, C_{1-6} perhaloalkyl, C_{2-6} alkenyl, C_{2-6} alkynyl, C_{3-10} carbocyclyl, 3–14 membered heterocyclyl, C_{6-14} aryl, 5–14 membered heteroaryl, wherein each alkyl, alkenyl, alkynyl, carbocyclyl, heterocyclyl, aryl, and heteroaryl is independently substituted with 0, 1, 2, 3, 4, or 5 R_p groups, or two geminal R^m substituents can be joined to form $=O$ or $=S$;

each instance of R^o is, independently, selected from C_{1-6} alkyl, C_{1-6} perhaloalkyl, C_{2-6} alkenyl, C_{2-6} alkynyl, C_{3-10} carbocyclyl, C_{6-10} aryl, 3–10 membered heterocyclyl, and 3–10

membered heteroaryl, wherein each alkyl, alkenyl, alkynyl, carbocyclyl, heterocyclyl, aryl, and heteroaryl is independently substituted with 0, 1, 2, 3, 4, or 5 R^p groups;

each instance of Rⁿ is, independently, selected from hydrogen, C₁₋₆ alkyl, C₁₋₆ perhaloalkyl, C₂₋₆ alkenyl, C₂₋₆ alkynyl, C₃₋₁₀ carbocyclyl, 3-10 membered heterocyclyl, C₆₋₁₀ aryl and 5-10 membered heteroaryl, or two Rⁿ groups attached to an N atom are joined to form a 3-14 membered heterocyclyl or 5-14 membered heteroaryl ring, wherein each alkyl, alkenyl, alkynyl, carbocyclyl, heterocyclyl, aryl, and heteroaryl is independently substituted with 0, 1, 2, 3, 4, or 5 R^p groups; and

each instance of R^p is, independently, fluoro (-F), bromo (-Br), chloro (-Cl), and iodo (-I), -CN, -NO₂, -N₃, -SO₂H, -SO₃H, -OH, -OC₁₋₆ alkyl, -ON(C₁₋₆ alkyl)₂, -N(C₁₋₆ alkyl)₂, -N(C₁₋₆ alkyl)₃X, -NH(C₁₋₆ alkyl)₂X, -NH₂(C₁₋₆ alkyl)X, -NH₃X, -N(OC₁₋₆ alkyl)(C₁₋₆ alkyl), -N(OH)(C₁₋₆ alkyl), -NH(OH), -SH, -SC₁₋₆ alkyl, -SS(C₁₋₆ alkyl), -C(=O)(C₁₋₆ alkyl), -CO₂H, -CO₂(C₁₋₆ alkyl), -OC(=O)(C₁₋₆ alkyl), -OCO₂(C₁₋₆ alkyl), -C(=O)NH₂, -C(=O)N(C₁₋₆ alkyl)₂, -OC(=O)NH(C₁₋₆ alkyl), -NHC(=O)(C₁₋₆ alkyl), -N(C₁₋₆ alkyl)C(=O)(C₁₋₆ alkyl), -NHCO₂(C₁₋₆ alkyl), -NHC(=O)N(C₁₋₆ alkyl)₂, -NHC(=O)NH(C₁₋₆ alkyl), -NHC(=O)NH₂, -C(=NH)O(C₁₋₆ alkyl), -OC(=NH)(C₁₋₆ alkyl), -OC(=NH)OC₁₋₆ alkyl, -C(=NH)N(C₁₋₆ alkyl)₂, -C(=NH)NH(C₁₋₆ alkyl), -C(=NH)NH₂, -OC(=NH)N(C₁₋₆ alkyl)₂, -OC(NH)NH(C₁₋₆ alkyl), -OC(NH)NH₂, -NHC(NH)N(C₁₋₆ alkyl)₂, -NHC(=NH)NH₂, -NH₂SO₂(C₁₋₆ alkyl), -SO₂N(C₁₋₆ alkyl)₂, -SO₂NH(C₁₋₆ alkyl), -SO₂NH₂, -SO₂C₁₋₆ alkyl, -SO₂OC₁₋₆ alkyl, -OSO₂C₁₋₆ alkyl, -SOC₁₋₆ alkyl, -Si(C₁₋₆ alkyl)₃, -OSi(C₁₋₆ alkyl)₃, -C(=S)N(C₁₋₆ alkyl)₂, C(=S)NH(C₁₋₆ alkyl), C(=S)NH₂, -C(=O)S(C₁₋₆ alkyl), -C(=S)SC₁₋₆ alkyl, -SC(=S)SC₁₋₆ alkyl, -P(=O)₂(C₁₋₆ alkyl), -P(=O)(C₁₋₆ alkyl)₂, -OP(=O)(C₁₋₆ alkyl)₂, -OP(=O)(OC₁₋₆ alkyl)₂, C₁₋₆ alkyl, C₁₋₆ perhaloalkyl, C₂₋₆ alkenyl, C₂₋₆ alkynyl, C₃₋₁₀ carbocyclyl, C₆₋₁₄ aryl, 3-14 membered heterocyclyl, 5-14 membered heteroaryl; or two geminal R^p substituents can be joined to form =O or =S;

wherein X⁻ is a counterion.

[00154] In certain embodiments, R^h is selected from fluoro (-F), bromo (-Br), chloro (-Cl), and iodo (-I), -CN, -NO₂, -OH, -ORⁱ, -SRⁱ, -SO₂H, -SO₃H, -N(R^k)₂, -N(R^k)₃⁺X⁻, -C(=O)Rⁱ, -CO₂H, -CHO, -CO₂Rⁱ, -OC(=O)Rⁱ, -OCO₂Rⁱ, -C(=O)N(R^k)₂, -OC(=O)N(R^k)₂, -NR^kC(=O)Rⁱ, -NR^kCO₂Rⁱ, -NR^kC(=O)N(R^k)₂, -C(=NR^k)Rⁱ, -C(=NR^k)ORⁱ, -OC(=NR^k)Rⁱ, -OC(=NR^k)ORⁱ, -C(=NR^k)N(R^k)₂, -OC(=NR^k)N(R^k)₂, -NR^kC(=NR^k)N(R^k)₂, -C(=O)NR^kSO₂Rⁱ, -NR^kSO₂Rⁱ, -SO₂N(R^k)₂, -SO₂Rⁱ, -SO₂ORⁱ, -OSO₂Rⁱ, -S(=O)Rⁱ, -OS(=O)Rⁱ, -C(=S)N(R^k)₂, -C(=O)SRⁱ, -

$C(=S)SR^i$, $-SC(S)SR^i$, $-P(=O)_2R^i$, $-OP(=O)_2R^i$, $-P(=O)(R^i)_2$, $-OP(=O)(R^i)_2$, $-OP(=O)(OR^j)_2$, $-P(=O)_2N(R^k)_2$, $-OP(=O)_2N(R^k)_2$, $-P(=O)(NR^k)_2$, $-OP(=O)(NR^k)_2$, $-NR^kP(=O)(OR^j)_2$, $-NR^kP(=O)(NR^k)_2$, $-B(OR^j)_2$, $-BR^i(OR^j)$, C_{1-10} alkyl, $-C_{1-10}$ perhaloalkyl, C_{3-14} carbocyclyl, 3–14 membered heterocyclyl, C_{6-14} aryl, and 5–14 membered heteroaryl, wherein each alkyl, carbocyclyl, heterocyclyl, aryl, and heteroaryl is independently substituted with 0, 1, 2, 3, 4, or 5 R^m groups; and wherein X^- is a counterion.

[00155] In certain embodiments, R^h is selected from fluoro ($-F$), bromo ($-Br$), chloro ($-Cl$), and iodo ($-I$), $-CN$, $-NO_2$, $-OH$, $-OR^i$, $-SR^i$, $-N(R^k)_2$, $-N(R^k)_3^+X^-$, $-C(=O)R^i$, $-CO_2R^i$, $-CO_2H$, $-OC(=O)R^i$, $-OCO_2R^i$, $-C(=O)N(R^k)_2$, $-OC(=O)N(R^k)_2$, $-NR^kC(=O)R^i$, $-NR^kCO_2R^i$, $-NR^kC(=O)N(R^k)_2$, $-C(=O)NR^kSO_2R^i$, $-NR^kSO_2R^i$, $-SO_2N(R^k)_2$, $-SO_2R^i$, C_{1-10} alkyl, C_6 aryl, and 5–6 membered heteroaryl, wherein each alkyl, aryl, and heteroaryl is independently substituted with 0, 1, 2, 3 or 4 R^m groups; and wherein X^- is a counterion.

[00156] In certain embodiments, R^h is $-OR^i$, *e.g.*, selected from $-OCH_3$, $-OCF_3$, $-OCH_2CH_3$, $-OCH_2CF_3$, $-OiPr$ and $-OnBu$.

[00157] In certain embodiments, R^h is $-SR^i$, *e.g.*, selected from $-SCH_3$.

[00158] In certain embodiments, R^h is $-N(R^k)_2$ or $-N(R^k)_3^+X^-$, *e.g.*, selected from $-NH_2$ and $-NH_3^+X^-$.

[00159] In certain embodiments, R^h is $-C(=O)R^i$, *e.g.*, selected from $-C(=O)CH_3$.

[00160] In certain embodiments, R^h is $-CO_2R^i$, *e.g.*, selected from $-CO_2CH_3$.

[00161] In certain embodiments, R^h is $-C(=O)N(R^k)_2$, *e.g.*, selected from $-C(=O)NHOH$, $-C(=O)NH_2$, $-C(=O)NHCH_3$, $-C(=O)N(CH_3)_2$, $-C(=O)NHCH_2CH_3$, $-C(=O)NHCH_2CF_3$, $-C(=O)NH(CH_2)_{1-6}NH_3^+X^-$, $-C(=O)NHCH_2C(=O)OCH_3$, $-C(=O)NHCH_2C(=O)OH$ and $-C(=O)NHCH_2CH_2OH$.

[00162] In certain embodiments, R^h is $-OC(=O)R^i$, *e.g.*, selected from $-OC(=O)CH_3$.

[00163] In certain embodiments, R^h is $-OCO_2R^i$, *e.g.*, selected from $-OCO_2CH_3$.

[00164] In certain embodiments, R^h is $-OC(=O)N(R^k)_2$, *e.g.*, selected from $-OC(=O)NH_2$.

[00165] In certain embodiments, R^h is $-NR^kC(=O)R^i$, *e.g.*, selected from $-NHC(=O)CH_3$.

[00166] In certain embodiments, R^h is $-NR^kCO_2R^i$, *e.g.*, selected from $-NHC(=O)OCH_3$ and $-NHC(=O)OtBu$.

[00167] In certain embodiments, R^h is $-NR^kC(=O)N(R^k)_2$, *e.g.*, selected from $-NHC(=O)NH_2$.

[00168] In certain embodiments, R^h is $-C(=O)NR^kSO_2R^i$, *e.g.*, selected from $-C(=O)NHSO_2CH_3$, $-C(=O)NHSO_2CH_2CH_3$, $-C(=O)NHSO_2C_5H_9$ and $-C(=O)NHSO_2iBu$.

[00169] In certain embodiments, R^h is $-NR^kSO_2R^i$, *e.g.*, selected from $-NHSO_2CH_3$.

[00170] In certain embodiments, R^h is $-SO_2N(R^k)_2$, *e.g.*, selected from $-SO_2NH_2$, $-SO_2N(CH_3)_2$.

[00171] In certain embodiments, R^h is $-SO_2R^i$, *e.g.*, selected from $-SO_2CH_3$, $-SO_2CH_2CH_3$, $-SO_2C_5H_9$ and $-SO_2iBu$.

[00172] In certain embodiments, R^h is C_{1-10} alkyl, *e.g.*, selected from $-CH_3$, $-CH_2CH_3$, $-iPr$, $-nBu$, $-CF_3$, $-CH_2CH_2CO_2Me$, $-CH_2CH_2CO_2H$ and $-CH_2CH_2CO_2NH_2$.

[00173] In certain embodiments, R^h is selected from $-C(=O)R^i$, $-CO_2H$, and $-SO_2R^i$. In certain embodiments, R^h is $-C(=O)R^i$. In certain embodiments, R^h is $-SO_2R^i$. In certain embodiments, R^h is $-CO_2H$ or $-SO_2CH_3$. In certain embodiments, R^h is $-CO_2H$. In certain embodiments, R^h is $-SO_2CH_3$.

[00174] In certain embodiments, each instance of R^h is, independently, selected from fluoro ($-F$), bromo ($-Br$), chloro ($-Cl$), iodo ($-I$), $-NH_2$, $-NH_3^+X^-$, $-CN$, $-NO_2$, $-SO_2CH_3$, $-SO_2CH_2CH_3$, $-SO_2C_5H_9$, $-SO_2iBu$, $-SO_2NH_2$, $-SO_2N(CH_3)_2$, $-C(=O)NHSO_2CH_3$, $-C(=O)NHSO_2CH_2CH_3$, $-C(=O)NHSO_2C_5H_9$, $-C(=O)NHSO_2iBu$, $-C(=O)CH_3$, $-CO_2H$, $-CO_2CH_3$, $-OC(=O)CH_3$, $-OCO_2CH_3$, $-C(=O)NHOH$, $-C(=O)NH_2$, $-C(=O)NHCH_3$, $-C(=O)N(CH_3)_2$, $-C(=O)NHCH_2CH_3$, $-C(=O)NHCH_2CF_3$, $-C(=O)NH(CH_2)_{1-6}NH_3^+X^-$, $-OC(O)NH_2$, $-NHC(=O)CH_3$, $-NHC(=O)OCH_3$, $-NHC(=O)OtBu$, $-NHC(=O)NH_2$, $-NHSO_2CH_3$, $-CH_3$, $-CH_2CH_3$, $-iPr$, $-nBu$, $-CF_3$, $-OH$, $-OCH_3$, $-SCH_3$, $-OCF_3$, $-OCH_2CH_3$, $-OCH_2CF_3$, $-OiPr$, $-OnBu$, $-CH_2CH_2CO_2Me$, $-CH_2CH_2CO_2H$, $-CH_2CH_2CO_2NH_2$, $-C(=O)NHCH_2C(=O)OCH_3$, $-C(=O)NHCH_2C(=O)OH$, $-C(=O)NHCH_2CH_2OH$, C_6 aryl substituted with 0, 1, or 2 R^m groups and 5-6 membered heteroaryl substituted with 0, 1, or 2 R^m groups; and wherein X^- is a counterion.

[00175] In certain embodiments, R^h is a C_6 aryl (*e.g.*, phenyl) substituted with 0, 1, or 2 R^m groups. In certain embodiments, R^h is a C_6 aryl (*e.g.*, phenyl) substituted with 1 R^m group, and R^m is $-CO_2H$, $-CO_2CH_3$, $-CO_2CH_2CH_3$, and $-C(=O)NH_2$.

[00176] In certain embodiments, R^h is a 5-6 membered heteroaryl substituted with 0, 1, or 2 R^m groups. In certain embodiments, R^h is a 5 membered heteroaryl substituted with 0, 1, or 2 R^m groups. Exemplary 5 membered heteroaryl R^h groups include, but are not limited to, pyrrolyl,

furanyl, thiophenyl, imidazolyl, pyrazolyl, oxazolyl, isoxazolyl, thiazolyl, isothiazolyl, triazolyl, oxadiazolyl, thiadiazolyl, and tetrazolyl, wherein such groups are substituted with 0 or 1 R^m groups. In certain embodiments, the R^h 5 membered heteroaryl group is selected from pyrazolyl and oxadiazolyl, wherein such groups are substituted with 0 or 1 R^m groups.

Embodiments of R^i

[00177] In certain embodiments, each instance of R^i is, independently, selected from C_{1-10} alkyl, C_{1-10} perhaloalkyl, C_{2-10} alkenyl, C_{2-10} alkynyl, C_{3-10} carbocyclyl, 3–14 membered heterocyclyl, C_{6-14} aryl, and 5–14 membered heteroaryl, wherein each alkyl, carbocyclyl, heterocyclyl, aryl, and heteroaryl is unsubstituted.

[00178] In certain embodiments, R^i is unsubstituted C_{1-10} alkyl. In certain embodiments, R^i is C_{1-10} perhaloalkyl. In certain embodiments, R^i is unsubstituted C_{2-10} alkenyl. In certain embodiments, R^i is unsubstituted C_{2-10} alkynyl. In certain embodiments, R^i is unsubstituted C_{3-10} carbocyclyl. In certain embodiments, R^i is unsubstituted 3–14 membered heterocyclyl. In certain embodiments, R^i is unsubstituted C_{6-14} aryl. In certain embodiments, R^i is unsubstituted 5–14 membered heteroaryl.

Embodiments of R^m

[00179] In certain embodiments, each instance of R^m is, independently, selected from fluoro (–F), bromo (–Br), chloro (–Cl), and iodo (–I), –CN, –NO₂, –SO₂H, –SO₃H, –OH, –OR^o, –ON(Rⁿ)₂, –N(Rⁿ)₂, –N(Rⁿ)₃⁺X[–], –N(OR^o)Rⁿ, –SH, –SR^o, –SSR^o, –C(=O)R^o, –CO₂H, –CO₂R^o, –OC(=O)R^o, –OCO₂R^o, –C(=O)N(Rⁿ)₂, –OC(=O)N(Rⁿ)₂, –NRⁿC(=O)R^o, –NRⁿCO₂R^o, –NRⁿC(=O)N(Rⁿ)₂, –C(=NRⁿ)OR^o, –OC(=NRⁿ)R^o, –OC(=NRⁿ)OR^o, –C(=NRⁿ)N(Rⁿ)₂, –OC(=NRⁿ)N(Rⁿ)₂, –NRⁿC(=NRⁿ)N(Rⁿ)₂, –NRⁿSO₂R^o, –SO₂N(Rⁿ)₂, –SO₂R^o, –SO₂OR^o, –OSO₂R^o, –S(=O)R^o, –C(=S)N(Rⁿ)₂, –C(=O)SR^o, –C(=S)SR^o, –SC(=S)SR^o, –P(=O)₂R^o, –P(=O)(R^o)₂, –OP(=O)(R^o)₂, –OP(=O)(OR^o)₂, C_{1-6} alkyl, C_{1-6} perhaloalkyl, C_{3-10} carbocyclyl, 3–14 membered heterocyclyl, C_{6-14} aryl, 5–14 membered heteroaryl, wherein each alkyl, alkenyl, alkynyl, carbocyclyl, heterocyclyl, aryl, and heteroaryl is independently substituted with 0, 1, 2, 3, 4, or 5 R^p groups.

[00180] In certain embodiments, each instance of R^m is, independently, selected from fluoro (–F), bromo (–Br), chloro (–Cl), and iodo (–I), –CN, –NO₂, –SO₂H, –SO₃H, –OH, –OR^o, –

ON(Rⁿ)₂, -N(Rⁿ)₂, -N(Rⁿ)₃⁺X⁻, -N(OR^o)Rⁿ, -SH, -SR^o, -SSR^o, -C(=O)R^o, -CO₂H, -CO₂R^o, -OC(=O)R^o, -OCO₂R^o, -C(=O)N(Rⁿ)₂, -OC(=O)N(Rⁿ)₂, -NR_nC(=O)R^o, -NRⁿCO₂R^o, -NRⁿC(=O)N(Rⁿ)₂, -C(=NRⁿ)OR^o, -OC(=NRⁿ)R^o, -OC(=NRⁿ)OR^o, -C(=NRⁿ)N(Rⁿ)₂, -OC(=NRⁿ)N(Rⁿ)₂, -NRⁿC(=NRⁿ)N(Rⁿ)₂, -NRⁿSO₂R^o, -SO₂N(Rⁿ)₂, -SO₂R^o, -SO₂OR^o, -OSO₂R^o, -S(=O)R^o, -C(=S)N(Rⁿ)₂, -C(=O)SR^o, -C(=S)SR^o, -SC(=S)SR^o, -P(=O)₂R^o, -P(=O)(R^o)₂, -OP(=O)(R^o)₂, -OP(=O)(OR^o)₂, C₁₋₆ alkyl, C₁₋₆ perhaloalkyl, C₃₋₁₀ carbocyclyl, 3-14 membered heterocyclyl, C₆₋₁₄ aryl, 5-14 membered heteroaryl.

[00181] In certain embodiments, R^m is selected from fluoro (-F), bromo (-Br), chloro (-Cl), and iodo (-I), -NH₂, -NH₃⁺X⁻, -CN, -NO₂, -SO₂CH₃, -SO₂CH₂CH₃, -SO₂C₅H₉, -SO₂iBu, -SO₂NH₂, -SO₂N(CH₃)₂, -C(=O)NHSO₂CH₃, -C(=O)NHSO₂CH₂CH₃, -C(=O)NHSO₂C₅H₉, -C(=O)NHSO₂iBu, -C(=O)CH₃, -CO₂H, -CO₂CH₃, -OC(=O)CH₃, -OCO₂CH₃, -C(=O)NHOH, -C(=O)NH₂, -C(=O)NHCH₃, -C(=O)N(CH₃)₂, -C(=O)NHCH₂CH₃, -C(=O)NHCH₂CF₃, -C(=O)NH(CH₂)₁₋₆NH₃⁺X⁻, -OC(O)NH₂, -NHC(=O)CH₃, -NHC(=O)OCH₃, -NHC(=O)OtBu, -NHC(=O)NH₂, -NHSO₂CH₃, -CH₃, -CH₂CH₃, -iPr, -nBu, -CF₃, -OH, -OCH₃, -OCF₃, -OCH₂CH₃, -OCH₂CF₃, -OiPr, -OnBu, -CH₂CH₂CO₂Me, -CH₂CH₂CO₂H, -CH₂CH₂CO₂NH₂, -C(=O)NHCH₂C(=O)OCH₃, -C(=O)NHCH₂C(=O)OH, and -C(=O)NHCH₂CH₂OH.

Embodiments of R^k

[00182] As used above and herein each instance of R^k is, independently, selected from -H, -OH, -ORⁱ, -N(R^k)₂, -C(=O)Rⁱ, -C(=O)N(R^k)₂, -CO₂Rⁱ, -SO₂Rⁱ, -C(=NR^k)Rⁱ, -C(=NR^k)ORⁱ, -C(=NR^k)N(R^k)₂, -SO₂N(R^k)₂, -SO₂Rⁱ, -SO₂ORⁱ, -SORⁱ, -C(=S)N(R^k)₂, -C(=O)SRⁱ, -C(=S)SRⁱ, C₁₋₁₀ alkyl (e.g., aralkyl), C₂₋₁₀ alkenyl, C₂₋₁₀ alkynyl, C₃₋₁₀ carbocyclyl, 3-14 membered heterocyclyl, C₆₋₁₄ aryl, and 5-14 membered heteroaryl groups, wherein each alkyl, alkenyl, alkynyl, carbocyclyl, heterocyclyl, aralkyl, aryl, and heteroaryl is independently substituted with 0, 1, 2, 3, 4, or 5 R^m groups, wherein Rⁱ, R^k, R^m are as defined above and herein.

[00183] In certain embodiments, each instance of R^k is, independently, selected from -H, -C(=O)Rⁱ, -C(=O)ORⁱ, -SO₂Rⁱ, or C₁₋₆ alkyl. In certain embodiments, each instance of R^k is, independently, selected from -H or C₁₋₆ alkyl. In certain embodiments, each instance of R^k is, independently, selected from -H and -CH₃. In certain embodiments, each instance of R^k is, independently, selected from -H. In certain embodiments, each instance of R^k is, independently, selected from -CH₃.

Groups R^a , R^b , and R^c

[00184] As generally defined above, wherein R^d is the group $-L-Z$, each of R^a , R^b , and R^c independently is selected from $-H$, C_{1-10} alkyl and C_{1-10} perhaloalkyl.

[00185] In certain embodiments, each of R^a , R^b , and R^c independently is selected from $-H$, C_{1-6} alkyl and C_{1-6} perhaloalkyl. In certain embodiments, each of R^a , R^b , and R^c independently is selected from $-H$, C_{1-3} alkyl and C_{1-3} perhaloalkyl. In certain embodiments, each of R^a , R^b , and R^c independently is selected from $-H$, $-CH_3$, $-CH_2CH_3$ and $-CF_3$. In certain embodiments, each of R^a , R^b , and R^c independently is selected from $-H$, $-CH_3$, and $-CF_3$.

[00186] In certain embodiments, R^a and R^b are H and R^c is selected from C_{1-3} alkyl and C_{1-3} perhaloalkyl. In certain embodiments, R^a and R^b are H and R^c is selected from $-CH_3$ and $-CF_3$. In certain embodiments, R^a and R^b are H and R^c is $-CH_3$. In certain embodiments, R^a and R^b are H and R^c is $-CF_3$.

[00187] In certain embodiments, R^b and R^c are H and R^a is selected from C_{1-3} alkyl and C_{1-3} perhaloalkyl. In certain embodiments, R^b and R^c are H and R^a is selected from $-CH_3$ and $-CF_3$. In certain embodiments, R^b and R^c are H and R^a is $-CH_3$. In certain embodiments, R^b and R^c are H and R^a is $-CF_3$.

[00188] In certain embodiments, each of R^a , R^b , and R^c independently is selected from H , $-CH_3$ and $-CF_3$. In certain embodiments, each of R^a , R^b , and R^c independently is selected from H or $-CH_3$. In certain embodiments, each of R^a , R^b , and R^c is H .

Group R^d

[00189] As generally defined above, in certain embodiments, R^d is the group $-L-Z$,

wherein L is a covalent bond or a divalent C_{1-6} hydrocarbon group, wherein one, two or three methylene units of L are optionally and independently replaced with one or more oxygen, sulfur or nitrogen atoms, and

Z is selected from C_{6-10} aryl, 3–14 membered heterocyclyl or 5–14 membered heteroaryl.

Group L of R^d

[00190] As generally defined above, L is a covalent bond or a divalent C₁₋₆ hydrocarbon group, wherein one, two or three methylene units of L are optionally and independently replaced with one or more oxygen, sulfur or nitrogen atoms.

[00191] In certain embodiments, L is a covalent bond.

[00192] In certain embodiments, L is a divalent C₁₋₆ hydrocarbon group, wherein one, two or three methylene units of L are optionally and independently replaced with one or more oxygen (-O-), sulfur (-S-) or nitrogen (e.g., -NR¹-) atoms.

[00193] In certain embodiments, L is a divalent C₁₋₆ hydrocarbon group, wherein one, two or three methylene units of L are optionally and independently replaced with one or more oxygen (-O-) atoms.

[00194] In certain embodiments, L is a divalent C₁₋₆ hydrocarbon group, wherein one, two or three methylene units of L are optionally and independently replaced with one or more sulfur (-S-) atoms.

[00195] In certain embodiments, L is a divalent C₁₋₆ hydrocarbon group, wherein one, two or three methylene units of L are optionally and independently replaced with one or more nitrogen (-NR¹-) atoms. However, in certain embodiments, wherein L is a divalent C₁₋₆ hydrocarbon group comprising one, two or three nitrogen atoms, then L is an *unsubstituted* divalent C₁₋₆ hydrocarbon group and L is not the group -CH₂NR¹- wherein R¹ is H, C₁₋₆ alkyl or an amino protecting group.

[00196] In certain embodiments, L is a divalent C₁₋₆ hydrocarbon group, wherein one methylene unit of L is optionally and independently replaced with an oxygen, sulfur or nitrogen atom. In certain embodiments, L is a divalent C₁₋₆ hydrocarbon group, wherein one methylene unit of L is optionally and independently replaced with an oxygen atom. In certain embodiments, L is a divalent C₁₋₆ hydrocarbon group, wherein one methylene unit of L is optionally and independently replaced with a sulfur atom. In certain embodiments, L is a divalent C₁₋₆ hydrocarbon group, wherein one methylene unit of L is optionally and independently replaced with a nitrogen atom.

[00197] In certain embodiments of L, the divalent C₁₋₆ hydrocarbon group is an *unsubstituted* divalent C₁₋₆ hydrocarbon group. In certain embodiments of L, the divalent C₁₋₆ hydrocarbon group contains one oxygen, sulfur or nitrogen atom. In certain embodiments, the divalent C₁₋₆

hydrocarbon group is an unsubstituted divalent C_{1-6} hydrocarbon group (*e.g.*, an unsubstituted divalent C_{1-6} alkyl group).

[00198] For example, in certain embodiments, L is an unsubstituted divalent C_{1-6} alkyl group, wherein one methylene unit of L is replaced with an oxygen, sulfur or nitrogen atom. In certain embodiments, L is an unsubstituted divalent C_{1-6} alkyl group, wherein one methylene unit of L is replaced with an oxygen atom. In certain embodiments, L is an unsubstituted divalent C_{1-6} alkyl, wherein one methylene unit of L is replaced with a sulfur atom. In certain embodiments, L is an unsubstituted divalent C_{1-6} alkyl group, wherein one methylene unit of L is replaced with a nitrogen atom. However, in certain embodiments, wherein L is an unsubstituted divalent C_{1-6} alkyl group, then L is not the group $-CH_2NR^1-$ wherein R^1 is H, C_{1-6} alkyl or an amino protecting group.

[00199] In certain embodiments, L is a divalent C_1 hydrocarbon group, wherein one methylene unit of L is replaced with an oxygen, sulfur or nitrogen atom, *e.g.*, L is selected from oxygen (-O-), sulfur (-S-) or nitrogen (*e.g.*, $-NR^1-$). In certain embodiments, L is oxygen (-O-). In certain embodiments, L is sulfur (-S-). In certain embodiments, L is nitrogen (*e.g.*, $-NR^1-$).

[00200] In certain embodiments, L is selected from the group consisting of $-(C(R^{10})_2)_m-$, $-(C(R^{11})_2)_m-O-(C(R^{12})_2)_n-$, $-(C(R^{11})_2)_m-S-(C(R^{12})_2)_n-$, or $-(C(R^{11})_2)_m-NR^1-(C(R^{12})_2)_n-$, wherein m and n are, independently, 0, 1, 2, 3, 4, 5 or 6, and each instance of R^{10} , R^{11} and R^{12} are, independently, selected from H, halogen or C_{1-6} alkyl. In certain embodiments, each of R^{10} , R^{11} and R^{12} are -H.

[00201] In certain embodiments, L is $-(C(R^{10})_2)_m-$. In certain embodiments, L is selected from $-CH_2-$, $-CH_2CH_2-$, $-CH_2CH_2CH_2-$, $-CH_2CH_2CH_2CH_2-$, $-CH_2CH_2CH_2CH_2CH_2-$ and $-CH_2CH_2CH_2CH_2CH_2CH_2-$.

[00202] In certain embodiments, L is $-(C(R^{11})_2)_m-O-(C(R^{12})_2)_n-$. In certain embodiments, L is selected from $-O-$, $-CH_2O-$, $-OCH_2-$, $-OCH_2CH_2-$, $-OCH_2CH_2CH_2-$, $-OCH_2CH_2CH_2CH_2-$, $-CH_2CH_2CH_2O-$, $-CH_2OCH_2CH_2-$, and $-CH_2CH_2OCH_2-$.

[00203] In certain embodiments, L is $-(C(R^{11})_2)_m-S-(C(R^{12})_2)_n-$. In certain embodiments, L is selected from $-S-$, $-CH_2S-$, $-SCH_2-$, $-SCH_2CH_2-$, $-CH_2CH_2S-$, $-SCH_2CH_2CH_2-$, $-CH_2CH_2CH_2S-$, $-CH_2SCH_2CH_2-$, and $-CH_2CH_2SCH_2-$.

[00204] In certain embodiments, L is $-(C(R^{11})_2)_m-NR^1-(C(R^{12})_2)_n-$. In certain embodiments, L is selected from $-NR^1-$, $-CH_2NR^1-$, $-NR^1CH_2-$, $-NR^1CH_2CH_2-$, $-CH_2CH_2NR^1-$, $-$

$\text{NR}^1\text{CH}_2\text{CH}_2\text{CH}_2-$, $-\text{CH}_2\text{CH}_2\text{CH}_2\text{NR}^1-$, $-\text{CH}_2\text{NR}^1\text{CH}_2\text{CH}_2-$, and $-\text{CH}_2\text{CH}_2\text{NR}^1\text{CH}_2-$, wherein R^1 is selected from H, an C_{1-6} alkyl or an amino protecting group.

[00205] In certain embodiments, R^1 is selected from H or C_{1-6} alkyl. In certain embodiments, R^1 is hydrogen. In certain embodiments, R^1 is $-\text{CH}_3$.

Embodiments wherein Group Z of R^d is Aryl

[00206] As defined generally above, in certain embodiments, Z is C_{6-14} aryl.

[00207] In certain embodiments, Z is C_{6-14} aryl. In certain embodiments, Z is C_{6-14} aryl. In certain embodiments, Z is C_{6-14} aryl substituted with 0, 1, 2, 3, 4 or 5 R^{15} groups. In certain embodiments, Z is C_6 aryl (*e.g.*, phenyl) substituted with 0, 1, 2, 3, 4 or 5 R^{15} groups. In certain embodiments, Z is a C_{10} aryl (*e.g.*, naphthyl) substituted with 0, 1, 2, 3, 4 or 5 R^{15} groups.

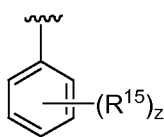
[00208] In certain embodiments, Z is phenyl. In certain embodiments, Z is phenyl substituted with 0, 1, 2, 3 or 4 R^{15} groups. In certain embodiments, Z is phenyl substituted with 0, 1, 2 or 3 R^{15} groups. In certain embodiments, Z is phenyl substituted with 0, 1 or 2 R^{15} groups. In certain embodiments, Z is phenyl substituted with 0 or 1 R^{15} groups. In certain embodiments, Z is a disubstituted phenyl (*i.e.*, substituted with 2 R^{15} groups). In certain embodiments, Z is a monosubstituted phenyl (*i.e.*, substituted with 1 R^{15} group). In certain embodiments, Z is an unsubstituted phenyl (*i.e.*, substituted with 0 R^{15} groups).

[00209] In certain embodiments, Z is phenyl substituted with at least one *ortho* R^{15} group. In certain embodiments, Z is phenyl substituted with at least one *meta* R^{15} group. In certain embodiments, Z is phenyl substituted with at least one *para* R^{15} group.

[00210] In certain embodiments, Z is a monosubstituted phenyl substituted with one *ortho* R^{15} group. In certain embodiments, Z is a monosubstituted phenyl substituted with one *meta* R^{15} group. In certain embodiments, Z is a monosubstituted substituted with one *para* R^{15} group.

[00211] In certain embodiments, Z is a disubstituted phenyl substituted with an *ortho* R^{15} group and a *meta* R^{15} group. In certain embodiments, Z is a disubstituted phenyl substituted with an *ortho* R^{15} group and a *para* R^{15} group. In certain embodiments, Z is a disubstituted phenyl substituted with a *meta* R^{15} group and a *para* R^{15} group. In certain embodiments, Z is a disubstituted phenyl substituted with two *meta* R^{15} groups.

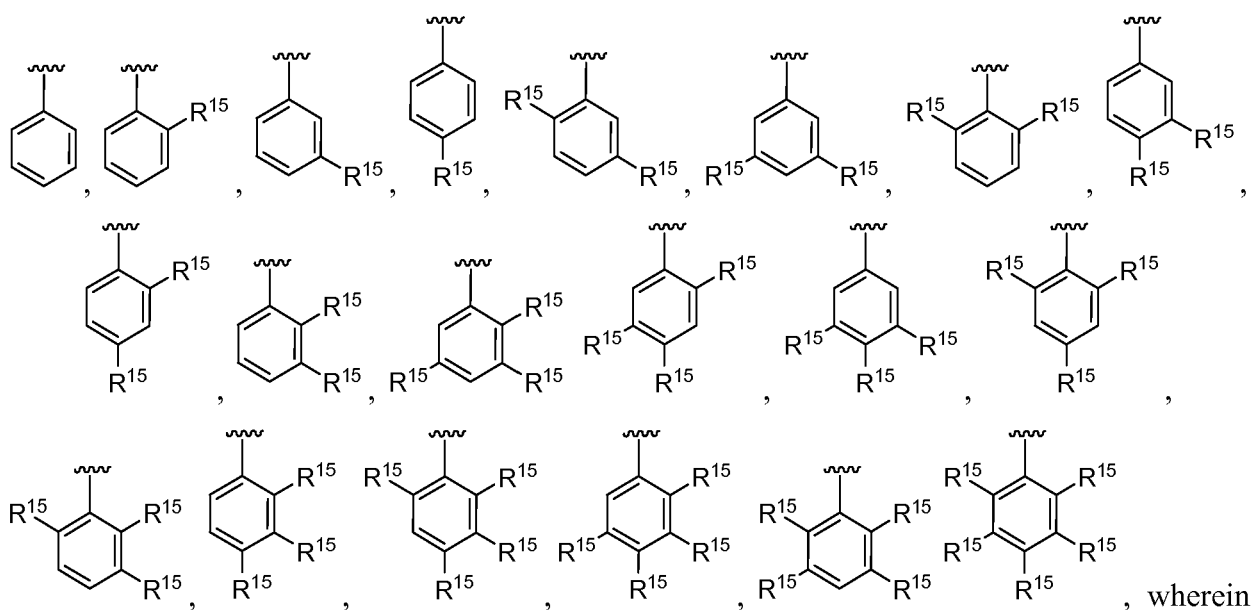
[00212] In certain embodiments, Z is a phenyl group of the formula:



(ii-a)

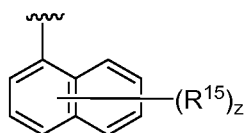
wherein z is 0, 1, 2, 3, 4 or 5, and R^{15} is as defined below and herein. In certain embodiments, z is 0, 1, 2, 3 or 4. In certain embodiments, z is 0, 1, 2 or 3. In certain embodiments, z is 0, 1 or 2. In certain embodiments, z is 0 or 1. In certain embodiments, z is 3. In certain embodiments, Z is a disubstituted phenyl group (*i.e.*, wherein z is 2). In certain embodiments, Z is a monosubstituted phenyl group (*i.e.*, wherein z is 1). In certain embodiments, Z is an unsubstituted phenyl group (*i.e.*, wherein z is 0).

[00213] For example, in certain embodiments, Z is a substituted or unsubstituted phenyl group of any one of the formulae:



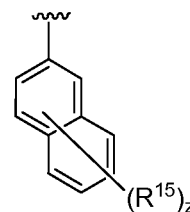
R^{15} is as defined below and herein.

[00214] In certain embodiments, Z is a naphthyl. In certain embodiments, Z is a naphthyl group of any one of the formulae:



(ii-b)

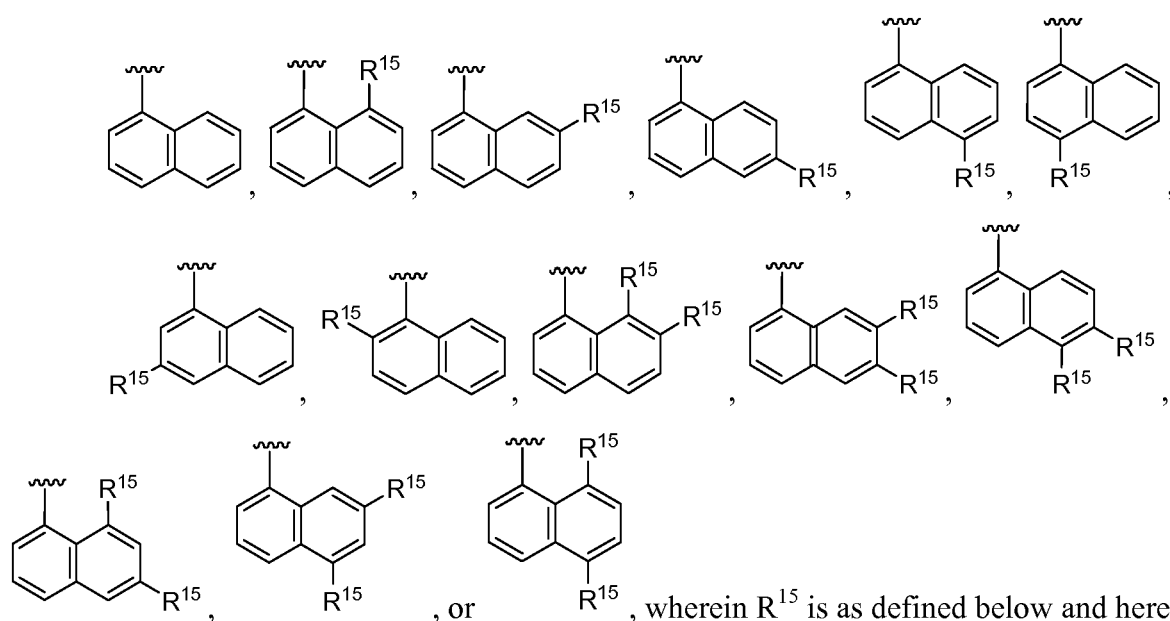
or



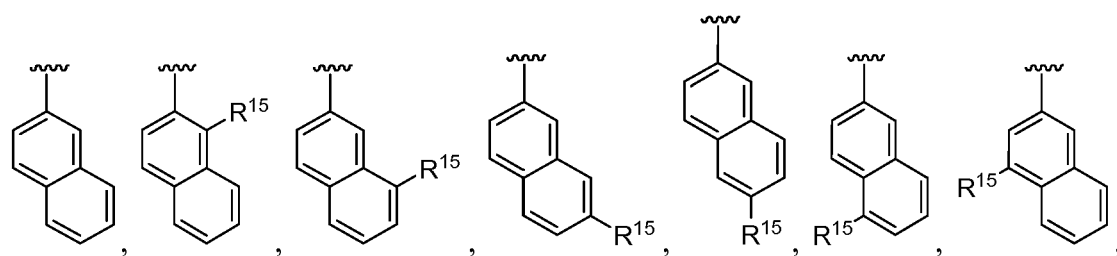
(ii-c)

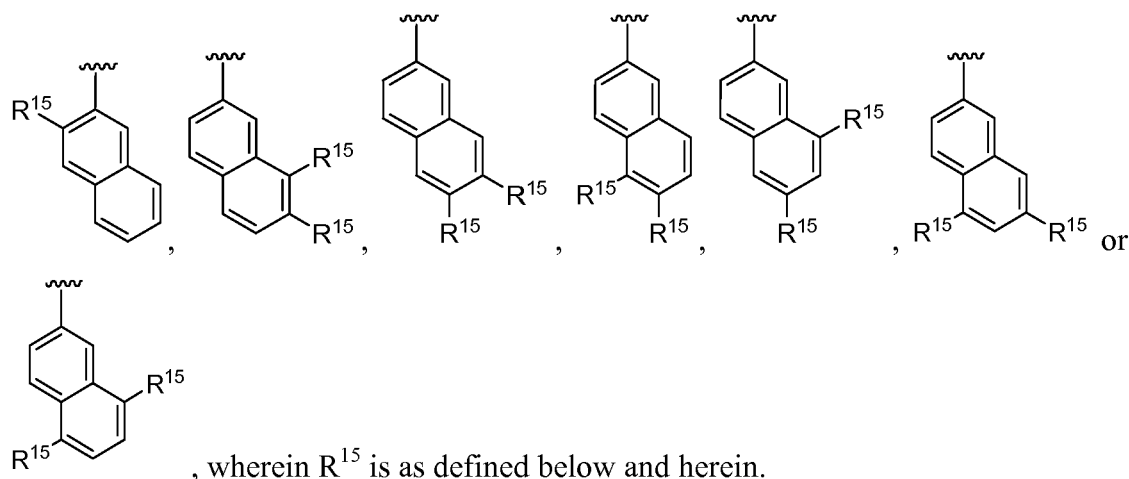
wherein z is 0, 1, 2, 3, 4 or 5, and R^{15} is as defined below and herein. In certain embodiments, z is 0, 1, 2, 3 or 4. In certain embodiments, z is 0, 1, 2 or 3. In certain embodiments, z is 0, 1 or 2. In certain embodiments, z is 0 or 1. In certain embodiments, Z is a trisubstituted naphthyl group (*i.e.*, wherein z is 3). In certain embodiments, Z is a disubstituted naphthyl group (*i.e.*, wherein z is 2). In certain embodiments, Z is a monosubstituted naphthyl group (*i.e.*, wherein z is 1). In certain embodiments, Z is an unsubstituted naphthyl group (*i.e.*, wherein z is 0).

[00215] For example, in certain embodiments, Z is a substituted or unsubstituted 1-naphthyl group of any one of the formulae:



[00216] In certain embodiments, Z is a substituted or unsubstituted 2-naphthyl group of any one of the formulae:





Embodiments wherein Group Z of R^d is Heterocycyl or Heteroaryl

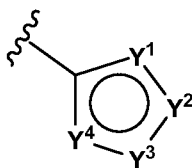
[00217] As generally defined above, in certain embodiments, Z is selected from 3–14 membered heterocycyl and 5–14 membered heteroaryl.

[00218] In certain embodiments, Z is 5–14 membered heteroaryl. In certain embodiments, Z is a 5–10 membered heteroaryl substituted with 0, 1, 2, 3, 4 or 5 R¹⁵ groups. In certain embodiments, Z is a 5–8 membered heteroaryl substituted with 0, 1, 2, 3, 4 or 5 R¹⁵ groups. In certain embodiments, Z is a 5–6 membered heteroaryl substituted with 0, 1, 2, 3 or 4 R¹⁵ groups. In certain embodiments, Z is a 9–10 membered heteroaryl substituted with 0, 1, 2, 3, 4 or 5 R¹⁵ groups.

[00219] Exemplary Z heteroaryl groups include, but are not limited to, pyrrolyl, furanyl and thiophenyl, imidazolyl, pyrazolyl, oxazolyl, isoxazolyl, thiazolyl, isothiazolyl, triazolyl, oxadiazolyl, thiadiazolyl, tetrazolyl, pyridinyl (e.g., 2-pyridinyl, 3-pyridinyl, 4-pyridinyl), pyridazinyl (e.g., 3-pyridazinyl, 4-pyridazinyl), pyrimidinyl (e.g. 2-pyrimidinyl, 4-pyrimidinyl, 5-pyrimidinyl), pyrazinyl, triazinyl, tetrazinyl, azepinyl, oxepinyl, thiepinyl, indolyl, isoindolyl, indazolyl, benzotriazolyl, benzothiophenyl, isobenzothiophenyl, benzofuranyl, benzoisofuranyl, benzimidazolyl, benzoxazolyl, benzisoxazolyl, benzoxadiazolyl, benzthiazolyl, benzisothiazolyl, benzthiadiazolyl, indoliziny, purinyl, naphthyridinyl, pteridinyl, quinolinyl, isoquinolinyl, cinnolinyl, quinoxalinyl, phthalazinyl, quinazolinyl, phenanthridinyl, dibenzofuranyl, carbazolyl, acridinyl, phenothiazinyl, phenoxazinyl and phenazinyl, wherein such groups are substituted with 0, 1, 2, 3, 4 or 5 R¹⁵ groups.

[00220] In certain embodiments, Z is a 5-membered heteroaryl substituted with 0, 1, 2 or 3 R^{15} groups. In certain embodiments, Z is a 5-membered heteroaryl selected pyrrolyl, furanyl, thiophenyl, imidazolyl, pyrazolyl, oxazolyl, isoxazolyl, thiazolyl, isothiazolyl, triazolyl, oxadiazolyl, thiadiazolyl and tetrazolyl, wherein such groups are substituted with 0, 1, 2 or 3 R^{15} groups.

[00221] For example, in certain embodiments, Z is a 5-membered heteroaryl of the formula:



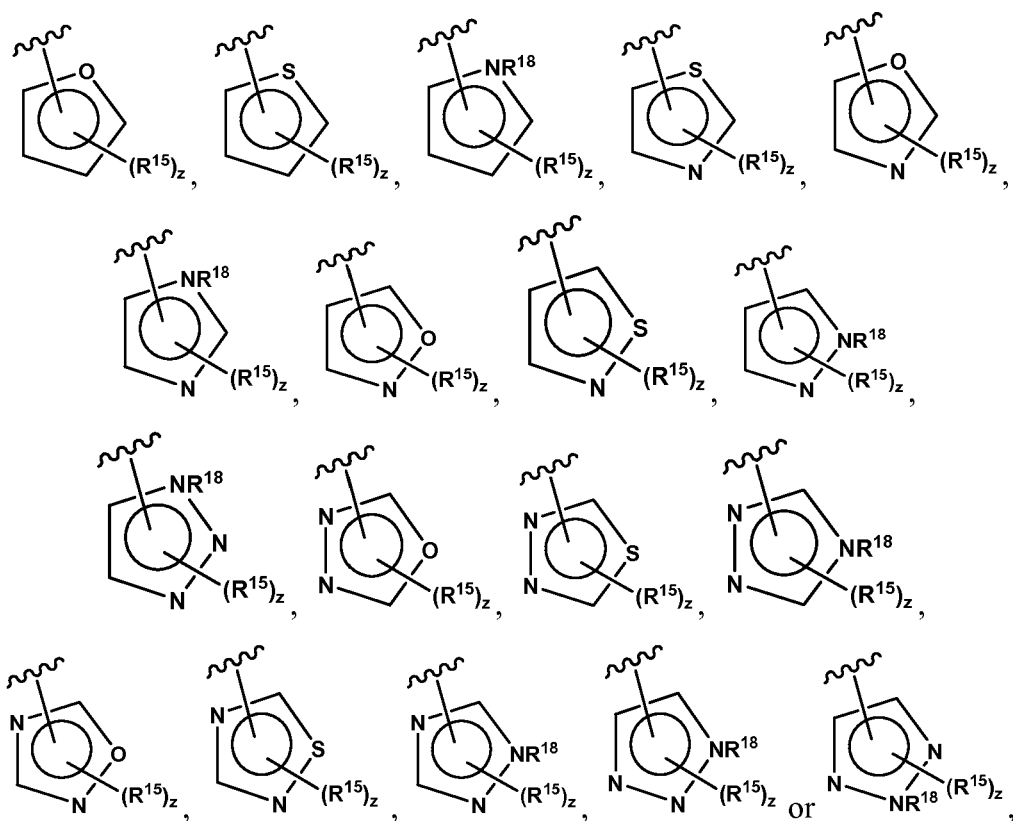
(ii-d)

wherein Y^1 , Y^2 , Y^3 and Y^4 are, independently, selected from CH, CR^{15} , O, S, N, or NR^{18} , with the proviso that at least one of Y^1 , Y^2 , Y^3 and Y^4 are selected from O, S, N, or NR^{18} , and wherein R^{15} and R^{18} are defined below and herein.

[00222] In certain embodiments of the above formula (ii-d), Y^1 is O, S, or NR^{18} and Y^2 , Y^3 and Y^4 are, independently, selected from CH, CR^{15} or N. In certain embodiments of the above formula (ii-d), Y^1 is O, S, or NR^{18} and Y^2 , Y^3 and Y^4 are, independently, selected from CH or CR^{15} . In certain embodiments of the above formula (ii-d), Y^1 is O, S, or NR^{18} , Y^3 is N and Y^2 and Y^4 are, independently, selected from CH or CR^{15} . In certain embodiments of the above formula (ii-d), Y^1 is S, Y^3 is N, and Y^2 and Y^4 is CH or CR^{15} . In certain embodiments of the above formula (ii-d), Y^1 is S, Y^3 is N, Y^2 is CR^{15} and Y^4 is CH. In certain embodiments of the above formula (ii-d), Y^1 is S and Y^2 , Y^3 and Y^4 is CH or CR^{15} .

[00223] In certain embodiments of the above formula (ii-d), Y^2 is O, S, or NR^{18} and Y^1 , Y^3 and Y^4 are, independently, selected from CH, CR^{15} or N. In certain embodiments of the above formula (ii-d), Y^2 is O, S, or NR^{18} and Y^1 , Y^3 and Y^4 are, independently, selected from CH or CR^{15} . In certain embodiments of the above formula (ii-d), Y^2 is O, S, or NR^{18} , Y^4 is N and Y^1 and Y^3 are, independently, selected from CH or CR^{15} .

[00224] In certain embodiments, Z is a 5-membered heteroaryl of any one of the formulae:

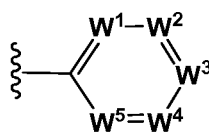


wherein R^{15} and R^{18} are as defined below and herein, and z is 0, 1 or 2.

wherein z is 0, 1 or 2, and R^{15} and R^{18} are as defined below and herein. In certain embodiments, Z is an unsubstituted 5-membered heteroaryl (*i.e.*, wherein z is 0). In certain embodiments, Z is a substituted 5-membered heteroaryl (*e.g.*, wherein z is 1 or 2). In certain embodiments, Z is a monosubstituted 5-membered heteroaryl (*i.e.*, wherein z is 1). In certain embodiments, Z is a disubstituted 5-membered heteroaryl (*i.e.*, wherein z is 2). In certain embodiments, z is 0, 1 or 2. In certain embodiments, z is 0 or 1.

[00225] In certain embodiments, Z is a 6-membered heteroaryl substituted with 0, 1, 2, 3 or 4 R^h groups. In certain embodiments, Z is a 6-membered heteroaryl selected from the group consisting of pyridinyl (*e.g.*, 2-pyridinyl, 3-pyridinyl, 4-pyridinyl), pyridazinyl (*e.g.*, 3-pyridazinyl, 4-pyridazinyl), pyrimidinyl (*e.g.*, 2-pyrimidinyl, 4-pyrimidinyl, 5-pyrimidinyl), pyrazinyl, triazinyl and tetrazinyl, wherein such groups are substituted with 0, 1, 2, 3 or 4 R^{15} groups.

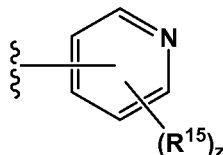
[00226] For example, in certain embodiments, R^e is a 6-membered heteroaryl group of the formula:



(ii-e)

wherein W^1 , W^2 , W^3 , W^4 and W^5 are, independently, selected from CH, CR^{15} or N, with the proviso that at least one of W^1 , W^2 , W^3 , W^4 , and W^5 is N, and wherein R^{15} is as defined below and herein.

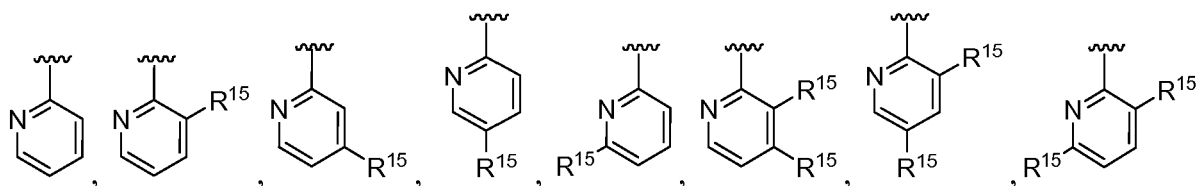
[00227] In certain embodiments, Z is a pyridinyl group. In certain embodiments, Z is a pyridinyl group substituted with 0, 1, 2, 3 or 4 R^{15} groups. For example, in certain embodiments, Z is a pyridinyl group of the formula:

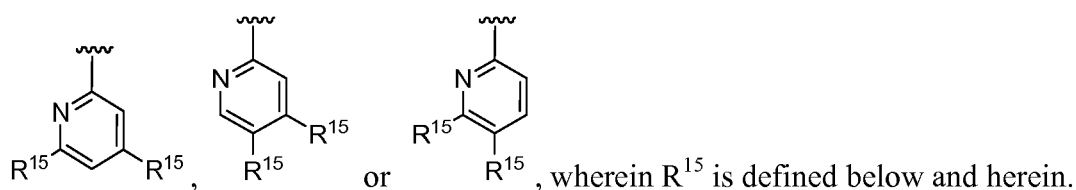


wherein z is 0, 1, 2, 3 or 4, and R^{15} is as defined below and herein. In certain embodiments, Z is an unsubstituted pyridinyl (*i.e.*, wherein z is 0). In certain embodiments, Z is a substituted pyridinyl (*e.g.*, wherein z is 1, 2, 3 or 4). In certain embodiments, Z is a monosubstituted pyridinyl (*i.e.*, wherein z is 1). In certain embodiments, Z is a disubstituted pyridinyl (*i.e.*, wherein z is 2). In certain embodiments, Z is a trisubstituted pyridinyl (*i.e.*, wherein z is 3). In certain embodiments, z is 0, 1, 2 or 3. In certain embodiments, z is 0, 1 or 2. In certain embodiments, z is 0 or 1.

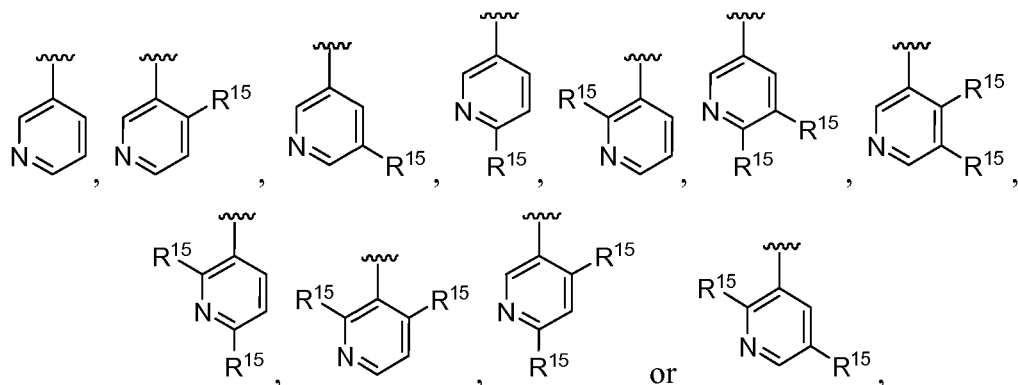
[00228] In certain embodiments, Z is a 2-pyridinyl group, *e.g.*, of the formula (ii-e) wherein W^1 is N and W^2 , W^3 , W^4 and W^5 are, independently, CH or CR^{15} . In certain embodiments Z is a 3-pyridinyl group, *e.g.*, of the formula (ii-e) wherein W^2 is N and W^1 , W^3 , W^4 and W^5 are, independently, CH or CR^{15} . In certain embodiments Z is a 4-pyridinyl group, *e.g.*, of the formula (ii-e) wherein W^3 is N and W^1 , W^2 , W^4 and W^5 are, independently, CH or CR^{15} .

[00229] In certain embodiments, R^e is a substituted or unsubstituted 2-pyridinyl group of any one of the formulae:



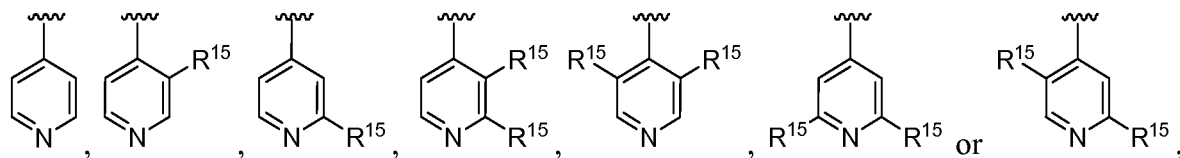


[00230] In certain embodiments, Z is a substituted or unsubstituted 3-pyridinyl group of any one of the formulae:



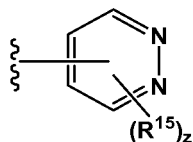
wherein R^{15} is as defined below and herein.

[00231] In certain embodiments, Z is a substituted or unsubstituted 4-pyridinyl group of the formulae:



wherein R^{15} is as defined below and herein.

[00232] In certain embodiments, Z is a pyridazinyl group. In certain embodiments, Z is a pyridazinyl group substituted with 0, 1, 2 or 3 R^{15} groups. For example, in certain embodiments, Z is a pyridazinyl group of the formula:

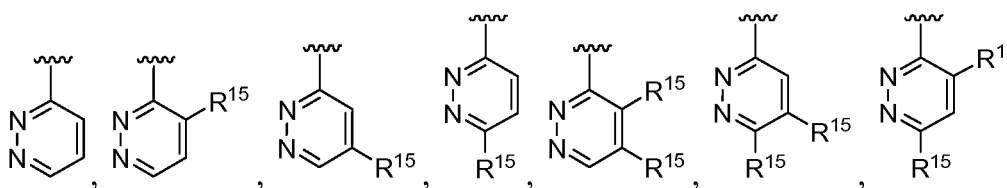


wherein z is 0, 1, 2 or 3, and R^{15} is as defined below and herein. In certain embodiments, Z is an unsubstituted pyridazinyl (*i.e.*, wherein z is 0). In certain embodiments, Z is a substituted pyridazinyl (*e.g.*, wherein z is 1, 2 or 3). In certain embodiments, Z is a monosubstituted pyridazinyl (*i.e.*, wherein z is 1). In certain embodiments, Z is a disubstituted pyridazinyl (*i.e.*, wherein z is 2). In certain embodiments, Z is a trisubstituted pyridazinyl (*i.e.*, wherein z is 3). In

certain embodiments, z is 0, 1, 2 or 3. In certain embodiments, z is 0, 1 or 2. In certain embodiments, z is 0 or 1.

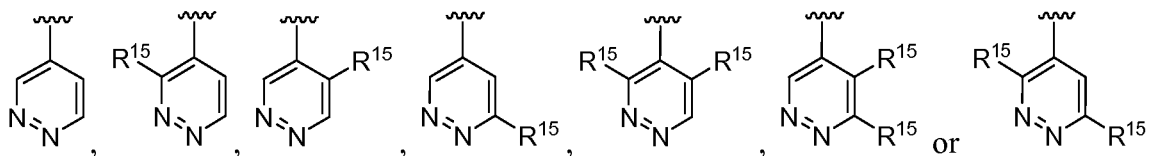
[00233] In certain embodiments, Z is a 3-pyridazinyl group, *e.g.*, of the formula (ii-e) wherein W^1 and W^2 are N and W^3 , W^4 and W^5 are, independently, CH or CR^{15} . In certain embodiments Z is a 4-pyridazinyl group, *e.g.*, of the formula (ii-e) wherein W^2 and W^3 are N and W^1 , W^4 and W^5 are, independently, CH or CR^h .

[00234] In certain embodiments, Z is a substituted or unsubstituted 3-pyridazinyl group of any one of the formulae:



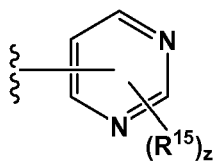
wherein R^{15} is as defined below and herein.

[00235] In certain embodiments, Z is a substituted or unsubstituted 4-pyridazinyl group of any one of the formulae:



wherein R^{15} is as defined below and herein.

[00236] In certain embodiments, Z is a pyrimidinyl group. In certain embodiments, Z is a pyrimidinyl group substituted with 0, 1, 2 or 3 R^{15} groups. For example, in certain embodiments, Z is a pyrimidinyl group of the formula:

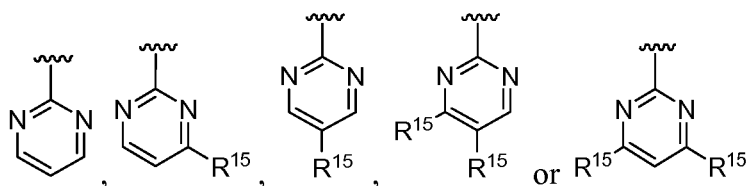


wherein z is 0, 1, 2 or 3, and R^{15} is as defined below and herein. In certain embodiments, Z is an unsubstituted pyrimidinyl (*i.e.*, wherein z is 0). In certain embodiments, Z is a substituted pyrimidinyl (*e.g.*, wherein z is 1, 2 or 3). In certain embodiments, Z is a monosubstituted pyrimidinyl (*i.e.*, wherein z is 1). In certain embodiments, Z is a disubstituted pyridazinyl (*i.e.*, wherein z is 2). In certain embodiments, Z is a trisubstituted pyrimidinyl (*i.e.*, wherein z is 3).

In certain embodiments, z is 0, 1, 2 or 3. In certain embodiments, z is 0, 1 or 2. In certain embodiments, z is 0 or 1.

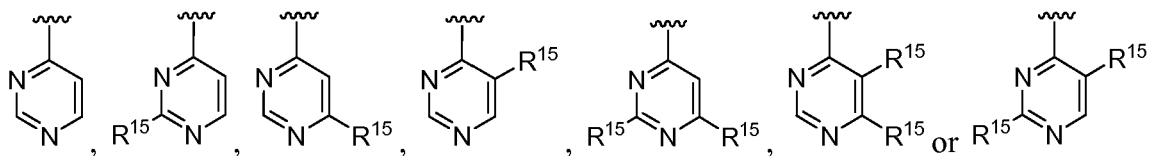
[00237] In certain embodiments, Z is a 2-pyrimidinyl group, *e.g.*, of the formula (ii-e) wherein W^1 and W^5 are N and W^2 , W^3 and W^4 are, independently, CH or CR^{15} . In certain embodiments Z is a 4-pyrimidinyl group, *e.g.*, of the formula (ii-e) wherein W^1 and W^3 are N and W^2 , W^4 and W^5 are, independently, CH or CR^{15} . In certain embodiments Z is a 5-pyrimidinyl group, *e.g.*, of the formula (ii-e) wherein W^2 and W^4 are N and W^1 , W^3 and W^5 are, independently, CH or CR^{15} .

[00238] In certain embodiments, Z is a 2-pyrimidinyl group of any one of the formulae:



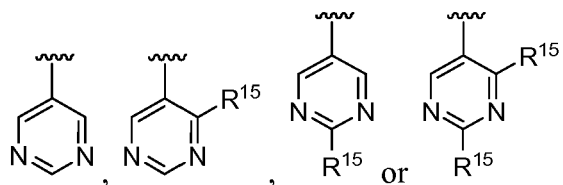
wherein R^{15} is as defined below and herein.

[00239] In certain embodiments, R^e is a 4-pyrimidinyl group of any one of the formulae:



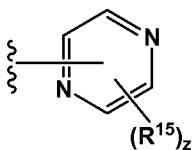
wherein R^{15} is as defined below and herein.

[00240] In certain embodiments, Z is a 5-pyrimidinyl group of any one of the formulae:



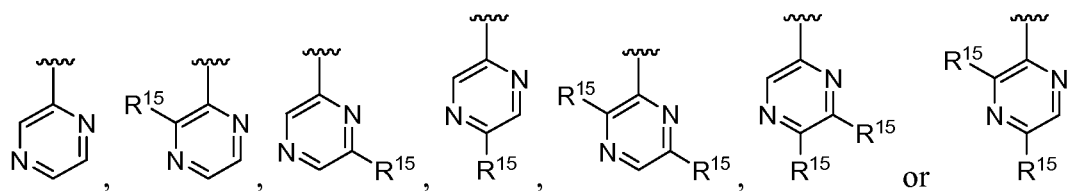
wherein R^{15} is as defined below and herein.

[00241] In certain embodiments, Z is a pyrazinyl group. In certain embodiments, Z is a pyrazinyl group substituted with 0, 1, 2 or 3 R^{15} groups. For example, in certain embodiments, Z is a pyrazinyl group of the formula:



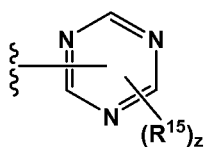
wherein z is 0, 1, 2 or 3, and R^{15} is as defined below and herein. In certain embodiments, Z is an unsubstituted pyrazinyl (*i.e.*, wherein z is 0). In certain embodiments, Z is a substituted pyrazinyl (*e.g.*, wherein z is 1, 2 or 3). In certain embodiments, Z is a monosubstituted pyrazinyl (*i.e.*, wherein z is 1). In certain embodiments, Z is a disubstituted pyrazinyl (*i.e.*, wherein z is 2). In certain embodiments, Z is a trisubstituted pyrazinyl (*i.e.*, wherein z is 3). In certain embodiments, z is 0, 1, 2 or 3. In certain embodiments, z is 0, 1 or 2. In certain embodiments, z is 0 or 1.

[00242] In certain embodiments, Z is a pyrazinyl group of any one of the formulae:



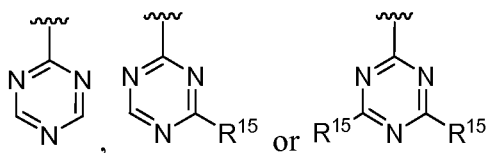
wherein R^{15} is as defined below and herein.

[00243] In certain embodiments, Z is a triazinyl group. In certain embodiments, Z is a triazinyl group substituted with 0, 1 or 2 R^{15} groups. For example, in certain embodiments, Z is a triazinyl group of the formula:



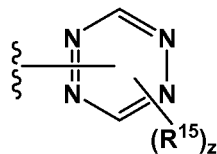
wherein z is 0, 1 or 2, and R^{15} is as defined below and herein. In certain embodiments, Z is an unsubstituted pyrazinyl (*i.e.*, wherein z is 0). In certain embodiments, Z is a substituted pyrazinyl (*e.g.*, wherein z is 1 or 2). In certain embodiments, Z is a monosubstituted pyrazinyl (*i.e.*, wherein z is 1). In certain embodiments, Z is a disubstituted pyrazinyl (*i.e.*, wherein z is 2). In certain embodiments, z is 0, 1 or 2. In certain embodiments, z is 0 or 1.

[00244] In certain embodiments, Z is a substituted or unsubstituted triazinyl group of any one of the formulae:



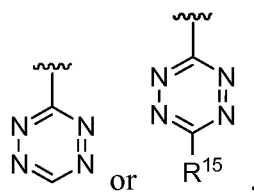
wherein R^{15} is as defined below and herein.

[00245] In certain embodiments Z is a tetrazinyl group. In certain embodiments Z is a tetrazinyl group substituted with 0 or 1 R^{15} groups. For example, in certain embodiments, Z is a tetrazinyl group of the formula:



wherein z is 0 or 1, and R^{15} is as defined below and herein. In certain embodiments, Z is an unsubstituted pyrazinyl (*i.e.*, wherein z is 0). In certain embodiments, Z is a substituted pyrazinyl (*e.g.*, wherein z is 1). In certain embodiments, z is 0 or 1.

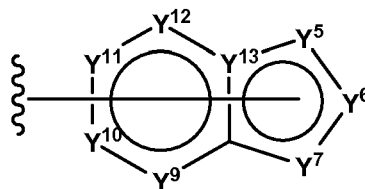
[00246] In certain embodiments, Z is a tetrazinyl group of any one of the formulae:



wherein R^{15} is as defined below and herein.

[00247] In certain embodiments, Z is a 9-membered heteroaryl (*e.g.*, a 5,6-bicyclic heteroaryl). In certain embodiments, Z is a 5,6-bicyclic heteroaryl substituted with 0, 1, 2, 3, 4 or 5 R^{15} groups. In certain embodiments, Z is a 5,6-bicyclic heteroaryl selected from indolyl, isoindolyl, indazolyl, benzotriazolyl, benzothiophenyl, isobenzothiophenyl, benzofuranyl, benzoisofuranyl, benzimidazolyl, benzoxazolyl, benzisoxazolyl, benzoxadiazolyl, benzthiazolyl, benzisothiazolyl, benzthiadiazolyl, indoliziny, and purinyl, wherein such groups are substituted with 0, 1, 2, 3, 4 or 5 R^{15} groups.

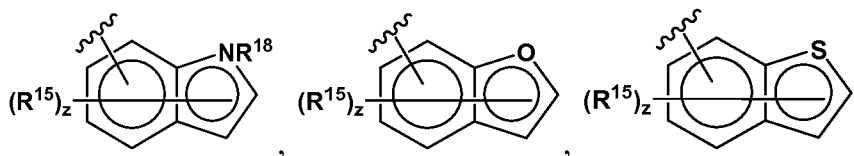
[00248] For example, in certain embodiments, Z is a 5,6-bicyclic heteroaryl of the formula:



(ii-f)

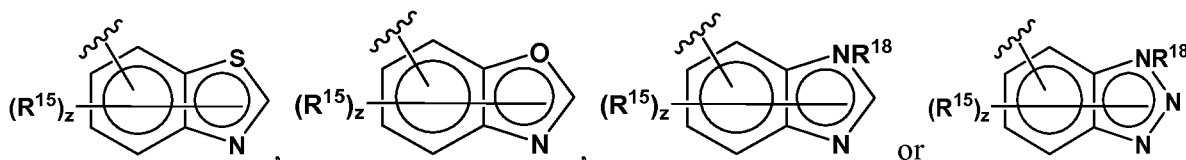
wherein Y^5 , Y^6 , Y^7 , Y^9 , Y^{10} , Y^{11} and Y^{12} are, independently, C, CH, CR^{15} , O, S, N, or NR^{18} , and Y^{13} is C or N, with the proviso that at least one of Y^5 , Y^6 , Y^7 are selected from O, S, N or NR^{18} , and wherein R^{15} and R^{18} are as defined herein.

[00249] In certain embodiments, Z is a 5,6-bicyclic heteroaryl group of the formula (ii-f), wherein Y^5 is selected from O, S, or NR^{18} , Y^{13} is C, and Y^6 , Y^7 , Y^9 , Y^{10} , Y^{11} and Y^{12} are, independently, C, CH, or CR^{15} . For example, in certain embodiments, Z is a 5,6-bicyclic heteroaryl group of the formulae:



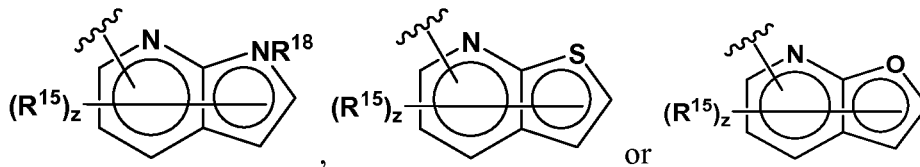
wherein z is 0, 1, 2, 3, 4 or 5 and R^{15} and R^{18} are defined below and herein. In certain embodiments, Z is an unsubstituted 5,6-bicyclic heteroaryl (*i.e.*, wherein z is 0). In certain embodiments, Z is a substituted 5,6-bicyclic heteroaryl (*e.g.*, wherein z is 1, 2, 3, 4 or 5). In certain embodiments, Z is a monosubstituted 5,6-bicyclic heteroaryl (*i.e.*, wherein z is 1). In certain embodiments, Z is a disubstituted 5,6-bicyclic heteroaryl (*i.e.*, wherein z is 2). In certain embodiments, Z is a trisubstituted 5,6-bicyclic heteroaryl (*i.e.*, wherein z is 3). In certain embodiments, z is 0, 1, 2 or 3. In certain embodiments, z is 0, 1 or 2. In certain embodiments, z is 0 or 1.

[00250] In certain embodiments, Z is a 5,6-bicyclic heteroaryl wherein Y^5 is selected from O, S, or NR^{18} ; Y^7 is N; Y^{13} is C; Y^6 is C, CH, or CR^{15} or N, and Y^9 , Y^{10} , Y^{11} and Y^{12} are, independently, C, CH, or CR^{15} . For example, in certain embodiments, Z is a 5,6-bicyclic heteroaryl group of the formulae:



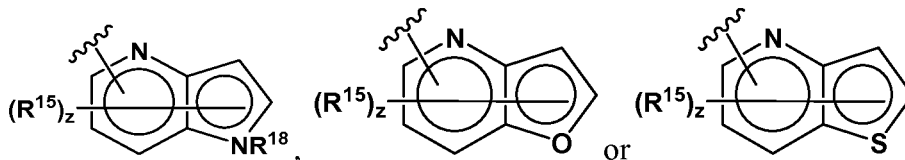
wherein z is 0, 1, 2, 3, 4 or 5 and R^{15} and R^{18} are defined below and herein. In certain embodiments, Z is an unsubstituted 5,6-bicyclic heteroaryl (*i.e.*, wherein z is 0). In certain embodiments, Z is a substituted 5,6-bicyclic heteroaryl (*e.g.*, wherein z is 1, 2, 3, 4 or 5). In certain embodiments, Z is a monosubstituted 5,6-bicyclic heteroaryl (*i.e.*, wherein z is 1). In certain embodiments, Z is a disubstituted 5,6-bicyclic heteroaryl (*i.e.*, wherein z is 2). In certain embodiments, Z is a trisubstituted 5,6-bicyclic heteroaryl (*i.e.*, wherein z is 3). In certain embodiments, z is 0, 1, 2 or 3. In certain embodiments, z is 0, 1 or 2. In certain embodiments, z is 0 or 1.

[00251] In certain embodiments, Z is a 5,6-bicyclic heteroaryl wherein Y^5 is NR^k , S or O; Y^{12} is N; Y^{13} is C; and Y^6 , Y^7 , Y^9 , Y^{10} , and Y^{11} are, independently, C, CH, or CR^{15} . For example, in certain embodiments, Z is a 5,6-bicyclic heteroaryl group of the formulae:



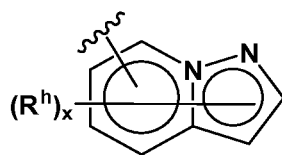
wherein z is 0, 1, 2, 3, 4 or 5 and R^{15} and R^{18} are defined below and herein. In certain embodiments, Z is an unsubstituted 5,6-bicyclic heteroaryl (*i.e.*, wherein z is 0). In certain embodiments, Z is a substituted 5,6-bicyclic heteroaryl (*e.g.*, wherein z is 1, 2, 3, 4 or 5). In certain embodiments, Z is a monosubstituted 5,6-bicyclic heteroaryl (*i.e.*, wherein z is 1). In certain embodiments, Z is a disubstituted 5,6-bicyclic heteroaryl (*i.e.*, wherein z is 2). In certain embodiments, Z is a trisubstituted 5,6-bicyclic heteroaryl (*i.e.*, wherein z is 3). In certain embodiments, z is 0, 1, 2 or 3. In certain embodiments, z is 0, 1 or 2. In certain embodiments, z is 0 or 1.

[00252] In certain embodiments, Z is a 5,6-bicyclic heteroaryl wherein Y^7 is O, S, or NR^k ; Y^{12} is N; Y^{13} is C; and Y^5 , Y^6 , Y^9 , Y^{10} and Y^{11} are, independently, C, CH, or CR^{15} . For example, in certain embodiments, Z is a 5,6-bicyclic heteroaryl group of the formulae:



wherein z is 0, 1, 2, 3, 4 or 5 and R^{15} and R^{18} are defined below and herein. In certain embodiments, Z is an unsubstituted 5,6-bicyclic heteroaryl (*i.e.*, wherein z is 0). In certain embodiments, Z is a substituted 5,6-bicyclic heteroaryl (*e.g.*, wherein z is 1, 2, 3, 4 or 5). In certain embodiments, Z is a monosubstituted 5,6-bicyclic heteroaryl (*i.e.*, wherein z is 1). In certain embodiments, Z is a disubstituted 5,6-bicyclic heteroaryl (*i.e.*, wherein z is 2). In certain embodiments, Z is a trisubstituted 5,6-bicyclic heteroaryl (*i.e.*, wherein z is 3). In certain embodiments, z is 0, 1, 2 or 3. In certain embodiments, z is 0, 1 or 2. In certain embodiments, z is 0 or 1.

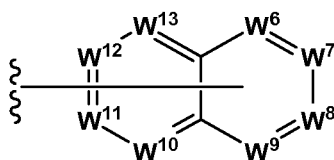
[00253] In certain embodiments, Z is a 5,6-bicyclic heteroaryl wherein Y^5 is selected from O, S, or NR^{18} ; Y^{13} is N; and Y^6 , Y^7 , Y^8 , Y^9 and Y^{10} are, independently, C, CH, or CR^{15} . For example, in certain embodiments, Z is a 5,6-bicyclic heteroaryl group of the formulae:



wherein z is 0, 1, 2, 3, 4 or 5 and R^{15} and R^{18} are defined below and herein. In certain embodiments, Z is an unsubstituted 5,6-bicyclic heteroaryl (*i.e.*, wherein z is 0). In certain embodiments, Z is a substituted 5,6-bicyclic heteroaryl (*e.g.*, wherein z is 1, 2, 3, 4 or 5). In certain embodiments, Z is a monosubstituted 5,6-bicyclic heteroaryl (*i.e.*, wherein z is 1). In certain embodiments, Z is a disubstituted 5,6-bicyclic heteroaryl (*i.e.*, wherein z is 2). In certain embodiments, Z is a trisubstituted 5,6-bicyclic heteroaryl (*i.e.*, wherein z is 3). In certain embodiments, z is 0, 1, 2 or 3. In certain embodiments, z is 0, 1 or 2. In certain embodiments, z is 0 or 1.

[00254] In certain embodiments, Z is a 10-membered heteroaryl (*e.g.*, a 6,6-bicyclic heteroaryl). In certain embodiments, Z is a 6,6-bicyclic heteroaryl substituted with 0, 1, 2, 3, 4 or 5 R^{15} groups. In certain embodiments, Z is a 6,6-bicyclic heteroaryl selected from naphthyridinyl, pteridinyl, quinolinyl, isoquinolinyl, cinnolinyl, quinoxalinyl, phthalazinyl and quinazolinyl, wherein such groups are substituted with 0, 1, 2, 3, 4 or 5 R^{15} groups.

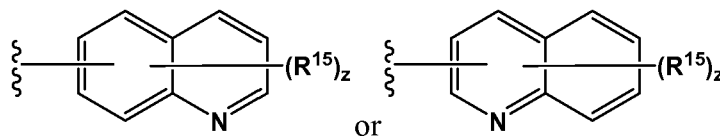
[00255] For example, in certain embodiments, Z is a 6,6-bicyclic heteroaryl of the formula:



(ii-g)

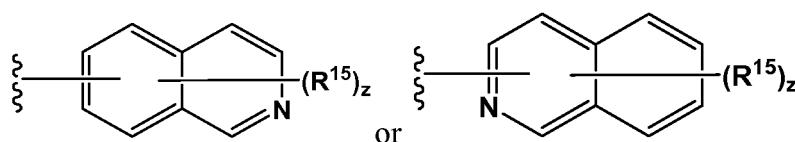
wherein W^6 , W^7 , W^8 , W^9 , W^{10} , W^{11} , W^{12} and W^{13} are, independently, selected from C, CH, CR^{15} or N, with the proviso that at least one of W^6 , W^7 , W^8 , W^9 , W^{10} , W^{11} , W^{12} and W^{13} is N, and wherein R^{15} is as defined below and herein.

[00256] In certain embodiments, Z is a quinolinyl group; *e.g.*, of the formula (ii-g) wherein W^9 is N and W^6 , W^7 , W^8 , W^{10} , W^{11} , W^{12} and W^{13} are, independently, C, CH, or CR^{15} . For example, in certain embodiments, Z is a quinolinyl group of the formulae:



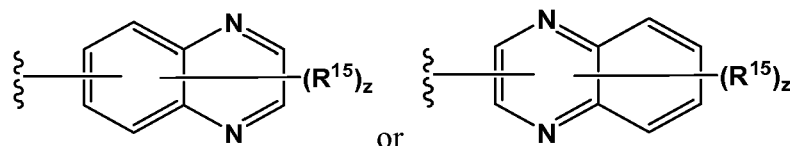
wherein z is 0, 1, 2, 3, 4 or 5, and R^{15} is as defined below and herein. In certain embodiments, Z is an unsubstituted quinolinyl (*i.e.*, wherein z is 0). In certain embodiments, Z is a substituted quinolinyl (*e.g.*, wherein z is 1, 2, 3, 4 or 5). In certain embodiments, Z is a monosubstituted quinolinyl (*i.e.*, wherein z is 1). In certain embodiments, Z is a disubstituted quinolinyl (*i.e.*, wherein z is 2). In certain embodiments, Z is a trisubstituted quinolinyl (*i.e.*, wherein z is 3). In certain embodiments, z is 0, 1, 2 or 3. In certain embodiments, z is 0, 1 or 2. In certain embodiments, z is 0 or 1.

[00257] In certain embodiments, Z is an isoquinolinyl group; *e.g.*, of the formula **(ii-g)** wherein W^8 is N and W^6 , W^7 , W^9 , W^{10} , W^{11} , W^{12} and W^{13} are, independently, C, CH, or CR^{15} . For example, in certain embodiments, Z is an isoquinolinyl group of the formulae:



wherein z is 0, 1, 2, 3, 4 or 5, and R^{15} is as defined below and herein. In certain embodiments, Z is an unsubstituted isoquinolinyl (*i.e.*, wherein z is 0). In certain embodiments, Z is a substituted isoquinolinyl (*e.g.*, wherein z is 1, 2, 3, 4 or 5). In certain embodiments, Z is a monosubstituted isoquinolinyl (*i.e.*, wherein z is 1). In certain embodiments, Z is a disubstituted isoquinolinyl (*i.e.*, wherein z is 2). In certain embodiments, Z is a trisubstituted isoquinolinyl (*i.e.*, wherein z is 3). In certain embodiments, z is 0, 1, 2 or 3. In certain embodiments, z is 0, 1 or 2. In certain embodiments, z is 0 or 1.

[00258] In certain embodiments, Z is a quinoxaliny group; *e.g.*, of the formula **(ii-g)** wherein W^6 and W^9 are N and W^7 , W^8 , W^{10} , W^{11} , W^{12} and W^{13} are, independently, C, CH, or CR^{15} . For example, in certain embodiments, Z is a quinoxaliny group of the formulae:



wherein z is 0, 1, 2, 3, 4 or 5, and R^{15} is as defined below and herein. In certain embodiments, Z is an unsubstituted quinoxaliny (*i.e.*, wherein z is 0). In certain embodiments, Z is a substituted quinoxaliny (*e.g.*, wherein z is 1, 2, 3, 4 or 5). In certain embodiments, Z is a monosubstituted quinoxaliny (*i.e.*, wherein z is 1). In certain embodiments, Z is a disubstituted quinoxaliny (*i.e.*, wherein z is 2). In certain embodiments, Z is a trisubstituted quinoxaliny

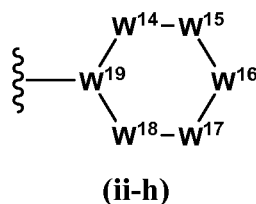
(*i.e.*, wherein z is 3). In certain embodiments, z is 0, 1, 2 or 3. In certain embodiments, z is 0, 1 or 2. In certain embodiments, z is 0 or 1.

[00259] In certain embodiments, Z is a 3–14 membered heterocyclyl. In certain embodiments, Z is a 3–14 membered heterocyclyl substituted with 0, 1, 2, 3, 4 or 5 R^{15} groups. In certain embodiments, Z is a 5–10 membered heterocyclyl substituted with 0, 1, 2, 3, 4 or 5 R^{15} groups. In certain embodiments, Z is a 5–8 membered heterocyclyl substituted with 0, 1, 2, 3, 4 or 5 R^{15} groups. In certain embodiments, Z is a 5–6 membered heterocyclyl substituted with 0, 1, 2, 3, 4 or 5 R^{15} groups. In certain embodiments, Z is a 9–10 membered heterocyclyl substituted with 0, 1, 2, 3, 4 or 5 R^{15} groups.

[00260] Exemplary heterocyclyl Z groups include, but are not limited to, azirdinyl, oxiranyl, thiorenyl, azetidiny, oxetanyl, thietanyl, tetrahydrofuranyl, dihydrofuranyl, tetrahydrothiophenyl, dihydrothiophenyl, pyrrolidinyl, dihydropyrrolyl, pyrrolyl-2,5-dione, dioxolanyl, oxathiolanyl, dithiolanyl, triazolinyl, oxadiazolinyl, thiadiazolinyl, piperidinyl, tetrahydropyranyl, dihydropyridinyl, thianyl, piperazinyl, morpholinyl, dithianyl, dioxanyl, triazinanyl, azepanyl, oxepanyl, thiepanyl, azocanyl, oxecanyl, thiocanyl, indolinyl, isoindolinyl, dihydrobenzofuranyl, dihydrobenzothieryl, tetrahydrobenzothieryl, tetrahydrobenzofuranyl, tetrahydroindolyl, tetrahydroquinolinyl, tetrahydroisoquinolinyl, decahydroquinolinyl, decahydroisoquinolinyl, octahydrochromenyl, octahydroisochromenyl, decahydronaphthyridinyl, decahydro-1,8-naphthyridinyl, octahydropyrrolo[3,2-*b*]pyrrole, indolinyl, phthalimidyl, naphthalimidyl, chromanyl, chromenyl, 1H-benzo[e][1,4]diazepinyl, 1,4,5,7-tetrahydropyrano[3,4-*b*]pyrrolyl, 5,6-dihydro-4H-furo[3,2-*b*]pyrrolyl, 6,7-dihydro-5H-furo[3,2-*b*]pyranyl, 5,7-dihydro-4H-thieno[2,3-*c*]pyranyl, 2,3-dihydro-1H-pyrrolo[2,3-*b*]pyridinyl, 2,3-dihydrofuro[2,3-*b*]pyridinyl, 4,5,6,7-tetrahydro-1H-pyrrolo[2,3-*b*]pyridinyl, 4,5,6,7-tetrahydrofuro[3,2-*c*]pyridinyl, and 4,5,6,7-tetrahydrothieno[3,2-*b*]pyridinyl, 1,2,3,4-tetrahydro-1,6-naphthyridinyl, wherein such groups are substituted with 0, 1, 2, 3, 4 or 5 R^{15} groups.

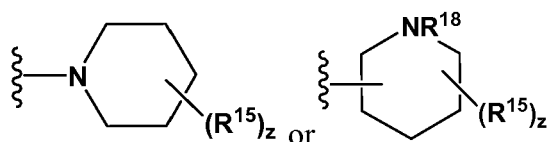
[00261] In certain embodiments, Z is a 6-membered heterocyclyl. In certain embodiments, Z is a 6-membered heterocyclyl substituted with 0, 1, 2, 3, 4 or 5 R^{15} groups. In certain embodiments, Z is a 6-membered heterocyclyl selected from piperidinyl, tetrahydropyranyl, dihydropyridinyl, thianyl, piperazinyl, morpholinyl, dithianyl, dioxanyl, and triazinanyl, wherein such groups are substituted with 0, 1, 2, 3, 4 or 5 R^{15} groups.

[00262] For example, in certain embodiments, Z is a 6-membered heterocyclyl of the formula:



wherein W^{14} , W^{15} , W^{16} , W^{17} , W^{18} are, independently, CH_2 , CHR^{15} , $C(R^{15})_2$, NR^{18} , O or S, and W^{19} is N, CH or CR^{15} , with the proviso that at least one of W^{14} , W^{15} , W^{16} , W^{17} , W^{18} , and W^{19} is N, NR^{18} , O or S, and wherein R^{15} and R^{18} are defined below and herein.

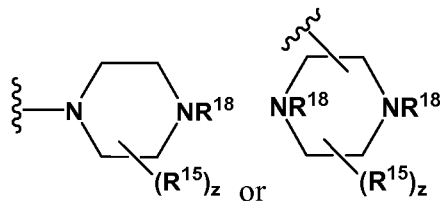
[00263] In certain embodiments, Z is a piperidinyl group. In certain embodiments, Z is a piperidinyl group substituted with 0, 1, 2, 3, 4 or 5 R^{15} groups, *e.g.*, of the formulae:



wherein z is 0, 1, 2, 3, 4 or 5, and R^{15} and R^{18} are as defined below and herein. In certain embodiments, Z is an unsubstituted piperidinyl (*i.e.*, wherein z is 0). In certain embodiments, Z is a substituted piperidinyl (*e.g.*, wherein z is 1, 2, 3, 4 or 5). In certain embodiments, Z is a monosubstituted piperidinyl (*i.e.*, wherein z is 1). In certain embodiments, Z is a disubstituted piperidinyl (*i.e.*, wherein z is 2). In certain embodiments, Z is a trisubstituted piperidinyl (*i.e.*, wherein z is 3). In certain embodiments, z is 0, 1, 2 or 3. In certain embodiments, z is 0, 1 or 2. In certain embodiments, z is 0 or 1.

[00264] In certain embodiments, Z is a 1-piperidinyl group, *e.g.*, of the formula (ii-h) wherein W^{19} is N and W^{14} , W^{15} , W^{16} , W^{17} , and W^{18} are, independently, selected from CH_2 , CHR^{15} , $C(R^{15})_2$. In certain embodiments, Z is a 2-piperidinyl group, *e.g.*, of the formula (ii-h) wherein W^{14} is NR^{18} ; W^{15} , W^{16} , W^{17} , and W^{18} are, independently, CHR^{15} , $C(R^{15})_2$, or CH_2 ; and W^{19} is CH or CR^{15} . In certain embodiments, Z is a 3-piperidinyl group, *e.g.*, of the formula (ii-h) wherein W^{15} is NR^{18} ; W^{14} , W^{16} , W^{17} and W^{18} are, independently, CHR^{15} , $C(R^{15})_2$, or CH_2 ; and W^{19} is CH or CR^{15} . In certain embodiments, Z is a 4-piperidinyl group, *e.g.*, of the formula (ii-h) wherein W^{16} is NR^{18} ; W^{14} , W^{15} , W^{17} and W^{18} are, independently, CHR^{15} , $C(R^{15})_2$, or CH_2 ; and W^{19} is CH or CR^{15} .

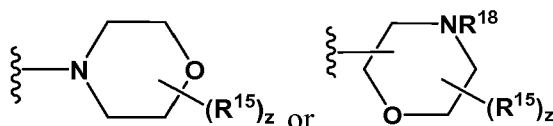
[00265] In certain embodiments, Z is a piperazinyl group. In certain embodiments, Z is a piperazinyl group substituted with 0, 1, 2, 3 or 4 R^{15} groups, *e.g.*, of the formulae:



wherein x is 0, 1, 2, 3, 4 or 5, and R^{15} and R^{18} are as defined below and herein. In certain embodiments, Z is an unsubstituted piperazinyl (*i.e.*, wherein z is 0). In certain embodiments, Z is a substituted piperazinyl (*e.g.*, wherein z is 1, 2, 3, 4 or 5). In certain embodiments, Z is a monosubstituted piperazinyl (*i.e.*, wherein z is 1). In certain embodiments, Z is a disubstituted piperazinyl (*i.e.*, wherein z is 2). In certain embodiments, Z is a trisubstituted piperazinyl (*i.e.*, wherein z is 3). In certain embodiments, z is 0, 1, 2 or 3. In certain embodiments, z is 0, 1 or 2. In certain embodiments, z is 0 or 1.

[00266] In certain embodiments, Z is a piperazinyl group, *e.g.*, of the formula (ii-h) wherein W^{19} is N, W^{16} is NR^{18} , and W^{14} , W^{15} , W^{16} , W^{17} , and W^{18} are, independently, CHR^{15} , $C(R^{15})_2$, or CH_2 . In certain embodiments, Z is a piperazinyl group wherein W^{19} is CH or CR^{15} , W^{14} and W^{17} are independently NR^{18} , and W^{15} , W^{16} , and W^{18} are, independently, CHR^{15} , $C(R^{15})_2$, or CH_2 .

[00267] In certain embodiments, Z is a morpholinyl group substituted with 0, 1, 2, 3 or 4 R^{15} groups, *e.g.*, of the formulae:

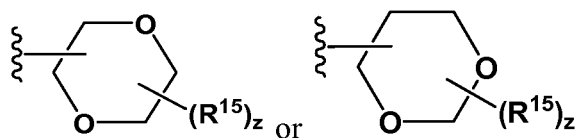


wherein z is 0, 1, 2, 3, 4 or 5, and R^{15} and R^{18} are as defined below and herein. In certain embodiments, Z is an unsubstituted morpholinyl (*i.e.*, wherein z is 0). In certain embodiments, Z is a substituted morpholinyl (*e.g.*, wherein z is 1, 2, 3, 4 or 5). In certain embodiments, Z is a monosubstituted morpholinyl (*i.e.*, wherein z is 1). In certain embodiments, Z is a disubstituted morpholinyl (*i.e.*, wherein z is 2). In certain embodiments, Z is a trisubstituted morpholinyl (*i.e.*, wherein z is 3). In certain embodiments, z is 0, 1, 2 or 3. In certain embodiments, z is 0, 1 or 2. In certain embodiments, z is 0 or 1.

[00268] In certain embodiments, Z is a morpholinyl group; *e.g.*, of the formula (ii-h) wherein W^{19} is N, W^{16} is O and W^{14} , W^{15} , W^{16} , and W^{17} are, independently, selected from CH_2 , CHR^{15} ,

$C(R^{15})_2$. In certain embodiments, Z is a morpholinyl group wherein W^{19} is CH or CR^{15} , W^{14} and W^{17} are independently selected from O and NR^{18} , and W^{15} , W^{16} , and W^{18} are, independently, CHR^{15} , $C(R^{15})_2$, or CH_2 .

[00269] In certain embodiments, Z is a dioxanyl group. In certain embodiments, Z is a dioxanyl group substituted with 0, 1, 2, 3 or 4 R^{15} groups, *e.g.*, of the formulae:



wherein z is 0, 1, 2, 3, 4 or 5, and R^{15} is as defined below and herein. In certain embodiments, Z is an unsubstituted dioxanyl (*i.e.*, wherein z is 0). In certain embodiments, Z is a substituted dioxanyl (*e.g.*, wherein z is 1, 2, 3, 4 or 5). In certain embodiments, Z is a monosubstituted dioxanyl (*i.e.*, wherein z is 1). In certain embodiments, Z is a disubstituted dioxanyl (*i.e.*, wherein z is 2). In certain embodiments, Z is a trisubstituted dioxanyl (*i.e.*, wherein z is 3). In certain embodiments, z is 0, 1, 2 or 3. In certain embodiments, z is 0, 1 or 2. In certain embodiments, z is 0 or 1.

[00270] In certain embodiments, Z is a dioxanyl group, *e.g.*, of the formula (ii-h) wherein W^{14} and W^{17} are O and W^{15} , W^{16} , and W^{18} are, independently, CHR^{15} , $C(R^{15})_2$, or CH_2 ; and W^{19} is CH or CR^{15} . In certain embodiments, Z is a dioxanyl group wherein W^{19} is CH or CR^{15} , W^{14} and W^{16} are independently selected from O, and W^{15} , W^{17} , and W^{18} are, independently, CHR^{15} , $C(R^{15})_2$, or CH_2 . In certain embodiments, Z is a dioxanyl group wherein W^{19} is CH or CR^{15} , W^{15} and W^{17} are independently selected from O, and W^{14} , W^{16} , and W^{18} are, independently, CHR^{15} , $C(R^{15})_2$, or CH_2 .

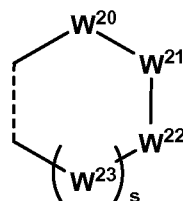
[00271] In certain embodiments, Z is a C_{3-10} carbocycl. In certain embodiments, Z is a C_{3-10} carbocycl substituted with 0, 1, 2, 3, 4 or 5 R^{15} groups. In certain embodiments, Z is a C_{5-8} carbocycl substituted with 0, 1, 2, 3, 4 or 5 R^{15} groups. In certain embodiments, Z is a C_{5-6} carbocycl substituted with 0, 1, 2, 3, 4 or 5 R^{15} groups. In certain embodiments, Z is a C_{9-10} carbocycl substituted with 0, 1, 2, 3, 4 or 5 R^{15} groups.

Embodiments Wherein R^a and R^d are Joined (fused)

[00272] As generally defined above, in certain embodiments, R^a and R^d are joined to form a C_{3-10} carbocyclyl or 3–14 membered heterocyclyl fused ring, and R^b and R^c are independently selected from $-H$, C_{1-10} alkyl and C_{1-10} perhaloalkyl.

[00273] In certain embodiments, each of R^b and R^c independently is selected from $-H$, C_{1-6} alkyl and C_{1-6} perhaloalkyl. In certain embodiments, each of R^b and R^c independently is selected from $-H$, C_{1-3} alkyl and C_{1-3} perhaloalkyl. In certain embodiments, each of R^b and R^c independently is selected from $-H$, C_1 alkyl and C_1 perhaloalkyl. In certain embodiments, each of R^b and R^c independently is selected from $-H$, $-CH_3$ and $-CF_3$. In certain embodiments, each of R^b and R^c independently is selected from $-H$ and $-CH_3$. In certain embodiments, each of R^b and R^c independently is selected from $-H$ and $-CF_3$. In certain embodiments, R^b and R^c are both $-H$.

[00274] In certain embodiments, R^a and R^d are joined to form a C_{5-7} carbocyclyl or 5–7 membered heterocyclyl fused ring. In certain embodiments, R^a and R^d are joined to form a C_{5-7} carbocyclyl or 5–7 membered heterocyclyl fused ring of the formula:

**(ii-j)**

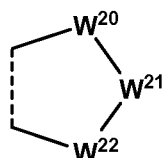
wherein W^{20} , W^{21} , W^{22} , and W^{23} are, independently, CH_2 , CHR^{15} , $C(R^{15})_2$ or NR^{18} , R^{15} and R^{18} are as defined below and herein, s is 0, 1 or 2, and the dashed line indicates ring fusion.

[00275] In certain embodiments, R^a and R^d are joined to form a C_{5-7} carbocyclyl fused ring. For example, in certain embodiments of formula **(ii-j)**, W^{20} , W^{21} , W^{22} and W^{23} are, independently, CH_2 , CHR^{15} or $C(R^{15})_2$. Exemplary C_{5-7} carbocyclyl groups which R^a and R^d can be joined to form include, but are not limited to, cyclopentyl, cyclohexyl and cycloheptyl, wherein such groups are substituted with 0, 1, 2, 3, 4 or 5 R^{15} groups.

[00276] In certain embodiments, R^a and R^d are joined to form a 5–7 membered heterocyclyl fused ring. For example, in certain embodiments of formula **(ii-j)**, W^{20} is NR^{18} , and W^{21} , W^{22} , and W^{23} are, independently, CH_2 , CHR^{15} or $C(R^{15})_2$. In certain embodiments of formula **(ii-j)**, W^{21} is NR^{18} , and W^{20} , W^{22} , and W^{23} are, independently, CH_2 , CHR^{15} or $C(R^{15})_2$. In certain

embodiments of formula **(ii-j)**, W^{22} is NR^{18} , and W^{20} , W^{21} , and W^{23} are, independently, CH_2 , CHR^{15} or $C(R^{15})_2$. Exemplary 5-7 membered heterocyclyl groups which R^a and R^d can be joined to form include, but are not limited to, pyrrolidinyl, pyrazolidinyl, imidazolidinyl, piperidinyl, piperazinyl and azepanyl, wherein such groups are substituted with 0, 1, 2, 3, 4 or 5 R^{15} groups.

[00277] In certain embodiments, wherein s is 0, R^a and R^d are joined to form a C_5 carbocycl or 5-membered heterocycl fused ring of the formula:



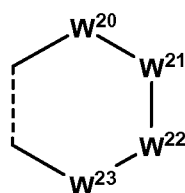
(ii-k)

wherein W^{20} , W^{21} and W^{22} , are, independently, CH_2 , CHR^{15} , $C(R^{15})_2$ or NR^{18} , R^{15} and R^{18} are as defined below and herein, and the dashed line indicates ring fusion.

[00278] In certain embodiments of formula **(ii-k)**, R^a and R^d are joined to form a C_5 carbocycl fused ring (*i.e.*, cyclopentyl) *e.g.*, wherein W^{20} , W^{21} and W^{22} , are, independently, CH_2 , CHR^{15} , $C(R^{15})_2$.

[00279] In certain embodiments of formula **(ii-k)**, R^a and R^d are joined to form a 5-membered heterocycl fused ring (*e.g.*, pyrrolidinyl), *e.g.*, wherein W^{21} is NR^{18} , and W^{20} , W^{22} , and W^{23} are, independently, CH_2 , CHR^{15} or $C(R^{15})_2$. In certain embodiments of formula **(ii-k)**, R^a and R^d are joined to form a 5-membered heterocycl fused ring (*e.g.*, pyrrolidinyl), *e.g.*, wherein W^{20} is NR^{18} , and W^{21} , W^{22} , and W^{23} are, independently, CH_2 , CHR^{15} or $C(R^{15})_2$.

[00280] In certain embodiments, wherein s is 1, R^a and R^d are joined to form a C_6 carbocycl or 6-membered heterocycl fused ring of the formula:



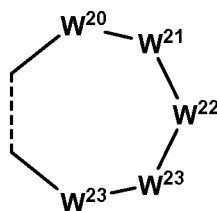
(ii-m)

wherein W^{20} , W^{21} , W^{22} , and W^{23} are, independently, CH_2 , CHR^{15} , $C(R^{15})_2$ or NR^{18} , R^{15} and R^{18} are as defined below and herein, and the dashed line indicates ring fusion.

[00281] In certain embodiments of formula **(ii-m)**, R^a and R^d are joined to form a C_6 carbocycl fused ring (*i.e.*, cyclohexyl) *e.g.*, wherein W^{20} , W^{21} , W^{22} , and W^{23} are, independently, CH_2 , CHR^{15} , $C(R^{15})_2$.

[00282] In certain embodiments of formula **(ii-m)**, R^a and R^d are joined to form a 6-membered heterocycl fused ring (*e.g.*, piperidinyl), *e.g.*, wherein W^{21} is NR^{18} , and W^{20} , W^{22} , and W^{23} are, independently, CH_2 , CHR^{15} or $C(R^{15})_2$. In certain embodiments of formula **(ii-m)**, R^a and R^d are joined to form a 6-membered heterocycl fused ring (*e.g.*, piperidinyl), *e.g.*, wherein W^{20} is NR^{18} , and W^{21} , W^{22} , and W^{23} are, independently, CH_2 , CHR^{15} or $C(R^{15})_2$.

[00283] In certain embodiments, wherein s is 2, R^a and R^d are joined to form a C_7 carbocycl or 7-membered heterocycl ring of the formula:



(ii-n)

wherein W^{20} , W^{21} , W^{22} , and W^{23} are, independently, CH_2 , CHR^{15} , $C(R^{15})_2$ or NR^{18} , R^{15} and R^{18} are as defined below and herein, and the dashed line indicates ring fusion.

[00284] In certain embodiments of formula **(ii-n)**, R^a and R^d are joined to form a C_7 carbocycl ring (*i.e.*, cycloheptyl) *e.g.*, wherein W^{20} , W^{21} , W^{22} , and W^{23} are, independently, CH_2 , CHR^{15} , $C(R^{15})_2$.

[00285] In certain embodiments of formula **(ii-n)**, R^a and R^d are joined to form a 7-membered heterocycl ring (*e.g.*, azepanyl), *e.g.*, wherein W^{21} is NR^{18} , and W^{20} , W^{22} , and W^{23} are, independently, CH_2 , CHR^{15} or $C(R^{15})_2$. In certain embodiments of formula **(ii-n)**, R^a and R^d are joined to form a 7-membered heterocycl ring (*e.g.*, azepanyl), *e.g.*, wherein W^{22} is NR^{18} , and W^{20} , W^{21} , and W^{23} are, independently, CH_2 , CHR^{15} or $C(R^{15})_2$.

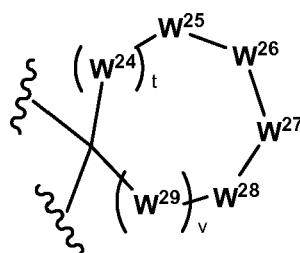
Embodiments wherein R^c and R^d are Joined (spiro-fused)

[00286] As generally defined above, in certain embodiments, R^c and R^d are joined to form a C_{3-10} carbocycl or 3–14 membered heterocycl spiro-fused ring, and R^a and R^b are independently selected from $-H$, C_{1-10} alkyl and C_{1-10} perhaloalkyl.

[00287] In certain embodiments, each of R^a and R^b independently is selected from $-H$, C_{1-6} alkyl and C_{1-6} perhaloalkyl. In certain embodiments, each of R^a and R^b independently is selected from $-H$, C_{1-3} alkyl and C_{1-3} perhaloalkyl. In certain embodiments, each of R^a and R^b independently is selected from $-H$, C_1 alkyl and C_1 perhaloalkyl. In certain embodiments, each of R^a and R^b independently is selected from $-H$, $-CH_3$ and $-CF_3$. In certain embodiments, each of R^a and R^b independently is selected from $-H$ and $-CH_3$. In certain embodiments, each of R^a and R^b independently is selected from $-H$ and $-CF_3$. In certain embodiments, R^a and R^b are both $-H$.

[00288] In certain embodiments, R^c and R^d are joined to form a C_{5-7} carbocyclyl, a 5-7 membered heterocyclyl, a 5,6-bicyclic carbocyclyl, a 6,6-bicyclic carbocyclyl, a 5,6-bicyclic heterocyclyl or a 6,6-bicyclic heterocyclyl spiro-fused ring.

[00289] For example, in certain embodiments, R^c and R^d are joined to form a C_{5-7} carbocyclyl, a 5-7 membered heterocyclyl, a 5,6-bicyclic carbocyclyl or 5,6-bicyclic heterocyclyl spiro-fused ring of the formula:



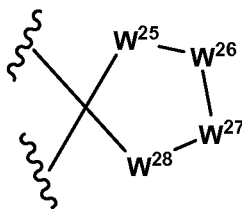
(iii-a)

wherein W^{24} , W^{25} , W^{26} , W^{27} , W^{28} and W^{29} are, independently, CH_2 , CHR^{15} , $C(R^{15})_2$ or NR^{18} , optionally wherein W^{25} and W^{26} are substituted with a fused C_6 aryl ring or fused 6-membered heteroaryl ring; t and v are, independently, 0 or 1; and R^{15} and R^{18} are as defined below and herein. In certain embodiments, t is 0 and v is 0. In certain embodiments, t is 0 and v is 1. In certain embodiments, t is 1 and v is 0. In certain embodiments, t is 1 and v is 1.

[00290] In certain embodiments, R^c and R^d are joined to form a C_{5-7} carbocyclyl spiro-fused ring. For example, in certain embodiments of formula (iii-a), W^{24} , W^{25} , W^{26} , W^{27} , W^{28} and W^{29} are, independently, CH_2 , CHR^{15} , or $C(R^{15})_2$. Exemplary C_{5-7} carbocyclyl groups which R^c and R^d can be joined to form include, but are not limited to, cyclopentyl, cyclohexyl and cycloheptyl, wherein such groups are substituted with 0, 1, 2, 3, 4 or 5 R^{15} groups.

[00291] In certain embodiments, R^c and R^d are joined to form a 5-7 membered heterocyclyl, spiro-fused ring. For example, in certain embodiments of formula (iii-a), W^{25} is NR^{18} and W^{26} , W^{27} , W^{28} and W^{29} are, independently, CH_2 , CHR^{15} , $C(R^{15})_2$. In certain embodiments of formula (iii-a), W^{26} is NR^{18} and W^{24} , W^{25} , W^{27} , W^{28} and W^{29} are, independently, CH_2 , CHR^{15} , $C(R^{15})_2$. In certain embodiments of formula (iii-a), W^{27} is NR^{18} and W^{24} , W^{25} , W^{26} , W^{28} and W^{29} are, independently, CH_2 , CHR^{15} , $C(R^{15})_2$. Exemplary 5-7 membered heterocyclyl groups which R^c and R^d can be joined to form include, but are not limited to, pyrrolidinyl, pyrazolidinyl, imidazolidinyl, piperidinyl, piperazinyl and azepanyl, wherein such groups are substituted with 0, 1, 2, 3, 4 or 5 R^{15} groups.

[00292] In certain embodiments, wherein t is 0 and v is 0, R^c and R^d are joined to form a C_5 carbocyclyl or 5-membered heterocyclyl spiro-fused ring of the formula:



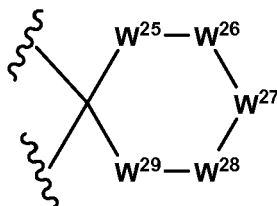
(iii-b)

wherein W^{25} , W^{26} , W^{27} and W^{28} are, independently, CH_2 , CHR^{15} , $C(R^{15})_2$ or NR^{18} , and R^{15} and R^{18} are as defined below and herein.

[00293] In certain embodiments, R^c and R^d are joined to form a C_5 carbocyclyl spiro-fused ring (*e.g.*, cyclopentyl); *e.g.*, of formula (iii-b) wherein W^{25} is NR^{18} and W^{26} , W^{27} and W^{28} are, independently, CH_2 , CHR^{15} or $C(R^{15})_2$.

[00294] In certain embodiments, R^c and R^d are joined to form a 5-membered heterocyclyl spiro-fused ring; *e.g.*, of formula (iii-b) wherein W^{26} is NR^{18} and W^{25} , W^{27} and W^{28} are, independently, CH_2 , CHR^{15} or $C(R^{15})_2$.

[00295] In certain embodiments, wherein t is 0 and v is 1, R^c and R^d are joined to form a C_6 carbocyclyl or 6-membered heterocyclyl spiro-fused ring of the formula:



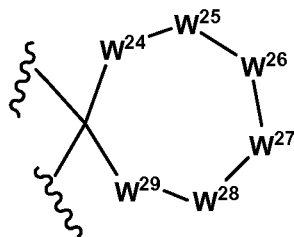
(iii-c)

wherein W^{25} , W^{26} , W^{27} , W^{28} and W^{29} are, independently, CH_2 , CHR^{15} , $C(R^{15})_2$ or NR^{18} , and R^{15} and R^{18} are as defined below and herein.

[00296] In certain embodiments, R^c and R^d are joined to form a C_6 carbocycl spiro-fused ring (e.g., cyclohexyl); e.g., of formula (iii-c) wherein W^{25} , W^{26} , W^{27} , W^{28} and W^{29} are, independently, CH_2 , CHR^{15} or $C(R^{15})_2$.

[00297] In certain embodiments, R^c and R^d are joined to form a 5-membered heterocycl spiro-fused ring; e.g., of formula (iii-c) wherein W^{26} is NR^{18} and W^{25} , W^{27} , W^{28} and W^{29} are, independently, CH_2 , CHR^{15} or $C(R^{15})_2$. In certain embodiments, R^c and R^d are joined to form a 5-membered heterocycl spiro-fused ring of formula (iii-c) wherein W^{27} is NR^{18} and W^{25} , W^{26} , W^{28} and W^{29} are, independently, CH_2 , CHR^{15} or $C(R^{15})_2$.

[00298] In certain embodiments, wherein t is 1 and v is 1, R^c and R^d are joined to form a C_7 carbocycl or 7-membered heterocycl spiro-fused ring of the formula:



(iii-d)

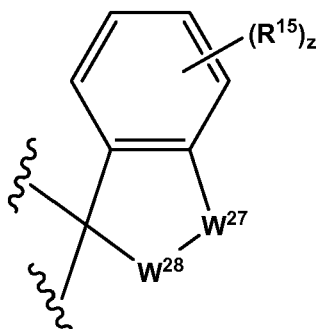
wherein W^{24} , W^{25} , W^{26} , W^{27} , W^{28} and W^{29} are, independently, CH_2 , CHR^{15} , $C(R^{15})_2$ or NR^{18} , and R^{15} and R^{18} are as defined below and herein.

[00299] In certain embodiments, R^c and R^d are joined to form a C_7 carbocycl spiro-fused ring (e.g., cycloheptyl); e.g., of formula (iii-d) wherein W^{24} , W^{25} , W^{26} , W^{27} , W^{28} and W^{29} are, independently, CH_2 , CHR^{15} or $C(R^{15})_2$.

[00300] In certain embodiments, R^c and R^d are joined to form a 7-membered heterocycl spiro-fused ring; e.g., of formula (iii-d) wherein W^{25} is NR^{18} and W^{24} , W^{26} , W^{27} , W^{28} and W^{29} are, independently, CH_2 , CHR^{15} or $C(R^{15})_2$. In certain embodiments, R^c and R^d are joined to form a 7-membered heterocycl spiro-fused ring wherein W^{26} is NR^{18} and W^{24} , W^{25} , W^{27} , W^{28} and W^{29} are, independently, CH_2 , CHR^{15} or $C(R^{15})_2$. In certain embodiments, R^c and R^d are joined to form a 7-membered heterocycl spiro-fused ring wherein W^{27} is NR^{18} and W^{24} , W^{25} , W^{26} , W^{28} and W^{29} are, independently, CH_2 , CHR^{15} or $C(R^{15})_2$.

[00301] In certain embodiments, R^c and R^d are joined to form a 5,6-bicyclic carbocycyl spiro-fused ring or a 5,6-bicyclic heterocycyl spiro-fused ring. For example, in certain embodiments of formula (iii-a), t and v are both 0, W^{25} and W^{26} are substituted with a fused C_6 aryl ring or fused 6-membered heteroaryl ring, and W^{27} is CH_2 , CHR^{15} , $C(R^{15})_2$, and NR^{18} , and W^{28} is CH_2 , CHR^{15} or $C(R^{15})_2$. In certain embodiments of formula (iii-a), R^c and R^d are joined to form a 5,6-bicyclic carbocycyl spiro-fused ring, *e.g.*, wherein t and v are both 0, W^{25} and W^{26} are substituted with a fused C_6 aryl ring or fused 6-membered heteroaryl ring, and W^{27} and W^{28} are, independently, CH_2 , CHR^{15} or $C(R^{15})_2$. In certain embodiments, W^{25} and W^{26} are substituted with a fused C_6 aryl ring.

[00302] For example, in certain embodiments, wherein t and v are both 0 and W^{25} and W^{26} are substituted with a fused C_6 aryl ring, R^c and R^d are joined to form a 5,6-bicyclic carbocycyl spiro-fused ring of the formula:



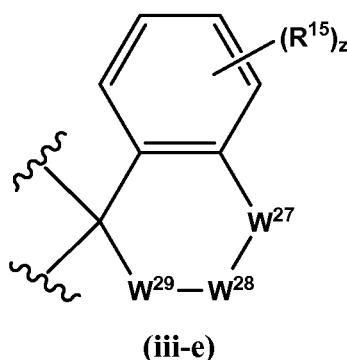
(iii-d)

wherein W^{27} and W^{28} are, independently, CH_2 , CHR^{15} , and $C(R^{15})_2$, z is 0, 1, 2, 3 or 4; and R^{15} is defined below and herein. In certain embodiments, W^{27} and W^{28} are both CH_2 groups. In certain embodiments, z is 0, 1, 2, 3 or 4. In certain embodiments, z is 0, 1, 2 or 3. In certain embodiments, z is 0, 1 or 2. In certain embodiments, z is 2. In certain embodiments, z is 1. In certain embodiments, z is 0.

[00303] In certain embodiments, R^c and R^d are joined to form a 6,6-bicyclic carbocycyl spiro-fused ring or a 6,6-bicyclic heterocycyl spiro-fused ring. For example, in certain embodiments of formula (iii-a), t is 0 and v is 1, W^{25} and W^{26} are substituted with a fused C_6 aryl ring or fused 6-membered heteroaryl ring, and W^{27} and W^{28} are independently CH_2 , CHR^{15} , $C(R^{15})_2$, and NR^{18} , and W^{29} is CH_2 , CHR^{15} , $C(R^{15})_2$. In certain embodiments of formula (iii-a), R^c and R^d are joined to form a 6,6-bicyclic carbocycyl spiro-fused ring, *e.g.*, wherein t is 0 and v is 1, W^{25} and W^{26} are substituted with a fused C_6 aryl ring or fused 6-membered heteroaryl ring, and W^{27} , W^{28}

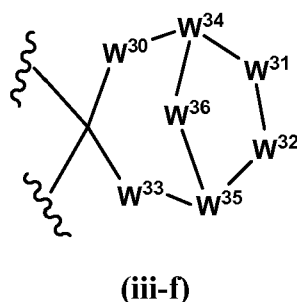
and W^{29} are, independently, CH_2 , CHR^{15} or $C(R^{15})_2$. In certain embodiments, W^{25} and W^{26} are substituted with a fused C_6 aryl ring.

[00304] For example, in certain embodiments, wherein t is 0 and v is 1 and W^{25} and W^{26} are substituted with a fused C_6 aryl ring, R^c and R^d are joined to form a 6,6-bicyclic carbocycl spiro-fused ring of the formula:



wherein W^{27} , W^{28} and W^{29} are, independently, CH_2 , CHR^{15} , and $C(R^{15})_2$, z is 0, 1, 2, 3 or 4, and R^{15} is as defined below and herein. In certain embodiments, W^{27} , W^{28} and W^{29} are each CH_2 groups. In certain embodiments, z is 0, 1, 2, 3 or 4. In certain embodiments, z is 0, 1, 2 or 3. In certain embodiments, z is 0, 1 or 2. In certain embodiments, z is 2. In certain embodiments, z is 1. In certain embodiments, z is 0.

[00305] In another aspect, R^c and R^d are joined to form a bridged carbocycl or bridged heterocycl spiro-fused ring of the formula:



wherein W^{30} , W^{31} , W^{32} , W^{33} and W^{36} are, independently, CH_2 , CHR^{15} , $C(R^{15})_2$ or NR^{18} ; and W^{34} and W^{35} are, independently, CH or CR^{15} , and R^{15} and R^{18} are as defined below and herein.

[00306] In certain embodiments of formula (iii-f), W^{30} , W^{31} , W^{32} , W^{33} are, independently, CH_2 , CHR^{15} or $C(R^{15})_2$; W^{36} is NR^{18} ; and W^{34} and W^{35} are, independently, CH or CR^{15} . In certain embodiments of formula (iii-f), W^{30} , W^{31} , W^{32} , W^{33} and W^{36} are, independently, CH_2 ,

CHR¹⁵ or C(R¹⁵)₂; and W³⁴ and W³⁵ are, independently, CH or CR¹⁵. In certain embodiments of formula (iii-f), W³⁴ and W³⁵ are CH.

R¹⁵ Groups

[00307] As used herein, each instance of R¹⁵ is, independently, selected from halogen (*i.e.*, fluoro (–F), bromo (–Br), chloro (–Cl), and iodo (–I)), –CN, –NO₂, –N₃, –SO₂H, –SO₃H, –OH, –OR¹⁶, –ON(R¹⁸)₂, –N(R¹⁸)₂, –N(R¹⁸)₃⁺X[–], –N(OR¹⁷)R¹⁸, –SH, –SR¹⁶, –SSR¹⁷, –C(=O)R¹⁶, –CO₂H, –CHO, –CO₂R¹⁶, –OC(=O)R¹⁶, –OCO₂R¹⁶, –C(=O)N(R¹⁸)₂, –OC(=O)N(R¹⁸)₂, –NR¹⁸C(=O)R¹⁶, –NR¹⁸CO₂R¹⁶, –NR¹⁸C(=O)N(R¹⁸)₂, –C(=NR¹⁸)R¹⁶, –C(=NR¹⁸)OR¹⁶, –OC(=NR¹⁸)R¹⁶, –OC(=NR¹⁸)OR¹⁶, –C(=NR¹⁸)N(R¹⁸)₂, –OC(=NR¹⁸)N(R¹⁸)₂, –NR¹⁸C(=NR¹⁸)N(R¹⁸)₂, –C(=O)NR¹⁸SO₂R¹⁶, –NR¹⁸SO₂R¹⁶, –SO₂N(R¹⁸)₂, –SO₂R¹⁶, –SO₂OR¹⁶, –OSO₂R¹⁶, –S(=O)R¹⁶, –OS(=O)R¹⁶, –Si(R¹⁶)₃, –OSi(R¹⁶)₃, –C(=S)N(R¹⁸)₂, –C(=O)SR¹⁶, –C(=S)SR¹⁶, –SC(S)SR¹⁶, –P(=O)₂R¹⁶, –OP(=O)₂R¹⁶, –P(=O)(R¹⁶)₂, –OP(=O)(R¹⁶)₂, –OP(=O)(OR¹⁷)₂, –P(=O)₂N(R¹⁸)₂, –OP(=O)₂N(R¹⁸)₂, –P(=O)(NR¹⁸)₂, –OP(=O)(NR¹⁸)₂, –NR¹⁸P(=O)(OR¹⁷)₂, –NR¹⁸P(=O)(NR¹⁸)₂, –P(R¹⁷)₂, –P(R¹⁷)₃, –OP(R¹⁷)₂, –OP(R¹⁷)₃, –B(OR¹⁷)₂, –BR¹⁶(OR¹⁷), C_{1–10} alkyl, C_{1–10} perhaloalkyl, C_{2–10} alkenyl, C_{2–10} alkynyl, C_{3–14} carbocyclyl, 3–14 membered heterocyclyl, C_{6–14} aryl, and 5–14 membered heteroaryl, wherein each alkyl, alkenyl, alkynyl, carbocyclyl, heterocyclyl, aryl, and heteroaryl is independently substituted with 0, 1, 2, 3, 4, or 5 R¹⁹ groups; or two vicinal R¹⁵ groups are replaced with the group –O(C(R²)₂)_{1–2}O– wherein each R² is independently H, C_{1–6} alkyl or halogen;

each instance of R¹⁶ is, independently, selected from C_{1–10} alkyl, C_{1–10} perhaloalkyl, C_{2–10} alkenyl, C_{2–10} alkynyl, C_{3–10} carbocyclyl, 3–14 membered heterocyclyl, C_{6–14} aryl, and 5–14 membered heteroaryl, wherein each alkyl, alkenyl, alkynyl, carbocyclyl, heterocyclyl, aryl, and heteroaryl is independently substituted with 0, 1, 2, 3, 4, or 5 R¹⁹ groups;

each instance of R¹⁸ is, independently, selected from hydrogen, –OH, –OR¹⁶, –N(R¹⁷)₂, –CN, –C(=O)R¹⁶, –C(=O)N(R¹⁷)₂, –CO₂R¹⁶, –SO₂R¹⁶, –C(=NR¹⁷)OR¹⁶, –C(=NR¹⁷)N(R¹⁷)₂, –SO₂N(R¹⁷)₂, –SO₂R¹⁷, –SO₂OR¹⁷, –SOR¹⁶, –C(=S)N(R¹⁷)₂, –C(=O)SR¹⁷, –C(=S)SR¹⁷, –P(=O)₂R¹⁶, –P(=O)(R¹⁶)₂, –P(=O)₂N(R¹⁷)₂, –P(=O)(NR¹⁷)₂, C_{1–10} alkyl, C_{1–10} perhaloalkyl, C_{2–10} alkenyl, C_{2–10} alkynyl, C_{3–10} carbocyclyl, 3–14 membered heterocyclyl, C_{6–14} aryl, and 5–14 membered heteroaryl, or two R¹⁷ groups attached to an N atom are joined to form a 3–14 membered heterocyclyl or 5–14 membered heteroaryl ring, wherein each alkyl, alkenyl, alkynyl,

carbocyclyl, heterocyclyl, aryl, and heteroaryl is independently substituted with 0, 1, 2, 3, 4, or 5 R^{19} groups;

each instance of R^{17} is, independently, selected from hydrogen, C_{1-10} alkyl, C_{1-10} perhaloalkyl, C_{2-10} alkenyl, C_{2-10} alkynyl, C_{3-10} carbocyclyl, 3–14 membered heterocyclyl, C_{6-14} aryl, and 5–14 membered heteroaryl, or two R^{17} groups attached to an N atom are joined to form a 3–14 membered heterocyclyl or 5–14 membered heteroaryl ring, wherein each alkyl, alkenyl, alkynyl, carbocyclyl, heterocyclyl, aryl, and heteroaryl is independently substituted with 0, 1, 2, 3, 4, or 5 R^{19} groups;

each instance of R^{19} is, independently, selected from halogen, $-\text{CN}$, $-\text{NO}_2$, $-\text{N}_3$, $-\text{SO}_2\text{H}$, $-\text{SO}_3\text{H}$, $-\text{OH}$, $-\text{OR}^{20}$, $-\text{ON}(\text{R}^{21})_2$, $-\text{N}(\text{R}^{21})_2$, $-\text{N}(\text{R}^{21})_3^+\text{X}^-$, $-\text{N}(\text{OR}^{20})\text{R}^{21}$, $-\text{SH}$, $-\text{SR}^{20}$, $-\text{SSR}^{20}$, $-\text{C}(=\text{O})\text{R}^{20}$, $-\text{CO}_2\text{H}$, $-\text{CO}_2\text{R}^{20}$, $-\text{OC}(=\text{O})\text{R}^{20}$, $-\text{OCO}_2\text{R}^{20}$, $-\text{C}(=\text{O})\text{N}(\text{R}^{21})_2$, $-\text{OC}(=\text{O})\text{N}(\text{R}^{21})_2$, $-\text{NR}^{21}\text{C}(=\text{O})\text{R}^{20}$, $-\text{NR}^{21}\text{CO}_2\text{R}^{20}$, $-\text{NR}^{21}\text{C}(=\text{O})\text{N}(\text{R}^{21})_2$, $-\text{C}(=\text{NR}^{21})\text{OR}^{20}$, $-\text{OC}(=\text{NR}^{21})\text{R}^{20}$, $-\text{OC}(=\text{NR}^{21})\text{OR}^{20}$, $-\text{C}(=\text{NR}^{21})\text{N}(\text{R}^{21})_2$, $-\text{OC}(=\text{NR}^{21})\text{N}(\text{R}^{21})_2$, $-\text{NR}^{21}\text{C}(=\text{NR}^{21})\text{N}(\text{R}^{21})_2$, $-\text{NR}^{21}\text{SO}_2\text{R}^{20}$, $-\text{SO}_2\text{N}(\text{R}^{21})_2$, $-\text{SO}_2\text{R}^{20}$, $-\text{SO}_2\text{OR}^{20}$, $-\text{OSO}_2\text{R}^{20}$, $-\text{S}(=\text{O})\text{R}^{20}$, $-\text{Si}(\text{R}^{20})_3$, $-\text{OSi}(\text{R}^{20})_3$, $-\text{C}(=\text{S})\text{N}(\text{R}^{21})_2$, $-\text{C}(=\text{O})\text{SR}^{20}$, $-\text{C}(=\text{S})\text{SR}^{20}$, $-\text{SC}(=\text{S})\text{SR}^{20}$, $-\text{P}(=\text{O})_2\text{R}^{20}$, $-\text{P}(=\text{O})(\text{R}^{20})_2$, $-\text{OP}(=\text{O})(\text{R}^{20})_2$, $-\text{OP}(=\text{O})(\text{OR}^{20})_2$, C_{1-6} alkyl, C_{1-6} perhaloalkyl, C_{2-6} alkenyl, C_{2-6} alkynyl, C_{3-10} carbocyclyl, 3–10 membered heterocyclyl, C_{6-10} aryl, 5–10 membered heteroaryl, wherein each alkyl, alkenyl, alkynyl, carbocyclyl, heterocyclyl, aryl, and heteroaryl is independently substituted with 0, 1, 2, 3, 4, or 5 R^{22} groups, or two geminal R^{19} substituents can be joined to form $=\text{O}$ or $=\text{S}$;

each instance of R^{20} is, independently, selected from C_{1-6} alkyl, C_{1-6} perhaloalkyl, C_{2-6} alkenyl, C_{2-6} alkynyl, C_{3-10} carbocyclyl, C_{6-10} aryl, 3–10 membered heterocyclyl, and 3–10 membered heteroaryl, wherein each alkyl, alkenyl, alkynyl, carbocyclyl, heterocyclyl, aryl, and heteroaryl is independently substituted with 0, 1, 2, 3, 4, or 5 R^{22} groups;

each instance of R^{21} is, independently, selected from hydrogen, C_{1-6} alkyl, C_{1-6} perhaloalkyl, C_{2-6} alkenyl, C_{2-6} alkynyl, C_{3-10} carbocyclyl, 3–10 membered heterocyclyl, C_{6-10} aryl and 5–10 membered heteroaryl, or two R^{21} groups attached to an N atom are joined to form a 3–14 membered heterocyclyl or 5–14 membered heteroaryl ring, wherein each alkyl, alkenyl, alkynyl, carbocyclyl, heterocyclyl, aryl, and heteroaryl is independently substituted with 0, 1, 2, 3, 4, or 5 R^{22} groups; and

each instance of R^{22} is, independently, halogen, $-\text{CN}$, $-\text{NO}_2$, $-\text{N}_3$, $-\text{SO}_2\text{H}$, $-\text{SO}_3\text{H}$, $-\text{OH}$, $-\text{OC}_{1-6}$ alkyl, $-\text{ON}(\text{C}_{1-6}$ alkyl) $_2$, $-\text{N}(\text{C}_{1-6}$ alkyl) $_2$, $-\text{N}(\text{C}_{1-6}$ alkyl) $_3\text{X}$, $-\text{NH}(\text{C}_{1-6}$ alkyl) $_2\text{X}$, $-\text{NH}_2(\text{C}_{1-6}$ alkyl) X , $-\text{NH}_3\text{X}$, $-\text{N}(\text{OC}_{1-6}$ alkyl)(C_{1-6} alkyl), $-\text{N}(\text{OH})(\text{C}_{1-6}$ alkyl), $-\text{NH}(\text{OH})$, $-\text{SH}$, $-\text{SC}_{1-6}$ alkyl, $-\text{SS}(\text{C}_{1-6}$ alkyl), $-\text{C}(=\text{O})(\text{C}_{1-6}$ alkyl), $-\text{CO}_2\text{H}$, $-\text{CO}_2(\text{C}_{1-6}$ alkyl), $-\text{OC}(=\text{O})(\text{C}_{1-6}$ alkyl), $-\text{OCO}_2(\text{C}_{1-6}$ alkyl), $-\text{C}(=\text{O})\text{NH}_2$, $-\text{C}(=\text{O})\text{N}(\text{C}_{1-6}$ alkyl) $_2$, $-\text{OC}(=\text{O})\text{NH}(\text{C}_{1-6}$ alkyl), $-\text{NHC}(=\text{O})(\text{C}_{1-6}$ alkyl), $-\text{N}(\text{C}_{1-6}$ alkyl) $\text{C}(=\text{O})(\text{C}_{1-6}$ alkyl), $-\text{NHCO}_2(\text{C}_{1-6}$ alkyl), $-\text{NHC}(=\text{O})\text{N}(\text{C}_{1-6}$ alkyl) $_2$, $-\text{NHC}(=\text{O})\text{NH}(\text{C}_{1-6}$ alkyl), $-\text{NHC}(=\text{O})\text{NH}_2$, $-\text{C}(=\text{NH})\text{O}(\text{C}_{1-6}$ alkyl), $-\text{OC}(=\text{NH})(\text{C}_{1-6}$ alkyl), $-\text{OC}(=\text{NH})\text{OC}_{1-6}$ alkyl, $-\text{C}(=\text{NH})\text{N}(\text{C}_{1-6}$ alkyl) $_2$, $-\text{C}(=\text{NH})\text{NH}(\text{C}_{1-6}$ alkyl), $-\text{C}(=\text{NH})\text{NH}_2$, $-\text{OC}(=\text{NH})\text{N}(\text{C}_{1-6}$ alkyl) $_2$, $-\text{OC}(\text{NH})\text{NH}(\text{C}_{1-6}$ alkyl), $-\text{OC}(\text{NH})\text{NH}_2$, $-\text{NHC}(\text{NH})\text{N}(\text{C}_{1-6}$ alkyl) $_2$, $-\text{NHC}(=\text{NH})\text{NH}_2$, $-\text{NH}\text{SO}_2(\text{C}_{1-6}$ alkyl), $-\text{SO}_2\text{N}(\text{C}_{1-6}$ alkyl) $_2$, $-\text{SO}_2\text{NH}(\text{C}_{1-6}$ alkyl), $-\text{SO}_2\text{NH}_2$, $-\text{SO}_2\text{C}_{1-6}$ alkyl, $-\text{SO}_2\text{OC}_{1-6}$ alkyl, $-\text{OSO}_2\text{C}_{1-6}$ alkyl, $-\text{SOC}_{1-6}$ alkyl, $-\text{Si}(\text{C}_{1-6}$ alkyl) $_3$, $-\text{OSi}(\text{C}_{1-6}$ alkyl) $_3$, $-\text{C}(=\text{S})\text{N}(\text{C}_{1-6}$ alkyl) $_2$, $\text{C}(=\text{S})\text{NH}(\text{C}_{1-6}$ alkyl), $\text{C}(=\text{S})\text{NH}_2$, $-\text{C}(=\text{O})\text{S}(\text{C}_{1-6}$ alkyl), $-\text{C}(=\text{S})\text{SC}_{1-6}$ alkyl, $-\text{SC}(=\text{S})\text{SC}_{1-6}$ alkyl, $-\text{P}(=\text{O})_2(\text{C}_{1-6}$ alkyl), $-\text{P}(=\text{O})(\text{C}_{1-6}$ alkyl) $_2$, $-\text{OP}(=\text{O})(\text{C}_{1-6}$ alkyl) $_2$, $-\text{OP}(=\text{O})(\text{OC}_{1-6}$ alkyl) $_2$, C_{1-6} alkyl, C_{1-6} perhaloalkyl, C_{2-6} alkenyl, C_{2-6} alkynyl, C_{3-10} carbocyclyl, C_{6-10} aryl, 3–10 membered heterocyclyl, 5–10 membered heteroaryl; or two geminal R^{22} substituents can be joined to form $=\text{O}$ or $=\text{S}$;

wherein X^- is a counterion.

[00308] In certain embodiments, each instance of R^{15} is, independently, selected from fluoro ($-\text{F}$), bromo ($-\text{Br}$), chloro ($-\text{Cl}$), and iodo ($-\text{I}$), $-\text{OR}^{16}$, $-\text{C}(=\text{O})\text{N}(\text{R}^{18})_2$, $-\text{SO}_2\text{N}(\text{R}^{18})_2$, C_{1-10} alkyl, C_{1-10} perhaloalkyl, C_{2-10} alkenyl, C_{2-10} alkynyl, C_{6-14} aryl, and 5–14 membered heteroaryl, wherein each alkyl, alkenyl, alkynyl, aryl, and heteroaryl is independently substituted with 0, 1, 2, 3, 4, or 5 R^{19} groups.

[00309] In certain embodiments, R^{15} is, independently, selected from fluoro ($-\text{F}$), bromo ($-\text{Br}$), chloro ($-\text{Cl}$), and iodo ($-\text{I}$), $-\text{OR}^{16}$ and C_{1-10} perhaloalkyl. In certain embodiments, R^{15} is, independently, selected from fluoro ($-\text{F}$), bromo ($-\text{Br}$), chloro ($-\text{Cl}$), and iodo ($-\text{I}$) and $-\text{OR}^{16}$. In certain embodiments, R^{15} is, independently, selected from fluoro ($-\text{F}$), bromo ($-\text{Br}$), chloro ($-\text{Cl}$), and iodo ($-\text{I}$) and C_{1-10} perhaloalkyl.

[00310] In certain embodiments, R^{15} is selected from $-\text{OR}^{16}$ and C_{1-10} perhaloalkyl.

[00311] In certain embodiments, R^{15} is $-\text{OR}^{16}$. In certain embodiments, R^{16} is selected from C_{1-10} alkyl, C_{1-10} perhaloalkyl, C_{2-10} alkenyl, C_{2-10} alkynyl, C_{6-10} aryl, and 5–6 membered

heteroaryl, wherein each alkyl, alkenyl, alkynyl, aryl, and heteroaryl is independently substituted with 0, 1, 2, 3, 4, or 5 R¹⁹ groups.

[00312] In certain embodiments, R¹⁵ is -OR¹⁶, and R¹⁶ is selected from C₁₋₁₀ alkyl. In certain embodiments, R¹⁵ is -OR¹⁶, and R¹⁶ is selected from C₁₋₆ alkyl. In certain embodiments, R¹⁵ is -OR¹⁶, and R¹⁶ is selected from C₁₋₄ alkyl. In certain embodiments, R¹⁵ is -OR¹⁶, and R¹⁶ is selected from C₁₋₂ alkyl. In certain embodiments, R¹⁵ is -OR¹⁶ and R¹⁶ is -CH₃, -Et, -iPr, -nBu, -n-pentyl. In certain embodiments, R¹⁵ is -OR¹⁶ and R¹⁶ is -CH₃.

[00313] In certain embodiments, R¹⁵ is -OR¹⁶, and R¹⁶ is selected from C₁₋₁₀ perhaloalkyl. In certain embodiments, R¹⁵ is -OR¹⁶, and R¹⁶ is selected from C₁₋₆ perhaloalkyl. In certain embodiments, R¹⁵ is -OR¹⁶, and R¹⁶ is selected from C₁₋₄ perhaloalkyl. In certain embodiments, R¹⁵ is -OR¹⁶, and R¹⁶ is selected from C₁₋₂ perhaloalkyl. In certain embodiments, R¹⁵ is -OR¹⁶ and R¹⁶ is -CF₃, -CF₂CF₃, -CF₂CF₂CF₃, -CCl₃, -CFCl₂, or -CF₂Cl. In certain embodiments, R¹⁵ is -OR¹⁶ and R¹⁶ is -CF₃.

[00314] In certain embodiments, R¹⁵ is -OR¹⁶, and R¹⁶ is selected from C₂₋₁₀ alkenyl. In certain embodiments, R¹⁵ is -OR¹⁶, and R¹⁶ is selected from C₂₋₆ alkenyl. In certain embodiments, R¹⁵ is -OR¹⁶, and R¹⁶ is selected from C₂₋₄ alkenyl. In certain embodiments, R¹⁵ is -OR¹⁶, and R¹⁶ is selected from -CH₂CHCH₂ (*i.e.*, allyl).

[00315] In certain embodiments, R¹⁵ is -OR¹⁶, and R¹⁶ is selected from C₂₋₁₀ alkynyl. In certain embodiments, R¹⁵ is -OR¹⁶, and R¹⁶ is selected from C₂₋₆ alkynyl. In certain embodiments, R¹⁵ is -OR¹⁶, and R¹⁶ is selected from C₂₋₄ alkynyl. In certain embodiments, R¹⁵ is -OR¹⁶, and R¹⁶ is selected from -CH₂CCH (*i.e.*, propargyl).

[00316] In certain embodiments, R¹⁵ is -OR¹⁶, and R¹⁶ is selected from C₆ aryl (*e.g.*, phenyl) substituted with 0, 1, 2, 3 or 4 R¹⁹ groups. In certain embodiments, R¹⁵ is -OR¹⁶, and R¹⁶ is phenyl substituted with 0, 1 or 2 R¹⁹ groups. In certain embodiments, R¹⁵ is -OR¹⁶, and R¹⁶ is phenyl substituted with 1 R¹⁹ groups. In certain embodiments, R¹⁵ is -OR¹⁶, and R¹⁶ is phenyl substituted with 0 R¹⁹ groups (*i.e.*, -C₆H₅).

[00317] In certain embodiments, R¹⁵ is -OR¹⁶, and R¹⁶ is selected from 5-6 membered heteroaryl substituted with 0, 1, 2, 3 or 4 R¹⁹ groups. In certain embodiments, R¹⁵ is -OR¹⁶, and R¹⁶ is selected from a 6 membered heteroaryl substituted with 0, 1, 2, 3 or 4 R¹⁹ groups. In certain embodiments, R¹⁵ is -OR¹⁶, and R¹⁶ is selected from pyridinyl (*e.g.*, 2-pyridinyl, 3-pyridinyl, 4-pyridinyl) substituted with 0, 1, 2, 3 or 4 R¹⁹ groups. In certain embodiments, R¹⁵ is

–OR¹⁶, and R¹⁶ is selected from pyrimidinyl (*e.g.*, 2-pyrimidinyl, 4-pyrimidinyl, 5-pyrimidinyl) substituted with 0, 1, 2 or 3 R¹⁹ groups.

[00318] In certain embodiments, R¹⁵ is –C(=O)N(R¹⁸)₂.

[00319] In certain embodiments, R¹⁵ is –SO₂N(R¹⁸)₂.

[00320] In certain embodiments, R¹⁵ is C_{1–10} perhaloalkyl. In certain embodiments, R¹⁵ is C_{1–6} perhaloalkyl. In certain embodiments, R¹⁵ is C_{1–4} perhaloalkyl. In certain embodiments, R¹⁵ is C_{1–2} perhaloalkyl. In certain embodiments, R¹⁵ is selected from –CF₃, –CF₂CF₃, –CF₂CF₂CF₃, –CCl₃, –CFCl₂, and –CF₂Cl. In certain embodiments, R¹⁵ is selected from –CF₃.

[00321] In certain embodiments, R¹⁵ is C_{1–10} alkyl substituted with 0, 1, 2, 3, 4, or 5 R¹⁹ groups. In certain embodiments, R¹⁵ is C_{1–6} alkyl substituted with 0, 1, 2, 3, 4, or 5 R¹⁹ groups. R¹⁵ is C_{1–4} alkyl substituted with 0, 1, 2, 3, 4, or 5 R¹⁹ groups. In certain embodiments, the R¹⁵ alkyl group is unsubstituted (0 R¹⁹ groups). In certain embodiments, R¹⁵ is –CH₃, –Et, –iPr, –nBu, –n-pentyl.

[00322] In certain embodiments, R¹⁵ is C_{2–10} alkenyl substituted with 0, 1, 2, 3, 4, or 5 R¹⁹ groups. In certain embodiments, R¹⁵ is C_{2–6} alkenyl substituted with 0, 1, 2, 3 or 4 R¹⁹ groups. In certain embodiments, R¹⁵ is C_{2–4} alkenyl substituted with 0, 1, 2 or 3 R¹⁹ groups. In certain embodiments, the R¹⁵ alkenyl group is unsubstituted (0 R¹⁹ groups). In certain embodiments, R¹⁵ is –CH₂CHCH₂ (*i.e.*, allyl),

[00323] In certain embodiments, R¹⁵ is C_{2–10} alkynyl substituted with 0, 1, 2, 3, 4, or 5 R¹⁹ groups. In certain embodiments, R¹⁵ is C_{2–6} alkynyl substituted with 0, 1, 2 or 3 R¹⁹ groups. In certain embodiments, R¹⁵ is C_{2–4} alkynyl substituted with 0, 1 or 2 R¹⁹ groups. In certain embodiments, the R¹⁵ alkynyl group is unsubstituted (0 R¹⁹ groups). In certain embodiments, R¹⁵ is –CH₂CCH (*i.e.*, propargyl).

[00324] In certain embodiments, R¹⁵ is C_{6–14} aryl. In certain embodiments, R¹⁵ is selected from C₆ aryl (*e.g.*, phenyl) substituted with 0, 1, 2, 3 or 4 R¹⁹ groups. In certain embodiments, R¹⁵ is an unsubstituted phenyl. In certain embodiments, R¹⁵ is a monosubstituted phenyl (*i.e.*, substituted with 1 R¹⁹ group).

[00325] In certain embodiments, R¹⁵ is 5–14 membered heteroaryl substituted with 0, 1, 2, 3, 4, or 5 R¹⁹ groups. In certain embodiments, R¹⁵ is 5–6 membered heteroaryl substituted with 0, 1, 2, 3 or 4 R¹⁹ groups. In certain embodiments, R¹⁵ is a 6-membered heteroaryl substituted with 0, 1, 2, 3 or 4 R¹⁹ groups. In certain embodiments, R¹⁵ is pyridinyl (*e.g.*, 2-pyridinyl, 3-pyridinyl, 4-

pyridinyl) substituted with 0, 1, 2, 3 or 4 R^{19} groups. In certain embodiments, R^{15} is pyrimidinyl (*e.g.*, 2-pyrimidinyl, 4-pyrimidinyl, 5-pyrimidinyl) substituted with 0, 1, 2 or 3 R^{19} groups. In certain embodiments, the R^{15} heteroaryl group is unsubstituted (0 R^{19} groups).

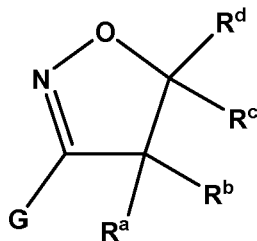
R^{18} Groups

[00326] In certain embodiments, each instance of R^{18} is, independently, selected from $-H$, $-OH$, $-OR^{16}$, $-N(R^{17})_2$, $-C(=O)R^{16}$, $-C(=O)N(R^{17})_2$, $-CO_2R^{16}$, $-SO_2R^{16}$, $-C(=NR^{17})R^{16}$, $-C(=NR^{17})OR^{16}$, $-C(=NR^{17})N(R^{17})_2$, $-SO_2N(R^{17})_2$, $-SO_2R^{16}$, $-SO_2OR^{16}$, $-SOR^{16}$, $-C(=S)N(R^{17})_2$, $-C(=O)SR^{16}$, $-C(=S)SR^{16}$, C_{1-10} alkyl (*e.g.*, aralkyl), C_{2-10} alkenyl, C_{2-10} alkynyl, C_{3-10} carbocyclyl, 3–14 membered heterocyclyl, C_{6-14} aryl, and 5–14 membered heteroaryl groups, wherein each alkyl, alkenyl, alkynyl, carbocyclyl, heterocyclyl, aralkyl, aryl, and heteroaryl is independently substituted with 0, 1, 2, 3, 4, or 5 R^{19} groups, wherein R^{16} , R^{17} , R^{19} are as defined above and herein.

[00327] In certain embodiments, each instance of R^{17} is, independently, selected from $-H$, $-C(=O)R^{16}$, $-C(=O)OR^{16}$, $-SO_2R^{16}$, or C_{1-6} alkyl. In certain embodiments, each instance of R^{17} is, independently, selected from $-H$ or C_{1-6} alkyl. In certain embodiments, each instance of R^{17} is, independently, selected from $-H$ and $-CH_3$. In certain embodiments, each instance of R^{17} is, independently, selected from $-H$. In certain embodiments, each instance of R^{17} is, independently, selected from $-CH_3$.

Additional Embodiments of Compounds of Formula (I)

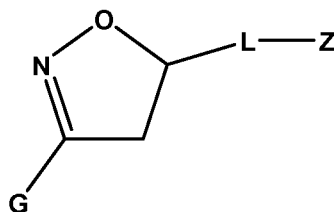
[00328] As defined generally above, the present invention provides compounds of the formula (I):



(I)

or a pharmaceutically acceptable form thereof, wherein G, R^a , R^b , R^c and R^d are as defined herein.

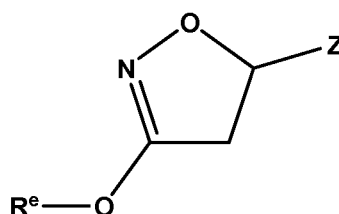
[00329] In one aspect, wherein R^a , R^b , R^c are each H, and R^d is the group Z, the present invention provides compounds of the formula (II):



(II)

or a pharmaceutically acceptable form thereof, wherein G and Z are as defined herein. In certain embodiments, L is a covalent bond. In certain embodiments, G is $-OR^e$. In certain embodiments, G is $-Br$. However, in certain embodiments, G is not halogen (*e.g.*, $-Br$, $-Cl$, $-I$).

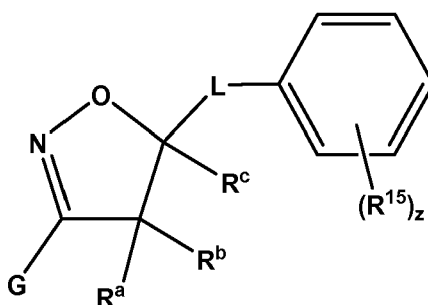
[00330] For example, in certain embodiments, wherein L is a covalent bond, R^a , R^b , R^c are each H, and G is the group $-OR^e$, the present invention provides compounds of the formula (II-a):



(II-a)

or a pharmaceutically acceptable form thereof, wherein R^e and Z are as defined herein.

[00331] In certain embodiments, wherein Z is a phenyl ring, the present invention provides compounds of the formula (II-b):

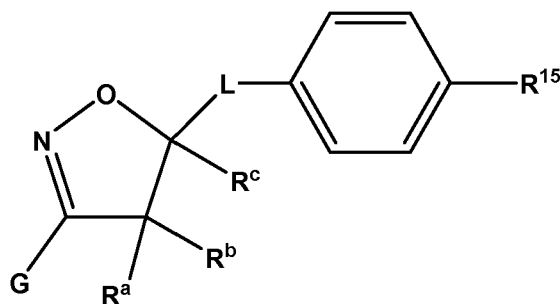


(II-b)

or a pharmaceutically acceptable form thereof, wherein G, L, R^a , R^b , R^c , R^{15} and z are as defined herein. For example, in certain embodiments, z is 1 and R^{15} is at the *ortho* position. In certain embodiments, z is 1 and R^{15} is at the *meta* position. In certain embodiments, z is 1 and

R^{15} is at the *para* position. In certain embodiments, z is 2 and R^{15} is at the *meta* and *para* position. In certain embodiments, L is a covalent bond. In certain embodiments, G is $-OR^e$. In certain embodiments, G is $-Br$. However, in certain embodiments, G is not halogen (*e.g.*, $-Br$, $-Cl$, $-I$). In certain embodiments, R^{15} is selected from $-OR^{16}$ and C_{1-10} perhaloalkyl.

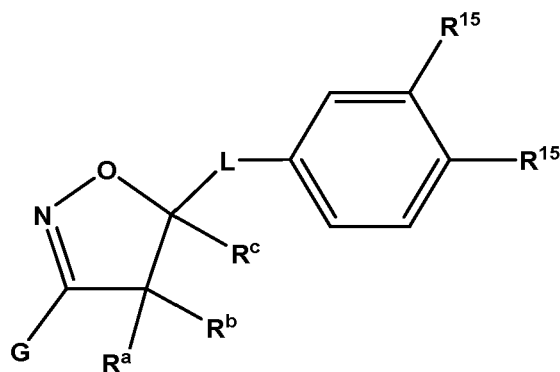
[00332] For example, in certain embodiments, z is 1 and R^{15} is *para* to provide compounds of the formula (II-c):



(II-b)

or a pharmaceutically acceptable form thereof, wherein G , L , R^a , R^b , R^c , R^{15} and z are as defined herein. In certain embodiments, L is a covalent bond. In certain embodiments, G is $-OR^e$. In certain embodiments, G is $-Br$. However, in certain embodiments, G is not halogen (*e.g.*, $-Br$, $-Cl$, $-I$). In certain embodiments, R^{15} is selected from $-OR^{16}$ and C_{1-10} perhaloalkyl.

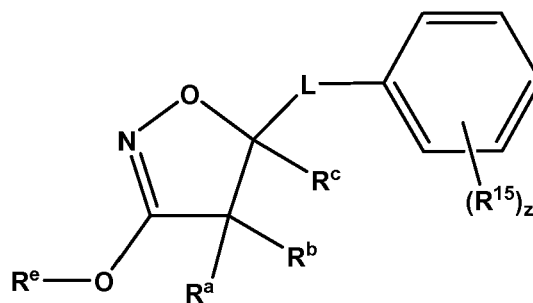
[00333] For example, in certain embodiments, z is 2 and one R^{15} is *meta* and one R^{15} is *para* to provide compounds of the formula (II-c):



(II-c)

or a pharmaceutically acceptable form thereof, wherein G , L , R^a , R^b , R^c , R^{15} and z are as defined herein. In certain embodiments, L is a covalent bond. In certain embodiments, G is $-OR^e$. In certain embodiments, G is $-Br$. However, in certain embodiments, G is not halogen (*e.g.*, $-Br$, $-Cl$, $-I$). In certain embodiments, R^{15} is selected from $-OR^{16}$ and C_{1-10} perhaloalkyl.

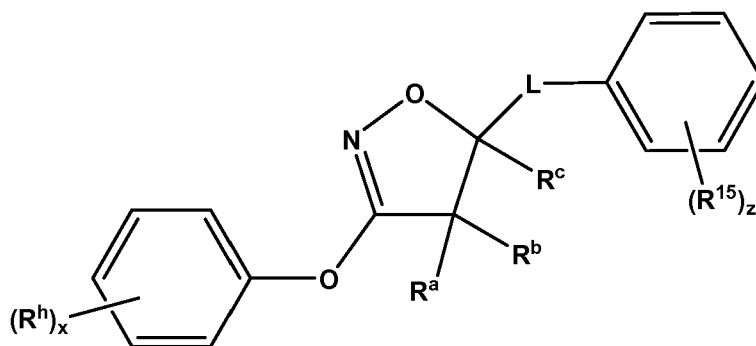
[00334] For example, in certain embodiments, wherein Z is an phenyl ring, and G is the group $-OR^e$, the present invention provides compounds of the formula (II-d):



(II-d)

or a pharmaceutically acceptable form thereof, wherein L, R^a , R^b , R^c , R^{15} , R^e and z are as defined herein. For example, in certain embodiments, z is 1 and R^{15} is at the *ortho* position. In certain embodiments, z is 1 and R^{15} is at the *meta* position. In certain embodiments, z is 1 and R^{15} is at the *para* position. In certain embodiments, L is a covalent bond. In certain embodiments, R^{15} is selected from $-OR^{16}$ and C_{1-10} perhaloalkyl.

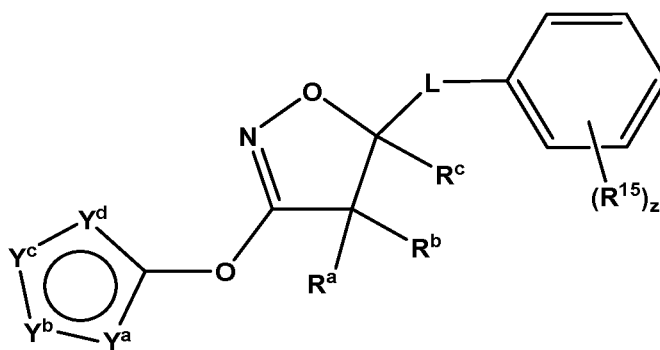
[00335] In certain embodiments, wherein Z is an phenyl ring, G is the group $-OR^e$, and R^e is an phenyl ring, the present invention provides compounds of the formula (II-e):



(II-e)

or a pharmaceutically acceptable form thereof, wherein L, R^a , R^b , R^c , R^{15} , R^h , x and z are as defined herein. For example, in certain embodiments, z is 1 and R^{15} is at the *ortho* position. In certain embodiments, z is 1 and R^{15} is at the *meta* position. In certain embodiments, z is 1 and R^{15} is at the *para* position. In certain embodiments, L is a covalent bond. In certain embodiments, R^{15} is selected from $-OR^{16}$ and C_{1-10} perhaloalkyl.

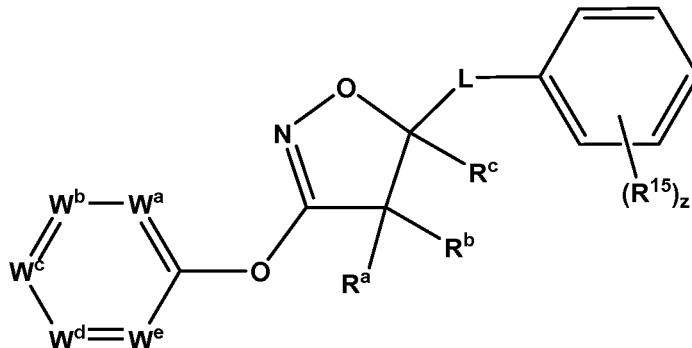
[00336] In certain embodiments, wherein Z is an phenyl ring, G is the group $-OR^e$, and R^e is an 5-membered heteroaryl ring, the present invention provides compounds of the formula (II-f):



(II-f)

or a pharmaceutically acceptable form thereof, wherein Y^a , Y^b , Y^c , Y^d , L , R^a , R^b , R^c , R^{15} and z are as defined herein. For example, in certain embodiments, z is 1 and R^{15} is at the *ortho* position. In certain embodiments, z is 1 and R^{15} is at the *meta* position. In certain embodiments, z is 1 and R^{15} is at the *para* position. In certain embodiments, L is a covalent bond. In certain embodiments, R^{15} is selected from $-OR^{16}$ and C_{1-10} perhaloalkyl.

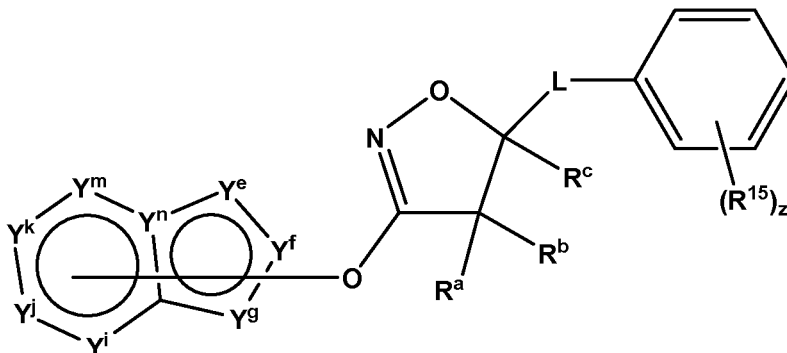
[00337] In certain embodiments, wherein Z is an phenyl ring, G is the group $-OR^e$, and R^e is an 6-membered heteroaryl ring, the present invention provides compounds of the formula (II-g):



(II-g)

or a pharmaceutically acceptable form thereof, wherein W^a , W^b , W^c , W^d , W^e , L , R^a , R^b , R^c , R^{15} and z are as defined herein. For example, in certain embodiments, z is 1 and R^{15} is at the *ortho* position. In certain embodiments, z is 1 and R^{15} is at the *meta* position. In certain embodiments, z is 1 and R^{15} is at the *para* position. In certain embodiments, R^{15} is selected from $-OR^{16}$ and C_{1-10} perhaloalkyl. In certain embodiments, L is a covalent bond. In certain embodiments, W^b is N and W^a , W^c , W^d and W^e are selected from CH or CR^h . In certain embodiments, W^b is N, W^c is CR^h and W^a , W^c , W^d and W^e are each CH. In certain embodiments, W^b and W^d are N and W^a , W^c , W^d and W^e are selected from CH or CR^h .

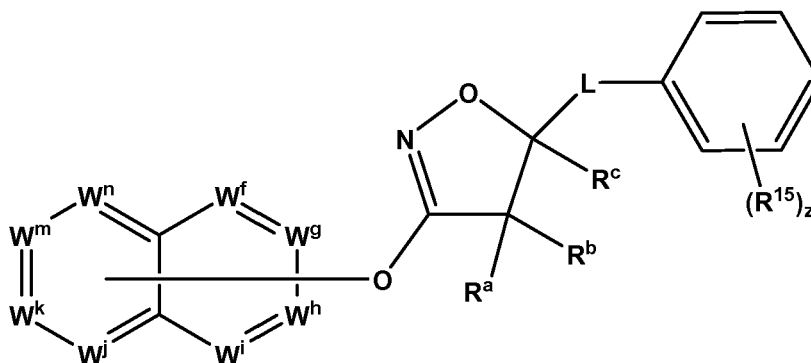
[00338] In certain embodiments, wherein Z is a phenyl ring, G is the group $-\text{OR}^e$, and R^e is an 9-membered heteroaryl ring, the present invention provides compounds of the formula (II-h):



(II-h)

or a pharmaceutically acceptable form thereof, wherein Y^e , Y^f , Y^g , Y^i , Y^j , Y^k , Y^m , Y^n , L , R^a , R^b , R^c , R^{15} and z are as defined herein. For example, in certain embodiments, z is 1 and R^{15} is at the *ortho* position. In certain embodiments, z is 1 and R^{15} is at the *meta* position. In certain embodiments, z is 1 and R^{15} is at the *para* position. In certain embodiments, R^{15} is selected from $-\text{OR}^{16}$ and C_{1-10} perhaloalkyl. In certain embodiments, L is a covalent bond.

[00339] In certain embodiments, wherein Z is a phenyl ring, G is the group $-\text{OR}^e$, and R^e is an 10-membered heteroaryl ring, the present invention provides compounds of the formula (II-i):

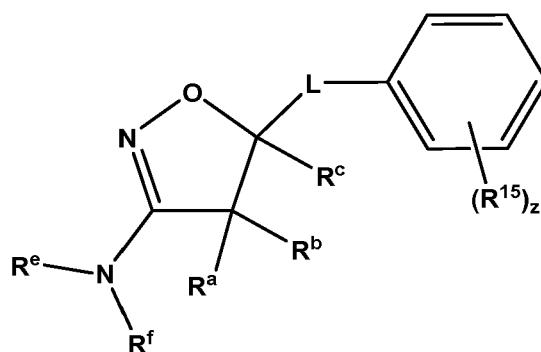


(II-i)

or a pharmaceutically acceptable form thereof,

wherein W^f , W^g , W^h , W^i , W^j , W^k , W^m , W^n , L , R^a , R^b , R^c , R^{15} and z are as defined herein. For example, in certain embodiments, z is 1 and R^{15} is at the *ortho* position. In certain embodiments, z is 1 and R^{15} is at the *meta* position. In certain embodiments, z is 1 and R^{15} is at the *para* position. In certain embodiments, R^{15} is selected from $-\text{OR}^{16}$ and C_{1-10} perhaloalkyl. In certain embodiments, L is a covalent bond.

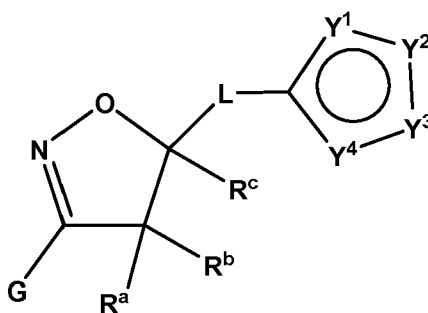
[00340] In certain embodiments, wherein Z is a phenyl ring, and G is the group $-\text{NR}^e\text{R}^f$, the present invention provides compounds of the formula (II-j):



(II-j)

or a pharmaceutically acceptable form thereof, wherein L , R^a , R^b , R^c , R^e , R^f , R^{15} and z are as defined herein. For example, in certain embodiments, z is 1 and R^{15} is at the *ortho* position. In certain embodiments, z is 1 and R^{15} is at the *meta* position. In certain embodiments, z is 1 and R^{15} is at the *para* position. In certain embodiments, R^{15} is selected from $-\text{OR}^{16}$ and C_{1-10} perhaloalkyl. In certain embodiments, L is a covalent bond. In certain embodiments, R^e and R^f are joined to form a 3-10 membered heterocycyl ring. In certain embodiments, R^e and R^f are joined to form a 5-14 membered heteroaryl ring.

[00341] In certain embodiments of formulae (II), wherein Z is a 5-membered heteroaryl ring, the present invention provides compounds of the formula (III-a):

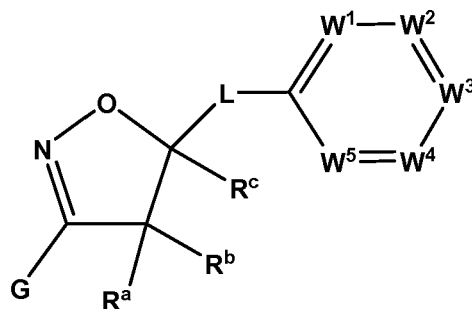


(III-a)

or a pharmaceutically acceptable form thereof, wherein Y^1 , Y^2 , Y^3 , Y^4 , G , L , R^a , R^b and R^c are as defined herein. In certain embodiments, L is a covalent bond. In certain embodiments, G is $-\text{OR}^e$. In certain embodiments, G is $-\text{Br}$. However, in certain embodiments, G is not halogen (*e.g.*, $-\text{Br}$, $-\text{Cl}$, $-\text{I}$). In certain embodiments, Y^1 is S , Y^2 is CR^{15} , Y^3 is N , and Y^4 is CH or

CR¹⁵, wherein R¹⁵ is as defined above and herein. In certain embodiments, Y⁴ is CH. In certain embodiments, the substituent present on Y² is C₆ aryl (*e.g.*, phenyl).

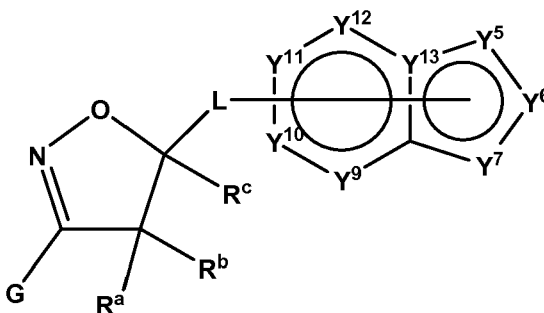
[00342] In certain embodiments, wherein Z is a 6-membered heteroaryl ring, the present invention provides compounds of the formula (III-b):



(III-b)

or a pharmaceutically acceptable form thereof, wherein W¹, W², W³, W⁴, G, L, R^a, R^b and R^c are as defined herein. In certain embodiments, L is a covalent bond. In certain embodiments, G is -OR^e. In certain embodiments, G is -Br. However, in certain embodiments, G is not halogen (*e.g.*, -Br, -Cl, -I). In certain embodiments, the 6-membered heteroaryl ring is pyridinyl (*e.g.*, 2-pyridinyl, 3-pyridinyl, 4-pyridinyl) or pyrimidinyl (*e.g.*, 2-pyrimidinyl, 4-pyrimidinyl, 5-pyrimidinyl).

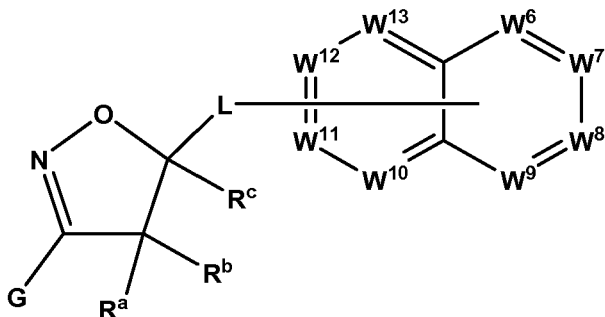
[00343] In certain embodiments, wherein Z is a 9-membered heteroaryl ring, the present invention provides compounds of the formula (III-c):



(III-d)

or a pharmaceutically acceptable form thereof, wherein Y⁵, Y⁶, Y⁷, Y⁹, Y¹⁰, Y¹¹, Y¹², Y¹³, G, L, R^a, R^b and R^c are as defined herein. In certain embodiments, L is a covalent bond. In certain embodiments, G is -OR^e. In certain embodiments, G is -Br. However, in certain embodiments, G is not halogen (*e.g.*, -Br, -Cl, -I).

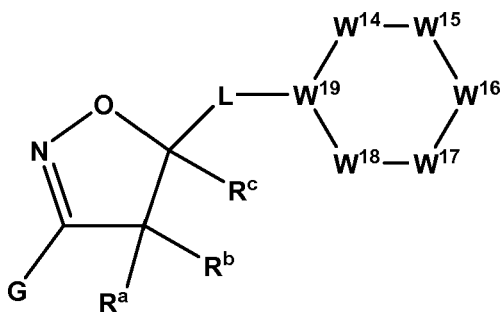
[00344] In certain embodiments, wherein Z is a 10-membered heteroaryl ring, the present invention provides compounds of the formula (III-e):



(III-e)

or a pharmaceutically acceptable form thereof, wherein W^6 , W^7 , W^8 , W^9 , W^{10} , W^{11} , W^{12} , W^{13} , G, L, R^a , R^b and R^c are as defined herein. In certain embodiments, L is a covalent bond. In certain embodiments, G is $-OR^e$. In certain embodiments, G is $-Br$. However, in certain embodiments, G is not halogen (*e.g.*, $-Br$, $-Cl$, $-I$).

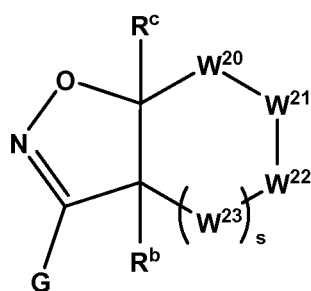
[00345] In certain embodiments, wherein Z is a 6-membered heterocycle, the present invention provides compounds of the formula (III-f):



(III-f)

or a pharmaceutically acceptable form thereof, wherein W^{14} , W^{15} , W^{16} , W^{17} , W^{18} , W^{19} , G, L, R^a , R^b and R^c are as defined herein. In certain embodiments, L is a covalent bond. In certain embodiments, G is $-OR^e$. In certain embodiments, G is $-Br$. However, in certain embodiments, G is not halogen (*e.g.*, $-Br$, $-Cl$, $-I$).

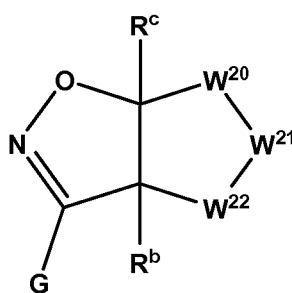
[00346] In another aspect, wherein R^a and R^d are joined to form a C_{3-10} carbocycyl or 3-14 membered heterocycyl, the present invention provides compounds of the formula (IV):



(IV)

or a pharmaceutically acceptable form thereof, wherein s is 0, 1, or 2 and, W^{20} , W^{21} , W^{22} , W^{23} , G , R^c , R^d , R^{15} and R^{18} are as defined above and herein. In certain embodiments, G is $-OR^e$. In certain embodiments, G is $-Br$. However, in certain embodiments, G is not halogen (*e.g.*, $-Br$, $-Cl$, $-I$).

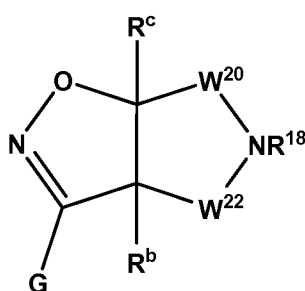
[00347] In certain embodiments, wherein s is 0, the present invention provides compounds of the formula (IV-a):



(IV-a)

or a pharmaceutically acceptable form thereof, wherein G , R^b , R^c , W^{20} , W^{21} , and W^{22} are as defined above and herein. In certain embodiments, G is $-OR^e$. In certain embodiments, G is $-Br$. However, in certain embodiments, G is not halogen (*e.g.*, $-Br$, $-Cl$, $-I$).

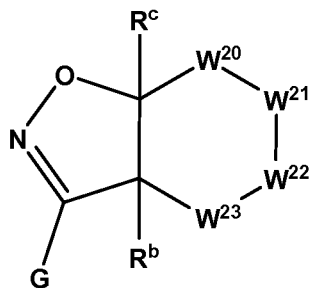
[00348] In certain embodiments, wherein s is 0, W^{21} is NR^{18} , and W^{20} , W^{22} , and W^{23} are, independently, CH_2 , CHR^{15} or $C(R^{15})_2$, the present invention provides compounds of the formula (IV-b):



(IV-b)

or a pharmaceutically acceptable form thereof, wherein G, R^b, R^c, R¹⁸, and R¹⁵, are as defined above and herein. In certain embodiments, G is –OR^e. In certain embodiments, G is –Br. However, in certain embodiments, G is not halogen (*e.g.*, –Br, –Cl, –I).

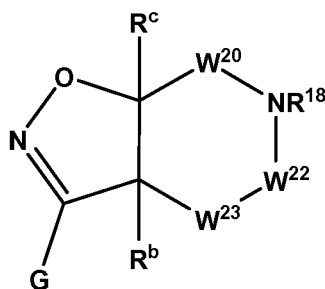
[00349] In certain embodiments, wherein s is 1, the present invention provides compounds of the formula (IV-c):



(IV-c)

or a pharmaceutically acceptable form thereof, wherein G, R^b, R^c, W²⁰, W²¹, W²² and W²³ are as defined above and herein. In certain embodiments, G is –OR^e. In certain embodiments, G is –Br. However, in certain embodiments, G is not halogen (*e.g.*, –Br, –Cl, –I).

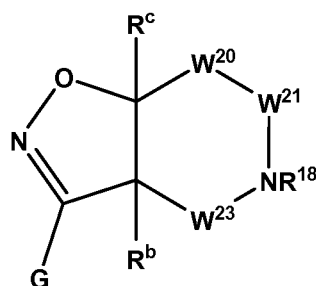
[00350] In certain embodiments, wherein s is 1, W²¹ is NR¹⁸, and W²⁰, W²², and W²³ are, independently, CH₂, CHR¹⁵ or C(R¹⁵)₂, the present invention provides compounds of the formula (IV-d):



(IV-d)

or a pharmaceutically acceptable form thereof, wherein G, R^b, R^c, R¹⁸, and R¹⁵, are as defined above and herein. In certain embodiments, G is –OR^e. In certain embodiments, G is –Br. However, in certain embodiments, G is not halogen (*e.g.*, –Br, –Cl, –I).

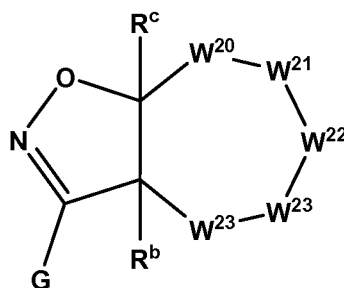
[00351] In certain embodiments, wherein s is 1, W²² is NR¹⁸, and W²⁰, W²¹, and W²³ are, independently, CH₂, CHR¹⁵ or C(R¹⁵)₂, the present invention provides compounds of the formula (IV-e):



(IV-e)

or a pharmaceutically acceptable form thereof, wherein G, R^b, R^c, R¹⁸, and R¹⁵, are as defined above and herein. In certain embodiments, G is –OR^e. In certain embodiments, G is –Br. However, in certain embodiments, G is not halogen (*e.g.*, –Br, –Cl, –I).

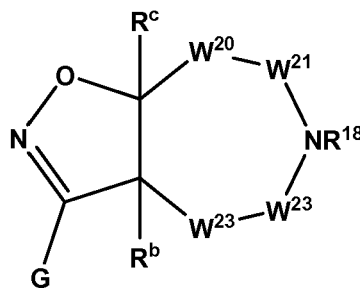
[00352] In certain embodiments, wherein s is 2, the present invention provides compounds of the formula (IV-f):



(IV-f)

or a pharmaceutically acceptable form thereof, wherein G, R^b, R^c, W²⁰, W²¹, W²² and W²³ are as defined above and herein. In certain embodiments, G is –OR^e. In certain embodiments, G is –Br. However, in certain embodiments, G is not halogen (*e.g.*, –Br, –Cl, –I).

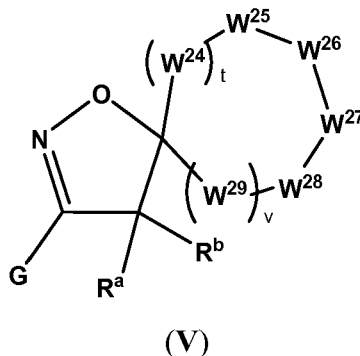
[00353] In certain embodiments, wherein s is 2, W²² is NR¹⁸, and W²⁰, W²¹, and W²³ are, independently, CH₂, CHR¹⁵ or C(R¹⁵)₂, the present invention provides compounds of the formula (IV-g):



(IV-g)

or a pharmaceutically acceptable form thereof, wherein G , R^b , R^c , R^{18} , and R^{15} , are as defined above and herein. In certain embodiments, G is $-OR^e$. In certain embodiments, G is $-Br$. However, in certain embodiments, G is not halogen (*e.g.*, $-Br$, $-Cl$, $-I$).

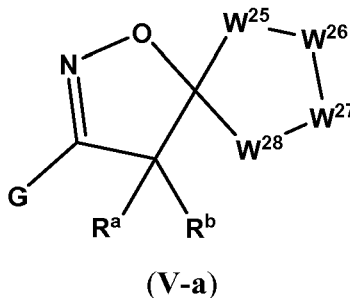
[00354] In still yet another aspect, wherein R^c and R^d are joined to form a C_{3-10} carbocycyl or a 3-14 membered heterocycyl ring, the present invention provides compounds of the formula (V):



or a pharmaceutically acceptable form thereof,

wherein W^{24} , W^{26} , W^{27} , W^{28} and W^{30} are, independently, CH_2 , CHR^{15} , $C(R^{15})_2$ or NR^{18} , optionally wherein W^{25} and W^{26} are substituted with a fused C_6 aryl ring or fused 6-membered heteroaryl ring; t and v are, independently, 0 or 1; wherein G , R^a , R^b , R^{15} and R^{18} are as defined above and herein. In certain embodiments, G is $-OR^e$. In certain embodiments, G is $-Br$. However, in certain embodiments, G is not halogen (*e.g.*, $-Br$, $-Cl$, $-I$). In certain embodiments, t is 0 and v is 0. In certain embodiments, t is 0 and v is 1. In certain embodiments, t is 1 and v is 0. In certain embodiments, t is 1 and v is 1.

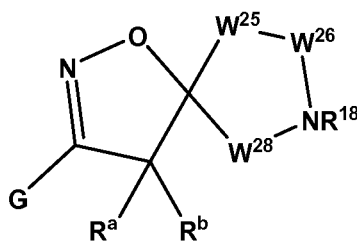
[00355] In certain embodiments, wherein t is 0 and v is 0, the present invention provides compounds of the formula (V-a):



or a pharmaceutically acceptable form thereof, wherein G , R^a , R^b , W^{25} , W^{26} , W^{27} and W^{28} are as defined above and herein. In certain embodiments, G is $-OR^e$. In certain embodiments, G is $-Br$. However, in certain embodiments, G is not halogen (*e.g.*, $-Br$, $-Cl$, $-I$). In certain

embodiments, W^{27} is NR^{18} , and W^{25} , W^{26} and W^{28} are, independently, CH_2 , CHR^{15} or $C(R^{15})_2$. In certain embodiments, W^{25} , W^{26} , W^{27} and W^{28} are, independently, CH_2 , CHR^{15} or $C(R^{15})_2$.

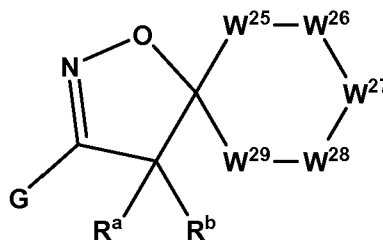
[00356] In certain embodiments, wherein t is 0, v is 0, W^{27} is NR^{18} , and W^{25} , W^{26} and W^{28} are, independently, CH_2 , CHR^{15} or $C(R^{15})_2$, the present invention provides compounds of the formula (V-b):



(V-b)

or a pharmaceutically acceptable form thereof, wherein G , R^a , R^b , R^{15} and R^{18} are as defined above and herein. In certain embodiments, G is $-OR^e$. In certain embodiments, G is $-Br$. However, in certain embodiments, G is not halogen (*e.g.*, $-Br$, $-Cl$, $-I$).

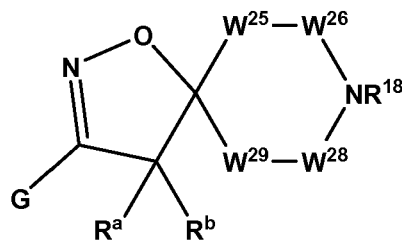
[00357] In certain embodiments, wherein t is 0 and v is 1, the present invention provides compounds of the formula (V-c):



(V-c)

or a pharmaceutically acceptable form thereof, wherein G , R^a , R^b , W^{25} , W^{26} , W^{27} , W^{28} and W^{29} are as defined above and herein. In certain embodiments, G is $-OR^e$. In certain embodiments, G is $-Br$. However, in certain embodiments, G is not halogen (*e.g.*, $-Br$, $-Cl$, $-I$). In certain embodiments, W^{26} is NR^{18} and W^{25} , W^{27} , W^{28} and W^{29} are, independently, CH_2 , CHR^{15} or $C(R^{15})_2$. In certain embodiments, W^{27} is NR^{18} and W^{25} , W^{26} , W^{28} and W^{29} are, independently, CH_2 , CHR^{15} or $C(R^{15})_2$. In certain embodiments, W^{25} , W^{26} , W^{27} , W^{28} and W^{29} are, independently, CH_2 , CHR^{15} or $C(R^{15})_2$.

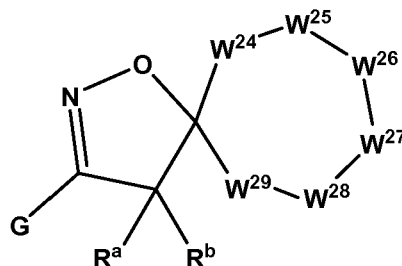
[00358] In certain embodiments, wherein t is 0, v is 1, W^{27} is NR^{18} , and W^{25} , W^{26} , W^{28} and W^{29} are, independently, CH_2 , CHR^{15} or $C(R^{15})_2$, the present invention provides compounds of the formula (V-d):



(V-d)

or a pharmaceutically acceptable form thereof, wherein G, R^a, R^b, R¹⁵ and R¹⁸ are as defined above and herein. In certain embodiments, G is -OR^e. In certain embodiments, G is -Br. However, in certain embodiments, G is not halogen (*e.g.*, -Br, -Cl, -I).

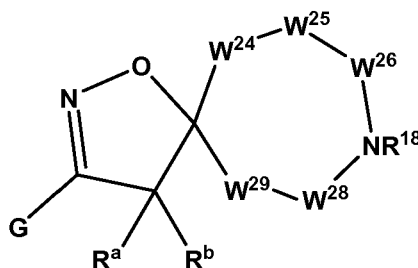
[00359] In certain embodiments, wherein t is 1 and v is 1, the present invention provides compounds of the formula (V-e):



(V-e)

or a pharmaceutically acceptable form thereof, wherein G, R^a, R^b, W²⁴, W²⁵, W²⁶, W²⁷, W²⁸ and W²⁹ are as defined above and herein. In certain embodiments, G is -OR^e. In certain embodiments, G is -Br. However, in certain embodiments, G is not halogen (*e.g.*, -Br, -Cl, -I). In certain embodiments, W²⁵ is NR¹⁸ and W²⁴, W²⁶, W²⁷, W²⁸ and W²⁹ are, independently, CH₂, CHR¹⁵ or C(R¹⁵)₂. In certain embodiments, W²⁶ is NR¹⁸ and W²⁴, W²⁵, W²⁷, W²⁸ and W²⁹ are, independently, CH₂, CHR¹⁵ or C(R¹⁵)₂. In certain embodiments, W²⁷ is NR¹⁸ and W²⁴, W²⁵, W²⁶, W²⁸ and W²⁹ are, independently, CH₂, CHR¹⁵ or C(R¹⁵)₂. In certain embodiments, W²⁴, W²⁵, W²⁶, W²⁷, W²⁸ and W²⁹ are, independently, CH₂, CHR¹⁵ or C(R¹⁵)₂.

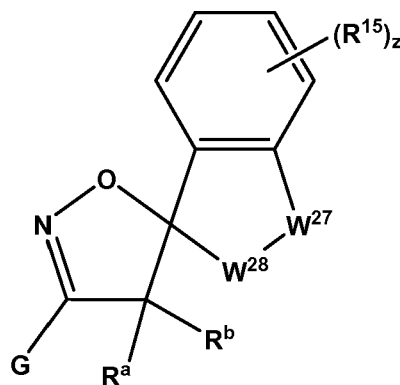
[00360] In certain embodiments, wherein t is 1, v is 1, W²⁷ is NR¹⁸ and W²⁴, W²⁵, W²⁶, W²⁸ and W²⁹ are, independently, CH₂, CHR¹⁵ or C(R¹⁵)₂, the present invention provides compounds of the formula (V-f):



(V-f)

or a pharmaceutically acceptable form thereof, wherein G, R^a, R^b, R¹⁵ and R¹⁸ are as defined above and herein. In certain embodiments, G is -OR^e. In certain embodiments, G is -Br. However, in certain embodiments, G is not halogen (*e.g.*, -Br, -Cl, -I).

[00361] In certain embodiments, wherein t is 0, v is 0, W²⁷ and W²⁸ are, independently, CH₂, CHR¹⁵ and C(R¹⁵)₂, and W²⁵ and W²⁶ are substituted with a fused C₆ aryl ring, R^c and R^d are joined to form a 5,6-bicyclic carbocycyl spiro-fused ring of the formula (V-g):



(V-g)

or a pharmaceutically acceptable form thereof, wherein G, R^a, R^b and R¹⁵ are as defined above and herein. In certain embodiments, R^a and R^b are -H. In certain embodiments, z is 1. In certain embodiments, G is -OR^e. In certain embodiments, G is -Br. However, in certain embodiments, G is not halogen (*e.g.*, -Br, -Cl, -I). In certain embodiments, R¹⁵ is selected from -OR¹⁶ and C₁₋₁₀ perhaloalkyl.

Exemplary Compounds of the Present Invention

[00362] Exemplary compounds of formulae (I) and (II), and subgenera thereof, are set forth in the **Tables 1a-1m** below, and are also described in more detail in **Examples 1-253**, provided

herein. Compounds were assayed as inhibitors of human FAAH using the Method described in detail in *Example 351*.

[00363] In certain embodiments, the compound is any one of the compounds provided in **Table 1a**, or a pharmaceutically acceptable form thereof:

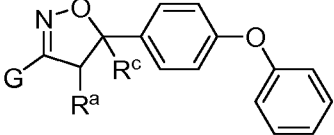
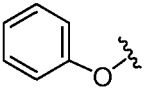
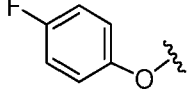
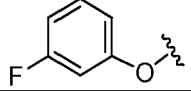
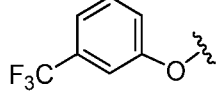
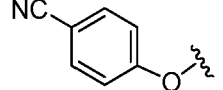
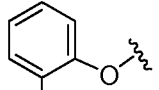
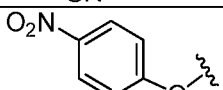
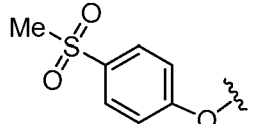
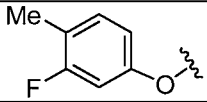
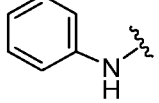
Table 1a.			
			
Compound	G	R^a	R^c
I-10	-Br	-H	-H
I-17	-Cl	-H	-H
I-23		-H	-H
I-24		-H	-H
I-25		-H	-H
I-26		-H	-H
I-27		-H	-H
I-28		-H	-H
I-29		-H	-H
I-30		-H	-H
I-31		-H	-H
I-32		-H	-H

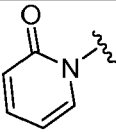
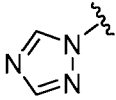
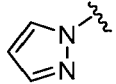
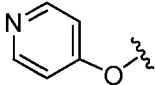
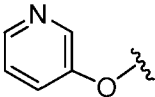
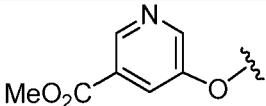
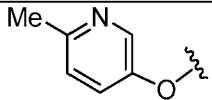
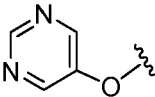
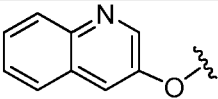
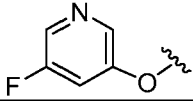
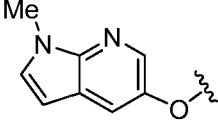
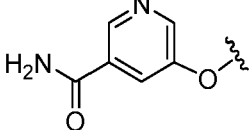
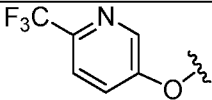
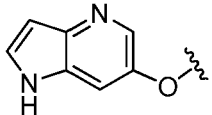
Table 1a.			
I-33		-H	-H
I-34		-H	-H
I-35		-H	-H
I-36		-H	-H
I-37		-H	-H
I-39		-H	-H
I-40		-H	-H
I-41		-H	-H
I-42		-H	-H
I-43		-H	-H
I-44		-H	-H
I-45	-OMe	-H	-H
I-47		-H	-H
I-56		-H	-H
I-57		-H	-H

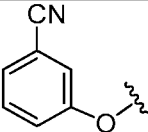
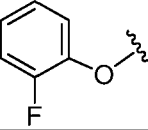
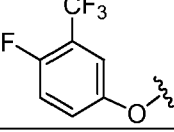
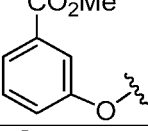
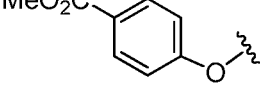
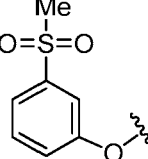
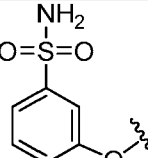
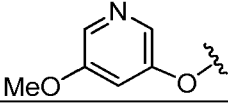
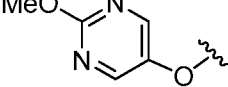
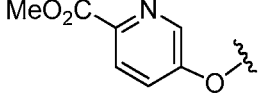
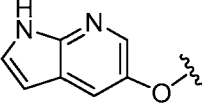
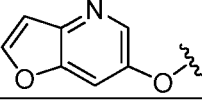
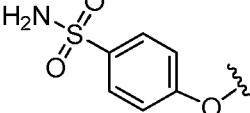
Table 1a.			
I-58		-H	-H
I-59		-H	-H
I-60		-H	-H
I-61		-H	-H
I-62		-H	-H
I-63		-H	-H
I-64		-H	-H
I-65		-H	-H
I-66		-H	-H
I-67		-H	-H
I-68		-H	-H
I-69		-H	-H
I-90		-H	-H

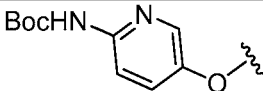
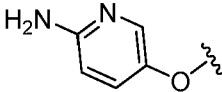
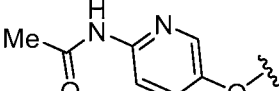
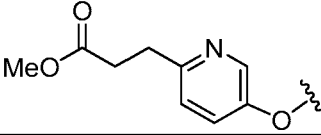
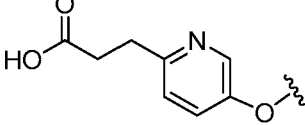
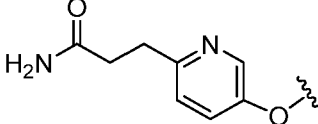
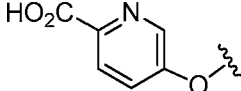
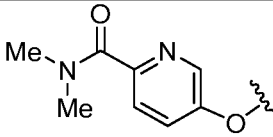
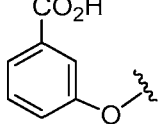
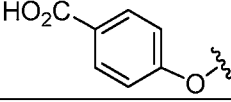
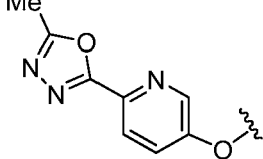
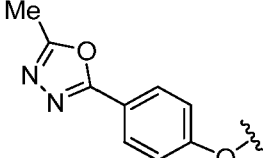
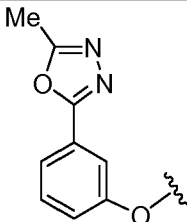
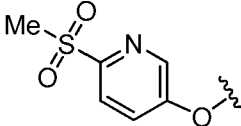
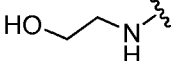
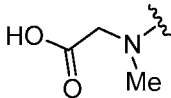
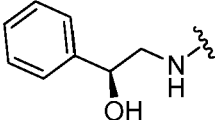
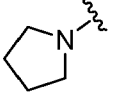
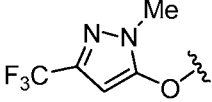
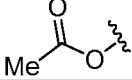
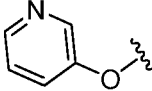
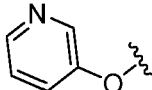
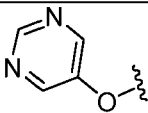
Table 1a.			
I-92		-H	-H
I-93		-H	-H
I-94		-H	-H
I-98		-H	-H
I-99		-H	-H
I-100		-H	-H
I-110		-H	-H
I-111		-H	-H
I-146		-H	-H
I-147		-H	-H
I-155		-H	-H
I-159		-H	-H

Table 1a.			
I-160		-H	-H
I-197		-H	-H
I-243		-H	-H
I-244		-H	-H
I-245		-H	-H
I-256		-H	-H
I-257		-H	-H
I-260		-H	-H
I-78 (cis)	-Br	-CH ₃	-H
I-82 (trans)	-Br	-CH ₃	-H
I-91 (trans)		-CH ₃	-H
I-76	-Br	-H	-CH ₃
I-89		-H	-CH ₃
I-130	-Br	-H	-CF ₃
I-131		-H	-CF ₃
I-95	-Br	-H	-CH ₂ CH ₃

[00364] In certain embodiments, the compound is any one of the compounds provided in Table 1b, or a pharmaceutically acceptable form thereof:

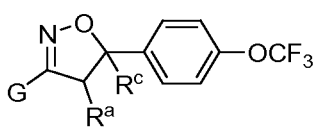
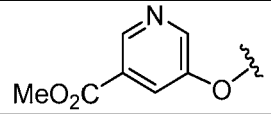
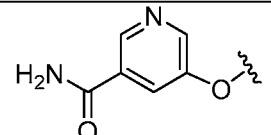
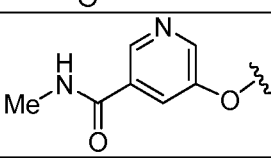
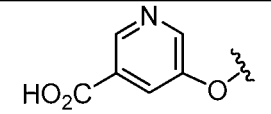
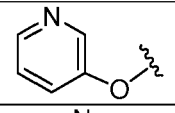
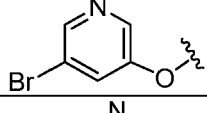
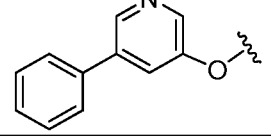
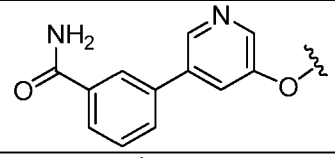
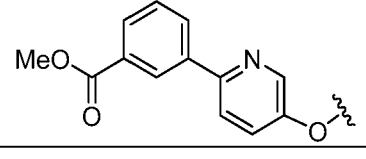
Table 1b.			
			
Compound	G	R ^a	R ^c
I-14	-Br	-H	-H
I-46		-H	-H
I-53		-H	-H
I-54		-H	-H
I-55		-H	-H
I-70		-H	-H
I-71		-H	-H
I-72		-H	-H
I-73		-H	-H
I-83		-H	-H

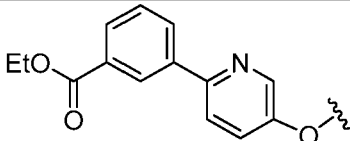
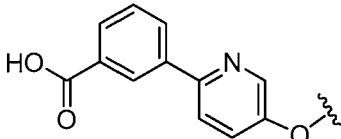
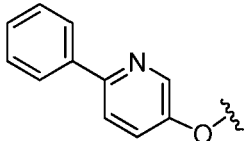
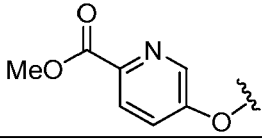
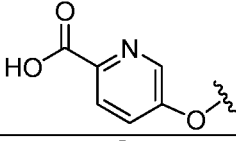
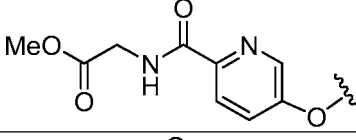
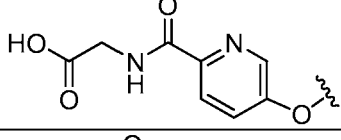
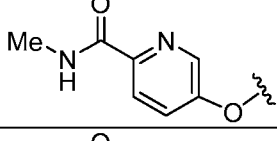
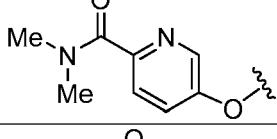
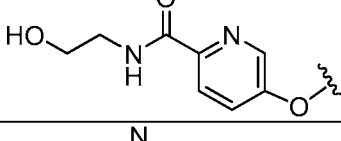
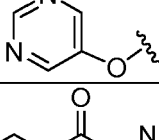
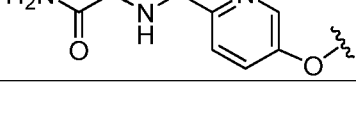
Table 1b.			
I-84		-H	-H
I-85		-H	-H
I-86		-H	-H
I-96		-H	-H
I-97		-H	-H
I-105		-H	-H
I-106		-H	-H
I-107		-H	-H
I-108		-H	-H
I-109		-H	-H
I-112		-H	-H
I-118		-H	-H

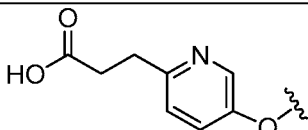
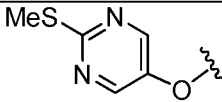
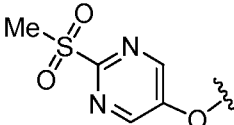
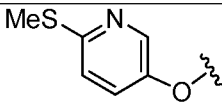
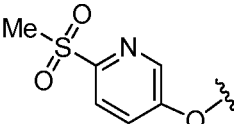
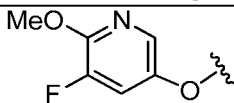
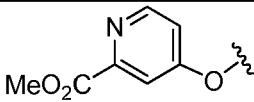
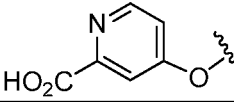
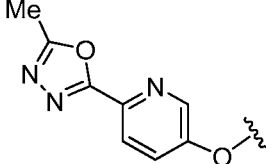
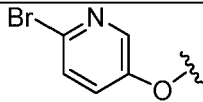
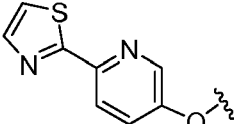
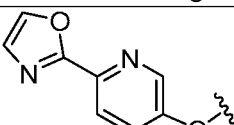
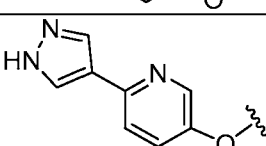
Table 1b.			
I-128		-H	-H
I-132		-H	-H
I-133		-H	-H
I-134		-H	-H
I-135		-H	-H
I-136		-H	-H
I-151		-H	-H
I-152		-H	-H
I-157		-H	-H
I-161		-H	-H
I-162		-H	-H
I-163		-H	-H
I-165		-H	-H

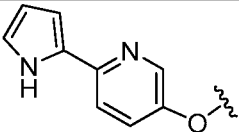
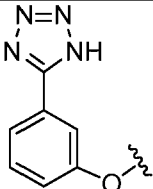
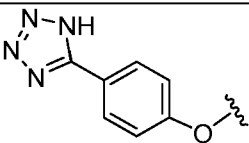
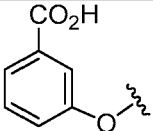
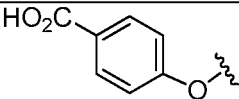
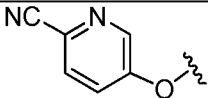
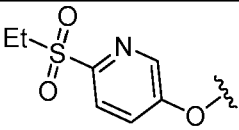
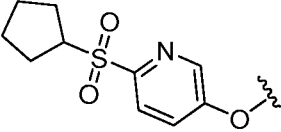
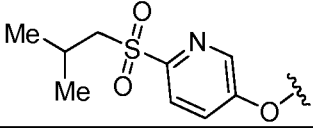
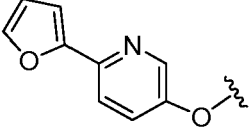
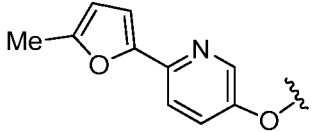
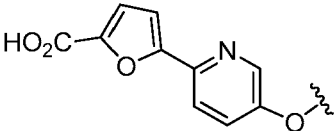
Table 1b.			
I-173		-H	-H
I-174		-H	-H
I-175		-H	-H
I-176		-H	-H
I-177		-H	-H
I-178		-H	-H
I-182		-H	-H
I-183		-H	-H
I-184		-H	-H
I-186		-H	-H
I-187		-H	-H
I-188		-H	-H

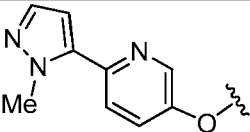
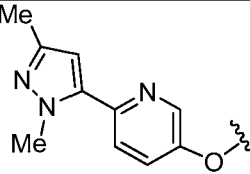
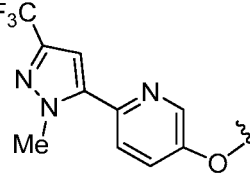
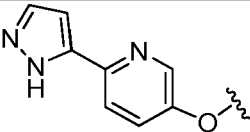
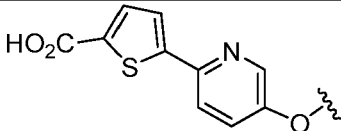
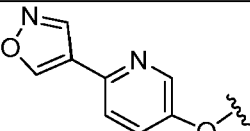
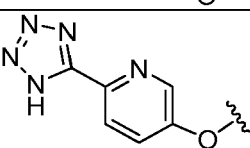
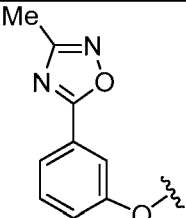
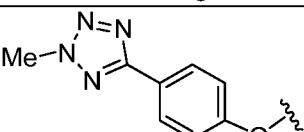
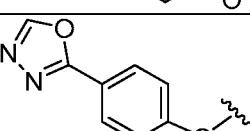
Table 1b.			
I-189		-H	-H
I-190		-H	-H
I-191		-H	-H
I-192		-H	-H
I-193		-H	-H
I-194		-H	-H
I-195		-H	-H
I-199		-H	-H
I-200		-H	-H
I-201		-H	-H

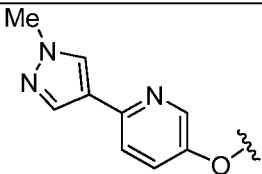
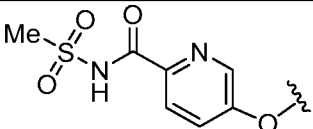
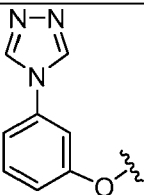
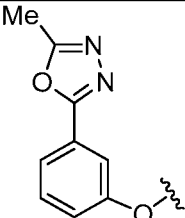
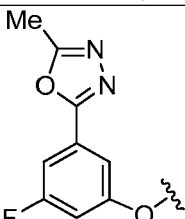
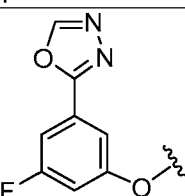
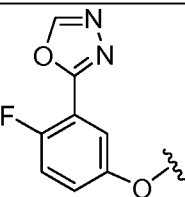
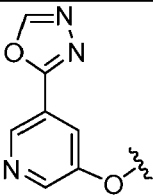
Table 1b.			
I-218		-H	-H
I-220		-H	-H
I-221		-H	-H
I-223		-H	-H
I-224		-H	-H
I-225		-H	-H
I-226		-H	-H
I-230		-H	-H

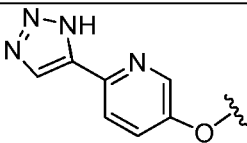
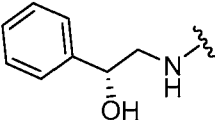
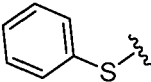
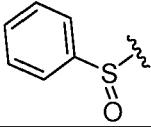
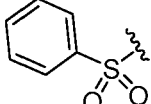
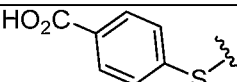
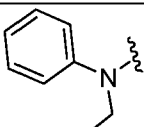
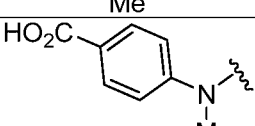
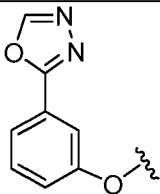
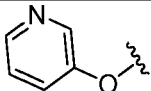
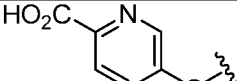
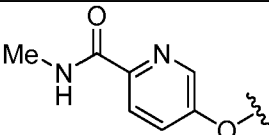
Table 1b.			
I-236		-H	-H
I-246		-H	-H
I-248		-H	-H
I-249		-H	-H
I-250		-H	-H
I-251		-H	-H
I-253		-H	-H
I-255		-H	-H
I-258		-H	-H
I-75	-Br	-H	-CH ₃
I-88		-H	-CH ₃
I-113		-H	-CH ₃
I-114		-H	-CH ₃

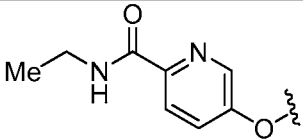
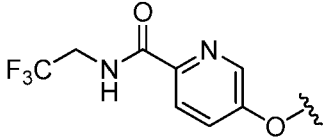
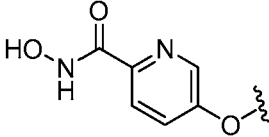
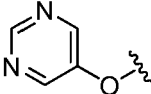
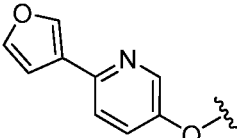
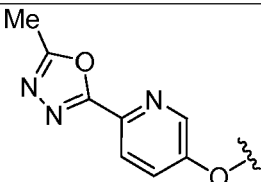
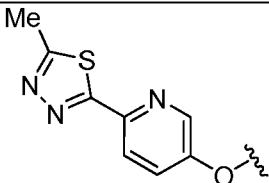
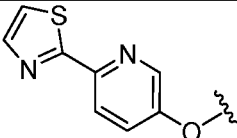
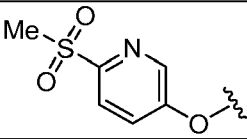
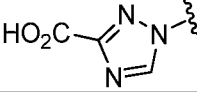
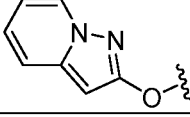
Table 1b.			
I-115		-H	-CH ₃
I-116		-H	-CH ₃
I-117		-H	-CH ₃
I-129		-H	-CH ₃
I-154		-H	-CH ₃
I-156		-H	-CH ₃
I-158		-H	-CH ₃
I-164		-H	-CH ₃
I-167		-H	-CH ₃
I-171		-H	-CH ₃
I-172		-H	-CH ₃

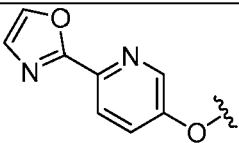
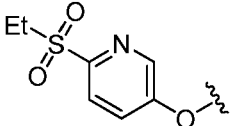
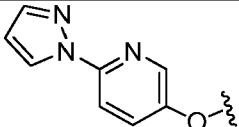
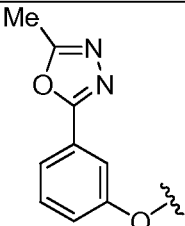
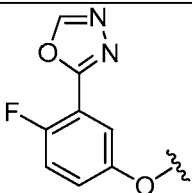
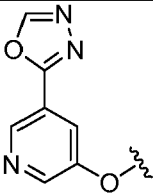
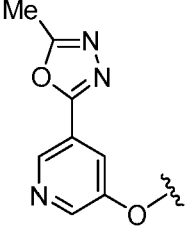
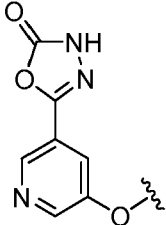
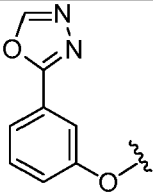
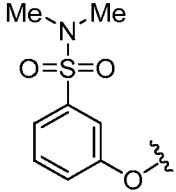
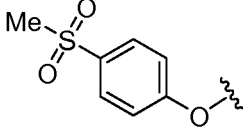
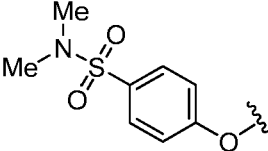
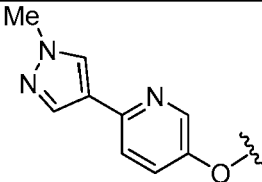
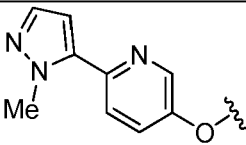
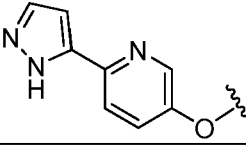
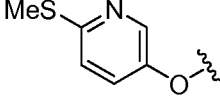
Table 1b.			
I-185		-H	-CH ₃
I-196		-H	-CH ₃
I-198		-H	-CH ₃
I-222		-H	-CH ₃
I-227		-H	-CH ₃
I-228		-H	-CH ₃
I-229		-H	-CH ₃
I-231		-H	-CH ₃

Table 1b.			
I-232		-H	-CH ₃
I-233		-H	-CH ₃
I-234		-H	-CH ₃
I-235		-H	-CH ₃
I-240		-H	-CH ₃
I-241		-H	-CH ₃
I-242		-H	-CH ₃
I-261		-H	-CH ₃

[00365] In certain embodiments, the compound is any one of the compounds provided in Table 1c, or a pharmaceutically acceptable form thereof:

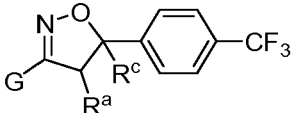
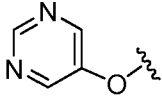
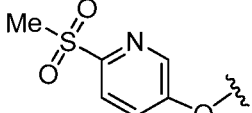
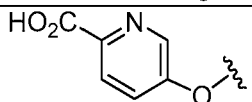
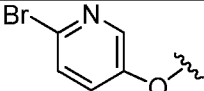
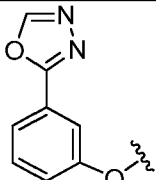
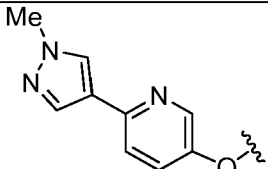
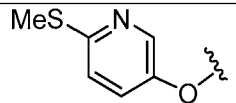
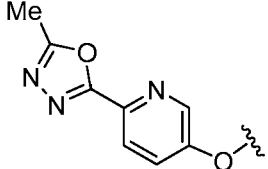
Table 1c.


Table 1c.			
Compound	G	R ^a	R ^c
I-168		-H	-H
I-169		-H	-H
I-170		-H	-H
I-216		-H	-H
I-217		-H	-H
I-218		-H	-H
I-238		-H	-H
I-259		-H	-H

[00366] In certain embodiments, the compound is any one of the compounds provided in Table 1d, or a pharmaceutically acceptable form thereof:

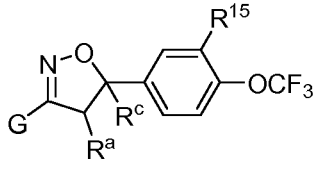
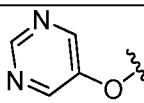
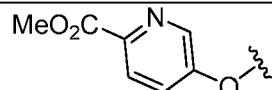
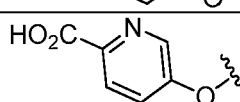
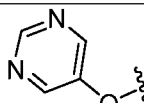
Table 1d.				
				
Compound	G	R ^a	R ^c	R ¹⁵ = halogen
I-120	-Br	-H	-H	-F

Table 1d.				
I-121		-H	-H	-F
I-122		-H	-H	-F
I-123		-H	-H	-F
I-124	-Br	-H	-H	-Cl
I-125		-H	-H	-Cl

[00367] In certain embodiments, the compound is any one of the compounds provided in Table 1e, or a pharmaceutically acceptable form thereof:

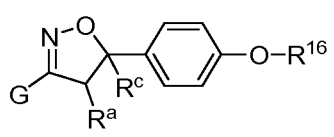
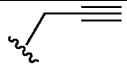
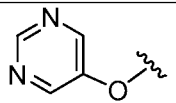
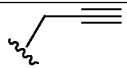
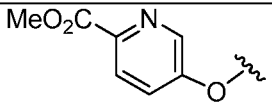
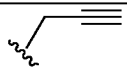
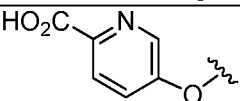
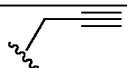
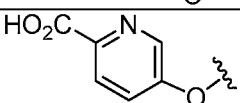
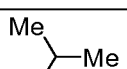
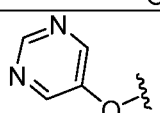
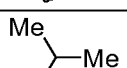
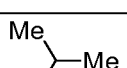
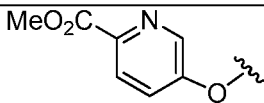
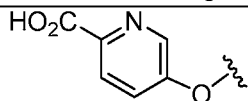
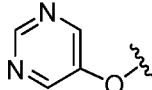
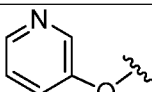
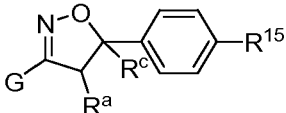
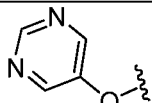
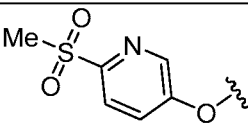
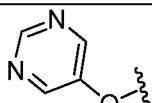
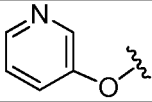
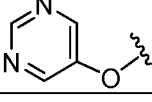
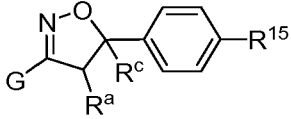
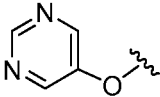
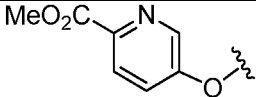
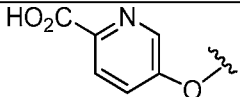
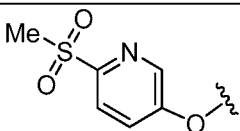
Table 1e.				
				
Compound	G	R ^a	R ^c	R ¹⁶ = unsubstituted alkyl, alkynyl
I-142	-Br	-H	-H	
I-143		-H	-H	
I-144		-H	-H	
I-145		-H	-H	
I-140		-H	-H	
I-141		-H	-H	
I-15	-Br	-H	-H	

Table 1e.				
I-137		-H	-H	n-butyl
I-138		-H	-H	n-butyl
I-139		-H	-H	n-butyl
I-6	-Br	-H	-H	-CH ₃
I-38		-H	-H	-CH ₃
I-77 (trans)	-Br	-CH ₃	-H	-CH ₃

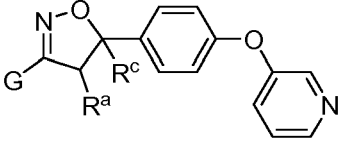
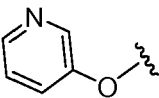
[00368] In certain embodiments, the compound is any one of the compounds provided in Table 1f, or a pharmaceutically acceptable form thereof:

Table 1f.				
				
Compound	G	R ^a	R ^c	R ¹⁵ = alkyl, aryl
I-20	-Br	-H	-H	n-butyl
I-180		-H	-H	n-butyl
I-181		-H	-H	n-butyl
I-179	-Br	-H	-H	n-pentyl
I-102	-Br	-H	-CH ₃	-C ₆ H ₅
I-104		-H	-CH ₃	-C ₆ H ₅
I-9	-Br	-H	-H	-C ₆ H ₅
I-101		-H	-H	-C ₆ H ₅
I-103		-H	-H	-C ₆ H ₅

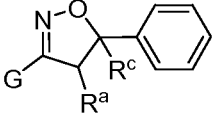
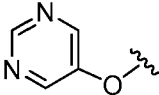
[00369] In certain embodiments, the compound is any one of the compounds provided in Table 1g, or a pharmaceutically acceptable form thereof:

Table 1g.		
		
Compound	G	R ¹⁵ = halogen
I-3	-Br	-Cl
I-153		-Cl
I-148	-Br	-Br
I-149		-Br
I-150		-Br
I-237		-Br
I-2	-Br	-F

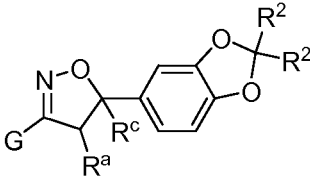
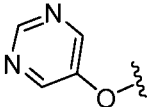
[00370] In certain embodiments, the compound is any one of the compounds provided in Table 1h, or a pharmaceutically acceptable form thereof:

Table 1h.			
			
Compound	G	R ^a	R ^c
I-12	-Br	-H	-H
I-87		-H	-H

[00371] In certain embodiments, the compound is any one of the compounds provided in Table 1i, or a pharmaceutically acceptable form thereof:

Table 1i.			
			
Compound	G	R ^a	R ^c
I-1	-Br	-H	-H
I-166		-H	-H

[00372] In certain embodiments, the compound is any one of the compounds provided in Table 1j, or a pharmaceutically acceptable form thereof:

Table 1j.				
				
Compound	G	R ^a	R ^c	R ² = H, halogen
I-126	-Br	-H	-H	-F, -F
I-127		-H	-H	-F, -F
I-16	-Br	-H	-H	-H

[00373] In certain embodiments, the compound is any one of the compounds provided in Table 1k, or a pharmaceutically acceptable form thereof:

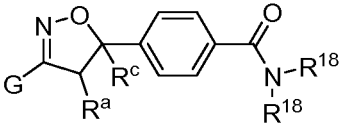
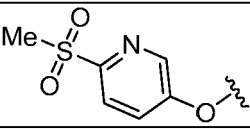
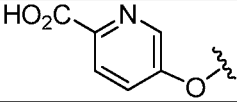
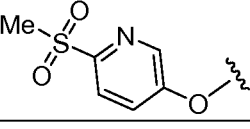
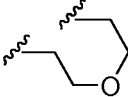
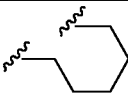
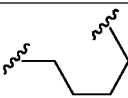
Table 1k.				
				
Compound	G	R ^a	R ^c	R ¹⁸

Table 1k.				
I-22	-Br	-H	-H	H, -CH ₂ Ph
I-214		-H	-H	H, -CH ₂ Ph
I-215		-H	-H	H, -CH ₂ Ph
I-203	-Br	-H	-H	-CH ₃ , -CH ₃
I-212		-H	-H	-CH ₃ , -CH ₃
I-202	-Br	-H	-H	
I-204	-Br	-H	-H	-H, -CH ₃
I-208	-Br			
I-209	-Br	-H	-H	

[00374] In certain embodiments, the compound is any one of the compounds provided in Table 11, or a pharmaceutically acceptable form thereof:

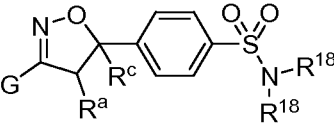
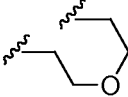
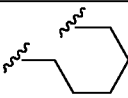

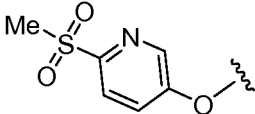
Table 11.				
				
Compound	G	R ^a	R ^c	R ¹⁸
I-205	-Br	-H	-H	
I-207	-Br	-H	-H	-H, -CH ₃
I-206	-Br	-H	-H	-CH ₃ , -CH ₃
I-210	-Br	-H	-H	
I-211	-Br	-H	-H	

Table 1l.				
I-213		-H	-H	-CH ₃ , -CH ₃

[00375] In certain embodiments, the compound is any one of the compounds provided in Table 1m, or a pharmaceutically acceptable form thereof:

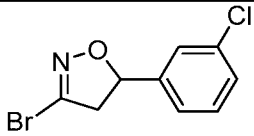
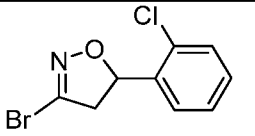
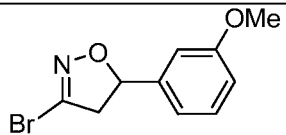
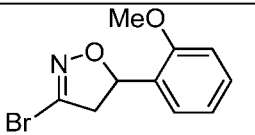
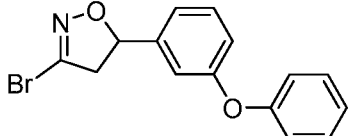
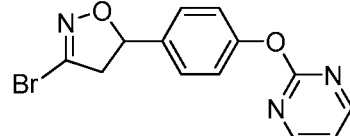
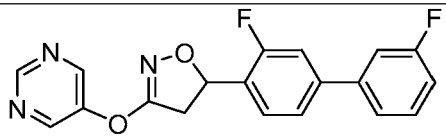
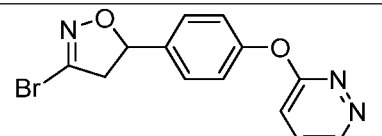
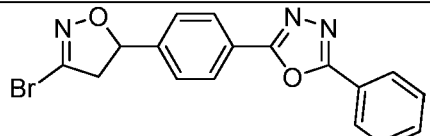
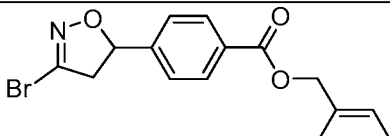
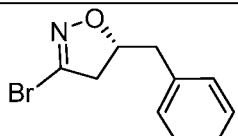
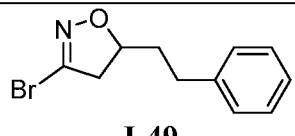
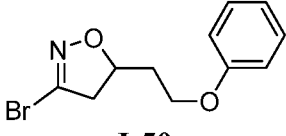
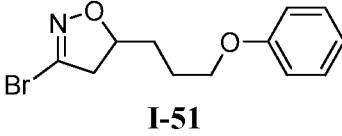
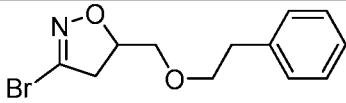
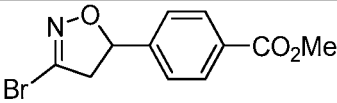
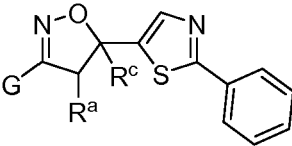
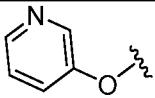
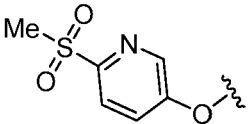
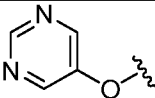
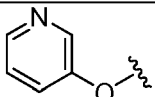
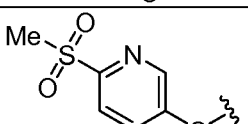
Table 1m.	
 I-4	 I-5
 I-7	 I-8
 I-11	 I-13
 I-119	 I-18
 I-19	 I-21
 I-48	 I-49
 I-50	 I-51

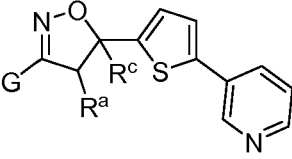
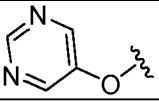
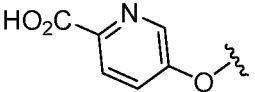
Table 1m.	
 I-52	 I-74

[00376] Further exemplified compounds of formulae (I), (II), (III), and subgenera thereof, are depicted in **Tables 2a to 2e**, provided below, and are also described in more detail in *Examples 254-284*, provided herein. Compounds were assayed as inhibitors of human FAAH using the Method described in detail in *Example 351*.

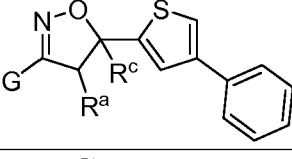
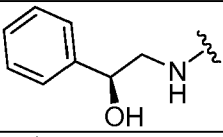
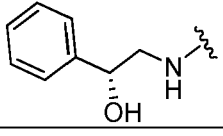
[00377] In certain embodiments, the compound is any one of the compounds provided in **Table 2a**, or a pharmaceutically acceptable form thereof:

Table 2a.					
					
Compound	G	R ^a	R ^c	R ¹⁵	R ¹⁹
II-6	-Br	-H	-H	-H	-H
II-21		-H	-H	-H	-H
II-28		-H	-H	-H	-H
II-18	-Br	-H	-CH ₃	-H	-H
II-22		-H	-CH ₃	-H	-H
II-23		-H	-CH ₃	-H	-H
II-29		-H	-CH ₃	-H	-H
II-19 (cis)	-Br	-CH ₃	-H	-H	-H
II-20 (trans)	-Br	-CH ₃	-H	-H	-H
II-17	-Br	-H	-H	-H	-Cl

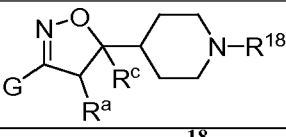
[00378] In certain embodiments, the compound is any one of the compounds provided in Table 2b, or a pharmaceutically acceptable form thereof:

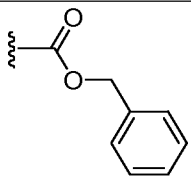
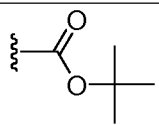
Table 2b.			
			
Compound	G	R ^a	R ^c
II-25	-Br	-H	-H
II-26		-H	-H
II-27		-H	-H

[00379] In certain embodiments, the compound is any one of the compounds provided in Table 2c, or a pharmaceutically acceptable form thereof:

Table 2c.			
			
Compound	G	R ^a	R ^c
II-8	-Br	-H	-H
II-31		-H	-H
II-30		-H	-H

[00380] In certain embodiments, the compound is any one of the compounds provided in Table 2d, or a pharmaceutically acceptable form thereof:

Table 2d.				
				
Compound	G	R ¹⁸	R ^a	R ^c

II-15	-Br		-H	-H
II-16	-Br		-H	-H

[00381] In certain embodiments, the compound is any one of the compounds provided in **Table 2e**, or a pharmaceutically acceptable form thereof:

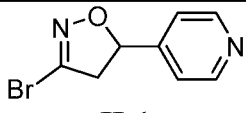
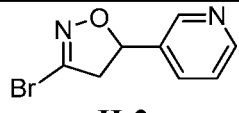
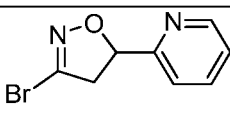
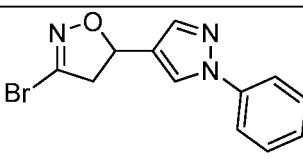
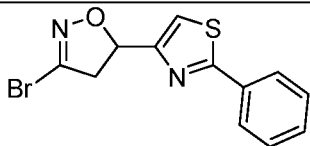
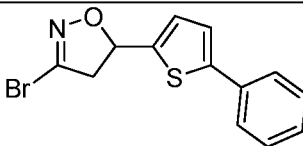
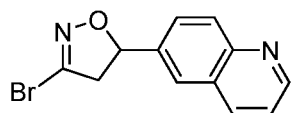
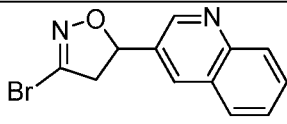
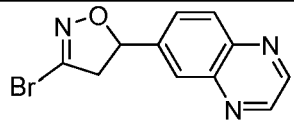
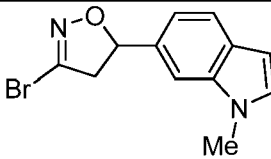
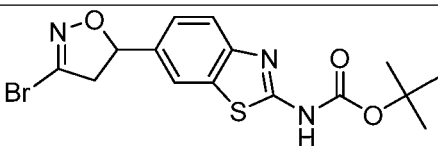
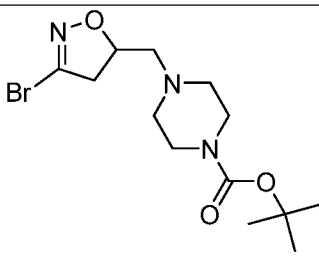
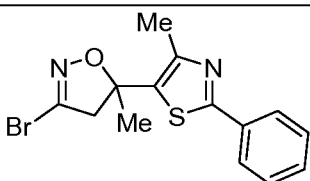
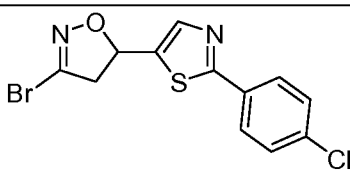
Table 2e.	
 II-1	 II-2
 II-3	 II-4
 II-5	 II-7
 II-9	 II-10
 II-11	 II-12
 II-13	 II-14

Table 2e.	
 <p style="text-align: center;">II-24</p>	 <p style="text-align: center;">II-17</p>

[00382] Additional exemplified compounds of formulae (I), (IV) and (V) and subgenera thereof, are depicted in **Tables 3a to 3d**, provided below, and are also described in more detail in **Examples 285-350**, provided herein. Compounds were assayed as inhibitors of human FAAH using the Method described in detail in **Example 351**.

[00383] In certain embodiments, the compound is any one of the compounds provided in **Table 3a**, or a pharmaceutically acceptable form thereof:

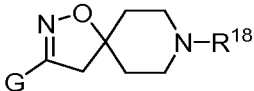
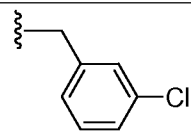
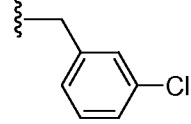
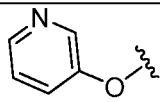
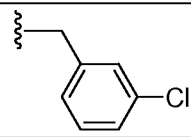
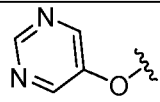
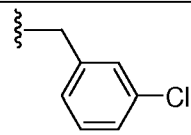
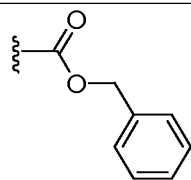
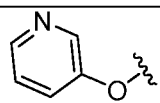
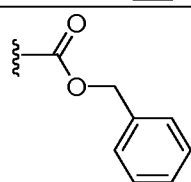
Table 3a.		
		
Compound	G	R ¹⁸
III-27	-Br	
III-48	-Cl	
III-51		
III-52		
III-18	-Br	
III-46		

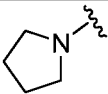
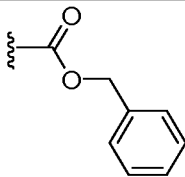
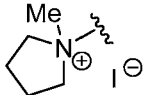
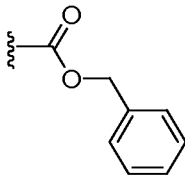
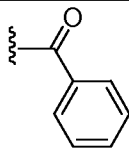
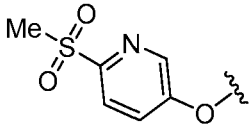
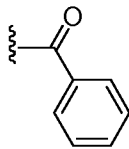
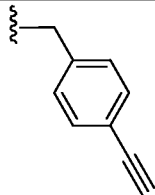
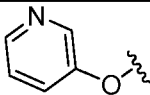
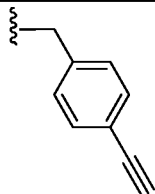
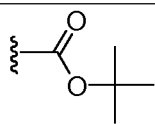
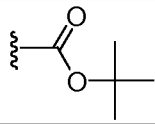
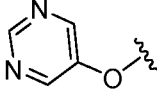
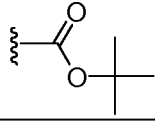

Table 3a.		
III-59		
III-60		
III-16	-Br	
III-58		
III-49	-Br	
III-50		
III-9	-Br	
III-47	-Cl	
III-53		
III-14	-Br	-H
III-15	-Br	

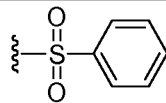
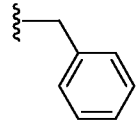
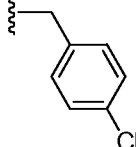
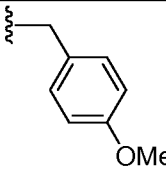
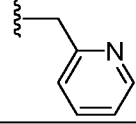
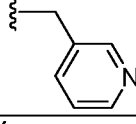
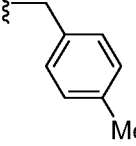
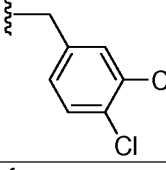
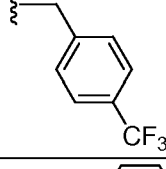
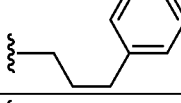
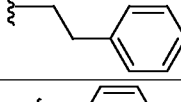
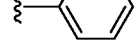
Table 3a.		
III-17	-Br	
III-19	-Br	
III-20	-Br	
III-21	-Br	
III-22	-Br	
III-23	-Br	
III-24	-Br	
III-25	-Br	
III-26	-Br	
III-28	-Br	
III-29	-Br	
III-30	-Br	


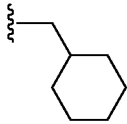
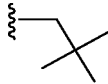
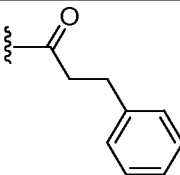
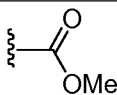
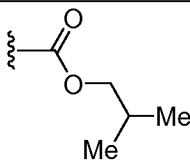
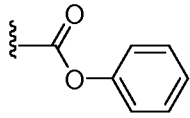
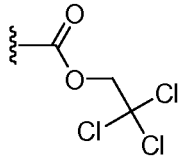
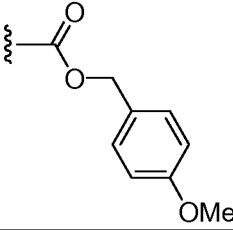
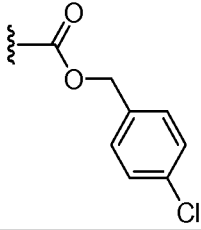
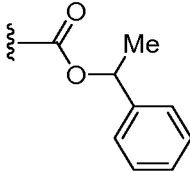
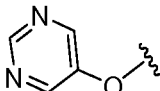
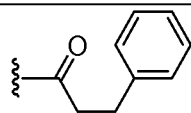
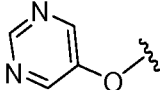
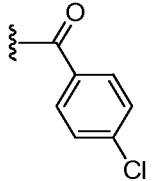
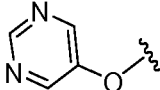
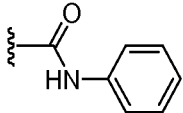
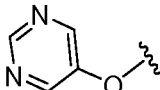
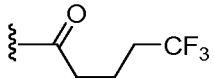
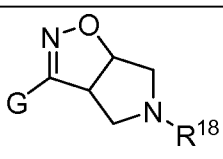
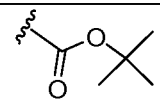
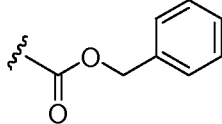
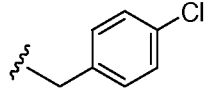
Table 3a.		
III-31	-Br	
III-32	-Br	
III-33	-Br	
III-34	-Br	
III-35	-Br	
III-36	-Br	
III-37	-Br	
III-38	-Br	
III-39	-Br	
III-40	-Br	
III-41	-Br	

Table 3a.		
III-54		
III-55		
III-56		
III-57		

[00384] In certain embodiments, the compound is any one of the compounds provided in Table 3b, or a pharmaceutically acceptable form thereof:

Table 3b.		
 (cis ring fusion)		
Compound	G	R ¹⁸
III-43	-Br	
III-44	-Br	
III-45	-Br	

[00385] In certain embodiments, the compound is any one of the compounds provided in Table 3c, or a pharmaceutically acceptable form thereof:

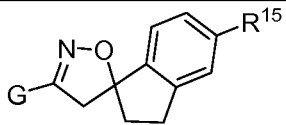
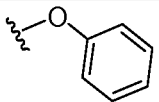
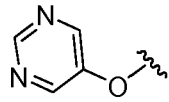
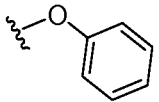
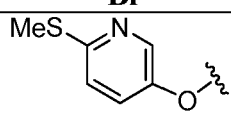
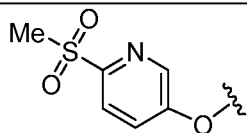
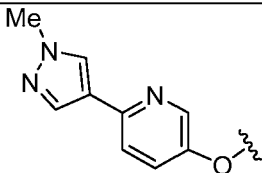
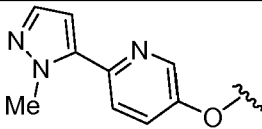
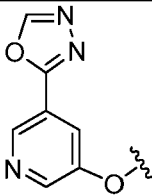
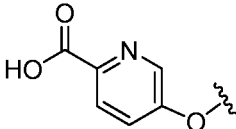
Table 3c.		
		
Compound	G	R ¹⁵
III-63	-Br	
III-64		
III-66	-Br	-OCF ₃
III-67		-OCF ₃
III-68		-OCF ₃

Table 3c.		
III-70		-OCF ₃
III-71		-OCF ₃
III-73		-OCF ₃
III-74		-OCF ₃

[00386] In certain embodiments, the compound is any one of the compounds provided in Table 3d, or a pharmaceutically acceptable form thereof:

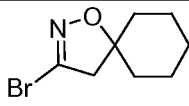
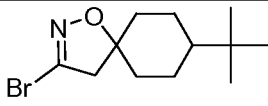
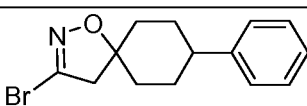
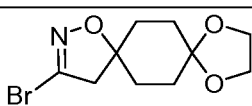
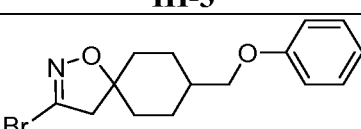
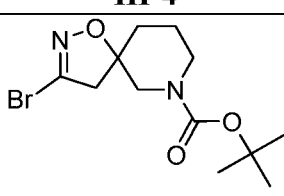
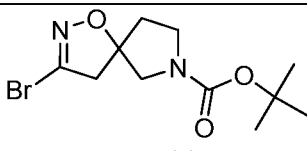
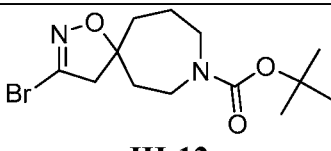
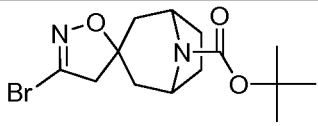
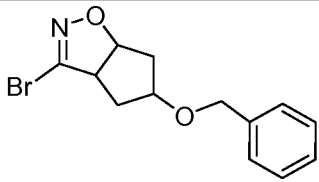
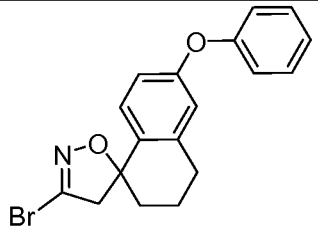
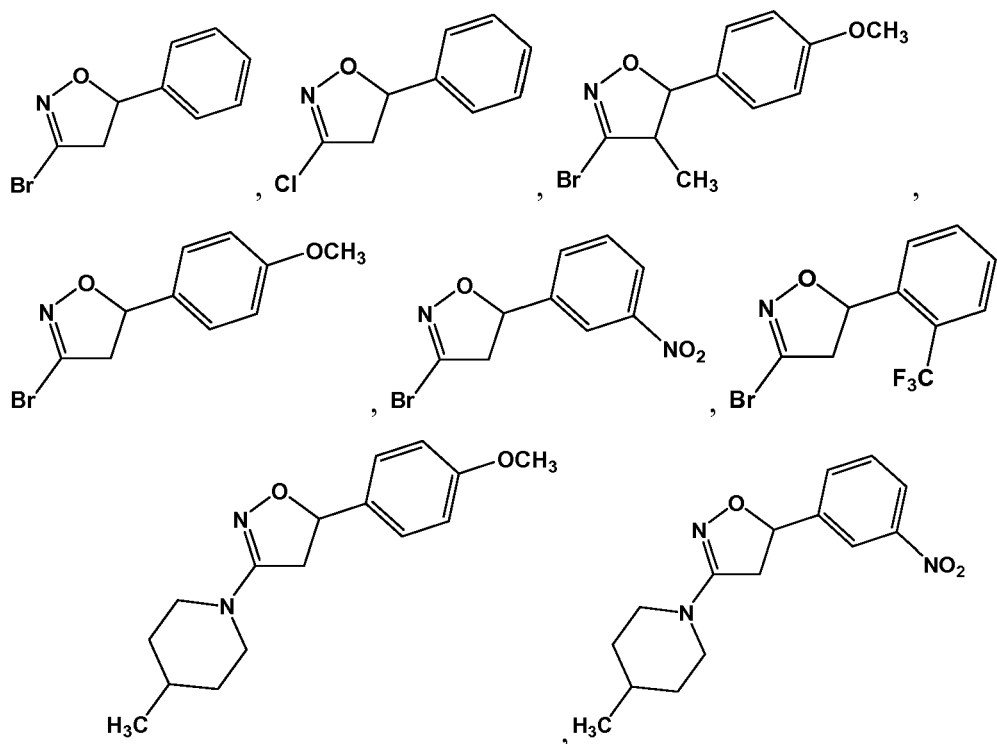
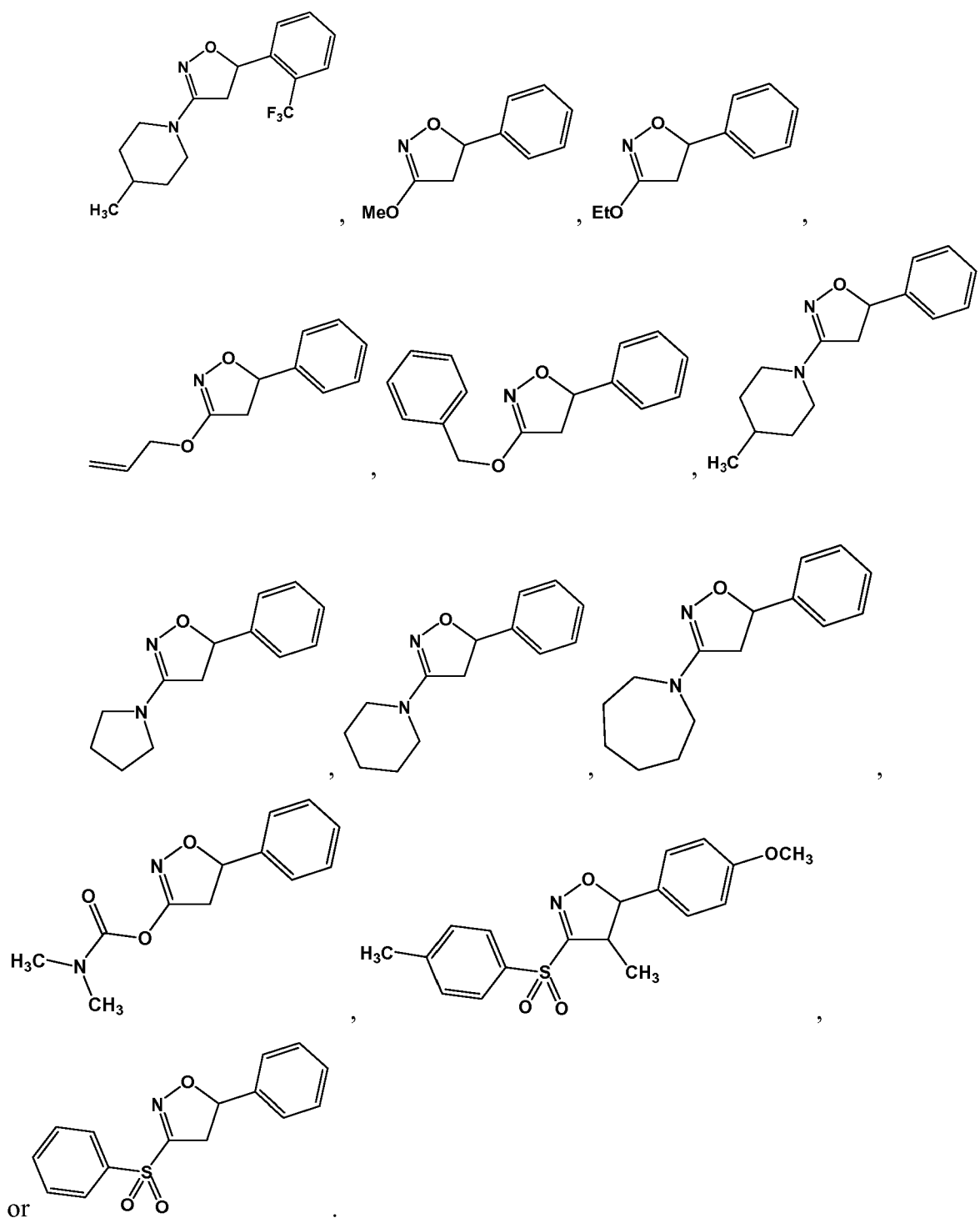
Table 3d.	
 III-1	 III-2
 III-3	 III-4
 III-8	 III-10
 III-11	 III-12

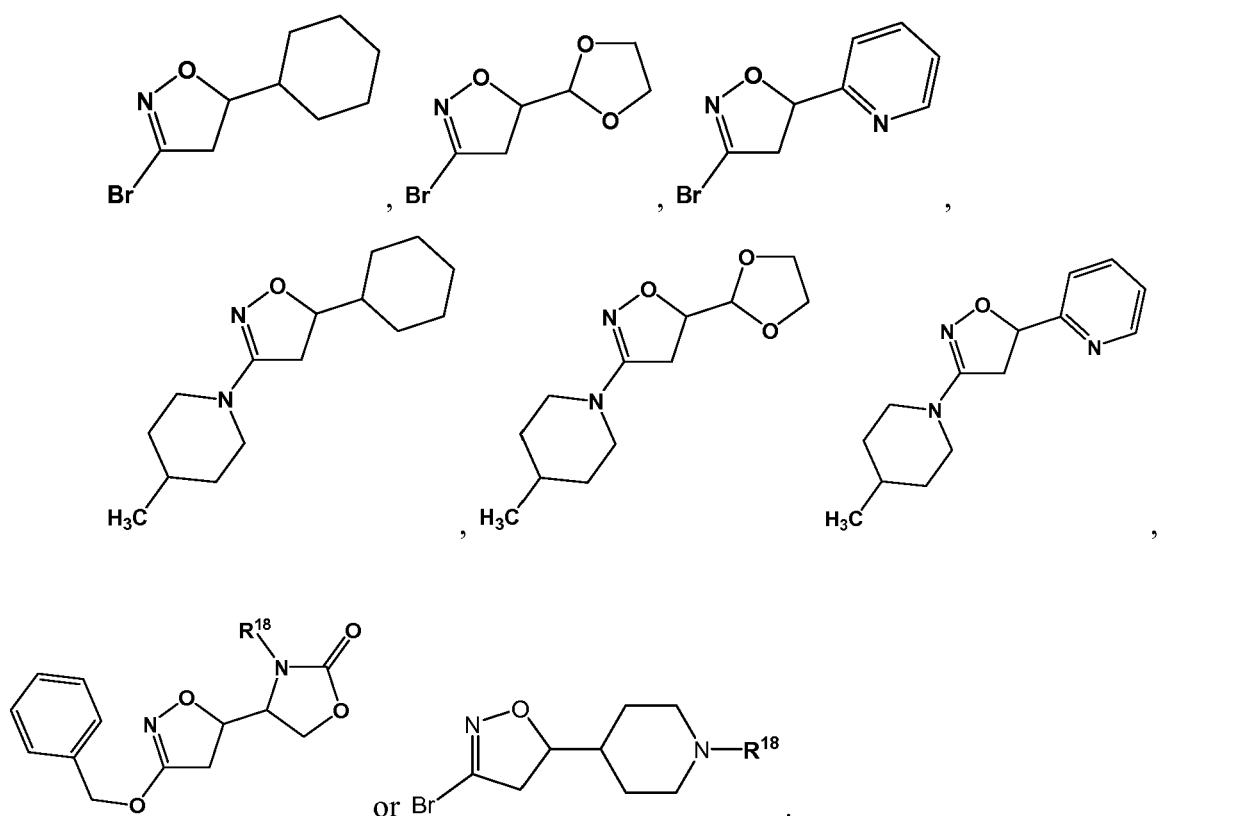
Table 3d.	
 <p style="text-align: center;">III-13</p>	 <p style="text-align: center;">III-42 (cis ring fusion)</p>
 <p style="text-align: center;">III-62</p>	

[00387] However, in certain embodiments of formulae (I) and (II), or subgenera thereof, any one of the following compounds are specifically excluded:

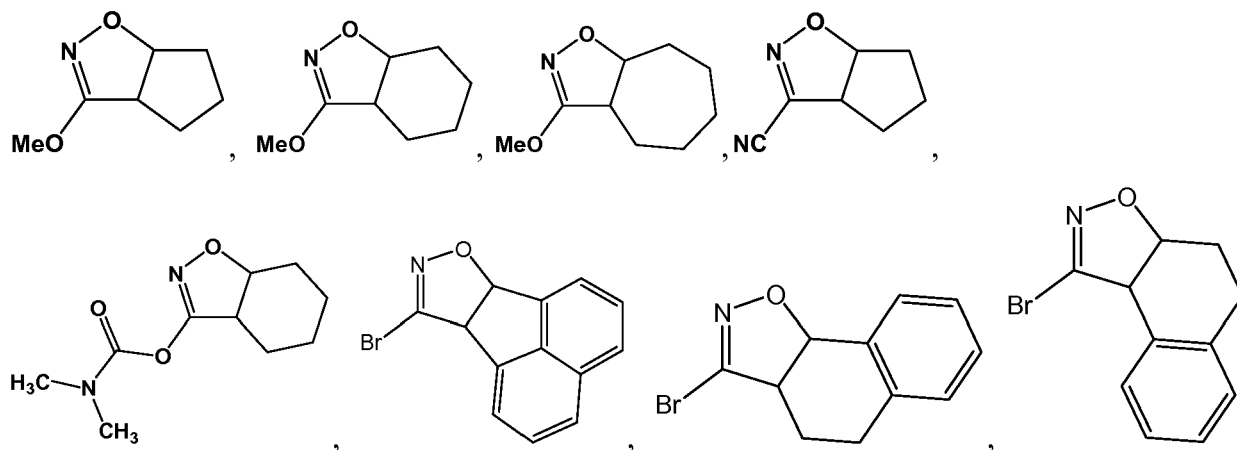


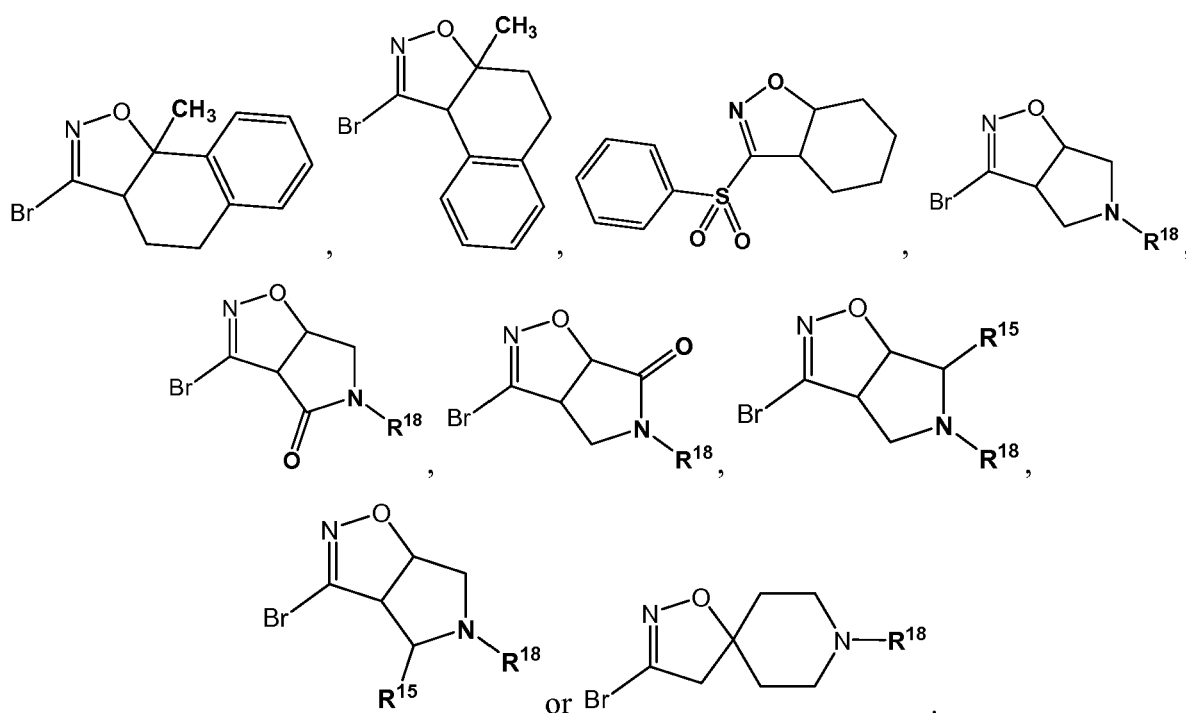


[00388] In certain embodiments of formulae (I) (II), and (III), or subgenera thereof, any one of the following compounds, wherein R¹⁸ is as defined herein, is specifically excluded:



[00389] In certain embodiments of formulae (I), (IV) and (V), or subgenera thereof, any one of the following compounds, wherein R^{18} is as defined herein, and R^{15} is $-\text{OCH}_3$, $-\text{CN}$, $-\text{CO}_2\text{H}$, $-\text{CO}_2\text{CH}_3$, $-\text{CO}_2\text{CH}_2\text{CH}_3$, is specifically excluded:





II. Pharmaceutical Compositions

[00390] In certain embodiments, the present invention provides a pharmaceutical composition comprising a compound of the formula **(I)** or a pharmaceutically acceptable form thereof, and a pharmaceutically acceptable excipient.

[00391] Pharmaceutically acceptable excipients include any and all solvents, diluents or other liquid vehicles, dispersion or suspension aids, surface active agents, isotonic agents, thickening or emulsifying agents, preservatives, solid binders, lubricants and the like, as suited to the particular dosage form desired. General considerations in the formulation and/or manufacture of pharmaceutical compositions agents can be found, for example, in *Remington's Pharmaceutical Sciences*, Sixteenth Edition, E. W. Martin (Mack Publishing Co., Easton, Pa., 1980), and *Remington: The Science and Practice of Pharmacy*, 21st Edition (Lippincott Williams & Wilkins, 2005).

[00392] Pharmaceutical compositions described herein can be prepared by any method known in the art of pharmacology. In general, such preparatory methods include the steps of bringing the active ingredient into association with a carrier and/or one or more other accessory ingredients, and then, if necessary and/or desirable, shaping and/or packaging the product into a desired single- or multi-dose unit.

[00393] Pharmaceutical compositions can be prepared, packaged, and/or sold in bulk, as a single unit dose, and/or as a plurality of single unit doses. As used herein, a “unit dose” is discrete amount of the pharmaceutical composition comprising a predetermined amount of the active ingredient. The amount of the active ingredient is generally equal to the dosage of the active ingredient which would be administered to a subject and/or a convenient fraction of such a dosage such as, for example, one-half or one-third of such a dosage.

[00394] Relative amounts of the active ingredient, the pharmaceutically acceptable carrier, and/or any additional ingredients in a pharmaceutical composition of the invention will vary, depending upon the identity, size, and/or condition of the subject treated and further depending upon the route by which the composition is to be administered. By way of example, the composition may comprise between 0.1% and 100% (w/w) active ingredient.

[00395] Pharmaceutically acceptable excipients used in the manufacture of provided pharmaceutical compositions include inert diluents, dispersing and/or granulating agents, surface active agents and/or emulsifiers, disintegrating agents, binding agents, preservatives, buffering agents, lubricating agents, and/or oils. Excipients such as cocoa butter and suppository waxes, coloring agents, coating agents, sweetening, flavoring, and perfuming agents may also be present in the composition.

[00396] Exemplary diluents include calcium carbonate, sodium carbonate, calcium phosphate, dicalcium phosphate, calcium sulfate, calcium hydrogen phosphate, sodium phosphate lactose, sucrose, cellulose, microcrystalline cellulose, kaolin, mannitol, sorbitol, inositol, sodium chloride, dry starch, cornstarch, powdered sugar, *etc.*, and combinations thereof.

[00397] Exemplary granulating and/or dispersing agents include potato starch, corn starch, tapioca starch, sodium starch glycolate, clays, alginic acid, guar gum, citrus pulp, agar, bentonite, cellulose and wood products, natural sponge, cation-exchange resins, calcium carbonate, silicates, sodium carbonate, cross-linked poly(vinyl-pyrrolidone) (crospovidone), sodium carboxymethyl starch (sodium starch glycolate), carboxymethyl cellulose, cross-linked sodium carboxymethyl cellulose (croscarmellose), methylcellulose, pregelatinized starch (starch 1500), microcrystalline starch, water insoluble starch, calcium carboxymethyl cellulose, magnesium aluminum silicate (Veegum), sodium lauryl sulfate, quaternary ammonium compounds, *etc.*, and combinations thereof.

[00398] Exemplary surface active agents and/or emulsifiers include natural emulsifiers (*e.g.* acacia, agar, alginic acid, sodium alginate, tragacanth, chondrux, cholesterol, xanthan, pectin, gelatin, egg yolk, casein, wool fat, cholesterol, wax, and lecithin), colloidal clays (*e.g.* bentonite [aluminum silicate] and Veegum [magnesium aluminum silicate]), long chain amino acid derivatives, high molecular weight alcohols (*e.g.* stearyl alcohol, cetyl alcohol, oleyl alcohol, triacetin monostearate, ethylene glycol distearate, glyceryl monostearate, and propylene glycol monostearate, polyvinyl alcohol), carbomers (*e.g.* carboxy polymethylene, polyacrylic acid, acrylic acid polymer, and carboxyvinyl polymer), carrageenan, cellulosic derivatives (*e.g.* carboxymethylcellulose sodium, powdered cellulose, hydroxymethyl cellulose, hydroxypropyl cellulose, hydroxypropyl methylcellulose, methylcellulose), sorbitan fatty acid esters (*e.g.* polyoxyethylene sorbitan monolaurate [Tween 20], polyoxyethylene sorbitan [Tween 60], polyoxyethylene sorbitan monooleate [Tween 80], sorbitan monopalmitate [Span 40], sorbitan monostearate [Span 60], sorbitan tristearate [Span 65], glyceryl monooleate, sorbitan monooleate [Span 80]), polyoxyethylene esters (*e.g.* polyoxyethylene monostearate [Myrj 45], polyoxyethylene hydrogenated castor oil, polyethoxylated castor oil, polyoxymethylene stearate, and Solutol), sucrose fatty acid esters, polyethylene glycol fatty acid esters (*e.g.* Cremophor), polyoxyethylene ethers, (*e.g.* polyoxyethylene lauryl ether [Brij 30]), poly(vinyl-pyrrolidone), diethylene glycol monolaurate, triethanolamine oleate, sodium oleate, potassium oleate, ethyl oleate, oleic acid, ethyl laurate, sodium lauryl sulfate, Pluronic F 68, Poloxamer 188, cetrimonium bromide, cetylpyridinium chloride, benzalkonium chloride, docusate sodium, *etc.* and/or combinations thereof.

[00399] Exemplary binding agents include starch (*e.g.* cornstarch and starch paste), gelatin, sugars (*e.g.* sucrose, glucose, dextrose, dextrin, molasses, lactose, lactitol, mannitol, *etc.*), natural and synthetic gums (*e.g.* acacia, sodium alginate, extract of Irish moss, panwar gum, ghatti gum, mucilage of isapol husks, carboxymethylcellulose, methylcellulose, ethylcellulose, hydroxyethylcellulose, hydroxypropyl cellulose, hydroxypropyl methylcellulose, microcrystalline cellulose, cellulose acetate, poly(vinyl-pyrrolidone), magnesium aluminum silicate (Veegum), and larch arabogalactan), alginates, polyethylene oxide, polyethylene glycol, inorganic calcium salts, silicic acid, polymethacrylates, waxes, water, alcohol, *etc.*, and/or combinations thereof.

[00400] Exemplary preservatives include antioxidants, chelating agents, antimicrobial preservatives, antifungal preservatives, alcohol preservatives, acidic preservatives, and other preservatives.

[00401] Exemplary antioxidants include alpha tocopherol, ascorbic acid, acorbyl palmitate, butylated hydroxyanisole, butylated hydroxytoluene, monothioglycerol, potassium metabisulfite, propionic acid, propyl gallate, sodium ascorbate, sodium bisulfite, sodium metabisulfite, and sodium sulfite.

[00402] Exemplary chelating agents include ethylenediaminetetraacetic acid (EDTA) and salts and hydrates thereof (e.g., sodium edetate, disodium edetate, trisodium edetate, calcium disodium edetate, dipotassium edetate, and the like), citric acid and salts and hydrates thereof (e.g., citric acid monohydrate), fumaric acid and salts and hydrates thereof, malic acid and salts and hydrates thereof, phosphoric acid and salts and hydrates thereof, and tartaric acid and salts and hydrates thereof. Exemplary antimicrobial preservatives include benzalkonium chloride, benzethonium chloride, benzyl alcohol, bronopol, cetrimide, cetylpyridinium chloride, chlorhexidine, chlorobutanol, chlorocresol, chloroxylonol, cresol, ethyl alcohol, glycerin, hexetidine, imidurea, phenol, phenoxyethanol, phenylethyl alcohol, phenylmercuric nitrate, propylene glycol, and thimerosal.

[00403] Exemplary antifungal preservatives include butyl paraben, methyl paraben, ethyl paraben, propyl paraben, benzoic acid, hydroxybenzoic acid, potassium benzoate, potassium sorbate, sodium benzoate, sodium propionate, and sorbic acid.

[00404] Exemplary alcohol preservatives include ethanol, polyethylene glycol, phenol, phenolic compounds, bisphenol, chlorobutanol, hydroxybenzoate, and phenylethyl alcohol.

[00405] Exemplary acidic preservatives include vitamin A, vitamin C, vitamin E, beta-carotene, citric acid, acetic acid, dehydroacetic acid, ascorbic acid, sorbic acid, and phytic acid.

[00406] Other preservatives include tocopherol, tocopherol acetate, deteroxime mesylate, cetrimide, butylated hydroxyanisole (BHA), butylated hydroxytoluene (BHT), ethylenediamine, sodium lauryl sulfate (SLS), sodium lauryl ether sulfate (SLES), sodium bisulfite, sodium metabisulfite, potassium sulfite, potassium metabisulfite, Glydant Plus, Phenonip, methylparaben, Germall 115, Germaben II, Neolone, Kathon, and Euxyl. In certain embodiments, the preservative is an anti-oxidant. In other embodiments, the preservative is a chelating agent.

[00407] Exemplary buffering agents include citrate buffer solutions, acetate buffer solutions, phosphate buffer solutions, ammonium chloride, calcium carbonate, calcium chloride, calcium citrate, calcium gluconate, calcium gluceptate, calcium gluconate, D-gluconic acid, calcium glycerophosphate, calcium lactate, propanoic acid, calcium levulinate, pentanoic acid, dibasic calcium phosphate, phosphoric acid, tribasic calcium phosphate, calcium hydroxide phosphate, potassium acetate, potassium chloride, potassium gluconate, potassium mixtures, dibasic potassium phosphate, monobasic potassium phosphate, potassium phosphate mixtures, sodium acetate, sodium bicarbonate, sodium chloride, sodium citrate, sodium lactate, dibasic sodium phosphate, monobasic sodium phosphate, sodium phosphate mixtures, tromethamine, magnesium hydroxide, aluminum hydroxide, alginic acid, pyrogen-free water, isotonic saline, Ringer's solution, ethyl alcohol, *etc.*, and combinations thereof.

[00408] Exemplary lubricating agents include magnesium stearate, calcium stearate, stearic acid, silica, talc, malt, glyceryl behenate, hydrogenated vegetable oils, polyethylene glycol, sodium benzoate, sodium acetate, sodium chloride, leucine, magnesium lauryl sulfate, sodium lauryl sulfate, *etc.*, and combinations thereof.

[00409] Exemplary oils include almond, apricot kernel, avocado, babassu, bergamot, black current seed, borage, cade, camomile, canola, caraway, carnauba, castor, cinnamon, cocoa butter, coconut, cod liver, coffee, corn, cotton seed, emu, eucalyptus, evening primrose, fish, flaxseed, geraniol, gourd, grape seed, hazel nut, hyssop, isopropyl myristate, jojoba, kukui nut, lavandin, lavender, lemon, litsea cubeba, macademia nut, mallow, mango seed, meadowfoam seed, mink, nutmeg, olive, orange, orange roughy, palm, palm kernel, peach kernel, peanut, poppy seed, pumpkin seed, rapeseed, rice bran, rosemary, safflower, sandalwood, sasquana, savoury, sea buckthorn, sesame, shea butter, silicone, soybean, sunflower, tea tree, thistle, tsubaki, vetiver, walnut, and wheat germ oils. Exemplary oils include, but are not limited to, butyl stearate, caprylic triglyceride, capric triglyceride, cyclomethicone, diethyl sebacate, dimethicone 360, isopropyl myristate, mineral oil, octyldodecanol, oleyl alcohol, silicone oil, and combinations thereof.

[00410] Liquid dosage forms for oral and parenteral administration include pharmaceutically acceptable emulsions, microemulsions, solutions, suspensions, syrups and elixirs. In addition to the active ingredients, the liquid dosage forms may comprise inert diluents commonly used in the art such as, for example, water or other solvents, solubilizing agents and emulsifiers such as ethyl

alcohol, isopropyl alcohol, ethyl carbonate, ethyl acetate, benzyl alcohol, benzyl benzoate, propylene glycol, 1,3-butylene glycol, dimethylformamide, oils (e.g., cottonseed, groundnut, corn, germ, olive, castor, and sesame oils), glycerol, tetrahydrofurfuryl alcohol, polyethylene glycols and fatty acid esters of sorbitan, and mixtures thereof. Besides inert diluents, the oral compositions can include adjuvants such as wetting agents, emulsifying and suspending agents, sweetening, flavoring, and perfuming agents. In certain embodiments for parenteral administration, the conjugates of the invention are mixed with solubilizing agents such as Cremophor, alcohols, oils, modified oils, glycols, polysorbates, cyclodextrins, polymers, and combinations thereof.

[00411] Injectable preparations, for example, sterile injectable aqueous or oleaginous suspensions can be formulated according to the known art using suitable dispersing or wetting agents and suspending agents. The sterile injectable preparation can be a sterile injectable solution, suspension or emulsion in a nontoxic parenterally acceptable diluent or solvent, for example, as a solution in 1,3-butanediol. Among the acceptable vehicles and solvents that can be employed are water, Ringer's solution, U.S.P. and isotonic sodium chloride solution. In addition, sterile, fixed oils are conventionally employed as a solvent or suspending medium. For this purpose any bland fixed oil can be employed including synthetic mono- or diglycerides. In addition, fatty acids such as oleic acid are used in the preparation of injectables.

[00412] The injectable formulations can be sterilized, for example, by filtration through a bacterial-retaining filter, or by incorporating sterilizing agents in the form of sterile solid compositions which can be dissolved or dispersed in sterile water or other sterile injectable medium prior to use.

[00413] In order to prolong the effect of a drug, it is often desirable to slow the absorption of the drug from subcutaneous or intramuscular injection. This can be accomplished by the use of a liquid suspension of crystalline or amorphous material with poor water solubility. The rate of absorption of the drug then depends upon its rate of dissolution which, in turn, may depend upon crystal size and crystalline form. Alternatively, delayed absorption of a parenterally administered drug form is accomplished by dissolving or suspending the drug in an oil vehicle.

[00414] Compositions for rectal or vaginal administration are typically suppositories which can be prepared by mixing the conjugates of this invention with suitable non-irritating excipients or carriers such as cocoa butter, polyethylene glycol or a suppository wax which are solid at

ambient temperature but liquid at body temperature and therefore melt in the rectum or vaginal cavity and release the active ingredient.

[00415] Solid dosage forms for oral administration include capsules, tablets, pills, powders, and granules. In such solid dosage forms, the active ingredient is mixed with at least one inert, pharmaceutically acceptable excipient or carrier such as sodium citrate or dicalcium phosphate and/or a) fillers or extenders such as starches, lactose, sucrose, glucose, mannitol, and silicic acid, b) binders such as, for example, carboxymethylcellulose, alginates, gelatin, polyvinylpyrrolidinone, sucrose, and acacia, c) humectants such as glycerol, d) disintegrating agents such as agar, calcium carbonate, potato or tapioca starch, alginic acid, certain silicates, and sodium carbonate, e) solution retarding agents such as paraffin, f) absorption accelerators such as quaternary ammonium compounds, g) wetting agents such as, for example, cetyl alcohol and glycerol monostearate, h) absorbents such as kaolin and bentonite clay, and i) lubricants such as talc, calcium stearate, magnesium stearate, solid polyethylene glycols, sodium lauryl sulfate, and mixtures thereof. In the case of capsules, tablets and pills, the dosage form may comprise buffering agents.

[00416] Solid compositions of a similar type can be employed as fillers in soft and hard-filled gelatin capsules using such excipients as lactose or milk sugar as well as high molecular weight polyethylene glycols and the like. The solid dosage forms of tablets, dragees, capsules, pills, and granules can be prepared with coatings and shells such as enteric coatings and other coatings well known in the pharmaceutical formulating art. They may optionally comprise opacifying agents and can be of a composition that they release the active ingredient(s) only, or preferentially, in a certain part of the intestinal tract, optionally, in a delayed manner. Examples of embedding compositions which can be used include polymeric substances and waxes. Solid compositions of a similar type can be employed as fillers in soft and hard-filled gelatin capsules using such excipients as lactose or milk sugar as well as high molecular weight polyethylene glycols and the like.

[00417] The active ingredients can be in micro-encapsulated form with one or more excipients as noted above. The solid dosage forms of tablets, dragees, capsules, pills, and granules can be prepared with coatings and shells such as enteric coatings, release controlling coatings and other coatings well known in the pharmaceutical formulating art. In such solid dosage forms the active ingredient can be admixed with at least one inert diluent such as sucrose,

lactose or starch. Such dosage forms may comprise, as is normal practice, additional substances other than inert diluents, *e.g.*, tableting lubricants and other tableting aids such as magnesium stearate and microcrystalline cellulose. In the case of capsules, tablets and pills, the dosage forms may comprise buffering agents. They may optionally comprise opacifying agents and can be of a composition that they release the active ingredient(s) only, or preferentially, in a certain part of the intestinal tract, optionally, in a delayed manner. Examples of embedding compositions which can be used include polymeric substances and waxes.

[00418] Dosage forms for topical and/or transdermal administration of a compound of this invention may include ointments, pastes, creams, lotions, gels, powders, solutions, sprays, inhalants and/or patches. Generally, the active ingredient is admixed under sterile conditions with a pharmaceutically acceptable carrier and/or any needed preservatives and/or buffers as can be required. Additionally, the present invention contemplates the use of transdermal patches, which often have the added advantage of providing controlled delivery of an active ingredient to the body. Such dosage forms can be prepared, for example, by dissolving and/or dispensing the active ingredient in the proper medium. Alternatively or additionally, the rate can be controlled by either providing a rate controlling membrane and/or by dispersing the active ingredient in a polymer matrix and/or gel.

[00419] Suitable devices for use in delivering intradermal pharmaceutical compositions described herein include short needle devices such as those described in U.S. Patents 4,886,499; 5,190,521; 5,328,483; 5,527,288; 4,270,537; 5,015,235; 5,141,496; and 5,417,662. Intradermal compositions can be administered by devices which limit the effective penetration length of a needle into the skin, such as those described in PCT publication WO 99/34850 and functional equivalents thereof. Jet injection devices which deliver liquid vaccines to the dermis via a liquid jet injector and/or via a needle which pierces the stratum corneum and produces a jet which reaches the dermis are suitable. Jet injection devices are described, for example, in U.S. Patents 5,480,381; 5,599,302; 5,334,144; 5,993,412; 5,649,912; 5,569,189; 5,704,911; 5,383,851; 5,893,397; 5,466,220; 5,339,163; 5,312,335; 5,503,627; 5,064,413; 5,520,639; 4,596,556; 4,790,824; 4,941,880; 4,940,460; and PCT publications WO 97/37705 and WO 97/13537. Ballistic powder/particle delivery devices which use compressed gas to accelerate vaccine in powder form through the outer layers of the skin to the dermis are suitable. Alternatively or

additionally, conventional syringes can be used in the classical mantoux method of intradermal administration.

[00420] Formulations suitable for topical administration include, but are not limited to, liquid and/or semi liquid preparations such as liniments, lotions, oil in water and/or water in oil emulsions such as creams, ointments and/or pastes, and/or solutions and/or suspensions. Topically-administrable formulations may, for example, comprise from about 1% to about 10% (w/w) active ingredient, although the concentration of the active ingredient can be as high as the solubility limit of the active ingredient in the solvent. Formulations for topical administration may further comprise one or more of the additional ingredients described herein.

[00421] A pharmaceutical composition of the invention can be prepared, packaged, and/or sold in a formulation suitable for pulmonary administration via the buccal cavity. Such a formulation may comprise dry particles which comprise the active ingredient and which have a diameter in the range from about 0.5 to about 7 nanometers or from about 1 to about 6 nanometers. Such compositions are conveniently in the form of dry powders for administration using a device comprising a dry powder reservoir to which a stream of propellant can be directed to disperse the powder and/or using a self propelling solvent/powder dispensing container such as a device comprising the active ingredient dissolved and/or suspended in a low-boiling propellant in a sealed container. Such powders comprise particles wherein at least 98% of the particles by weight have a diameter greater than 0.5 nanometers and at least 95% of the particles by number have a diameter less than 7 nanometers. Alternatively, at least 95% of the particles by weight have a diameter greater than 1 nanometer and at least 90% of the particles by number have a diameter less than 6 nanometers. Dry powder compositions may include a solid fine powder diluent such as sugar and are conveniently provided in a unit dose form.

[00422] Low boiling propellants generally include liquid propellants having a boiling point of below 65 °F at atmospheric pressure. Generally the propellant may constitute 50 to 99.9% (w/w) of the composition, and the active ingredient may constitute 0.1 to 20% (w/w) of the composition. The propellant may further comprise additional ingredients such as a liquid non-ionic and/or solid anionic surfactant and/or a solid diluent (which may have a particle size of the same order as particles comprising the active ingredient).

[00423] Pharmaceutical compositions of the invention formulated for pulmonary delivery may provide the active ingredient in the form of droplets of a solution and/or suspension. Such

formulations can be prepared, packaged, and/or sold as aqueous and/or dilute alcoholic solutions and/or suspensions, optionally sterile, comprising the active ingredient, and may conveniently be administered using any nebulization and/or atomization device. Such formulations may further comprise one or more additional ingredients including, but not limited to, a flavoring agent such as saccharin sodium, a volatile oil, a buffering agent, a surface active agent, and/or a preservative such as methylhydroxybenzoate. The droplets provided by this route of administration may have an average diameter in the range from about 0.1 to about 200 nanometers.

[00424] The formulations described herein as being useful for pulmonary delivery are useful for intranasal delivery of a pharmaceutical composition of the invention. Another formulation suitable for intranasal administration is a coarse powder comprising the active ingredient and having an average particle from about 0.2 to 500 micrometers. Such a formulation is administered by rapid inhalation through the nasal passage from a container of the powder held close to the nares.

[00425] Formulations suitable for nasal administration may, for example, comprise from about as little as 0.1% (w/w) and as much as 100% (w/w) of the active ingredient, and may comprise one or more of the additional ingredients described herein. A pharmaceutical composition of the invention can be prepared, packaged, and/or sold in a formulation suitable for buccal administration. Such formulations may, for example, be in the form of tablets and/or lozenges made using conventional methods, and may contain, for example, 0.1 to 20% (w/w) active ingredient, the balance comprising an orally dissolvable and/or degradable composition and, optionally, one or more of the additional ingredients described herein. Alternately, formulations suitable for buccal administration may comprise a powder and/or an aerosolized and/or atomized solution and/or suspension comprising the active ingredient. Such powdered, aerosolized, and/or atomized formulations, when dispersed, may have an average particle and/or droplet size in the range from about 0.1 to about 200 nanometers, and may further comprise one or more of the additional ingredients described herein.

[00426] A pharmaceutical composition of the invention can be prepared, packaged, and/or sold in a formulation suitable for ophthalmic administration. Such formulations may, for example, be in the form of eye drops including, for example, a 0.1/1.0% (w/w) solution and/or suspension of the active ingredient in an aqueous or oily liquid carrier. Such drops may further comprise buffering agents, salts, and/or one or more other of the additional ingredients described

herein. Other ophthalmically-administrable formulations which are useful include those which comprise the active ingredient in microcrystalline form and/or in a liposomal preparation. Ear drops and/or eye drops are contemplated as being within the scope of this invention.

[00427] Although the descriptions of pharmaceutical compositions provided herein are principally directed to pharmaceutical compositions which are suitable for administration to humans, it will be understood by the skilled artisan that such compositions are generally suitable for administration to animals of all sorts. Modification of pharmaceutical compositions suitable for administration to humans in order to render the compositions suitable for administration to various animals is well understood, and the ordinarily skilled veterinary pharmacologist can design and/or perform such modification with ordinary experimentation. General considerations in the formulation and/or manufacture of pharmaceutical compositions can be found, for example, in *Remington: The Science and Practice of Pharmacy* 21st ed., Lippincott Williams & Wilkins, 2005.

[00428] Still further encompassed by the invention are pharmaceutical packs and/or kits. Pharmaceutical packs and/or kits provided may comprise a provided composition and a container (e.g., a vial, ampoule, bottle, syringe, and/or dispenser package, or other suitable container). In some embodiments, provided kits may optionally further include a second container comprising a suitable aqueous carrier for dilution or suspension of the provided composition for preparation of administration to a subject. In some embodiments, contents of provided formulation container and solvent container combine to form at least one unit dosage form.

[00429] In some embodiments, a provided composition of the invention can be useful in conjunction with subject controlled analgesia (PCA) devices, wherein a subject can administer, for example, opioid analgesia as required for pain management.

[00430] Optionally, a single container may comprise one or more compartments for containing a provided composition, and/or appropriate aqueous carrier for suspension or dilution. In some embodiments, a single container can be appropriate for modification such that the container may receive a physical modification so as to allow combination of compartments and/or components of individual compartments. For example, a foil or plastic bag may comprise two or more compartments separated by a perforated seal which can be broken so as to allow combination of contents of two individual compartments once the signal to break the seal is generated. A pharmaceutical pack or kit may thus comprise such multi-compartment containers

including a provided composition and appropriate solvent and/or appropriate aqueous carrier for suspension.

[00431] Optionally, instructions for use are additionally provided in such kits of the invention. Such instructions may provide, generally, for example, instructions for dosage and administration. In other embodiments, instructions may further provide additional detail relating to specialized instructions for particular containers and/or systems for administration. Still further, instructions may provide specialized instructions for use in conjunction and/or in combination with additional therapy. In one non-limiting example, the formulations of the invention can be used in conjunction with opioid analgesia administration, which may, optionally, comprise use of a subject controlled analgesia (PCA) device. Thus, instructions for use of provided formulations may comprise instructions for use in conjunction with PCA administration devices.

III. Methods of Use and Treatment

[00432] The present invention provides methods for treating a FAAH-mediated condition comprising administering to a subject in need thereof a therapeutically effective amount of a compound of formula (I) or a pharmaceutically acceptable form thereof.

[00433] The present invention also provides methods for inhibiting FAAH in a subject comprising administering to a subject in need thereof a therapeutically effective amount of a compound of formula (I) or a pharmaceutically acceptable form thereof.

[00434] The present invention also provides a method of inhibiting activation of the FAAH pathway *in vitro* or *ex vivo*, comprising contacting a FAAH protein with a compound of formula (I) in an amount sufficient to reduce the activation of the FAAH pathway.

[00435] The present invention also provides use of a compound of formula (I) for the treatment of a FAAH-mediated condition in a subject.

[00436] The present invention also provides use of a compound of formula (I) in the manufacture of a medicament. In certain embodiments, the medicament is useful for treating a FAAH-mediated condition.

[00437] A "subject" to which administration is contemplated includes, but is not limited to, humans (*i.e.*, a male or female of any age group, *e.g.*, a pediatric subject (*e.g.* infant, child, adolescent) or adult subject (*e.g.*, young adult, middle-aged adult or senior adult)) and/or other primates (*e.g.*, cynomolgus monkeys, rhesus monkeys); mammals, including commercially relevant mammals such as cattle, pigs, horses, sheep, goats, cats, and/or dogs; and/or birds, including commercially relevant birds such as chickens, ducks, geese, and/or turkeys.

[00438] As used herein, and unless otherwise specified, the terms "treat," "treating" and "treatment" contemplate an action that occurs while a subject is suffering from the specified disease, disorder or condition, which reduces the severity of the disease, disorder or condition, or retards or slows the progression of the disease, disorder or condition.

[00439] As used herein, unless otherwise specified, the terms "prevent," "preventing" and "prevention" contemplate an action that occurs before a subject begins to suffer from the specified disease, disorder or condition, which inhibits or reduces the severity of the disease, disorder or condition.

[00440] As used herein, and unless otherwise specified, the terms "manage," "managing" and "management" encompass preventing the recurrence of the specified disease, disorder or condition in a subject who has already suffered from the disease, disorder or condition, and/or lengthening the time that a subject who has suffered from the disease, disorder or condition remains in remission. The terms encompass modulating the threshold, development and/or duration of the disease, disorder or condition, or changing the way that a subject responds to the disease, disorder or condition.

[00441] As used herein, and unless otherwise specified, a "therapeutically effective amount" of a compound is an amount sufficient to provide a therapeutic benefit in the treatment or management of a disease, disorder or condition, or to delay or minimize one or more symptoms associated with the disease, disorder or condition. A therapeutically effective amount of a compound means an amount of therapeutic agent, alone or in combination with other therapies, which provides a therapeutic benefit in the treatment or management of the disease, disorder or condition. The term "therapeutically effective amount" can encompass an amount that improves overall therapy, reduces or avoids symptoms or causes of disease or condition, or enhances the therapeutic efficacy of another therapeutic agent.

[00442] As used herein, and unless otherwise specified, a "prophylactically effective amount" of a compound is an amount sufficient to prevent a disease, disorder or condition, or one or more symptoms associated with the disease, disorder or condition, or prevent its recurrence. A prophylactically effective amount of a compound means an amount of therapeutic agent, alone or in combination with other agents, which provides a prophylactic benefit in the prevention of the disease, disorder or condition. The term "prophylactically effective amount" can encompass an amount that improves overall prophylaxis or enhances the prophylactic efficacy of another prophylactic agent.

[00443] As used herein "inhibition", "inhibiting", "inhibit" and "inhibitor", and the like, refer to the ability of a compound to reduce, slow, halt or prevent activity of a particular biological process (*e.g.*, FAAH activity) in a cell relative to vehicle.

[00444] "FAAH-mediated condition" as used herein, refers to a disease, disorder or condition which is treatable by inhibition of FAAH activity. "Disease", "disorder" or "condition" are terms used interchangeably herein. FAAH-mediated conditions include, but are not limited to, painful conditions, inflammatory conditions, immune disorders, disorders of the central nervous system, metabolic disorders, cardiac disorders and glaucoma.

[00445] In certain embodiments, the FAAH-mediated condition is a painful condition. As used herein, a "painful condition" includes, but is not limited to, neuropathic pain (*e.g.*, peripheral neuropathic pain), central pain, deafferentiation pain, chronic pain (*e.g.*, chronic nociceptive pain, and other forms of chronic pain such as post-operative pain, *e.g.*, pain arising after hip, knee, or other replacement surgery), pre-operative pain, stimulus of nociceptive receptors (nociceptive pain), acute pain (*e.g.*, phantom and transient acute pain), non-inflammatory pain, inflammatory pain, pain associated with cancer, wound pain, burn pain, post-operative pain, pain associated with medical procedures, pain resulting from pruritus, painful bladder syndrome, pain associated with premenstrual dysphoric disorder and/or premenstrual syndrome, pain associated with chronic fatigue syndrome, pain associated with pre-term labor, pain associated with withdrawal symptoms from drug addiction, joint pain, arthritic pain (*e.g.*, pain associated with crystalline arthritis, osteoarthritis, psoriatic arthritis, gouty arthritis, reactive arthritis, rheumatoid arthritis or Reiter's arthritis), lumbosacral pain, musculo-skeletal pain, headache, migraine, muscle ache, lower back pain, neck pain, toothache, dental/maxillofacial pain, visceral pain and the like.

[00446] One or more of the painful conditions contemplated herein can comprise mixtures of various types of pain provided above and herein (*e.g.* nociceptive pain, inflammatory pain, neuropathic pain, *etc.*). In some embodiments, a particular pain can dominate. In other embodiments, the painful condition comprises two or more types of pains without one dominating. A skilled clinician can determine the dosage to achieve a therapeutically effective amount for a particular subject based on the painful condition.

[00447] In certain embodiments, the painful condition is neuropathic pain. The term “neuropathic pain” refers to pain resulting from injury to a nerve. Neuropathic pain is distinguished from nociceptive pain, which is the pain caused by acute tissue injury involving small cutaneous nerves or small nerves in muscle or connective tissue. Neuropathic pain typically is long-lasting or chronic and often develops days or months following an initial acute tissue injury. Neuropathic pain can involve persistent, spontaneous pain as well as allodynia, which is a painful response to a stimulus that normally is not painful. Neuropathic pain also can be characterized by hyperalgesia, in which there is an accentuated response to a painful stimulus that usually is trivial, such as a pin prick. Neuropathic pain conditions can develop following neuronal injury and the resulting pain may persist for months or years, even after the original injury has healed. Neuronal injury may occur in the peripheral nerves, dorsal roots, spinal cord or certain regions in the brain. Neuropathic pain conditions include, but are not limited to, diabetic neuropathy (*e.g.*, peripheral diabetic neuropathy); sciatica; non-specific lower back pain; multiple sclerosis pain; carpal tunnel syndrome, fibromyalgia; HIV-related neuropathy; neuralgia (*e.g.*, post-herpetic neuralgia, trigeminal neuralgia); pain resulting from physical trauma (*e.g.*, amputation; surgery, invasive medical procedures, toxins, burns, infection), pain resulting from cancer or chemotherapy (*e.g.*, chemotherapy-induced pain such as chemotherapy-induced peripheral neuropathy), and pain resulting from an inflammatory condition (*e.g.*, a chronic inflammatory condition). Neuropathic pain can result from a peripheral nerve disorder such as neuroma; nerve compression; nerve crush, nerve stretch or incomplete nerve transection; mononeuropathy or polyneuropathy. Neuropathic pain can also result from a disorder such as dorsal root ganglion compression; inflammation of the spinal cord; contusion, tumor or hemisection of the spinal cord; tumors of the brainstem, thalamus or cortex; or trauma to the brainstem, thalamus or cortex.

[00448] The symptoms of neuropathic pain are heterogeneous and are often described as spontaneous shooting and lancinating pain, or ongoing, burning pain. In addition, there is pain associated with normally non-painful sensations such as “pins and needles” (paraesthesias and dysesthesias), increased sensitivity to touch (hyperesthesia), painful sensation following innocuous stimulation (dynamic, static or thermal allodynia), increased sensitivity to noxious stimuli (thermal, cold, mechanical hyperalgesia), continuing pain sensation after removal of the stimulation (hyperpathia) or an absence of or deficit in selective sensory pathways (hypoalgesia).

[00449] In certain embodiments, the painful condition is non-inflammatory pain. The types of non-inflammatory pain include, without limitation, peripheral neuropathic pain (*e.g.*, pain caused by a lesion or dysfunction in the peripheral nervous system), central pain (*e.g.*, pain caused by a lesion or dysfunction of the central nervous system), deafferentation pain (*e.g.*, pain due to loss of sensory input to the central nervous system), chronic nociceptive pain (*e.g.*, certain types of cancer pain), noxious stimulus of nociceptive receptors (*e.g.*, pain felt in response to tissue damage or impending tissue damage), phantom pain (*e.g.*, pain felt in a part of the body that no longer exists, such as a limb that has been amputated), pain felt by psychiatric subjects (*e.g.*, pain where no physical cause may exist), and wandering pain (*e.g.*, wherein the pain repeatedly changes location in the body).

[00450] In certain embodiments, the painful condition is inflammatory pain. In certain embodiments, the painful condition (*e.g.*, inflammatory pain) is associated with an inflammatory condition and/or an immune disorder.

[00451] In certain embodiments, the FAAH-mediated condition is an inflammatory condition. The term “inflammatory condition” refers to those diseases, disorders or conditions that are characterized by signs of pain (dolor, from the generation of noxious substances and the stimulation of nerves), heat (calor, from vasodilatation), redness (rubor, from vasodilatation and increased blood flow), swelling (tumor, from excessive inflow or restricted outflow of fluid), and/or loss of function (functio laesa, which can be partial or complete, temporary or permanent. Inflammation takes on many forms and includes, but is not limited to, acute, adhesive, atrophic, catarrhal, chronic, cirrhotic, diffuse, disseminated, exudative, fibrinous, fibrosing, focal, granulomatous, hyperplastic, hypertrophic, interstitial, metastatic, necrotic, obliterative, parenchymatous, plastic, productive, proliferous, pseudomembranous, purulent, sclerosing,

seroplastic, serous, simple, specific, subacute, suppurative, toxic, traumatic, and/or ulcerative inflammation.

[00452] Exemplary inflammatory conditions include, but are not limited to, inflammation associated with acne, anemia (*e.g.*, aplastic anemia, haemolytic autoimmune anaemia), asthma, arteritis (*e.g.*, polyarteritis, temporal arteritis, periarteritis nodosa, Takayasu's arteritis), arthritis (*e.g.*, crystalline arthritis, osteoarthritis, psoriatic arthritis, gouty arthritis, reactive arthritis, rheumatoid arthritis and Reiter's arthritis), ankylosing spondylitis, amylosis, amyotrophic lateral sclerosis, autoimmune diseases, allergies or allergic reactions, atherosclerosis, bronchitis, bursitis, chronic prostatitis, conjunctivitis, Chagas disease, chronic obstructive pulmonary disease, dermatomyositis, diverticulitis, diabetes (*e.g.*, type I diabetes mellitus, type 2 diabetes mellitus), a skin condition (*e.g.*, psoriasis, eczema, burns, dermatitis, pruritus (itch)), endometriosis, Guillain-Barre syndrome, infection, ischaemic heart disease, Kawasaki disease, glomerulonephritis, gingivitis, hypersensitivity, headaches (*e.g.*, migraine headaches, tension headaches), ileus (*e.g.*, postoperative ileus and ileus during sepsis), idiopathic thrombocytopenic purpura, interstitial cystitis (painful bladder syndrome), gastrointestinal disorder (*e.g.*, selected from peptic ulcers, regional enteritis, diverticulitis, gastrointestinal bleeding, eosinophilic gastrointestinal disorders (*e.g.*, eosinophilic esophagitis, eosinophilic gastritis, eosinophilic gastroenteritis, eosinophilic colitis), gastritis, diarrhea, gastroesophageal reflux disease (GORD, or its synonym GERD), inflammatory bowel disease (IBD) (*e.g.*, Crohn's disease, ulcerative colitis, collagenous colitis, lymphocytic colitis, ischaemic colitis, diversion colitis, Behcet's syndrome, indeterminate colitis) and inflammatory bowel syndrome (IBS)), lupus, multiple sclerosis, morphea, myasthenia gravis, myocardial ischemia, nephrotic syndrome, pemphigus vulgaris, pernicious anaemia, peptic ulcers, polymyositis, primary biliary cirrhosis, neuroinflammation associated with brain disorders (*e.g.*, Parkinson's disease, Huntington's disease, and Alzheimer's disease), prostatitis, chronic inflammation associated with cranial radiation injury, pelvic inflammatory disease, reperfusion injury, regional enteritis, rheumatic fever, systemic lupus erythematosus, scleroderma, scleroderma, sarcoidosis, spondyloarthropathies, Sjogren's syndrome, thyroiditis, transplantation rejection, tendonitis, trauma or injury (*e.g.*, frostbite, chemical irritants, toxins, scarring, burns, physical injury), vasculitis, vitiligo and Wegener's granulomatosis. In certain embodiments, the inflammatory disorder is selected from arthritis (*e.g.*, rheumatoid arthritis), inflammatory bowel disease,

inflammatory bowel syndrome, asthma, psoriasis, endometriosis, interstitial cystitis and prostatitis. In certain embodiments, the inflammatory condition is an acute inflammatory condition (*e.g.*, for example, inflammation resulting from infection). In certain embodiments, the inflammatory condition is a chronic inflammatory condition (*e.g.*, conditions resulting from asthma, arthritis and inflammatory bowel disease). The compounds may also be useful in treating inflammation associated with trauma and non-inflammatory myalgia. The compounds may also be useful in treating inflammation associated with cancer.

[00453] In certain embodiments, the FAAH-mediated condition is an immune disorder. Immune disorders, such as auto-immune disorders, include, but are not limited to, arthritis (including rheumatoid arthritis, spondyloarthropathies, gouty arthritis, degenerative joint diseases such as osteoarthritis, systemic lupus erythematosus, Sjogren's syndrome, ankylosing spondylitis, undifferentiated spondylitis, Behcet's disease, haemolytic autoimmune anaemias, multiple sclerosis, amyotrophic lateral sclerosis, amylosis, acute painful shoulder, psoriatic, and juvenile arthritis), asthma, atherosclerosis, osteoporosis, bronchitis, tendonitis, bursitis, skin condition (*e.g.*, psoriasis, eczema, burns, dermatitis, pruritus (itch)), enuresis, eosinophilic disease, gastrointestinal disorder (*e.g.*, selected from peptic ulcers, regional enteritis, diverticulitis, gastrointestinal bleeding, eosinophilic gastrointestinal disorders (*e.g.*, eosinophilic esophagitis, eosinophilic gastritis, eosinophilic gastroenteritis, eosinophilic colitis), gastritis, diarrhea, gastroesophageal reflux disease (GORD, or its synonym GERD), inflammatory bowel disease (IBD) (*e.g.*, Crohn's disease, ulcerative colitis, collagenous colitis, lymphocytic colitis, ischaemic colitis, diversion colitis, Behcet's syndrome, indeterminate colitis) and inflammatory bowel syndrome (IBS)), and disorders ameliorated by a gastroprokinetic agent (*e.g.*, ileus, postoperative ileus and ileus during sepsis; gastroesophageal reflux disease (GORD, or its synonym GERD); eosinophilic esophagitis, gastroparesis such as diabetic gastroparesis; food intolerances and food allergies and other functional bowel disorders, such as non-ulcerative dyspepsia (NUD) and non-cardiac chest pain (NCCP, including costo-chondritis)).

[00454] In certain embodiments, the inflammatory disorder and/or the immune disorder is a gastrointestinal disorder. In some embodiments, the gastrointestinal disorder is selected from gastrointestinal disorder (*e.g.*, selected from peptic ulcers, regional enteritis, diverticulitis, gastrointestinal bleeding, eosinophilic gastrointestinal disorders (*e.g.*, eosinophilic esophagitis, eosinophilic gastritis, eosinophilic gastroenteritis, eosinophilic colitis), gastritis, diarrhea,

gastroesophageal reflux disease (GORD, or its synonym GERD), inflammatory bowel disease (IBD) (*e.g.*, Crohn's disease, ulcerative colitis, collagenous colitis, lymphocytic colitis, ischaemic colitis, diversion colitis, Behcet's syndrome, indeterminate colitis) and inflammatory bowel syndrome (IBS)). In certain embodiments, the gastrointestinal disorder is inflammatory bowel disease (IBD).

[00455] In certain embodiments, the inflammatory condition and/or immune disorder is a skin condition. In some embodiments, the skin condition is pruritus (itch), psoriasis, eczema, burns or dermatitis. In certain embodiments, the skin condition is psoriasis. In certain embodiments, the skin condition is pruritis.

[00456] In certain embodiments, the FAAH-mediated condition is a disorder of the central nervous system (CNS) ("CNS disorder"). Exemplary CNS disorders include, but are not limited to, neurotoxicity and/or neurotrauma, stroke, multiple sclerosis, spinal cord injury, epilepsy, a mental disorder, a sleep condition, a movement disorder, nausea and/or emesis, amyotrophic lateral sclerosis, Alzheimer's disease and drug addiction.

[00457] In certain embodiments, the CNS disorder is neurotoxicity and/or neurotrauma, *e.g.*, for example, as a result of acute neuronal injury (*e.g.*, traumatic brain injury (TBI), stroke, epilepsy) or a chronic neurodegenerative disorder (*e.g.*, multiple sclerosis, Parkinson's disease, Huntington's disease, amyotrophic lateral sclerosis, Alzheimer's disease). In certain embodiments, the compound of the present invention provides a neuroprotective effect, *e.g.*, against an acute neuronal injury or a chronic neurodegenerative disorder.

[00458] In certain embodiments, the CNS disorder is stroke (*e.g.*, ischemic stroke).

[00459] In certain embodiments, the CNS disorder is multiple sclerosis.

[00460] In certain embodiments, the CNS disorder is spinal cord injury.

[00461] In certain embodiments, the CNS disorder is epilepsy.

[00462] In certain embodiments, the CNS disorder is a mental disorder, *e.g.*, for example, depression, anxiety or anxiety-related conditions, a learning disability or schizophrenia.

[00463] In certain embodiments, the CNS disorder is depression. "Depression," as used herein, includes, but is not limited to, depressive disorders or conditions, such as, for example, major depressive disorders (*e.g.*, unipolar depression), dysthymic disorders (*e.g.*, chronic, mild depression), bipolar disorders (*e.g.*, manic-depression), seasonal affective disorder, and/or depression associated with drug addiction (*e.g.*, withdrawal). The depression can be clinical or

subclinical depression. The depression can be associated with or premenstrual syndrome and/or premenstrual dysphoric disorder.

[00464] In certain embodiments, the CNS disorder is anxiety. “Anxiety,” as used herein, includes, but is not limited to anxiety and anxiety-related conditions, such as, for example, clinical anxiety, panic disorder, agoraphobia, generalized anxiety disorder, specific phobia, social phobia, obsessive–compulsive disorder, acute stress disorder, post–traumatic stress disorder, adjustment disorders with anxious features, anxiety disorder associated with depression, anxiety disorder due to general medical conditions, and substance–induced anxiety disorders, anxiety associated with drug addiction (*e.g.*, withdrawal, dependence, reinstatement) and anxiety associated with nausea and/or emesis. This treatment may also be to induce or promote sleep in a subject (*e.g.*, for example, a subject with anxiety).

[00465] In certain embodiments, the CNS disorder is a learning disorder (*e.g.*, attention deficit disorder (ADD)).

[00466] In certain embodiments, the CNS disorder is Schizophrenia.

[00467] In certain embodiments, the CNS disorder is a sleep condition. “Sleep conditions” include, but are not limited to, insomnia, narcolepsy, sleep apnea, restless legs syndrome (RLS), delayed sleep phase syndrome (DSPS), periodic limb movement disorder (PLMD), hypopnea syndrome, rapid eye movement behavior disorder (RBD), shift work sleep condition (SWSD), and sleep problems (*e.g.*, parasomnias) such as nightmares, night terrors, sleep talking, head banging, snoring, and clenched jaw and/or grinding of teeth (bruxism).

[00468] In certain embodiments, the CNS disorder is a movement disorder, *e.g.*, basal ganglia disorders, such as, for example, Parkinson’s disease, levodopa-induced dyskinesia, Huntington’s disease, Gilles de la Tourette’s syndrome, tardive dyskinesia and dystonia.

[00469] In certain embodiments, the CNS disorder is Alzheimer’s disease.

[00470] In certain embodiments, the CNS disorder is amyotrophic lateral sclerosis (ALS).

[00471] In certain embodiments, the CNS disorder is nausea and/or emesis.

[00472] In certain embodiments, the CNS disorder is drug addiction (*e.g.*, for instance, addiction to opiates, nicotine, cocaine, psychostimulants or alcohol).

[00473] In still yet other embodiments, the FAAH–mediated condition is a cardiac disorder, *e.g.*, for example, selected from hypertension, circulatory shock, myocardial reperfusion injury and atherosclerosis.

[00474] In certain embodiments, the FAAH-mediated condition is a metabolic disorder (*e.g.*, a wasting condition, an obesity-related condition or complication thereof).

[00475] In certain embodiments, the metabolic disorder is a wasting condition. A “wasting condition,” as used herein, includes but is not limited to, anorexia and cachexias of various natures (*e.g.*, weight loss associated with cancer, weight loss associated with other general medical conditions, weight loss associated with failure to thrive, and the like).

[00476] In certain embodiments, the metabolic disorder is an obesity-related condition or a complication thereof. An “obesity-related condition” as used herein, includes, but is not limited to, obesity, undesired weight gain (*e.g.*, from medication-induced weight gain, from cessation of smoking) and an over-eating disorder (*e.g.*, binge eating, bulimia, compulsive eating, or a lack of appetite control each of which can optionally lead to undesired weight gain or obesity). “Obesity” and “obese” as used herein, refers to class I obesity, class II obesity, class III obesity and pre-obesity (*e.g.*, being “over-weight”) as defined by the World Health Organization.

[00477] Reduction of storage fat is expected to provide various primary and/or secondary benefits in a subject (*e.g.*, in a subject diagnosed with a complication associated with obesity) such as, for example, an increased insulin responsiveness (*e.g.*, in a subject diagnosed with Type II diabetes mellitus); a reduction in elevated blood pressure; a reduction in elevated cholesterol levels; and/or a reduction (or a reduced risk or progression) of ischemic heart disease, arterial vascular disease, angina, myocardial infarction, stroke, migraines, congestive heart failure, deep vein thrombosis, pulmonary embolism, gall stones, gastroesophageal reflux disease, obstructive sleep apnea, obesity hypoventilation syndrome, asthma, gout, poor mobility, back pain, erectile dysfunction, urinary incontinence, liver injury (*e.g.*, fatty liver disease, liver cirrhosis, alcoholic cirrhosis, endotoxin mediated liver injury) or chronic renal failure. Thus, the method of this invention is applicable to obese subjects, diabetic subjects, and alcoholic subjects.

[00478] In some embodiments, treatment of an obesity-related condition or complication thereof involves reduction of body weight in the subject. In some embodiments, treatment of an obesity-related condition or complication thereof involves appetite control in the subject.

[00479] In other embodiments, the FAAH-mediated condition is glaucoma.

IV. Administration

[0001] Provided compounds can be administered using any amount and any route of administration effective for treatment. The exact amount required will vary from subject to subject, depending on the species, age, and general condition of the subject, the severity of the infection, the particular composition, its mode of administration, its mode of activity, and the like.

[0002] Compounds provided herein are typically formulated in dosage unit form for ease of administration and uniformity of dosage. It will be understood, however, that the total daily usage of the compositions of the present invention will be decided by the attending physician within the scope of sound medical judgment. The specific therapeutically effective dose level for any particular subject or organism will depend upon a variety of factors including the disease, disorder, or condition being treated and the severity of the disorder; the activity of the specific active ingredient employed; the specific composition employed; the age, body weight, general health, sex and diet of the subject; the time of administration, route of administration, and rate of excretion of the specific active ingredient employed; the duration of the treatment; drugs used in combination or coincidental with the specific active ingredient employed; and like factors well known in the medical arts.

[0003] The compounds and compositions provided herein can be administered by any route, including oral, intravenous, intramuscular, intra-arterial, intramedullary, intrathecal, subcutaneous, intraventricular, transdermal, interdermal, rectal, intravaginal, intraperitoneal, topical (as by powders, ointments, creams, and/or drops), mucosal, nasal, bucal, enteral, sublingual; by intratracheal instillation, bronchial instillation, and/or inhalation; and/or as an oral spray, nasal spray, and/or aerosol. Specifically contemplated routes are systemic intravenous injection, regional administration via blood and/or lymph supply, and/or direct administration to an affected site. In general the most appropriate route of administration will depend upon a variety of factors including the nature of the agent (*e.g.*, its stability in the environment of the gastrointestinal tract), the condition of the subject (*e.g.*, whether the subject is able to tolerate oral administration), *etc.*

[0004] The exact amount of a compound required to achieve a therapeutically effective amount will vary from subject to subject, depending, for example, on species, age, and general

condition of a subject, severity of the side effects or disorder, identity of the particular compound(s), mode of administration, and the like. The desired dosage can be delivered three times a day, two times a day, once a day, every other day, every third day, every week, every two weeks, every three weeks, or every four weeks. In certain embodiments, the desired dosage can be delivered using multiple administrations (*e.g.*, two, three, four, five, six, seven, eight, nine, ten, eleven, twelve, thirteen, fourteen, or more administrations).

[0005] In certain embodiments, a therapeutically effective amount of a compound for administration one or more times a day to a 70 kg adult human may comprise about 0.0001 mg to about 3000 mg, about 0.0001 mg to about 2000 mg, about 0.0001 mg to about 1000 mg, about 0.001 mg to about 1000 mg, about 0.01 mg to about 1000 mg, about 0.1 mg to about 1000 mg, about 1 mg to about 1000 mg, about 1 mg to about 100 mg, about 10 mg to about 1000 mg, or about 100 mg to about 1000 mg, of an inventive compound per unit dosage form. It will be appreciated that dose ranges as described herein provide guidance for the administration of provided pharmaceutical compositions to an adult. The amount to be administered to, for example, a child or an adolescent can be determined by a medical practitioner or person skilled in the art and can be lower or the same as that administered to an adult.

[0006] It will be also appreciated that a compound or composition, as described herein, can be administered in combination with one or more additional therapeutically active agents. The compound or composition can be administered concurrently with, prior to, or subsequent to, one or more additional therapeutically active agents. In general, each agent will be administered at a dose and/or on a time schedule determined for that agent. It will further be appreciated that the additional therapeutically active agent utilized in this combination can be administered together in a single composition or administered separately in different compositions. The particular combination to employ in a regimen will take into account compatibility of the inventive compound with the additional therapeutically active agent and/or the desired therapeutic effect to be achieved. In general, it is expected that additional therapeutically active agents utilized in combination be utilized at levels that do not exceed the levels at which they are utilized individually. In some embodiments, the levels utilized in combination will be lower than those utilized individually.

[0007] The compounds or compositions can be administered in combination with agents that improve their bioavailability, reduce and/or modify their metabolism, inhibit their excretion,

and/or modify their distribution within the body. It will also be appreciated that therapy employed may achieve a desired effect for the same disorder (for example, a compound can be administered in combination with an anti-inflammatory, anti-anxiety and/or anti-depressive agent, *etc.*), and/or it may achieve different effects (*e.g.*, control of adverse side-effects).

[0008] Exemplary active agents include, but are not limited to, anti-cancer agents, antibiotics, anti-viral agents, anesthetics, anti-coagulants, inhibitors of an enzyme, steroidal agents, steroidal or non-steroidal anti-inflammatory agents, antihistamine, immunosuppressant agents, anti-neoplastic agents, antigens, vaccines, antibodies, decongestant,s sedatives, opioids, pain-relieving agents, analgesics, anti-pyretics, hormones, prostaglandins, progestational agents, anti-glaucoma agents, ophthalmic agents, anti-cholinergics, anti-depressants, anti-psychotics, hypnotics, tranquilizers, anti-convulsants/anti-epileptics (*e.g.*, Neurontin, Lyrica, valproates (*e.g.*, Depacon), and other neurostabilizing agents), muscle relaxants, anti-spasmodics, muscle contractants, channel blockers, miotic agents, anti-secretory agents, anti-thrombotic agents, anticoagulants, anti-cholinergics, β -adrenergic blocking agents, diuretics, cardiovascular active agents, vasoactive agents, vasodilating agents, anti-hypertensive agents, angiogenic agents, modulators of cell-extracellular matrix interactions (*e.g.* cell growth inhibitors and anti-adhesion molecules), or inhibitors/intercalators of DNA, RNA, protein-protein interactions, protein-receptor interactions, *etc.* Active agents include small organic molecules such as drug compounds (*e.g.*, compounds approved by the Food and Drugs Administration as provided in the Code of Federal Regulations (CFR)), peptides, proteins, carbohydrates, monosaccharides, oligosaccharides, polysaccharides, nucleoproteins, mucoproteins, lipoproteins, synthetic polypeptides or proteins, small molecules linked to proteins, glycoproteins, steroids, nucleic acids, DNAs, RNAs, nucleotides, nucleosides, oligonucleotides, antisense oligonucleotides, lipids, hormones, vitamins and cells.

[0009] In certain embodiments, the additional therapeutically active agent is a pain-relieving agent. Exemplary pain relieving agents include, but are not limited to, analgesics such as non-narcotic analgesics [*e.g.*, salicylates such as aspirin, ibuprofen (MOTRIN[®], ADVIL[®]), ketoprofen (ORUDIS[®]), naproxen (NAPROSYN[®]), acetaminophen, indomethacin] or narcotic analgesics [*e.g.*, opioid analgesics such as tramadol, fentanyl, sufentanil, morphine, hydromorphone, codeine, oxycodone, and buprenorphine]; non-steroidal anti-inflammatory agents (NSAIDs) [*e.g.*, aspirin, acetaminophen, COX-2 inhibitors]; steroids or anti-rheumatic

agents; migraine preparations such as beta adrenergic blocking agents, ergot derivatives; tricyclic antidepressants (*e.g.*, amitriptyline, desipramine, imipramine); anti-epileptics (*e.g.*, clonaxepam, valproic acid, phenobarbital, phenytoin, tiagaine, gabapentin, carbamazepine, topiramate, sodium valproate); α_2 agonists; selective serotonin reuptake inhibitors (SSRIs), selective norepinephrine uptake inhibitors; benzodiazepines; mexiletine (MEXITIL); flecainide (TAMBOCOR); NMDA receptor antagonists [*e.g.*, ketamine, detromethorphan, methadone]; and topical agents [*e.g.*, capsaicin (Zostrix), EMLA cream, lidocaine, prilocaine].

[0010] In other embodiments, the additional therapeutically active agent is an anti-inflammatory agent. Exemplary anti-inflammatory agents include, but are not limited to, aspirin; ibuprofen; ketoprofen; naproxen; etodolac (LODINE[®]); COX-2 inhibitors such as celecoxib (CELEBREX[®]), rofecoxib (VIOXX[®]), valdecoxib (BEXTRA[®]), parecoxib, etoricoxib (MK663), deracoxib, 2-(4-ethoxy-phenyl)-3-(4-methanesulfonyl-phenyl)-pyrazolo[1,5-b] pyridazine, 4-(2-oxo-3-phenyl-2,3-dihydrooxazol-4-yl)benzenesulfonamide, darbufelone, flosulide, 4-(4-cyclohexyl-2-methyl-5-oxazolyl)-2-fluorobenzenesulfonamide), meloxicam, nimesulide, 1-Methylsulfonyl-4-(1,1-dimethyl-4-(4-fluorophenyl)cyclopenta-2,4-dien-3-yl)benzene, 4-(1,5-Dihydro-6-fluoro-7-methoxy-3-(trifluoromethyl)-(2)-benzothiopyrano(4,3-c)pyrazol-1-yl)benzenesulfonamide, 4,4-dimethyl-2-phenyl-3-(4-methylsulfonyl)phenyl)cyclo- butenone, 4-Amino-N-(4-(2-fluoro-5-trifluoromethyl)-thiazol-2-yl)-benzene sulfonamide, 1-(7-tert-butyl-2,3-dihydro-3,3-dimethyl-5-benzo-furanyl)-4-cyclopropyl butan-1-one, or their physiologically acceptable salts, esters or solvates; sulindac (CLINORIL[®]); diclofenac (VOLTAREN[®]); piroxicam (FELDENE[®]); diflunisal (DOLOBID[®]), nabumetone (RELAFEN[®]), oxaprozin (DAYPRO[®]), indomethacin (INDOCIN[®]); or steroids such as PEDIAPED[®] prednisolone sodium phosphate oral solution, SOLU-MEDROL[®] methylprednisolone sodium succinate for injection, PRELONE[®] brand prednisolone syrup.

[0011] Further examples of anti-inflammatory agents include naproxen, which is commercially available in the form of EC-NAPROSYN[®] delayed release tablets, NAPROSYN[®], ANAPROX[®] and ANAPROX[®] DS tablets and NAPROSYN[®] suspension from Roche Labs, CELEBREX[®] brand of celecoxib tablets, VIOXX[®] brand of rofecoxib, CELESTONE[®] brand of betamethasone, CUPRAMINE[®] brand penicillamine capsules, DEPEN[®] brand titratable penicillamine tablets, DEPO-MEDROL brand of methylprednisolone acetate injectable suspension, ARAVA[™] leflunomide tablets, AZULFIDIINE EN-tabs[®] brand of sulfasalazine

delayed release tablets, FELDENE[®] brand piroxicam capsules, CATAFLAM[®] diclofenac potassium tablets, VOLTAREN[®] diclofenac sodium delayed release tablets, VOLTAREN[®]-XR diclofenac sodium extended release tablets, or ENBREL[®] etanercept products.

V. Methods of Determining Biological Activity

[0012] Methods of determining the activity of the compounds provided herein for various therapeutic uses are known in the art. These include, but are not limited to, high throughput screening to identify compounds that bind to and/or modulate the activity of isolated FAAH, as well as *in vitro* and *in vivo* models of therapies.

[0013] Assays useful for screening the compounds provided herein may detect the binding of the inhibitor to FAAH or the release of a reaction product (*e.g.*, fatty acid amide or ethanolamine) produced by the hydrolysis of a substrate such as oleoylethanolamide or ananadamide. The substrate can be labeled to facilitate detection of the released reaction products. U.S. Pat. No. 5,559,410 discloses high throughput screening methods for proteins, and U.S. Pat. Nos. 5,576,220 and 5,541,061 disclose high throughput methods of screening for ligand/antibody binding.

[0014] Methods for screening FAAH inhibitors for an antinociceptive effect are known in the art. For example, compounds can be tested in the mouse hot-plate test and the mouse formalin test, and the nociceptive reactions to thermal or chemical tissue damage measured (for example, see U.S. Pat. No. 6,326,156 for a description of methods of screening for antinociceptive activity; see also Cravatt *et al. Proc. Natl. Acad. Sci. U.S.A.* (2001) 98:9371–9376).

[0015] Two pharmacologically validated animal models of anxiety are the elevated zero maze test, and the isolation-induced ultrasonic emission test. The zero maze consists of an elevated annular platform with two open and two closed quadrants and is based on the conflict between an animal's instinct to explore its environment and its fear of open spaces (see, for example, Bickerdike, M. J. *et al.*, *Eur. J. Pharmacol.*, (1994) 271, 403–411; Shepherd, J. K. *et al.*, *Psychopharmacology*, (1994) 116, 56–64). Clinically used anxiolytic drugs, such as the benzodiazepines, increase the proportion of time spent in, and the number of entries made into, the open compartments.

[0016] A second test for an anti-anxiety compound is the ultrasonic vocalization emission model, which measures the number of stress-induced vocalizations emitted by rat pups removed

from their nest (see, for example, Insel, T. R. et al., *Pharmacol. Biochem. Behav.*, 24, 1263–1267 (1986); Miczek, K. A. et al., *Psychopharmacology*, 121, 38–56 (1995); Winslow, J. T. et al., *Biol. Psychiatry*, 15, 745–757 (1991).

[0017] The effect of the compounds provided herein in the treatment of depression can be tested in the model of chronic mild stress induced anhedonia in rats. This model is based on the observation that chronic mild stress causes a gradual decrease in sensitivity to rewards, for example consumption of sucrose, and that this decrease is dose-dependently reversed by chronic treatment with antidepressants. See, *e.g.*, Willner, Paul, *Psychopharmacology*, 1997, 134, 319–329.

[0018] Another test for antidepressant activity is the forced swimming test (*Nature* 266, 730–732, 1977). In this test, animals are administered an agent 30 or 60 minutes before being placed in container of water, and the time during which they remain immobile is recorded. A decrease in the immobility time of the mice is indicative of antidepressant activity.

[0019] A similar test for antidepressant activity is the mouse caudal suspension test (*Psychopharmacology*, 85, 367–370, 1985). In this test, animals are administered an agent 30 or 60 minutes before being suspended by the tail, and their immobility time is recorded. A decrease in the immobility time of the mice is indicative of antidepressant activity.

[0020] Animal models are available for assessing anticonvulsant activity of test compounds (see, *e.g.*, U.S. Pat. Nos. 6,309,406 and 6,326,156).

[0021] Inhibition of FAAH has been reported to induce sleep in test animals (see, *e.g.*, U.S. Pat. No. 6,096,784). Methods for studying sleep inducing compounds are known in the art (see, *e.g.*, U.S. Pat. Nos. 6,096,784 and 6,271,015). Compounds can be administered to a test animal (*e.g.*, rat or mouse) or a human and the subsequent time (*e.g.*, onset, duration) spent sleeping (*e.g.*, eyes closed, motor quiescence) can be monitored. See also WO 98/24396.

[0022] Methods for screening FAAH inhibitors which induce catalepsy are also well known in the art (see, *e.g.*, Quistand et al. in *Toxicology and Applied Pharmacology* 173: 48–55 (2001); Cravatt et al. *Proc. Natl. Acad. Sci. U.S.A.* 98:9371–9376 (2001)).

[0023] Methods of assessing appetitive behavior are known in the art (see, *e.g.*, U.S. Pat. No. 6,344,474). One method of assessing the effect on appetite behavior is to administer a FAAH inhibitor to a rat and assess its effect on the intake of a sucrose solution (see, *e.g.*, W. C. Lynch et al., *Physiol. Behav.*, 1993, 54, 877–880).

[0024] Two pharmacologically validated animal models of neuropathic pain are the rat spinal nerve ligation model (Chung model) and a rat model of chemotherapy-induced neuropathic pain. After establishing neuropathy in these models, as a measure of mechanical allodynia, paw withdrawal thresholds were measured by stimulation with von Frey filaments (see, for example, Kim SH and Chung JM, *Pain* (1992) 50, 355-63; Nozaki-Taguchi N, et al., *Pain* (2001) 93, 69-76). Clinically used neuropathic pain drugs, such as the Gabapentin (Neurontin), increase the paw withdrawal threshold from stimulation with von Frey filaments.

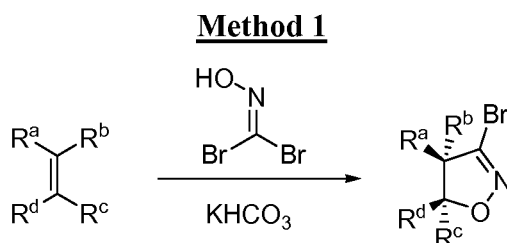
[0025] Two pharmacologically validated animal models of inflammatory and mechanical pain are a joint compression model in rats treated with adjuvant or agents that produce joint degeneration. Treatment with clinically used anti-inflammatory agents such as naproxen increases the threshold of behavioral response to joint compression (see, for example, Wilson AW, et al., *Eur. J. Pain* (2006) 10, 537-49; Ivanavicius SA, et al., *Pain* (2007) 128, 272-282).

[0026] A pharmacologically validated animal models of cancer pain is mouse model where implantation in the calcaneus bone of fibrosarcoma cells produces paw hyperalgesia. Treatment with clinically used analgesics agents such as morphine increases the threshold of behavioral response to mechanical algesia (see, for example, Khasabova, et al., *J. Neuroscience* (2008) 28, 11141-52).

EXEMPLIFICATION

[0027] The invention now being generally described, it will be more readily understood by reference to the following examples, which are included merely for purposes of illustration of certain aspects and embodiments of the present invention, and are not intended to limit the invention.

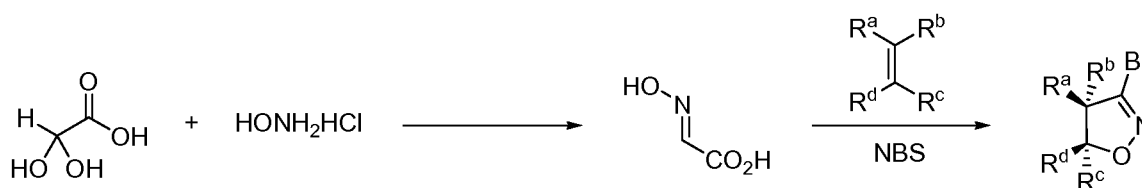
GENERAL SYNTHETIC METHODS



[0028] General conditions for the preparation of 3-bromo-isoxazolines: Alkene (1.2 equiv) and potassium hydrogen carbonate (2.5 equiv) are suspended in ethyl acetate (0.40 M with

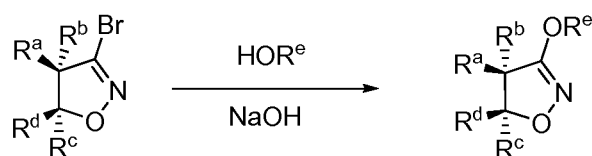
respect to alkene). *N,N*-Dibromoformaldoxime (1.0 equiv) is added and the reaction was allowed to stir at 23 °C for 14–28h. Upon completion as judged by thin layer chromatography analysis, the reaction was split between water and *tert*-butyl methyl ether, and the organic layer was washed with water and brine, dried over sodium sulfate, and concentrated in vacuo. The concentrated reaction mixture was purified by flash silica gel chromatography (ethyl acetate/hexanes) to provide the desired 3-bromo-isoxazoline.

Method 2



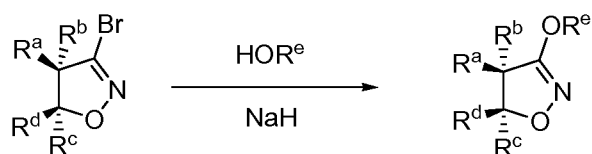
[0029] General conditions for the preparation of 3-bromo-isoxazolines: A flask is charged with glyoxylic acid monohydrate (1.0 equiv) and hydroxylamine hydrochloride (1.1 equiv). The mixture was dissolved in water (2.0 M with respect to glyoxylic acid monohydrate) and stirred at 23 °C for 24h. The mixture was diluted with water and extracted with ethyl acetate. The organic layer was dried over sodium sulfate and concentrated to provide the desired crude oxime which was used directly in subsequent cycloaddition. The resulting oxime (1.1 equiv) from the first step is suspended in a 3:1 mixture of dimethoxyethane:water (v/v) (0.15 M with respect to oxime) and cooled to 0 °C. *N*-Bromosuccinamide (NBS) (2.0 equiv) was added and the reaction was allowed to stir at 23 °C for 20 min. The resulting mixture is then added to a solution of alkene (1.0 equiv) and potassium bicarbonate (2.5 equiv) in dimethoxyethane (1.50 M with respect to alkene) and the reaction is allowed to stir for 20 h at 23 °C. Upon completion as judged by thin layer chromatography analysis, the reaction was split between water and *tert*-butyl methyl ether, and the organic layer was washed with brine, dried over sodium sulfate, and concentrated in vacuo. The concentrated reaction mixture was purified by flash silica gel chromatography (ethyl acetate / hexanes) to provide the desired 3-bromo-isoxazoline.

Method 3



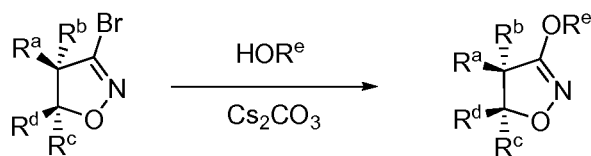
[0030] General conditions for the preparation of 3-aryloxy-isoxazolines or 3-heteroaryloxy-isoxazolines: A microwave reaction vial is charged with a given 3-bromo-isoxazoline (1.0 equiv) and an alcohol (*e.g.*, a phenol or a hydroxypyridine) (3.0 equiv) and dissolved in *N*-methylpyrrolidine (0.50 M with respect to isoxazoline). Crushed sodium hydroxide (2.0 equiv) is added and the mixture was sealed and heated in a microwave reaction at 150 °C for 30 min. The reaction was then split between water and *tert*-butyl methyl ether, and the organic layer was washed with brine, dried over sodium sulfate, and concentrated in vacuo. The concentrated reaction mixture was purified by flash silica gel chromatography (ethyl acetate / hexanes) to provide the desired isoxazoline.

Method 4



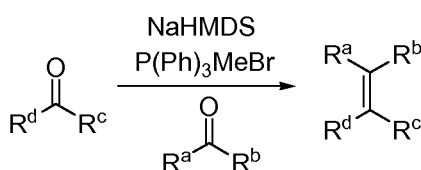
[0031] General conditions for the preparation of 3-aryloxy-isoxazolines or 3-heteroaryloxy-isoxazolines: A flask is charged with a given 3-bromo-isoxazoline (1.0 equiv) and the alcohol (*e.g.*, a phenol or a hydroxypyridine) (2.0 equiv) and dissolved in *N,N*-dimethylformamide (0.4 M with respect to isoxazoline). Sodium hydride (2.0 equiv) is added and the reaction is allowed to stir for 10 min until all of the gas evolution ceases. The reaction is then heated to 150 °C for 1–5h. After the reaction is determine to be complete by thin layer chromatography analysis, the reaction was then split between water and ethyl acetate, and the organic layer was washed with 1N NaOH and brine, and then dried over sodium sulfate, and concentrated in vacuo. The concentrated reaction mixture was purified by flash silica gel chromatography (ethyl acetate/hexanes) to provide the desired isoxazoline.

Method 5



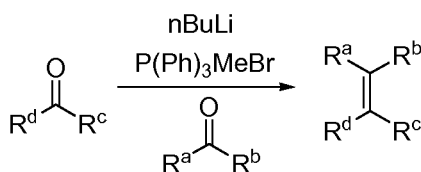
[0032] General conditions for the preparation of 3-aryloxy-isoxazolines: A flask is charged with a given 3-bromo-isoxazoline (1.0 equiv) and the alcohol (*e.g.*, a phenol or a hydroxypyridine) (2.0 equiv) and dissolved in *N,N*-dimethylformamide or *N*-methylpyrrolidinone (0.15 M with respect to isoxazole). Cesium carbonate (1.2 to 3 equiv) is added and the reaction is heated to 120 °C in an oil bath for 1h. The reaction was then split between water and *tert*-butyl methyl ether, and the organic layer was washed with brine, dried over sodium sulfate, and concentrated in vacuo. The concentrated reaction mixture was purified by flash silica gel chromatography (methanol/methylene chloride) to provide the desired isoxazoline.

Method 6



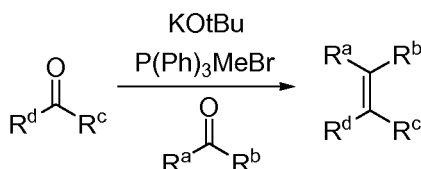
[0033] General conditions for the preparation of alkenes: under a nitrogen atmosphere, 0.25 M methyltriphenylphosphonium bromide (1.1 equiv) dissolved in tetrahydrofuran was cooled to 0 °C after which the mixture was treated drop wise with sodium hexamethyldisilazane (NaHMDS) in tetrahydrofuran (1.0 M, 1.2 equiv). After stirring an additional 30 min at 0 °C, a given aldehyde or ketone is added and the reaction is allowed to warm slowly to 23 °C overnight. The mixture was quenched saturated ammonium chloride and concentrated to remove the tetrahydrofuran. The mixture was then diluted with water and extracted with ethyl acetate. The organic layer was washed with brine, dried over sodium sulfate and concentrated in vacuo. The concentrated reaction mixture was purified by flash silica gel chromatography (ethyl acetate / hexanes) to provide the desired alkene.

Method 7



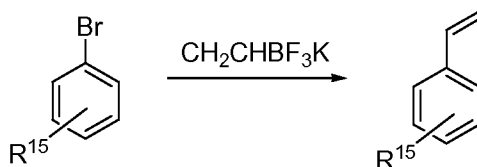
[0034] General conditions for the preparation of alkenes: under a nitrogen atmosphere, 0.15 M methyltriphenylphosphonium bromide (1.5 equiv) dissolved in tetrahydrofuran was cooled to $-78\text{ }^{\circ}\text{C}$ after which the mixture was treated drop wise with *n*-butyl lithium in hexanes (2.5 M, 1.5 equiv). After stirring an additional 1h at $-78\text{ }^{\circ}\text{C}$, a given aldehyde or ketone is added and the reaction is allowed to warm slowly to $23\text{ }^{\circ}\text{C}$ overnight. The mixture was quenched saturated ammonium chloride and concentrated to remove the tetrahydrofuran. The mixture was then diluted with water and extracted with ethyl acetate. The organic layer was washed with brine, dried over sodium sulfate and concentrated in vacuo. The concentrated reaction mixture was purified by flash silica gel chromatography (ethyl acetate / hexanes) to provide the desired alkene.

Method 8



[0035] General conditions for the preparation of alkenes: under a nitrogen atmosphere, 0.12 M methyltriphenylphosphonium bromide (2.5 equiv) was dissolved in tetrahydrofuran after which potassium *tert*-butoxide (4.0 equiv) was added in six portions. After stirring an additional 1h at $23\text{ }^{\circ}\text{C}$, a given aldehyde or ketone is added and the reaction was heated to $55\text{ }^{\circ}\text{C}$ for 2 h. The mixture was quenched saturated ammonium chloride and concentrated to remove the tetrahydrofuran. The mixture was then acidified to pH 5–6 with 1N HCl and extracted with methylene chloride. The organic layer was washed with brine and then dried over sodium sulfate and concentrated in vacuo. The concentrated reaction mixture was purified by flash silica gel chromatography (ethyl acetate / hexanes) to provide the desired alkene.

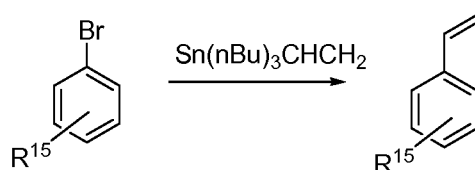
Method 9



[0036] General conditions for the preparation of styrenes: a dry flask under argon atmosphere was charged with aryl bromide (1.0 equiv), potassium vinyltrifluoroborate (1.2

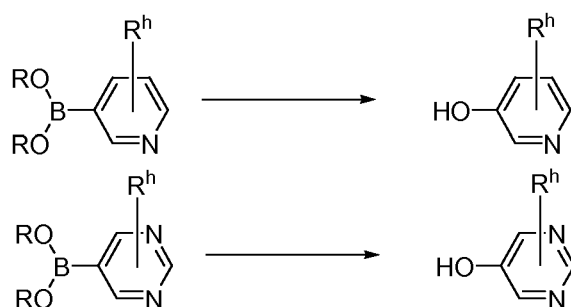
equiv), 1,1"-bis(diphenylphosphino)-ferrocenedichloropalladium(II) methylene chloride adduct (0.02 equiv) and triethylamine (1.0 equiv) and the mixture was suspended in isopropanol (0.25 M with respect to aryl bromide) and heated at 80 °C for 2–24 h. The mixture was then diluted with water and extracted with diethyl ether. The organic layer was washed with brine and then dried over magnesium sulfate and concentrated in vacuo. The concentrated reaction mixture was purified by flash silica gel chromatography (ethyl acetate / hexanes) to provide the desired styrene.

Method 10



[0037] General conditions for the preparation of styrenes: a dry flask under a nitrogen atmosphere was charged with aryl bromide (1.0 equiv), tributylvinyltin (1.1 equiv) and dissolved in toluene (0.3 M with respect to bromide). The resulting mixture was further purged with nitrogen for 10 min after which tetrakis(triphenylphosphine)palladium (0.1 equiv) was added and the reaction was refluxed for 1.5h. After the reaction was determined to be complete by TLC analysis, it was allowed to cool and loaded directly onto a silica gel column where it was purified by flash silica gel chromatography (ethyl acetate / hexanes) to provide the desired styrene.

Method 11



[0038] General conditions for the hydrolysis of pyridyl and pyrimidinyl boronic acids to their corresponding phenols: A flask is charged with a given boronic acid or ester thereof (1.0 equiv) and dissolved in tetrahydrofuran (1.1 M, 10 volumes). Sodium perborate (1.0 equiv) is dissolved in water (1.1 M with respect to boronic acid, 10 volumes) and sonicated for 10 min. The

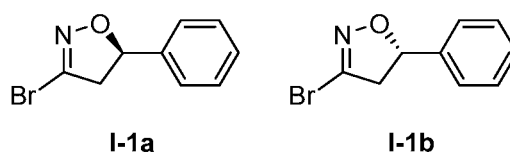
perborate suspension is then added to the THF solution using tetrahydrofuran (1.6 volumes) to rinse the remaining solid perborate into the reaction mixture. The reaction is allowed to stir at room temperature (reaction is mildly exothermic) after which ammonium chloride is added in three portions (10 equiv) and the reaction cooled back down to room temperature. After 40 min, the reaction was concentrated under vacuum until all of the tetrahydrofuran was removed. The resulting solid was collected by vacuum filtration, washed with excess water and dried in a vacuum oven for 40°C for 3d to provide the desired phenol in 80% yield.

Chiral HPLC Method

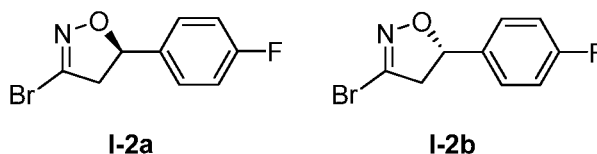
[0039] Enantiomeric or diastereomeric mixtures of compounds can be separated using known methods, including chiral high pressure liquid chromatography (HPLC) and chiral supercritical fluid chromatography (SFC). Exemplary chiral columns found useful in separating such mixtures of compounds of the present invention include, but are not limited to, ChiralPak® AD-H, ChiralPak® OD-H, ChiralPak® AY, RegisPack™, and S,S WhelkO®-1 and LUX™ Cellulose2 columns. One or more of these columns were used to separate enantiomeric mixtures of compounds of the present invention in order to obtain substantially enantiomerically pure compounds.

SYNTHESIS OF EXEMPLARY COMPOUNDS OF FORMULA I

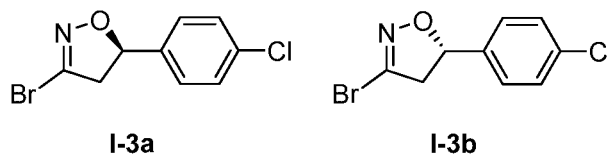
[0040] Syntheses of exemplary compounds are set forth below. Compounds were assayed as inhibitors of human FAAH using the method described in detail in Example 351. Activity designated as “A” refers to compounds having a K_i of less than or equal to 100 nM, “B” refers to compounds having a K_i of between 100 nM and 1 microM, and “C” refers to compounds having a K_i of greater than or equal to 1 microM.

Example 1**(I-1)**

[0041] 3-bromo-4,5-dihydroisoxazole **I-1a** and **I-1b** were prepared in 1 step from styrene using Method 2. These compounds can be separated using chiral HPLC methods known in the art. For example, see chiral HPLC Method disclosed herein. $[M-H]^- = 225.0$ m/z. Activity: B

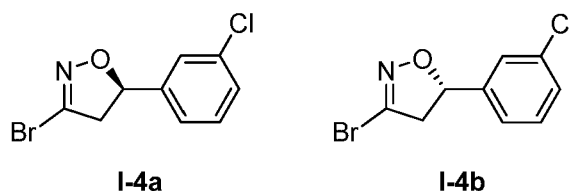
Example 2**(I-2)**

[0042] 3-bromo-4,5-dihydroisoxazole **I-2a** and **I-2b** were prepared in 1 step from 4-fluorostyrene using Method 2. These compounds can be separated using chiral HPLC methods known in the art. For example, see chiral HPLC Method disclosed herein. Activity: B

Example 3**(I-3)**

[0043] 3-bromo-4,5-dihydroisoxazole **I-3a** and **I-3b** were prepared in 1 step from 4-chlorostyrene using Method 2. These compounds can be separated using chiral HPLC methods known in the art. For example, see chiral HPLC Method disclosed herein. $[M-H]^- = 259.0$ m/z. Activity: A

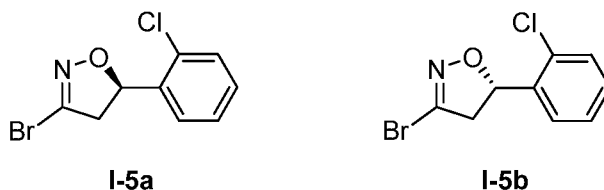
Example 4



(I-4)

[0044] 3-bromo-4,5-dihydroisoxazole **I-4a** and **I-4b** were prepared in 1 step from 3-chlorostyrene using Method 2. These compounds can be separated using chiral HPLC methods known in the art. For example, see chiral HPLC Method disclosed herein. $[M-H]^- = 258.9$ m/z. Activity: B

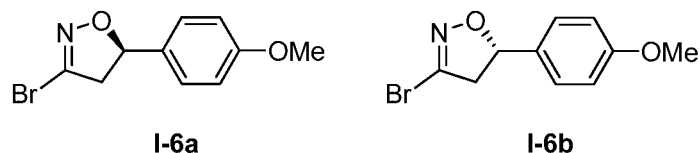
Example 5



(I-5)

[0045] 3-bromo-4,5-dihydroisoxazole **I-5a** and **I-5b** were prepared in 1 step from 2-chlorostyrene using Method 2. These compounds can be separated using chiral HPLC methods known in the art. For example, see chiral HPLC Method disclosed herein. $[M-H]^- = 258.9$ m/z. Activity: B

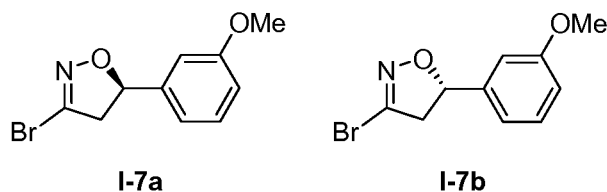
Example 6



(I-6)

[0046] 3-bromo-4,5-dihydroisoxazole **I-6a** and **I-6b** were prepared in 1 step from 4-methoxystyrene using Method 2. These compounds can be separated using chiral HPLC methods known in the art. For example, see chiral HPLC Method disclosed herein. $[M-H]^- = 255.0$ m/z. Activity: A

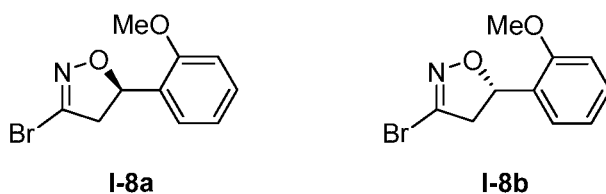
Example 7



(I-7)

[0047] 3-bromo-4,5-dihydroisoxazole **I-7a** and **I-7b** were prepared in 1 step from 3-methoxystyrene using Method 2. These compounds can be separated using chiral HPLC methods known in the art. For example, see chiral HPLC Method disclosed herein. $[M-H]^- = 255.0$ m/z. Activity: B

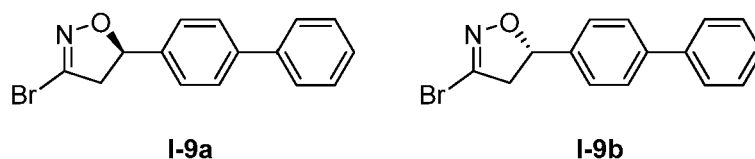
Example 8



(I-8)

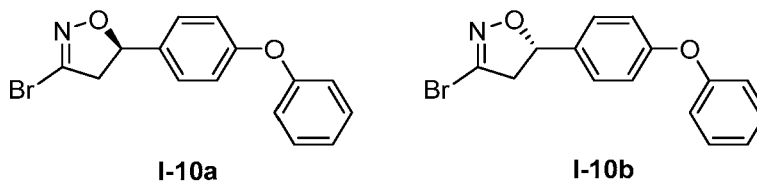
[0048] 3-bromo-4,5-dihydroisoxazole **I-8a** and **I-8b** were prepared in 1 step from 2-methoxystyrene using Method 2. These compounds can be separated using chiral HPLC methods known in the art. For example, see chiral HPLC Method disclosed herein. $[M-H]^- = 255.0$ m/z. Activity: C

Example 9

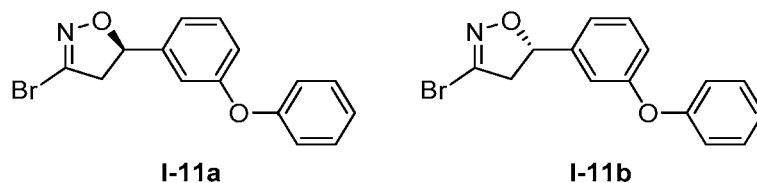


(I-9)

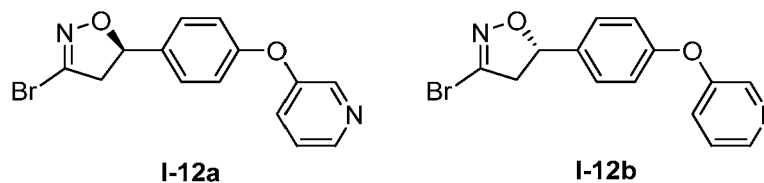
[0049] 3-bromo-4,5-dihydroisoxazole **I-9a** and **I-9b** were prepared in 1 step from 4-vinylbiphenyl using Method 2. These compounds can be separated using chiral HPLC methods known in the art. For example, see chiral HPLC Method disclosed herein. $[M+H]^+ = 301.6$ m/z. Activity: A

Example 10**(I-10)**

[0050] 3-bromo-4,5-dihydroisoxazole **I-10a** and **I-10b** were prepared in 1 step from 4-phenoxybiphenyl using Method 2. These compounds were separated using chiral HPLC methods known in the art. For example, see chiral HPLC Method disclosed herein. $[M-H]^- = 317.0$ m/z. Activity: A

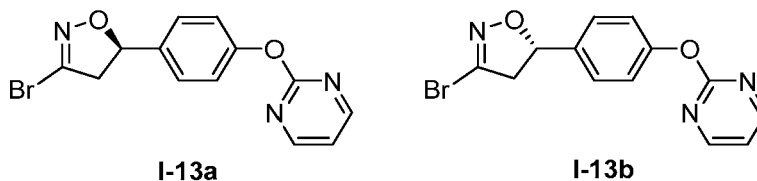
Example 11**(I-11)**

[0051] 3-bromo-4,5-dihydroisoxazole **I-11a** and **I-11b** were prepared in 2 steps starting with alkene formation from 3-phenoxybenzaldehyde using Method 8 followed by cycloaddition using Method 2. These compounds can be separated using chiral HPLC methods known in the art. For example, see chiral HPLC Method disclosed herein. $[M-H]^- = 317.0$ m/z. Activity: A

Example 12**(I-12)**

[0052] 3-bromo-4,5-dihydroisoxazole **I-12a** and **I-12b** were prepared in 2 steps starting with alkene formation from 4-(pyridin-3-yloxy)benzaldehyde using Method 8 followed by cycloaddition using Method 2. These compounds can be separated using chiral HPLC methods known in the art. For example, see chiral HPLC Method disclosed herein. $[M-H]^- = 318.0$ m/z. Activity: A

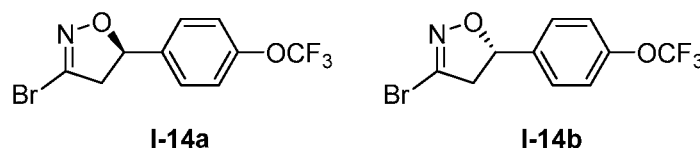
Example 13



(I-13)

[0053] 3-bromo-4,5-dihydroisoxazole **I-13a** and **I-13b** were prepared in 2 steps starting with alkene formation from 4-(pyrimidin-2-yloxy)-benzaldehyde using Method 8 followed by cycloaddition using Method 2. These compounds can be separated using chiral HPLC methods known in the art. For example, see chiral HPLC Method disclosed herein. $[M-H]^- = 319.0$ m/z. Activity: A

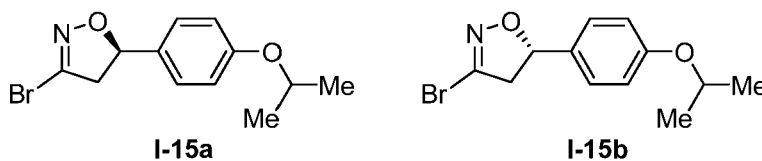
Example 14



(I-14)

[0054] 3-bromo-4,5-dihydroisoxazole **I-14a** and **I-14b** were prepared in 2 steps starting with alkene formation from 4-trifluoromethoxybenzaldehyde using Method 8 followed by cycloaddition using Method 1. These compounds can be separated using chiral HPLC methods known in the art. For example, see chiral HPLC Method disclosed herein. $[M+H]^+ = 309.6$ m/z. Activity: A

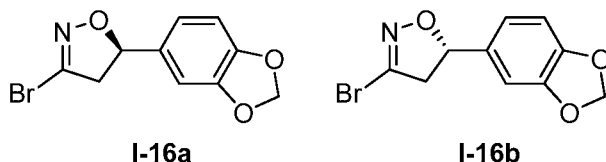
Example 15



(I-15)

[0055] 3-bromo-4,5-dihydroisoxazole **I-15a** and **I-15b** were prepared in 2 steps starting with alkene formation from 4-isopropoxybenzaldehyde using Method 8 followed by cycloaddition using Method 2. These compounds can be separated using chiral HPLC methods known in the art. For example, see chiral HPLC Method disclosed herein. $[M-H]^- = 238.0$ m/z. Activity: A

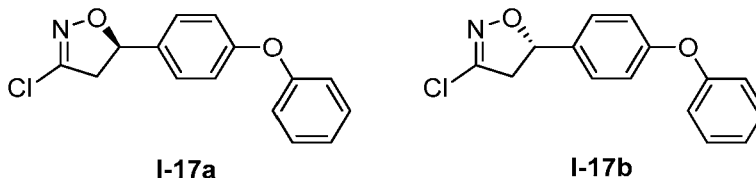
Example 16



(I-16)

[0056] 3-bromo-4,5-dihydroisoxazole **I-16a** and **I-16b** were prepared in 2 steps starting with alkene formation from piperonal using Method 7 followed by cycloaddition using Method 2. These compounds can be separated using chiral HPLC methods known in the art. For example, see chiral HPLC Method disclosed herein. $[M-H]^- = 269.0$ m/z. Activity: A

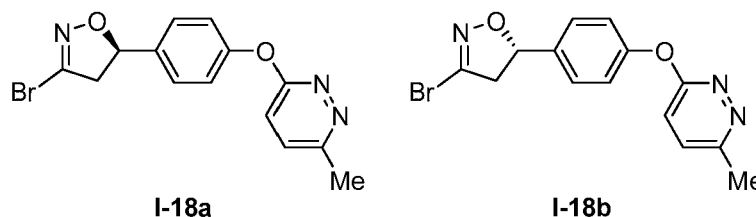
Example 17



(I-17)

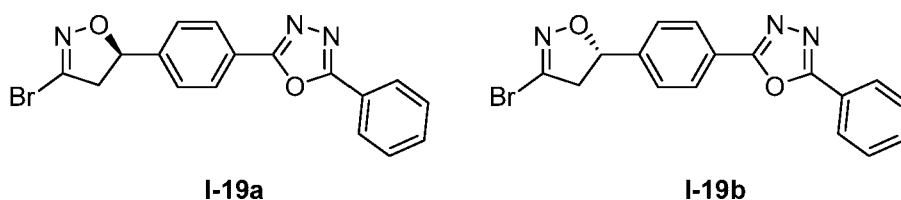
[0057] 3-chloro-4,5-dihydroisoxazole **I-17a** and **I-17b** were prepared in using the analogous procedure as Example 10 except that *N*-chlorosuccinamide was used in the place of *N*-bromosuccinamide. These compounds can be separated using chiral HPLC methods known in the art. For example, see chiral HPLC Method disclosed herein. $[M-H]^- = 273.1$ m/z. Activity: A

Example 18

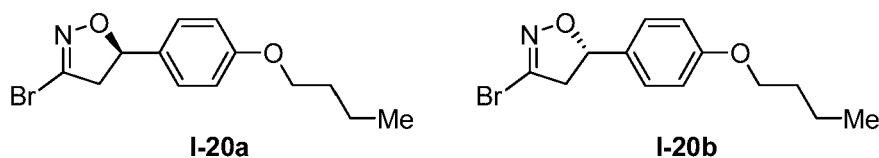


(I-18)

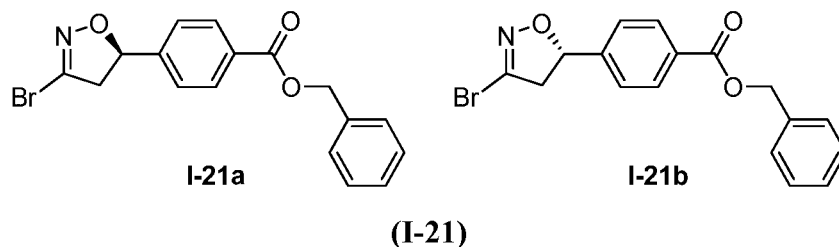
[0058] 3-bromo-4,5-dihydroisoxazole **I-18a** and **I-18b** were prepared in 2 steps starting with alkene formation from 3-(4-bromophenoxy)-6-methylpyridazine using Method 9 followed by cycloaddition using Method 2. These compounds can be separated using chiral HPLC methods known in the art. For example, see chiral HPLC Method disclosed herein. $[M-H]^- = 333.0$ m/z. Activity: B

Example 19**(I-19)**

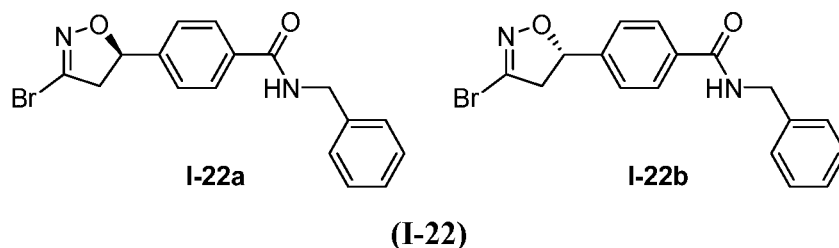
[0059] 3-bromo-4,5-dihydroisoxazole **I-19a** and **I-19b** were prepared in 2 steps starting with alkene formation from 2-(4-bromophenyl)-5-phenyl-1,3,4-oxadiazole using Method 9 followed by cycloaddition using Method 2. These compounds can be separated using chiral HPLC methods known in the art. For example, see chiral HPLC Method disclosed herein. $[M-H]^- = 369.0$ m/z. Activity: A

Example 20**(I-20)**

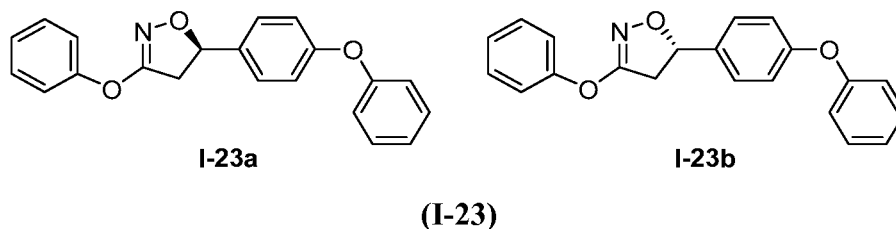
[0060] 3-bromo-4,5-dihydroisoxazole **I-20a** and **I-20b** were prepared in 2 steps starting with alkene formation from 4-butoxybenzaldehyde using Method 8 followed by cycloaddition using Method 1. These compounds can be separated using chiral HPLC methods known in the art. For example, see chiral HPLC Method disclosed herein. $[M-H]^- = 297.0$ m/z. Activity: A

Example 21

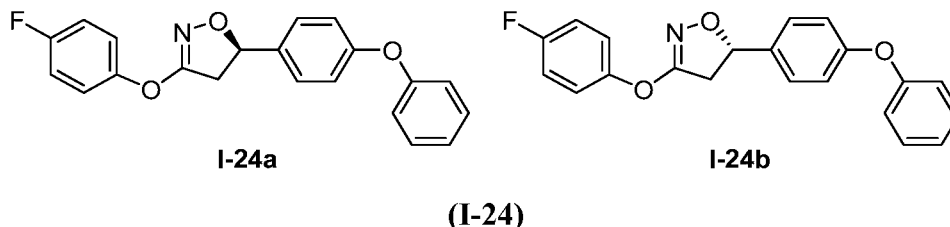
[0061] 3-bromo-4,5-dihydroisoxazole **I-21a** and **I-21b** were prepared in 2 steps starting with the coupling between 4-vinylbenzoic acid and benzyl alcohol as follows: 4-Vinylbenzoic acid (1.0 equiv) is dissolved in *N,N*-dimethylformamide (0.20 M with respect to acid). Benzyl alcohol is added (2.0 equiv) followed by EDC (1.05 equiv) and a catalytic amount of DMAP (0.05 equiv). The reaction is allowed to stir at 23 °C for 14h after which point the reaction was split between water and *tert*-butyl methyl ether, and the organic layer was washed with 0.5 M citric acid solution (2x) and saturated sodium bicarbonate solution (1x), dried over magnesium sulfate, and concentrated in vacuo. The concentrated reaction mixture was purified by flash silica gel chromatography (ethyl acetate/hexanes) to provide the desired ester. This compound was then converted to the desired 3-bromo-4,5-dihydroisoxazole using Method 1. These compounds can be separated using chiral HPLC methods known in the art. For example, see chiral HPLC Method disclosed herein. $[M+H]^+ = 359.8$ m/z. Activity: A

Example 22

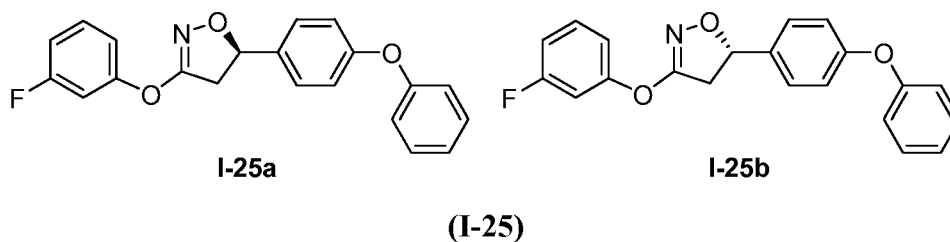
[0062] 3-bromo-4,5-dihydroisoxazole **I-22a** and **I-22b** were prepared in using the analogous procedure as Example 21 except that benzylamine was used in the place of benzyl alcohol. These compounds can be separated using chiral HPLC methods known in the art. For example, see chiral HPLC Method disclosed herein. $[M-H]^- = 358.9$ m/z. Activity: B

Example 23

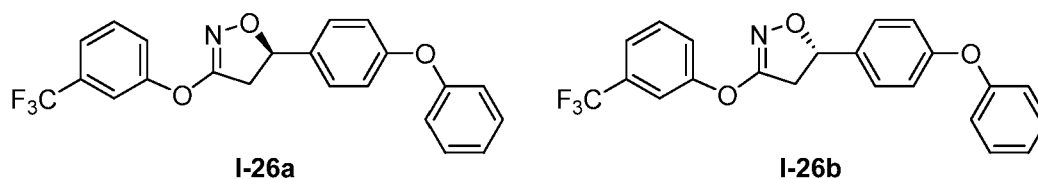
[0063] 3-phenoxy-4,5-dihydroisoxazole **I-23a** and **I-23b** were prepared in 1 step from compound **I-10** and phenol using Method 3. These compounds can be separated using chiral HPLC methods known in the art. For example, see chiral HPLC Method disclosed herein. $[M-H]^- = 331.1$ m/z. Activity: C

Example 24

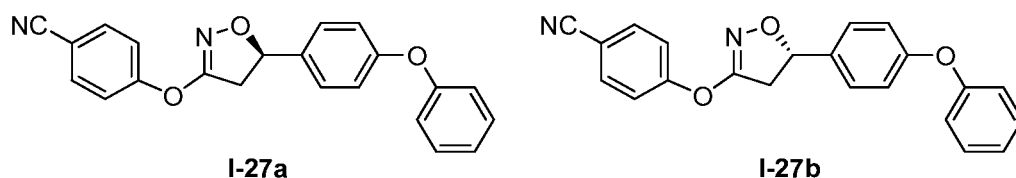
[0064] 3-(4-fluorophenoxy)-4,5-dihydroisoxazole **I-24a** and **I-24b** were prepared in 1 step from compound **I-10** and 4-fluorophenol using Method 4. These compounds can be separated using chiral HPLC methods known in the art. For example, see chiral HPLC Method disclosed herein. $[M+H]^+ = 350.3$ m/z. Activity: C

Example 25

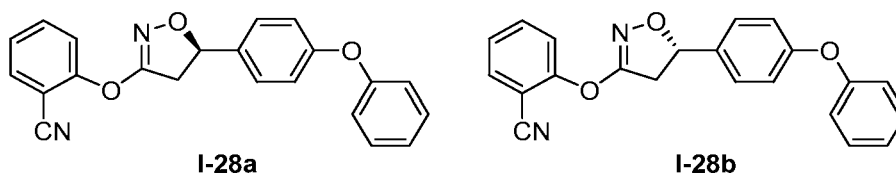
[0065] 3-(3-fluorophenoxy)-4,5-dihydroisoxazole **I-25a** and **I-25b** were prepared in 1 step from compound **I-10** and 3-fluorophenol using Method 4. These compounds can be separated using chiral HPLC methods known in the art. For example, see chiral HPLC Method disclosed herein. $[M+H]^+ = 349.3$ m/z. Activity: B

Example 26**(I-26)**

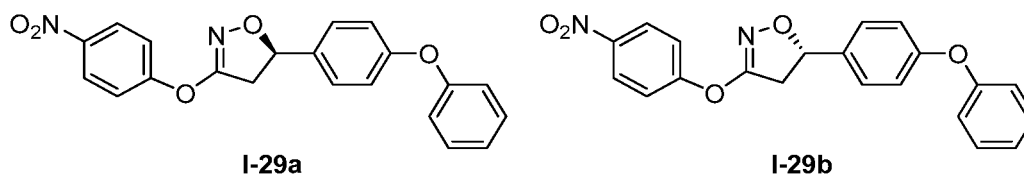
[0066] 3-phenoxy-4,5-dihydroisoxazole **I-26a** and **I-26b** were prepared in 1 step from compound **I-10** and 3-trifluoromethylphenol using Method 4. These compounds can be separated using chiral HPLC methods known in the art. For example, see chiral HPLC Method disclosed herein. $[M+H]^+ = 400.3$ m/z. Activity: C

Example 27**(I-27)**

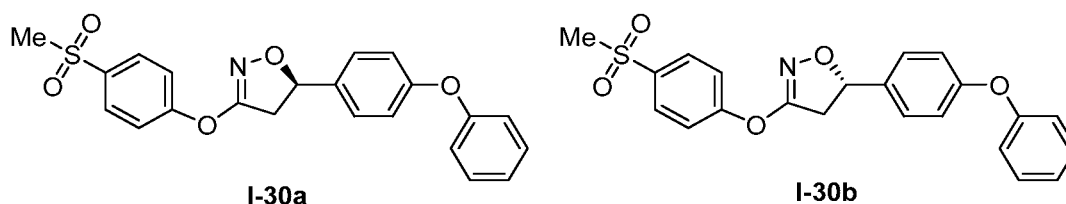
[0067] 3-phenoxy-4,5-dihydroisoxazole **I-27a** and **I-27b** were prepared in 1 step from compound **I-10** and 4-cyanophenol using Method 3. These compounds can be separated using chiral HPLC methods known in the art. For example, see chiral HPLC Method disclosed herein. $[M-H]^- = 356.1$ m/z. Activity: A

Example 28**(I-28)**

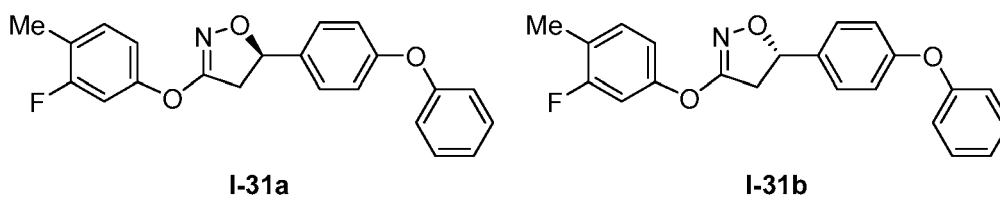
[0068] 3-phenoxy-4,5-dihydroisoxazole **I-28a** and **I-28b** were prepared in 1 step from compound **I-10** and 2-cyanophenol using Method 4. These compounds can be separated using chiral HPLC methods known in the art. For example, see chiral HPLC Method disclosed herein. $[M+H]^+ = 357.3$ m/z. Activity: C

Example 29**(I-29)**

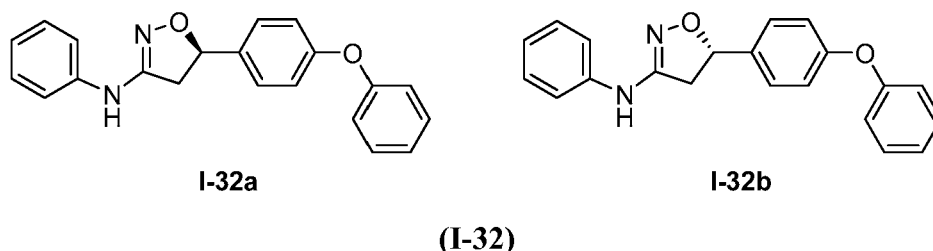
[0069] 3-phenoxy-4,5-dihydroisoxazole **I-29a** and **I-29b** were prepared in 1 step from compound **I-10** and 4-nitrophenol using Method 4. These compounds can be separated using chiral HPLC methods known in the art. For example, see chiral HPLC Method disclosed herein. $[M+H]^+ = 376.8$ m/z. Activity: B

Example 30**(I-30)**

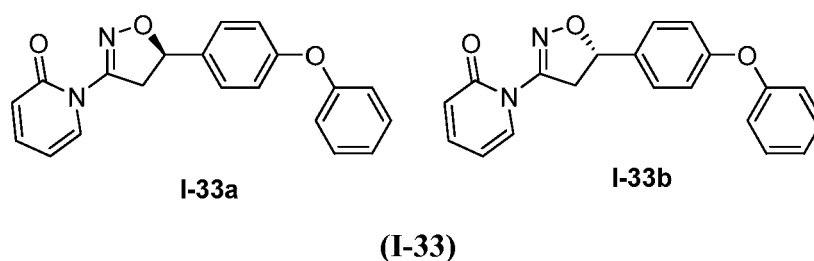
[0070] 3-phenoxy-4,5-dihydroisoxazole **I-30a** and **I-30b** were prepared in 1 step from compound **I-10** and 4-methylsulfonylphenol using Method 4. These compounds can be separated using chiral HPLC methods known in the art. For example, see chiral HPLC Method disclosed herein. $[M-H]^- = 409.0$ m/z. Activity: A

Example 31**(I-31)**

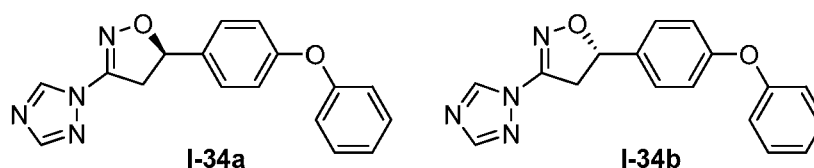
[0071] 3-phenoxy-4,5-dihydroisoxazole **I-31a** and **I-31b** were prepared in 1 step from compound **I-10** and 4-methyl-3-fluorophenol using Method 4. These compounds can be separated using chiral HPLC methods known in the art. For example, see chiral HPLC Method disclosed herein. $[M+H]^+ = 364.4$ m/z. Activity: C

Example 32

[0072] A microwave reaction vial is charged with racemic compound **I-10** (1.0 equiv) and aniline (4.0 equiv). The mixture was sealed and heated in a microwave reactor at 150 °C for 2h. The reaction was then split between water and *tert*-butyl methyl ether, and the organic layer was washed with brine, dried over sodium sulfate, and concentrated in vacuo. The concentrated reaction mixture was purified by flash silica gel chromatography (ethyl acetate / hexanes) to provide the desired 3-amino-4,5-dihydroisoxazole **I-32a** and **I-32b**. These compounds can be separated using chiral HPLC methods known in the art. For example, see chiral HPLC Method disclosed herein. [M-H]⁺ = 330.1 m/z. Activity: C.

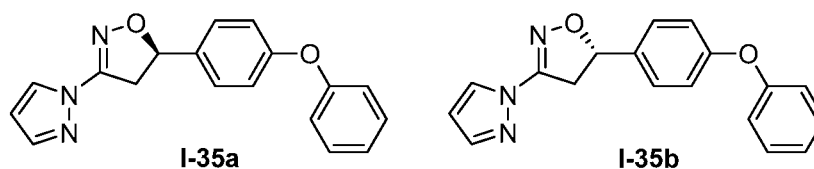
Example 33

[0073] 1-(4,5-dihydroisoxazol-3-yl)pyridin-2(1H)-one **I-33a** and **I-33b** were prepared in 1 step from racemic compound **I-10** and 2-hydroxypyridine using Method 3. These compounds can be separated using chiral HPLC methods known in the art. For example, see chiral HPLC Method disclosed herein. [M-H]⁺ = 332.1 m/z. Activity: C

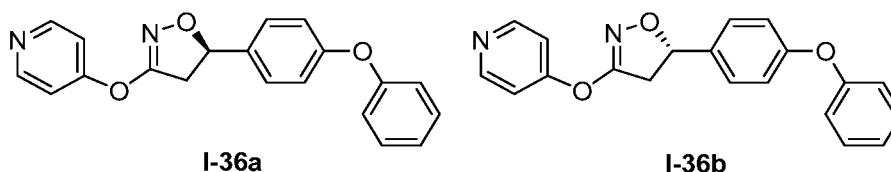
Example 34

(I-34)

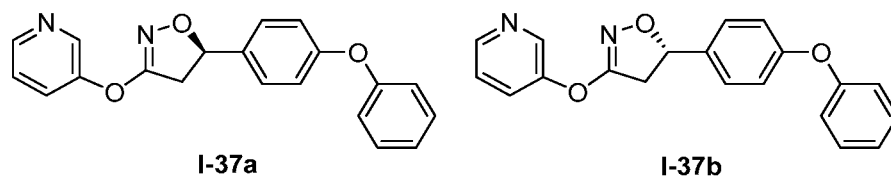
[0074] A microwave reaction vial is charged with racemic compound **I-10** (1.0 equiv) and the sodium salt of 1,2,4-triazole (2.0 equiv). The reagents are dissolved in *N*-methylpyrrolidine (0.18 M with respect to compound **I-10**). The mixture was sealed and heated in a microwave reactor at 100 °C for 30 min. Excess water is added and a brown solid crashes out which is isolated using vacuum filtration and dried to provide the desired 3-(1*H*-1,2,4-triazol-1-yl)-4,5-dihydroisoxazole **I-34a** and **I-34b**. These compounds can be separated using chiral HPLC methods known in the art. For example, see chiral HPLC Method disclosed herein. $[M-H]^- = 306.1$ m/z. Activity: C.

Example 35**(I-35)**

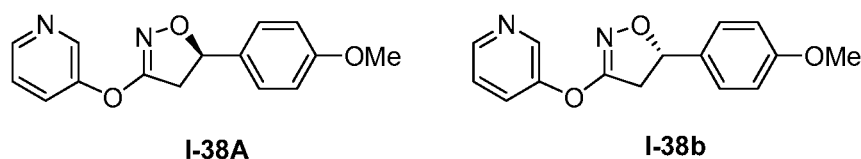
[0075] Pyrazole (3.0 equiv) was dissolved in *N,N*-dimethylformamide (0.60 M with respect to pyrazole) and NaH (60% dispersion in mineral oil, 3.0 equiv) was added and the reaction was allowed to stir under nitrogen for 5 min. After that point racemic compound **I-10** was added. The reaction was then heated to 90 °C for 14 h after which it was cooled and quenched with methanol (0.30 M with respect to pyrazole). The crude mixture was filtered through cotton and directly purified by semi-prep reverse phase chromatography to provide the desired 3-(1*H*-pyrazol-1-yl)-4,5-dihydroisoxazole **I-35a** and **I-35b**. These compounds can be separated using chiral HPLC methods known in the art. For example, see chiral HPLC Method disclosed herein. $[M+H]^+ = 306.4$ m/z. Activity: C.

Example 36**(I-36)**

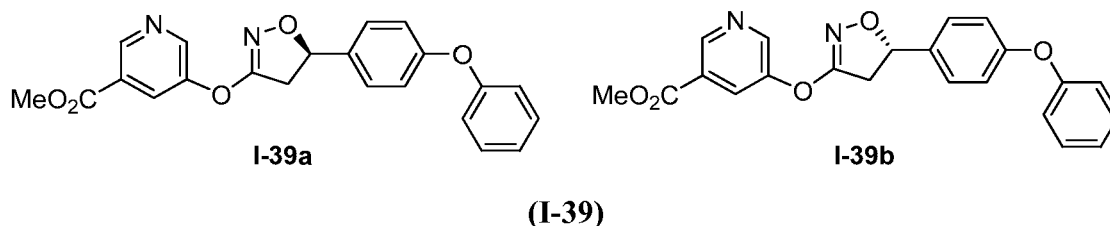
[0076] 3-(pyridin-4-yloxy)-4,5-dihydroisoxazole **I-36a** and **I-36b** were prepared in 1 step from compound **I-10** and 4-hydroxypyridine using Method 3. These compounds can be separated using chiral HPLC methods known in the art. For example, see chiral HPLC Method disclosed herein. $[M-H]^- = 332.1$ m/z. Activity: C

Example 37**(I-37)**

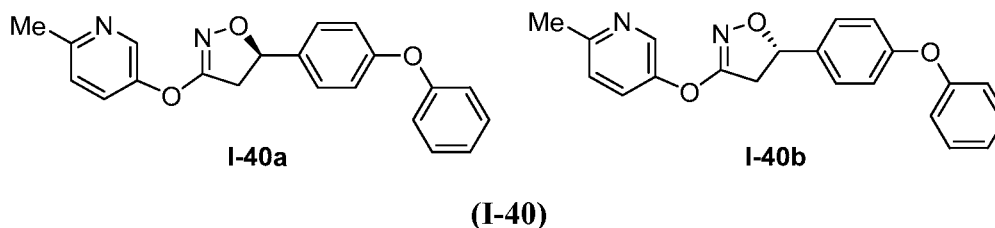
[0077] 3-(pyridin-3-yloxy)-4,5-dihydroisoxazole **I-37a** and **I-37b** were prepared in 1 step from racemic compound **I-10** and 3-hydroxypyridine using Method 3 or Method 5. These compounds can be separated using chiral HPLC methods known in the art. For example, see chiral HPLC Method disclosed herein. $[M-H]^- = 332.1$ m/z. Activity: A

Example 38**(I-38)**

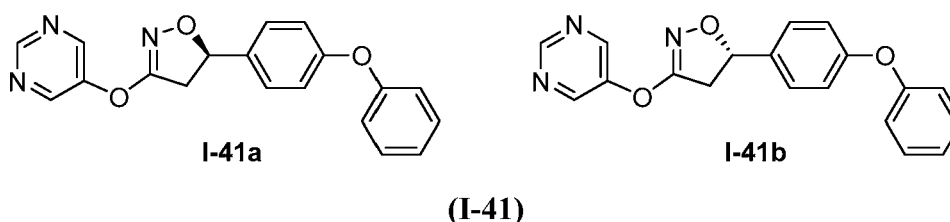
[0078] 3-(pyridin-3-yloxy)-4,5-dihydroisoxazole **I-38a** and **I-38b** were prepared in 1 step from racemic compound **I-6** and 3-hydroxypyridine using Method 3. These compounds can be separated using chiral HPLC methods known in the art. For example, see chiral HPLC Method disclosed herein. $[M-H]^- = 270.1$ m/z. Activity: B

Example 39

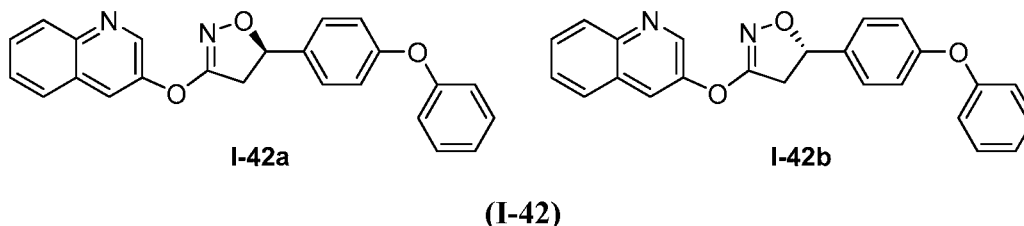
[0079] 3-(pyridin-3-yloxy)-4,5-dihydroisoxazole **I-39a** and **I-39b** were prepared in 1 step from racemic compound **I-10** and methyl 5-hydroxynicotinate using Method 3 or Method 5. These compounds can be separated using chiral HPLC methods known in the art. For example, see chiral HPLC Method disclosed herein. $[M+H]^+ = 392.2$ m/z. Activity: A

Example 40

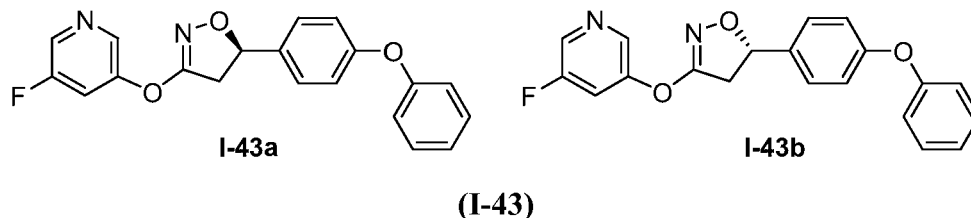
[0080] 3-(pyridin-3-yloxy)-4,5-dihydroisoxazole **I-40a** and **I-40b** were prepared in 1 step from racemic compound **I-10** and 5-hydroxy-2-methylpyridine using Method 4. These compounds can be separated using chiral HPLC methods known in the art. For example, see chiral HPLC Method disclosed herein. $[M+H]^+ = 346.1$ m/z. Activity: A

Example 41

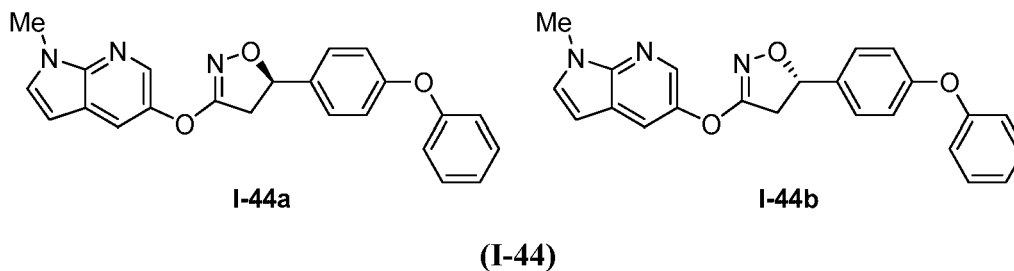
[0081] 3-(pyrimidin-5-yloxy)-4,5-dihydroisoxazole **I-41a** and **I-41b** were prepared in 1 step from racemic compound **I-10** and 5-hydroxypyrimidine using Method 3. These compounds can be separated using chiral HPLC methods known in the art. For example, see chiral HPLC Method disclosed herein. $[M-H]^- = 333.1$ m/z. Activity: A

Example 42

[0082] 3-(quinolin-3-yloxy)-4,5-dihydroisoxazole **I-42a** and **I-42b** were prepared in 1 step from racemic compound **I-10** and 3-hydroxyquinoline using Method 3. These compounds can be separated using chiral HPLC methods known in the art. For example, see chiral HPLC Method disclosed herein. $[M-H]^- = 382.1$ m/z. Activity: A

Example 43

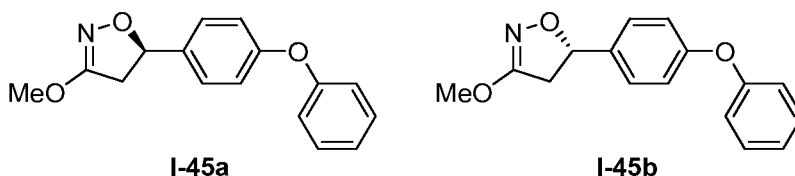
[0083] 3-(pyridin-3-yloxy)-4,5-dihydroisoxazole **I-43a** and **I-43b** was prepared in 1 step from racemic compound **I-10** and 5-fluoro-3-hydroxypyridine using Method 3. These compounds can be separated using chiral HPLC methods known in the art. For example, see chiral HPLC Method disclosed herein. $[M-H]^- = 350.1$ m/z. Activity: A

Example 44

[0084] 3-(1-methyl-1H-pyrrolo[2,3-*b*]pyridin-5-yloxy)-4,5-dihydroisoxazole **I-44a** and **I-44b** were prepared in 1 step from racemic compound **I-10** and 1-methyl-1H-pyrrolo[2,3-*b*]pyridin-5-ol using Method 3. These compounds can be separated using chiral HPLC methods

known in the art. For example, see chiral HPLC Method disclosed herein. $[M-H]^- = 385.1$ m/z. Activity: B

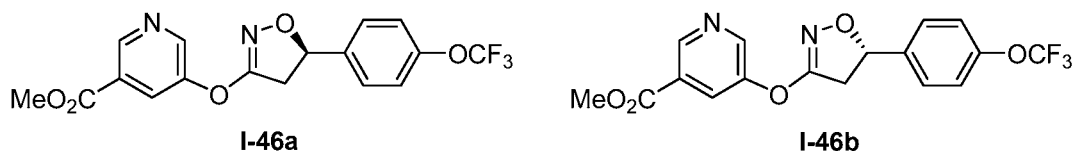
Example 45



(I-45)

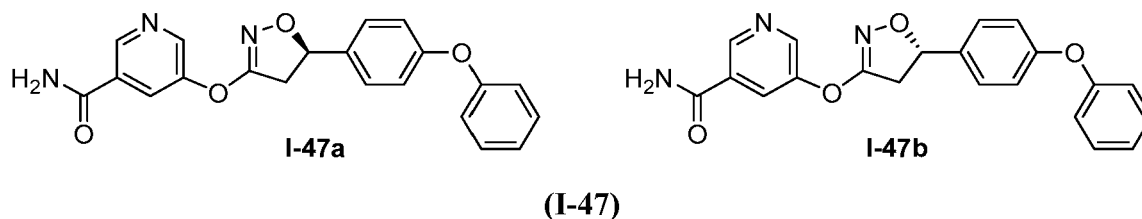
[0085] A vial is charged with racemic compound **I-10** (1.0 equiv) and dissolved in methanol (0.05 M with respect to isoxazaole). Potassium carbonate (5.0 equiv) was added and the reaction was sealed and heated to 50 °C for 24h. The reaction was then split between water and ethyl acetate, and the organic layer was washed with brine, dried over sodium sulfate, and concentrated in vacuo. The concentrated reaction mixture was purified by flash silica gel chromatography (ethyl acetate / hexanes) to provide the desired 3-methoxy-4,5-dihydroisoxazole **I-45a** and **I-45b**. These compounds can be separated using chiral HPLC methods known in the art. For example, see chiral HPLC Method disclosed herein. $[M-H]^- = 269.1$ m/z. Activity: C.

Example 46

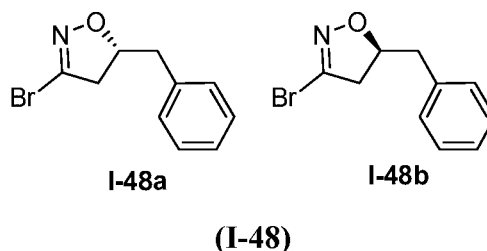


(I-46)

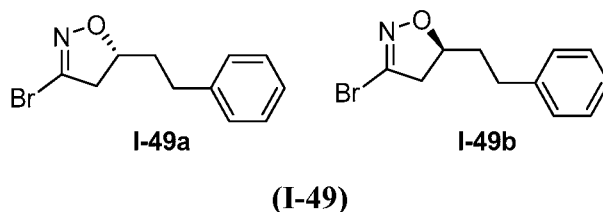
[0086] 3-(pyridin-3-yloxy)-4,5-dihydroisoxazole **I-46a** and **I-46b** were prepared in 1 step from racemic compound **I-14** and methyl 5-hydroxynicotinate using Method 5. These compounds can be separated using chiral HPLC methods known in the art. For example, see chiral HPLC Method disclosed herein. $[M+H]^+ = 384.0$ m/z. Activity: B

Example 47

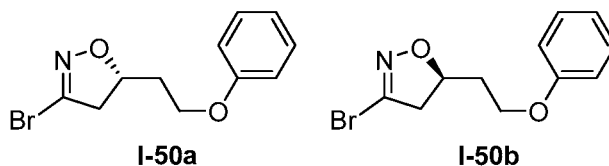
[0087] Racemic compound **I-39** is dissolved in ammonia in methanol (7.0 M in methanol, 0.02 M with respect to isoxazole). The reaction is sealed and allowed to stir at 23 °C for 24h after which point the solvent and excess ammonia are removed under a stream of nitrogen to provide a light brown solid which is triturated with hexanes to provide the desired amide **I-47a** and **I-47b** as a white solid. These compounds can be separated using chiral HPLC methods known in the art. For example, see chiral HPLC Method disclosed herein. $[M-H]^- = 374.0$ m/z. Activity: B

Example 48

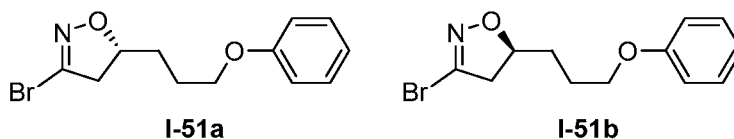
[0088] 3-bromo-4,5-dihydroisoxazole **I-48a** and **I-48b** were prepared in 1 step from 3-phenyl-1-propene using Method 2. These compounds can be separated using chiral HPLC methods known in the art. For example, see chiral HPLC Method disclosed herein. $[M-H]^- = 239.0$ m/z. Activity: C

Example 49

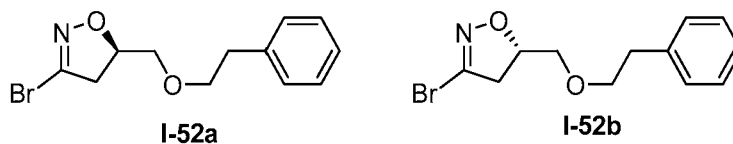
[0089] 3-bromo-4,5-dihydroisoxazole **I-49a** and **I-49b** were prepared in 1 step from 4-phenyl-1-butene using Method 2. These compounds can be separated using chiral HPLC methods known in the art. For example, see chiral HPLC Method disclosed herein. $[M-H]^- = 253.0$ m/z. Activity: B

Example 50**(I-50)**

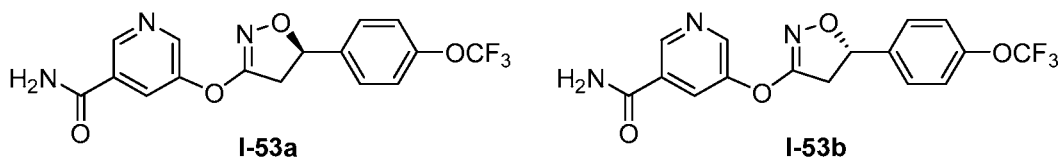
[0090] Phenol (1.0 equiv) is dissolved in ethanol (0.5 M with respect to phenol) and sodium hydroxide (1.0 equiv) is added followed by the addition of 4-bromo-1-butene. The mixture is heated to reflux for 1h after which the majority of the solvent is removed under vacuum. The reaction was then split between water and *tert*-butyl methyl ether, and the organic layer was washed with brine, dried over sodium sulfate, and concentrated in vacuo to provide crude alkene which was directly converted to the desired 3-bromo-4,5-dihydroisoxazole **I-50a** and **I-50b** in 1 step using Method 2. These compounds can be separated using chiral HPLC methods known in the art. For example, see chiral HPLC Method disclosed herein. $[M-H]^- = 269.0$ m/z. Activity: B

Example 51**(I-51)**

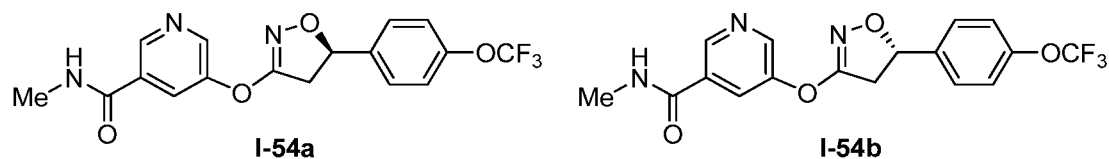
[0091] Phenol (1.2 equiv) is dissolved in *N,N*-dimethylformamide (0.4 M with respect to phenol) and cesium carbonate (1.3 equiv) is added followed by the addition of 5-bromo-1-pentene (1.0 equiv) and tetrabutylammonium iodide (0.10 equiv). The mixture is heated to 50 °C for 16h. The reaction was then split between water and *tert*-butyl methyl ether, and the organic layer was washed with dilute sodium hydroxide solution, water, brine, dried over sodium sulfate, and concentrated in vacuo. The crude alkene was directly converted to the desired 3-bromo-4,5-dihydroisoxazole **I-51a** and **I-51b** in 1 step using Method 2. These compounds can be separated using chiral HPLC methods known in the art. For example, see chiral HPLC Method disclosed herein. $[M-H]^- = 283.0$ m/z. Activity: A

Example 52**(I-52)**

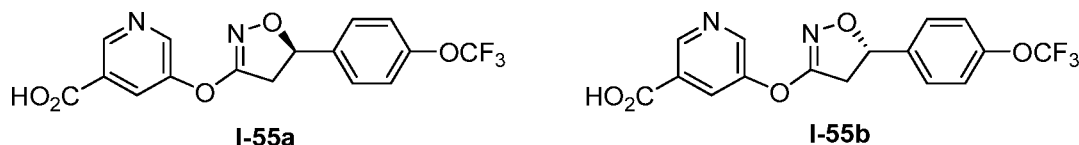
[0092] 2-Phenylethanol (1.0 equiv) is dissolved in *N,N*-dimethylformamide (0.8 M with respect to alcohol) and crushed sodium hydroxide (2.0 equiv) is added followed by the addition of allyl bromide (1.0 equiv) and tetrabutylammonium iodide (0.10 equiv). The mixture is stirred at room temperature for 48 h. The reaction was then split between water and *tert*-butylmethyl ether, and the organic layer was washed with dilute Na₂S₂O₃ solution and brine, dried over sodium sulfate, and concentrated in vacuo. The concentrated reaction mixture was purified by flash silica gel chromatography (ethyl acetate / hexanes) to provide the desired alkene which was directly converted to the desired 3-bromo-4,5-dihydroisoxazole **I-52a** and **I-52b** in 1 step using Method 1. These compounds can be separated using chiral HPLC methods known in the art. For example, see chiral HPLC Method disclosed herein. [M+H]⁺ = 285.6 m/z. Activity: B

Example 53**(I-53)**

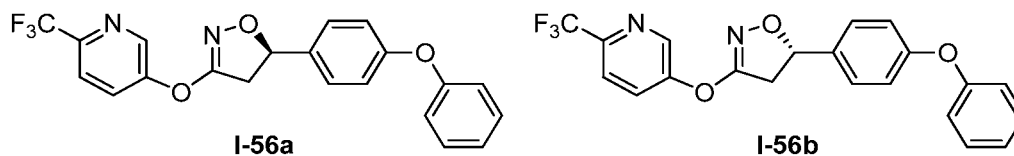
[0093] Racemic compound **I-46** is dissolved in ammonia in methanol (7.0 M in methanol, 0.02 M with respect to isoxazole). The reaction is sealed and allowed to stir at 23 °C for 72 h after which point the solvent and excess ammonia are removed under a stream of nitrogen to provide a light brown solid which is triturated with hexanes to provide desired amide **I-53a** and **I-53b** as a white solid. These compounds can be separated using chiral HPLC methods known in the art. For example, see chiral HPLC Method disclosed herein. [M-H]⁻ = 366.0 m/z. Activity: B

Example 54**(I-54)**

[0094] Racemic compound **I-46** is dissolved in ammonia in methylamine (2.0 M in tetrahydrofuran, 0.02 M with respect to isoxazole). The reaction is sealed and allowed to stir at 23 °C for 72 h after which point the solvent and excess ammonia are removed under a stream of nitrogen to provide a light brown solid which is triturated with hexanes to provide desired amide **I-54a** and **I-54b** as a white solid. These compounds can be separated using chiral HPLC methods known in the art. For example, see chiral HPLC Method disclosed herein. [M-H]⁻= 380.0 m/z. Activity: A

Example 55**(I-55)**

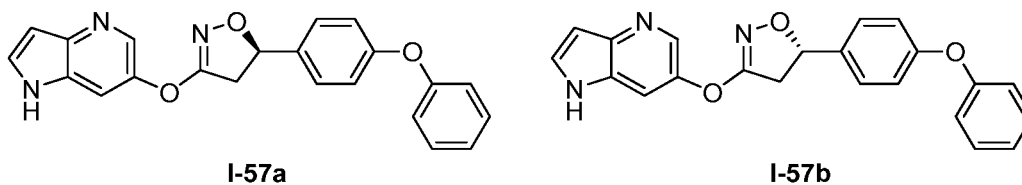
[0095] 3-(pyridin-3-yloxy)-4,5-dihydroisoxazole **I-55a** and **I-55b** were prepared in 1 step from racemic compound **I-46** and methyl 5-hydroxynicotinate using Method 5 and was isolated as a side product from the reaction during flash silica gel chromatography. These compounds can be separated using chiral HPLC methods known in the art. For example, see chiral HPLC Method disclosed herein. [M-H]⁻= 367.0 m/z. Activity: C

Example 56**(I-56)**

[0096] 3-(pyridin-3-yloxy)-4,5-dihydroisoxazole **I-56a** and **I-56b** was prepared in 1 step from racemic compound **I-10** and 5-hydroxy-2-trifluoromethylpyridine using Method 5. These

compounds can be separated using chiral HPLC methods known in the art. For example, see chiral HPLC Method disclosed herein. $[M+H]^+ = 401.5$ m/z. Activity: A

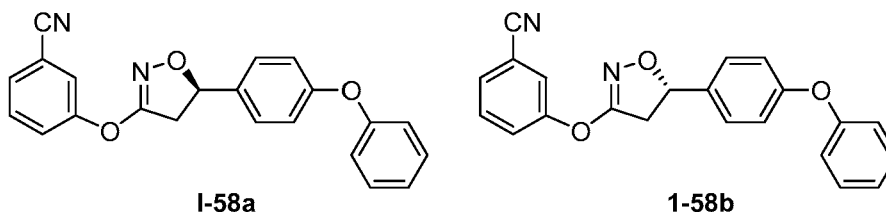
Example 57



(I-57)

[0097] 3-(1*H*-pyrrolo[3,2-*b*]pyridin-6-yloxy)-4,5-dihydroisoxazole **I-57a** and **I-57b** were prepared in 1 step from racemic compound **I-10** and 1*H*-pyrrolo[3,2-*b*]pyridin-6-ol using Method 5. These compounds can be separated using chiral HPLC methods known in the art. For example, see chiral HPLC Method disclosed herein. $[M-H]^- = 370.0$ m/z. Activity: A

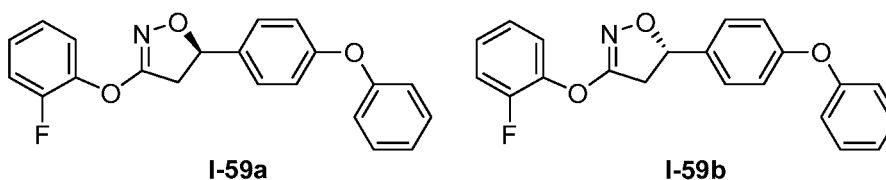
Example 58



(I-58)

[0098] 3-phenoxy-4,5-dihydroisoxazole **I-58a** and **I-58b** were prepared in 1 step from racemic compound **I-10** and 3-cyanophenol using Method 4. These compounds can be separated using chiral HPLC methods known in the art. For example, see chiral HPLC Method disclosed herein. $[M+H]^+ = 356.8$ m/z. Activity: B

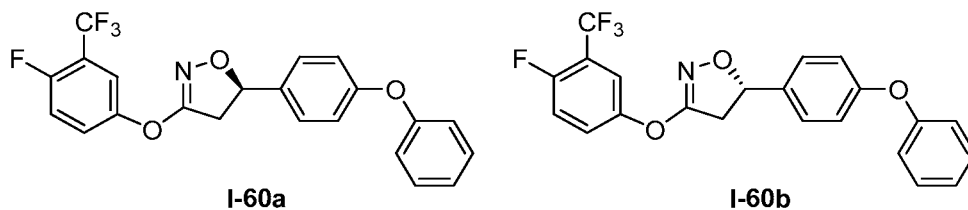
Example 59



(I-59)

[0099] 3-phenoxy-4,5-dihydroisoxazole **I-59a** and **I-59b** were prepared in 1 step from racemic compound **I-10** and 2-fluorophenol using Method 4. These compounds can be separated using chiral HPLC methods known in the art. For example, see chiral HPLC Method disclosed herein. $[M+H]^+ = 350.3$ m/z. Activity: B

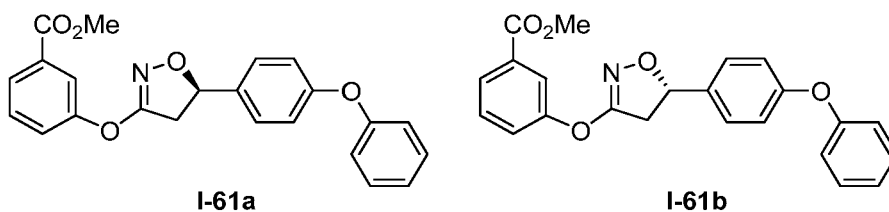
Example 60



(I-60)

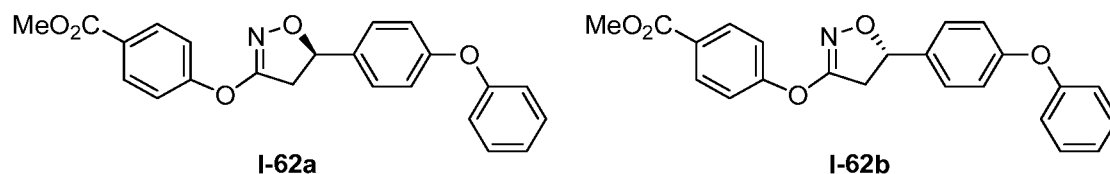
[00100] 3-phenoxy-4,5-dihydroisoxazole **I-60a** and **I-60b** were prepared in 1 step from racemic compound **I-10** and 4-fluoro-3-(trifluoromethyl)phenol using Method 4. These compounds can be separated using chiral HPLC methods known in the art. For example, see chiral HPLC Method disclosed herein. Activity: C

Example 61

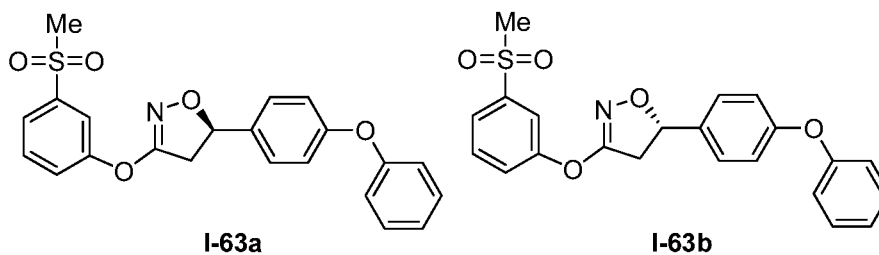


(I-61)

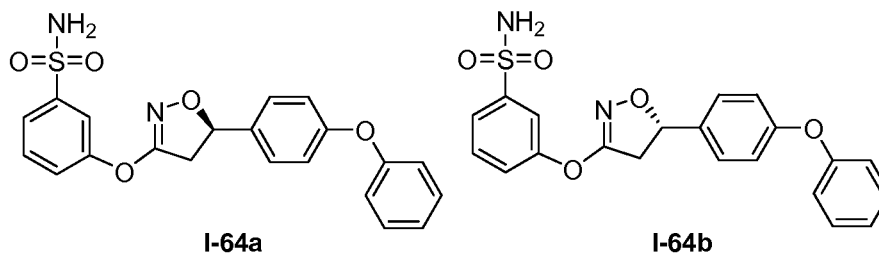
[00101] 3-phenoxy-4,5-dihydroisoxazole **I-61a** and **I-61b** were prepared in 1 step from racemic compound **I-10** and methyl 3-hydroxybenzoate using Method 4. These compounds can be separated using chiral HPLC methods known in the art. For example, see chiral HPLC Method disclosed herein. $[M+H]^+ = 390.5$ m/z. Activity: A

Example 62**(I-62)**

[00102] 3-phenoxy-4,5-dihydroisoxazole **I-62a** and **I-62b** were prepared in 1 step from racemic compound **I-10** and methyl 4-hydroxybenzoate using Method 4. These compounds can be separated using chiral HPLC methods known in the art. For example, see chiral HPLC Method disclosed herein. $[M+H]^+ = 389.7$ m/z. Activity: A

Example 63**(I-63)**

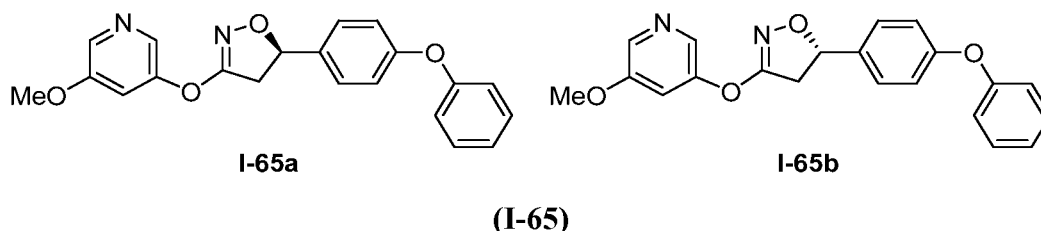
[00103] 3-phenoxy-4,5-dihydroisoxazole **I-63a** and **I-63b** were prepared in 1 step from racemic compound **I-10** and 3-(methylsulfonyl)phenol using Method 4. These compounds can be separated using chiral HPLC methods known in the art. For example, see chiral HPLC Method disclosed herein. $[M-H]^- = 409.0$ m/z. Activity: C

Example 64**(I-64)**

[00104] 3-phenoxy-4,5-dihydroisoxazole **I-64a** and **I-64b** were prepared in 1 step from racemic compound **I-10** and 3-hydroxybenzenesulfonamide using Method 4. These compounds

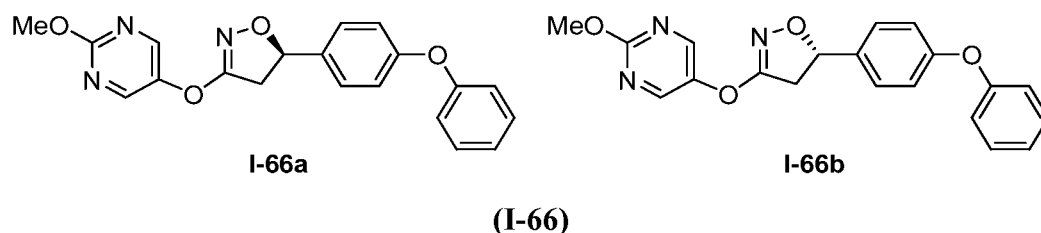
can be separated using chiral HPLC methods known in the art. For example, see chiral HPLC Method disclosed herein. $[M-H]^- = 409.0$ m/z. Activity: C

Example 65



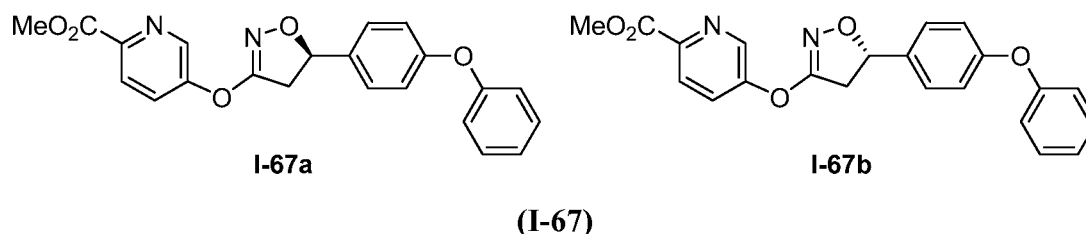
[00105] 3-(pyridin-3-yloxy)-4,5-dihydroisoxazole **I-65a** and **I-65b** were prepared in 1 step from racemic compound **I-10** and 5-methoxypyridin-3-ol using Method 5. These compounds can be separated using chiral HPLC methods known in the art. For example, see chiral HPLC Method disclosed herein. $[M+H]^+ = 363.2$ m/z. Activity: A

Example 66



[00106] 3-(pyrimidin-5-yloxy)-4,5-dihydroisoxazole **I-66a** and **I-66b** were prepared in 1 step from racemic compound **I-10** and 5-hydroxypyrimidine using Method 5. These compounds can be separated using chiral HPLC methods known in the art. For example, see chiral HPLC Method disclosed herein. $[M+H]^+ = 364.6$ m/z. Activity: A

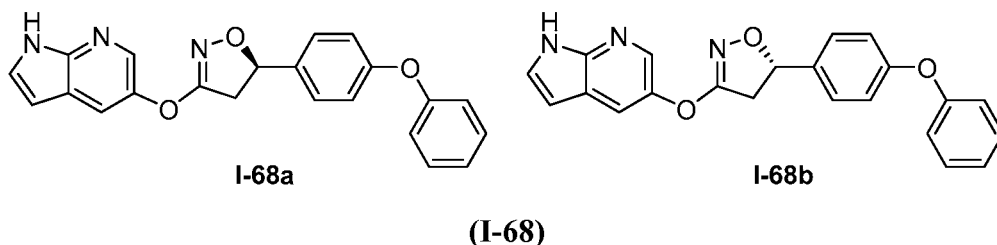
Example 67



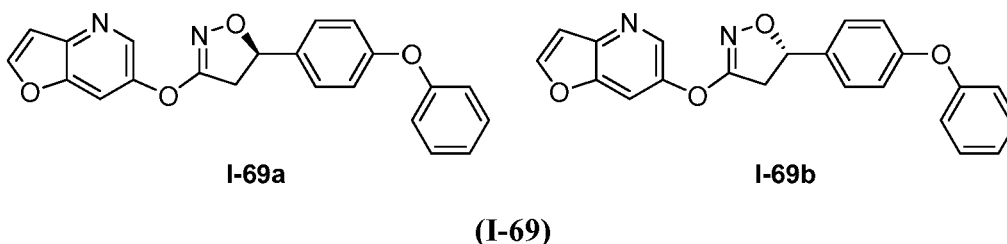
[00107] 3-(pyridin-3-yloxy)-4,5-dihydroisoxazole **I-67a** and **I-67b** were prepared in 1 step from racemic compound **I-10** and methyl 5-hoxypicolinate using Method 3. These

compounds can be separated using chiral HPLC methods known in the art. For example, see chiral HPLC Method disclosed herein. $[M+H]^+ = 392.1$ m/z. Activity: A

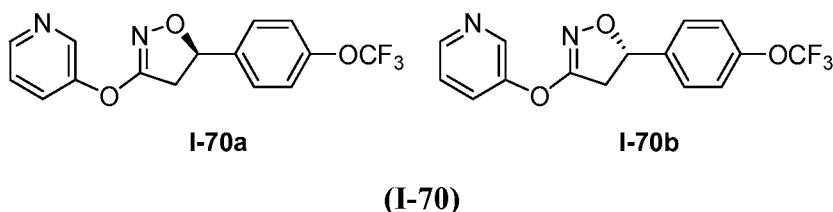
Example 68



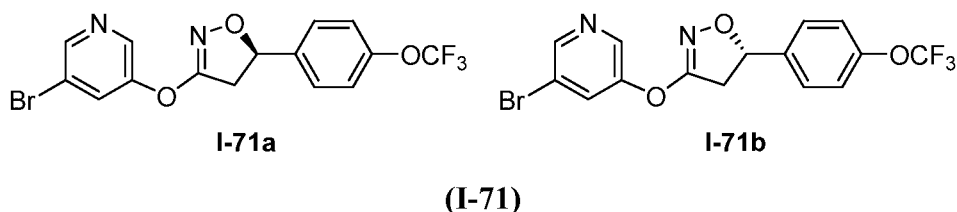
[00108] 3-(1*H*-pyrrolo[2,3-*b*]pyridin-5-yloxy)-4,5-dihydroisoxazole **I-68a** and **I-68b** were prepared in 1 step from racemic compound **I-10** and 1*H*-pyrrolo[2,3-*b*]pyridin-5-ol using Method 5. These compounds can be separated using chiral HPLC methods known in the art. For example, see chiral HPLC Method disclosed herein. $[M-H]^- = 370.0$ m/z. Activity: A

Example 69

[00109] 6-(4,5-dihydroisoxazol-3-yloxy)furo[3,2-*b*]pyridine **I-69a** and **I-69b** were prepared in 2 steps from racemic compound **I-10** and furo[3,2-*b*]pyridin-6-ol using Method 5 after furo[3,2-*b*]pyridin-6-ol is prepared from 6-(4,4,5,5-tetramethyl-1,3,2-dioxaborolan-2-yl)furo[3,2-*b*]pyridine using Method 11. These compounds can be separated using chiral HPLC methods known in the art. For example, see chiral HPLC Method disclosed herein. $[M+H]^+ = 374.2$ m/z. Activity: A

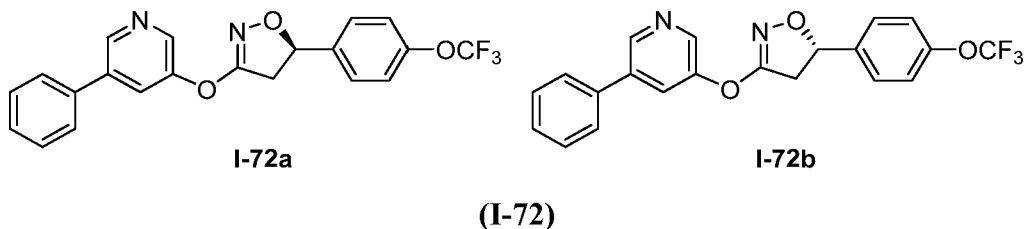
Example 70

[00110] 3-(pyridin-3-yloxy)-4,5-dihydroisoxazole **I-70a** and **I-70b** were prepared in 1 step from racemic compound **I-14** and 3-hydroxypyridine using Method 5. These compounds can be separated using chiral HPLC methods known in the art. For example, see chiral HPLC Method disclosed herein. $[M+H]^+ = 324.1$ m/z. Activity: A

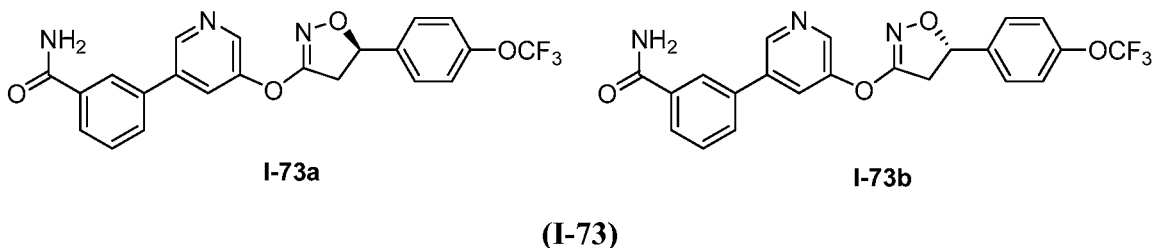
Example 71

[00111] 3-(pyridin-3-yloxy)-4,5-dihydroisoxazole **I-71a** and **I-71b** were prepared in 1 step from racemic compound **I-14** and 5-bromo-3-hydroxypyridine using Method 5. These

compounds can be separated using chiral HPLC methods known in the art. For example, see chiral HPLC Method disclosed herein. $[M+H]^+ = 402.5$ m/z. Activity: A

Example 72

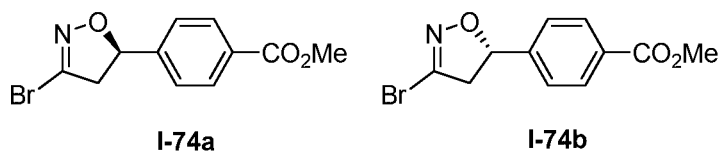
[00112] Racemic compound **I-71** (1.0 equiv), phenyl boronic acid (1.1 equiv), potassium acetate (1.0 equiv), cesium carbonate (3.0 equiv), and dichloro[1,1'-bis(diphenylphosphino) ferrocene]palladium(II) dichloromethane adduct (14 mol %) were suspended in 1 mL DMSO and purged with Ar. The resulting mixture was sealed and heated to 80 °C for 1h. The crude mixture was transferred to a separatory funnel with excess water and extracted with methyl *tert*-butylether (2x). The organic layers were combined, dried over Na₂SO₄ and purified using flash silica gel chromatography (gradient of 2–10% MeOH) to provide the desired 3-(pyridin-3-yloxy)-4,5-dihydroisoxazole **I-72a** and **I-72b** as a white solid. These compounds can be separated using chiral HPLC methods known in the art. For example, see chiral HPLC Method disclosed herein. [M+H]⁺ = 402.3 m/z. Activity: B

Example 73

[00113] Racemic compound **I-71** (1.0 equiv), 3-carbamoylphenyl boronic acid (1.1 equiv), potassium acetate (1.0 equiv), cesium carbonate (3.0 equiv), and dichloro[1,1'-bis(diphenylphosphino) ferrocene]palladium(II) dichloromethane adduct (14 mol %) were suspended in 1 mL DMSO and purged with Ar. The resulting mixture was sealed and heated to 80 °C for 1h. The crude mixture was transferred to a separatory funnel with excess water and extracted with methyl *tert*-butylether (2x). The organic layers were combined, dried over Na₂SO₄ and purified using flash silica gel chromatography (gradient of 2–10% MeOH) to provide the desired 3-(pyridin-3-yloxy)-4,5-dihydroisoxazole **I-73a** and **I-73b** as a white

solid. These compounds can be separated using chiral HPLC methods known in the art. For example, see chiral HPLC Method disclosed herein. $[M-H]^- = 442.0$ m/z. Activity: A

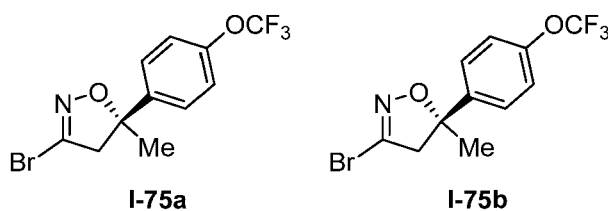
Example 74



(I-74)

[00114] 3-bromo-4,5-dihydroisoxazole **I-74a** and **I-74b** were prepared in 1 step from methyl 4-vinylbenzoate using Method 1. These compounds can be separated using chiral HPLC methods known in the art. For example, see chiral HPLC Method disclosed herein. $[M+H]^+ = 283.6$ m/z. Activity: A

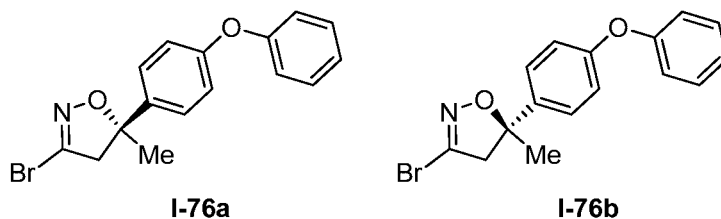
Example 75



(I-75)

[00115] 3-bromo-4,5-dihydroisoxazole **I-75a** and **I-75b** were prepared in 2 steps starting with alkene formation from 4'(trifluoromethoxy)acetophenone using Method 6 followed by cycloaddition using Method 1. These compounds can be separated using chiral HPLC methods known in the art. For example, see chiral HPLC Method disclosed herein. $[M+H]^+ = 323.0$ m/z. Activity: A

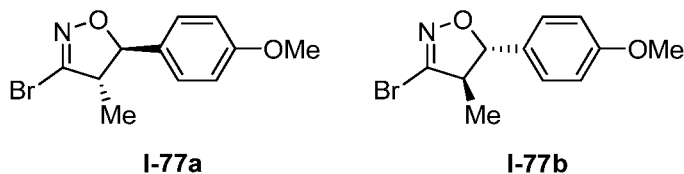
Example 76



(I-76)

[00116] 3-bromo-4,5-dihydroisoxazole **I-76a** and **I-76b** were prepared in 2 steps starting with alkene formation from 4'-phenoxyacetophenone using Method 6 followed by cycloaddition using Method 2. These compounds can be separated using chiral HPLC methods known in the art. For example, see chiral HPLC Method disclosed herein. $[M-H]^- = 331.0$ m/z. Activity: A

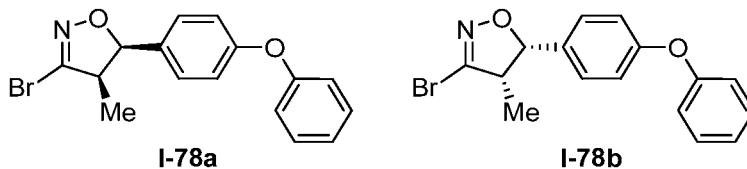
Example 77



(I-77)

[00117] 3-bromo-4,5-dihydroisoxazole **I-77a** and **I-77b** were prepared in 1 step from *trans*-anethole using Method 2. These compounds can be separated using chiral HPLC methods known in the art. For example, see chiral HPLC Method disclosed herein. $[M-H]^- = 269.0$ m/z. Activity: C

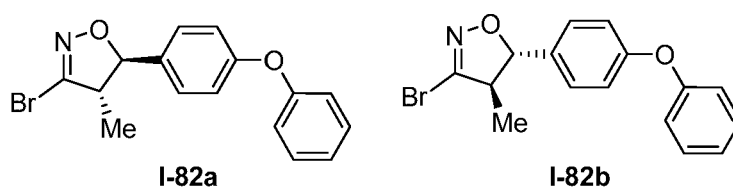
Example 78



(I-78)

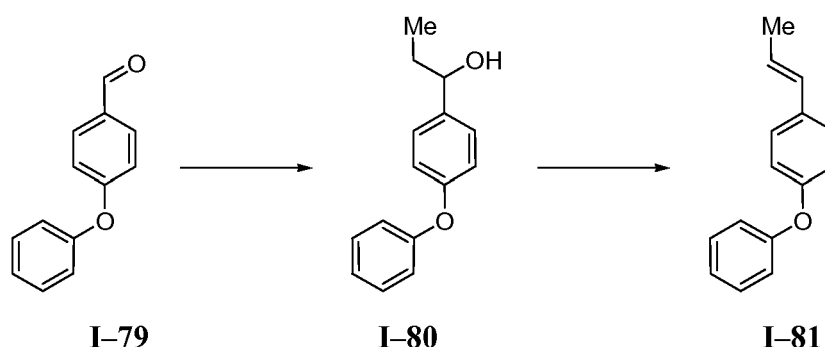
[00118] 3-bromo-4,5-dihydroisoxazole **I-78a** and **I-78b** were prepared in 2 steps starting with alkene formation from 4-phenoxybenzaldehyde using Method 6 (except that ethyltriphenylphosphonium bromide is used in the place of methyltriphenylphosphonium bromide) followed by cycloaddition using Method 2. These compounds can be separated using chiral HPLC methods known in the art. For example, see chiral HPLC Method disclosed herein. $[M-H]^- = 331.0$ m/z. Activity: A

Example 79

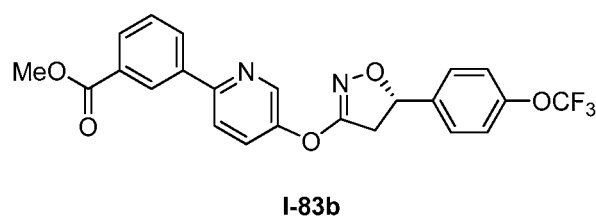
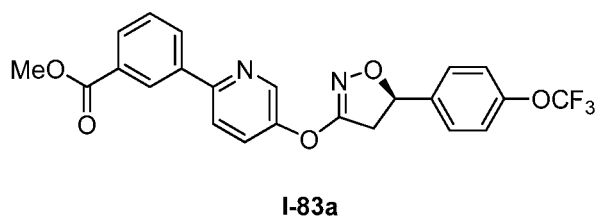
**(I-82)**

[00119] 3-bromo-4,5-dihydroisoxazole **I-82a** and **I-82b** were prepared in 3 steps from 4-phenoxybenzaldehyde as follows: 4-Phenoxybenzaldehyde (1.0 equiv) is dissolved in tetrahydrofuran (0.20 M with respect to tetrahydrofuran) and cooled to 0 °C. Ethyl magnesium bromide (1.0 M in THF, 1.2 equiv) is added dropwise after which the reaction is allowed to stir at 23 °C for 2h. The mixture was quenched with saturated ammonium chloride and concentrated to remove the tetrahydrofuran. The mixture was then diluted with water and extracted with *tert*-butyl methyl ether. The organic layer was washed with water and brine and then dried over sodium sulfate and concentrated in vacuo. The concentrated reaction mixture was purified by flash silica gel chromatography (ethyl acetate / hexanes) to provide the desired alcohol **I-80**.

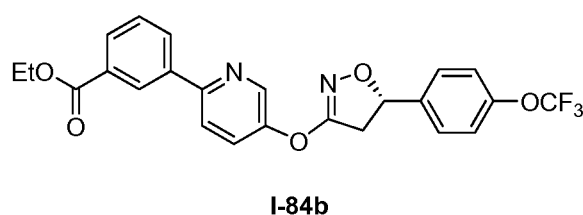
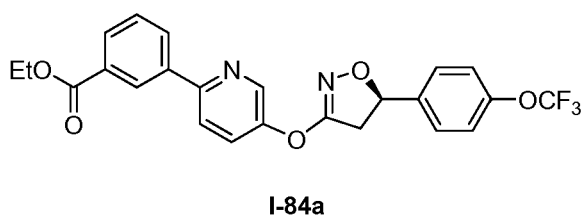
[00120] The purified alcohol **I-80** is then dissolved in pyridine (0.80 M with respect to alcohol). Phosphorus oxychloride (1.1 equiv) is added and the mixture was heated to reflux for 2h. After this point the reaction is cooled to 0 °C and quenched with the addition of excess water. The mixture was then diluted with ethyl acetate. The organic layer was washed with water and brine and then dried over sodium sulfate and concentrated in vacuo. The concentrated reaction mixture was purified by flash silica gel chromatography (ethyl acetate / hexanes) to provide the desired alkene **I-81**.



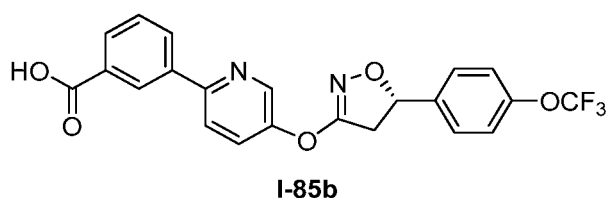
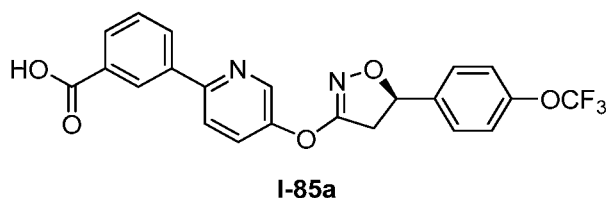
[00121] Alkene **I-81** was then converted to the desired 3-bromo-4,5-dihydroisoxazole **I-82a** and **I-82b** using Method 2. These compounds can be separated using chiral HPLC methods known in the art. For example, see chiral HPLC Method disclosed herein. $[M-H]^- = 331.0$ m/z. Activity: B.

Example 80**(I-83)**

[00122] 3-(pyridin-3-yloxy)-4,5-dihydroisoxazole **I-83a** and **I-83b** were prepared in 1 step from racemic compound **I-14** and methyl 3-(5-hydroxypyridin-2-yl)benzoate using Method 5. These compounds can be separated using chiral HPLC methods known in the art. For example, see chiral HPLC Method disclosed herein. $[M+H]^+ = 460.1$ m/z. Activity: B

Example 81**(I-84)**

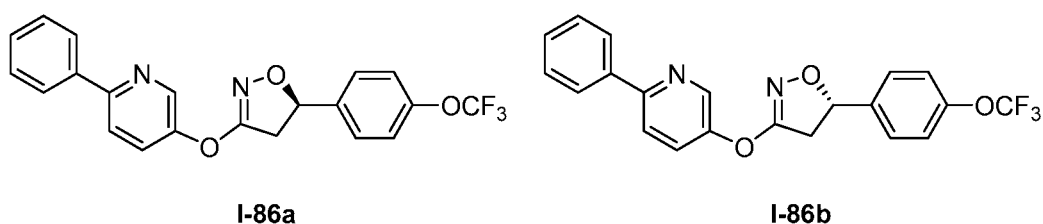
[00123] 3-(pyridin-3-yloxy)-4,5-dihydroisoxazole **I-84a** and **I-84b** were prepared in 1 step from racemic compound **I-14** and ethyl 3-(5-hydroxypyridin-2-yl)benzoate using Method 5. These compounds can be separated using chiral HPLC methods known in the art. For example, see chiral HPLC Method disclosed herein. $[M+H]^+ = 474.1$ m/z. Activity: B

Example 82**(I-85)**

[00124] Racemic compound **I-83** (1.0 equiv) was dissolved in 1:1 tetrahydrofuran/water (0.06 M) and lithium hydroxide (8.0 equiv) was added. The reaction was allowed to stir at room

temperature for 1h after which point the tetrahydrofuran was removed under a stream of nitrogen and the remaining solution was acidified to pH<2 with 1N HCl to provide the desired acid **I-85a** and **I-85b** as a white solid which was isolated via vacuum filtration. These compounds can be separated using chiral HPLC methods known in the art. For example, see chiral HPLC Method disclosed herein. $[M-H]^- = 443.0$ m/z. Activity: B

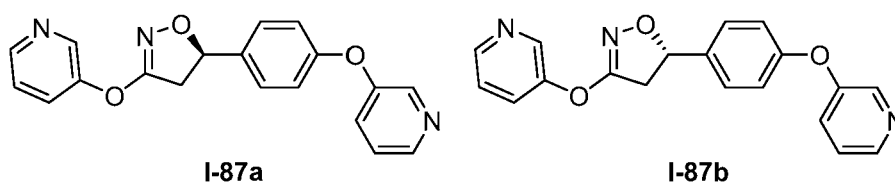
Example 83



(I-86)

[00125] 3-(pyridin-3-yloxy)-4,5-dihydroisoxazole **I-86a** and **I-86b** were prepared in 1 step from racemic compound **I-14** and 6-phenylpyridin-3-ol using Method 5. These compounds can be separated using chiral HPLC methods known in the art. For example, see chiral HPLC Method disclosed herein. $[M+H]^+ = 402.2$ m/z. Activity: B

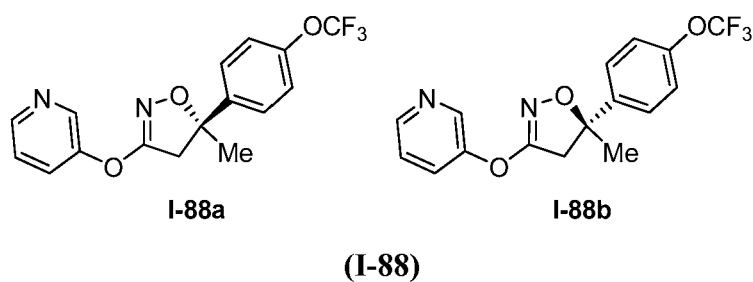
Example 84



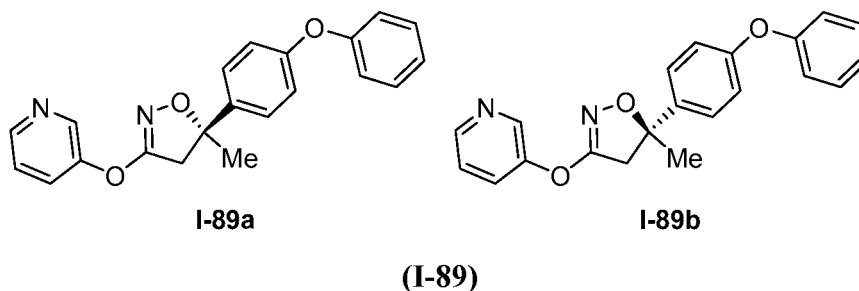
(I-87)

[00126] 3-(pyridin-3-yloxy)-4,5-dihydroisoxazole **I-87a** and **I-87b** were prepared in 1 step from racemic compound **I-12** and 3-hydroxypyridine using Method 5. These compounds can be separated using chiral HPLC methods known in the art. For example, see chiral HPLC Method disclosed herein. $[M+H]^+ = 333.5$ m/z. Activity: A

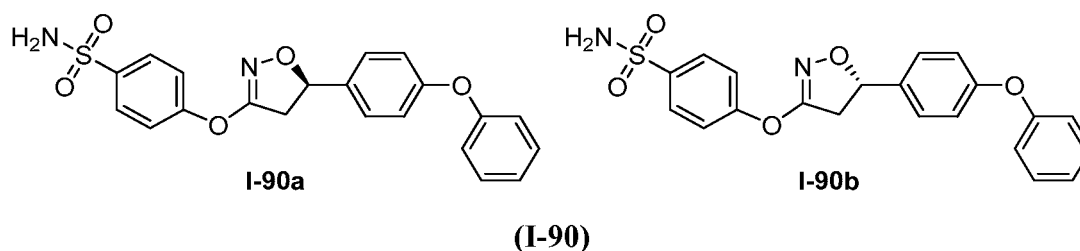
Example 85



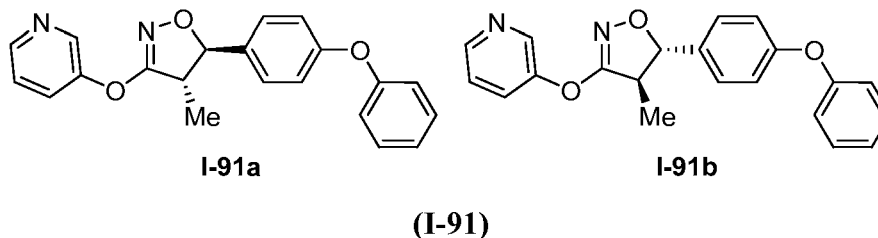
[00127] 3-(pyridin-3-yloxy)-4,5-dihydroisoxazole **I-88a** and **I-88b** were prepared in 1 step from racemic compound **I-75** and 3-hydroxypyridine using Method 5. These compounds can be separated using chiral HPLC methods known in the art. For example, see chiral HPLC Method disclosed herein. $[M+H]^+ = 340.2$ m/z. Activity: B

Example 86

[00128] 3-(pyridin-3-yloxy)-4,5-dihydroisoxazole **I-89a** and **I-89b** were prepared in 1 step from racemic compound **I-76** and 3-hydroxypyridine using Method 5. These compounds can be separated using chiral HPLC methods known in the art. For example, see chiral HPLC Method disclosed herein. $[M+H]^+ = 348.4$ m/z. Activity: A

Example 87

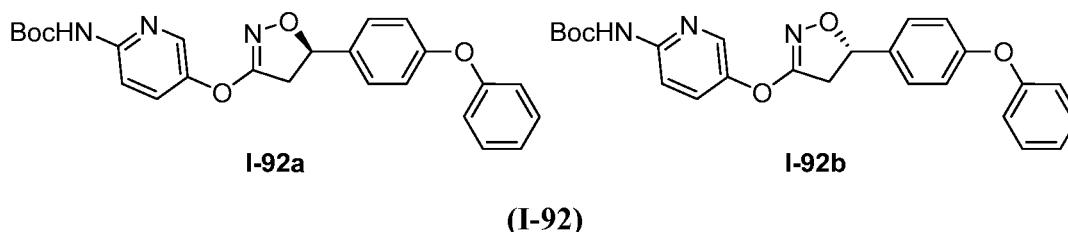
[00129] 3-phenoxy-4,5-dihydroisoxazole **I-90a** and **I-90b** were prepared in 1 step from racemic compound **I-10** and 4-hydroxybenzenesulfonamide using Method 4. These compounds can be separated using chiral HPLC methods known in the art. For example, see chiral HPLC Method disclosed herein. $[M+H]^+ = 410.8$ m/z. Activity: A

Example 88

[00130] The trans 3-(pyridin-3-yloxy)-4,5-dihydroisoxazole **I-91a** and **I-91b** were prepared in 1 step from either racemic compound **I-78** or **I-82** and 3-hydroxypyridine using

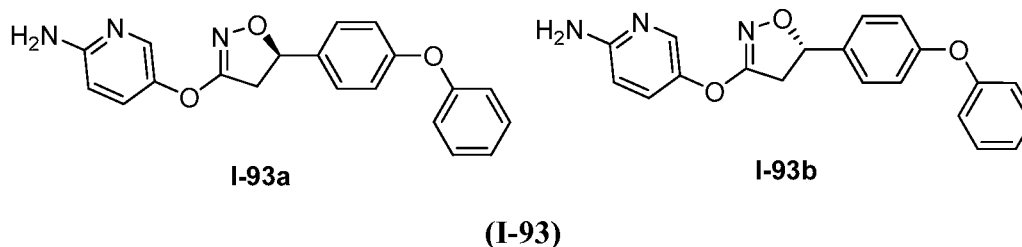
Method 5. These compounds can be separated using chiral HPLC methods known in the art. For example, see chiral HPLC Method disclosed herein. $[M+H]^+ = 346.2$ m/z. Activity: C

Example 89



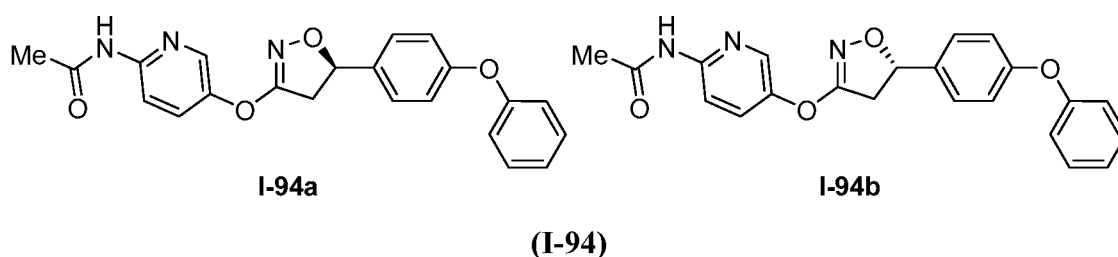
[00131] 3-(pyridin-3-yloxy)-4,5-dihydroisoxazole **I-92a** and **I-92b** were prepared in 2 steps from racemic compound **I-10** and (5-hydroxy-pyridin-2-yl)-carbamic acid tert-butyl ester using Method 5 after formation of (5-hydroxy-pyridin-2-yl)-carbamic acid tert-butyl ester from tert-butyl 5-(4,4,5,5-tetramethyl-1,3,2-dioxaborolan-2-yl)pyridin-2-ylcarbamate using Method 11. These compounds can be separated using chiral HPLC methods known in the art. For example, see chiral HPLC Method disclosed herein. $[M+H]^+ = 447.9$ m/z. Activity: C

Example 90



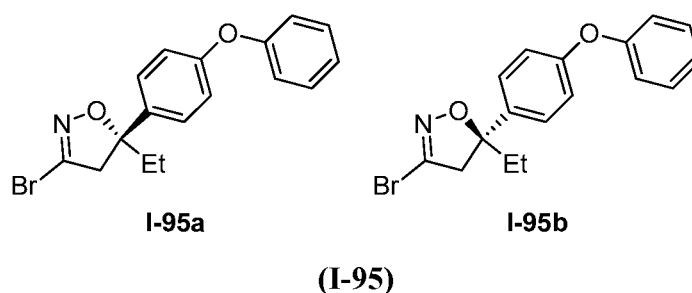
[00132] Racemic 3-(pyridin-3-yloxy)-4,5-dihydroisoxazole **I-92** was dissolved in trifluoroacetic acid (0.20 M with respect to isoxazole) and stirred at room temperature for 1h. The solvent is then removed under vacuum and the crude residue is azeotroped with toluene (2x) to provide **I-93a** and **I-93b** as the TFA salt (white solid). These compounds can be separated using chiral HPLC methods known in the art. For example, see chiral HPLC Method disclosed herein. $[M+H]^+ = 347.1$ m/z. Activity: A

Example 91



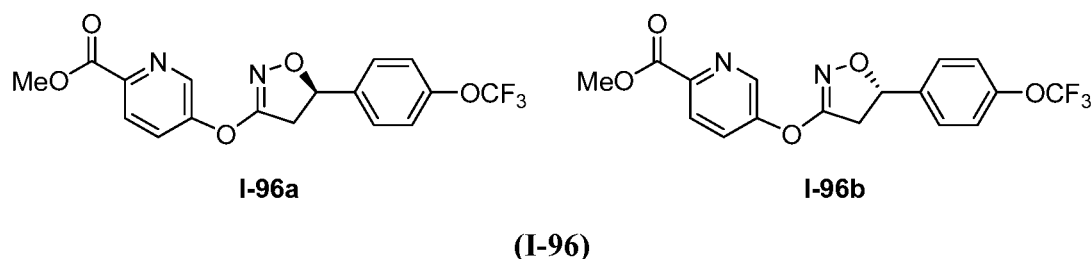
[00133] Racemic 3-(pyridin-3-yloxy)-4,5-dihydroisoxazole **I-93** was dissolved in methylene chloride (0.03 M with respect to isoxazole) after which triethylamine (4.0 equiv) and acetic anhydride (3.0 equiv are added). The reaction is allowed to stir for 16h after which point is diluted with ethyl acetate and washed with saturated NaHCO_3 (2x) and brine (1x). The organic layer is then dried over sodium sulfate and concentrated under vacuum to provide acetate **I-94a** and **I-94b** as a white solid. These compounds can be separated using chiral HPLC methods known in the art. For example, see chiral HPLC Method disclosed herein. $[\text{M}-\text{H}]^- = 388.1$ m/z. Activity: A

Example 92



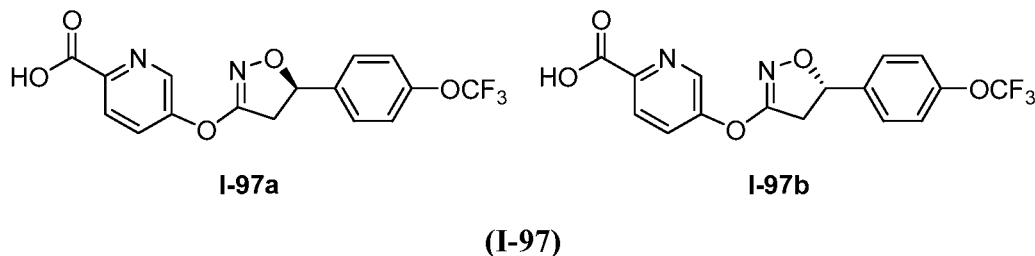
[00134] 3-bromo-4,5-dihydroisoxazole **I-95a** and **I-95b** were prepared in 2 steps starting with alkene formation from 1-(4-phenoxyphenyl)propan-1-one using Method 8 followed by cycloaddition using Method 1. These compounds can be separated using chiral HPLC methods known in the art. For example, see chiral HPLC Method disclosed herein. $[\text{M}+\text{H}]^+ = 347.7$ m/z. Activity: A

Example 93



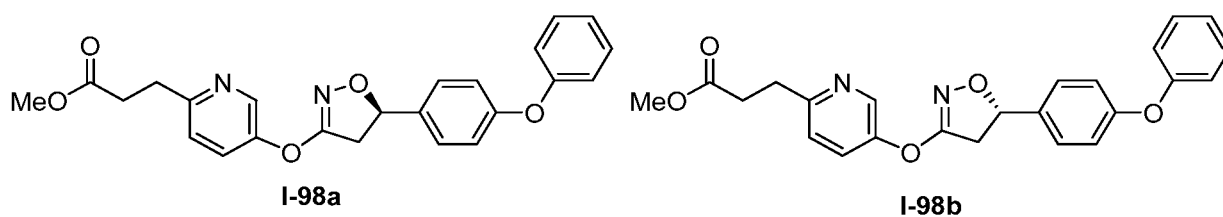
[00135] 3-(pyridin-3-yloxy)-4,5-dihydroisoxazole **I-96a** and **I-96b** were prepared in 1 step from racemic compound **I-14** and 5-hydroxypicolinic acid methyl ester according to the following procedure: 3-bromo-5-(4-(trifluoromethoxy)phenyl)-4,5-dihydroisoxazole (1.0 equiv), 5-hydroxypicolinic acid methyl ester (1.2 equiv), and cesium hydrogencarbonate (1.50 equiv) are suspended in *N,N*-dimethylformamide (0.32 M with respect to dihydroisoxazole). The mixture is then degassed with argon after which it is heated to 130 °C for 4 h after which point there is only desired product and corresponding acid visible by LC/MS. The reaction is allowed to cool to room temperature and quenched by pouring into a solution of ammonium chloride in water (30% by weight, 0.08 M with respect to dihydroisoxazole). The aqueous phase is extracted with ethyl acetate (2x), dried over sodium sulfate, filtered and concentrated to product a brown solid which could be recrystallized from absolute ethanol to provide racemic 3-(pyridin-3-yloxy)-4,5-dihydroisoxazole **I-96** that was isolated by filtration as a white solid (25% yield). These compounds can be separated using chiral HPLC methods known in the art. For example, see chiral HPLC Method disclosed herein. $[M+H]^+ = 383.8$ m/z. Activity: A

Example 94

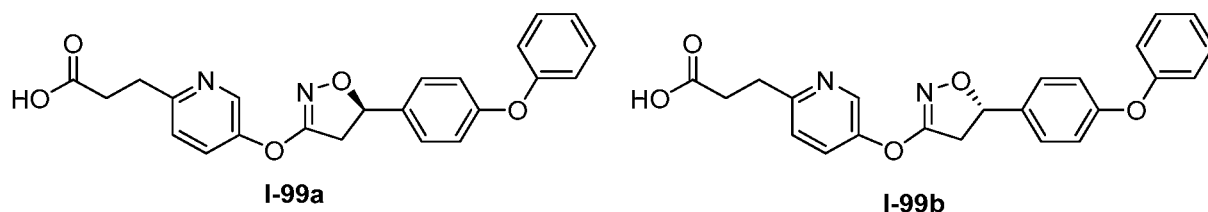


[00136] Racemic 3-(pyridin-3-yloxy)-4,5-dihydroisoxazole **I-96** (1.0 equiv) was dissolved in 1:1 tetrahydrofuran/water (0.06 M) and lithium hydroxide (8.0 equiv) was added. The reaction was allowed to stir at room temperature for 1h after which point the tetrahydrofuran was removed under a stream of nitrogen and the remaining solution was acidified to pH<2 with 1N HCl to provide the desired acid enantiomers **I-97a** and **I-97b** as a white solid which was isolated via vacuum filtration. These compounds can be separated using chiral HPLC methods known in the art. For example, see chiral HPLC Method disclosed herein. $[M+H]^+ = 369.3$ m/z. Activity: A

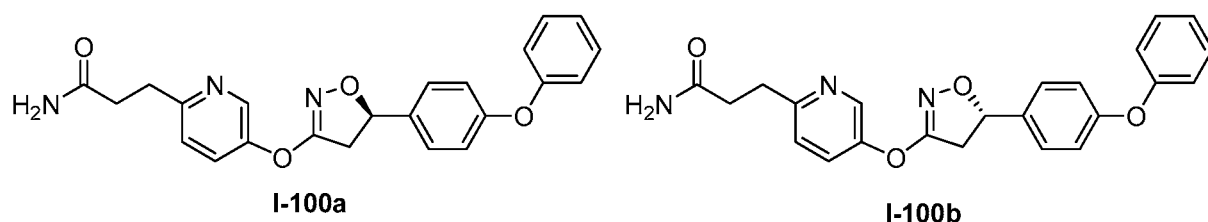
Example 95

**(I-98)**

[00137] 3-(pyridin-3-yloxy)-4,5-dihydroisoxazole **I-98a** and **I-98b** were prepared in 1 step from racemic compound **I-10** and 3-(5-hydroxypyridin-2-yl)propanoic acid methyl ester using Method 5. These compounds can be separated using chiral HPLC methods known in the art. For example, see chiral HPLC Method disclosed herein. $[M+H]^+ = 418.1$ m/z. Activity: A

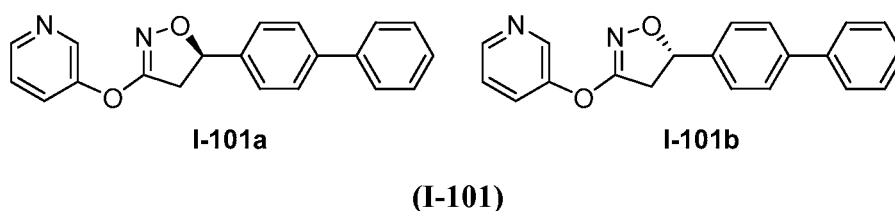
Example 96**(I-99)**

[00138] Racemic 3-(pyridin-3-yloxy)-4,5-dihydroisoxazole **I-98** (1.0 equiv) was dissolved in 1:1 tetrahydrofuran/water (0.06 M) and lithium hydroxide (8.0 equiv) was added. The reaction was allowed to stir at room temperature for 1h after which point the tetrahydrofuran was removed under a stream of nitrogen and the remaining solution was acidified to pH<2 with 1N HCl to provide the desired acid **I-99a** and **I-99b** as a white solid which was isolated via vacuum filtration. These compounds can be separated using chiral HPLC methods known in the art. For example, see chiral HPLC Method disclosed herein. $[M-H]^- = 402.8$ m/z. Activity: A

Example 97**(I-100)**

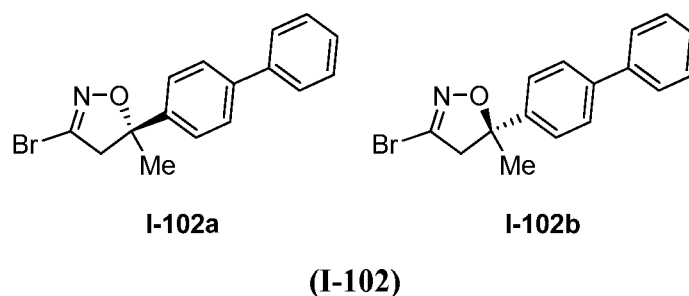
[00139] Racemic compound **I-98** is dissolved in ammonia in methanol (7.0 M in methanol, 0.02 M with respect to isoxazole). The reaction is sealed and allowed to stir at 23 °C for 72 h after which point the solvent and excess ammonia are removed under a stream of nitrogen to provide a light brown solid which is triturated with hexanes to provide the desired amide **I-100a** and **I-100b** as a white solid. These compounds can be separated using chiral HPLC methods known in the art. For example, see chiral HPLC Method disclosed herein. $[M+H]^+ = 404.5$ m/z. Activity: A

Example 98



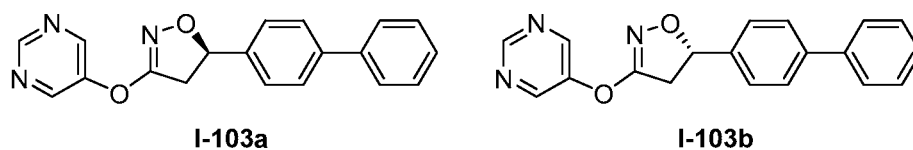
[00140] 3-(pyridin-3-yloxy)-4,5-dihydroisoxazole **I-101a** and **I-101b** were prepared in 1 step from racemic compound **I-9** and 3-hydroxypyridine using Method 5. These compounds can be separated using chiral HPLC methods known in the art. For example, see chiral HPLC Method disclosed herein. $[M+H]^+ = 316.8$ m/z. Activity: A

Example 99

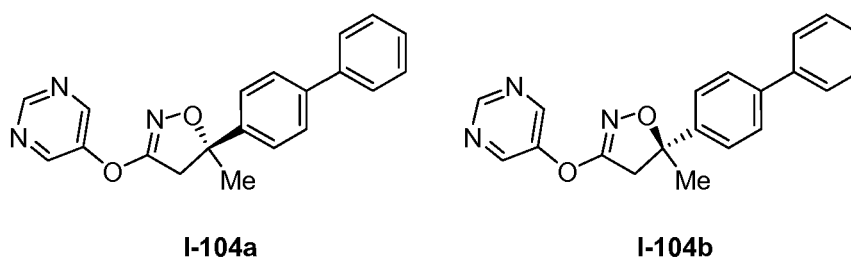


[00141] 3-bromo-4,5-dihydroisoxazole **I-102a** and **I-102b** were prepared in 2 steps starting with alkene formation from 1-(biphenyl-4-yl)ethanone using Method 8 followed by cycloaddition using Method 1. These compounds can be separated using chiral HPLC methods known in the art. For example, see chiral HPLC Method disclosed herein. $[M+H]^+ = 315.7$ m/z. Activity: A

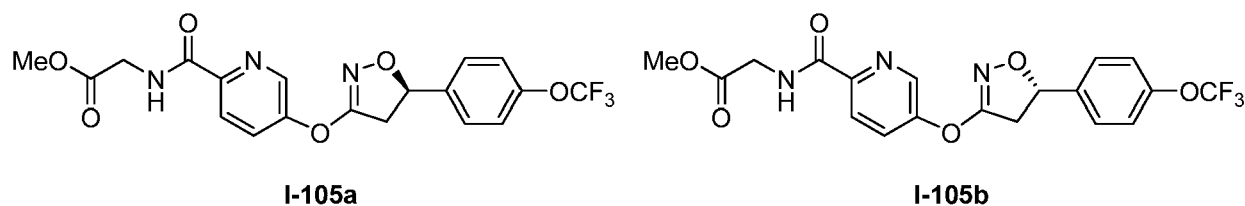
Example 100

**(I-103)**

[00142] 3-(pyrimidin-5-yloxy)-4,5-dihydroisoxazole **I-103a** and **I-103b** were prepared in 1 step from racemic compound **I-9** and 5-hydroxyprimidine using Method 5. These compounds can be separated using chiral HPLC methods known in the art. For example, see chiral HPLC Method disclosed herein. $[M+H]^+ = 318.7$ m/z. Activity: A

Example 101**(I-104)**

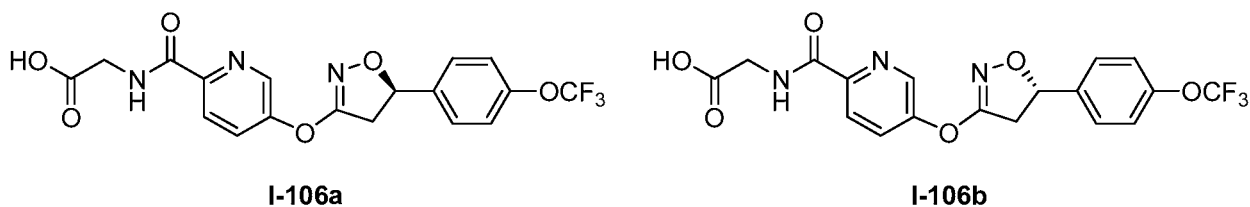
[00143] 3-(pyrimidin-5-yloxy)-4,5-dihydroisoxazole **I-104a** and **I-104b** were prepared in 1 step from racemic compound **I-102** and 5-hydroxyprimidine using Method 5. These compounds can be separated using chiral HPLC methods known in the art. For example, see chiral HPLC Method disclosed herein. $[M+H]^+ = 332.6$ m/z. Activity: A

Example 102**(I-105)**

[00144] Racemic 3-(pyridin-3-yloxy)-4,5-dihydroisoxazole **I-97** (1.0 equiv) was dissolved in methylene chloride (0.03 M with respect to isoxazole). Thionyl chloride is added (2.0 equiv) and the reaction was stirred for 1h at room temperature after which point it was concentrated under vacuum to a beige solid which was azeotroped with toluene (2x). The resultant solid was

redissolved in tetrahydrofuran (0.03 M with respect to isoxazole) after which glycine methyl ester (1.5 equiv) was added followed by triethylamine (3.0 equiv). The reaction was stirred for 1h at room temperature after which point it was transferred to a separatory funnel with excess water and ethyl acetate. The organic layer was then washed with saturated NaHCO₃ solution and brine, dried over magnesium sulfate and concentrated under vacuum to provide crude material which was purified using flash silica gel chromatography (ethyl acetate/hexanes) to provide amide **I-105a** and **I-105b** as a white solid. These compounds can be separated using chiral HPLC methods known in the art. For example, see chiral HPLC Method disclosed herein. [M-H]⁻ = 437.5 m/z. Activity: A

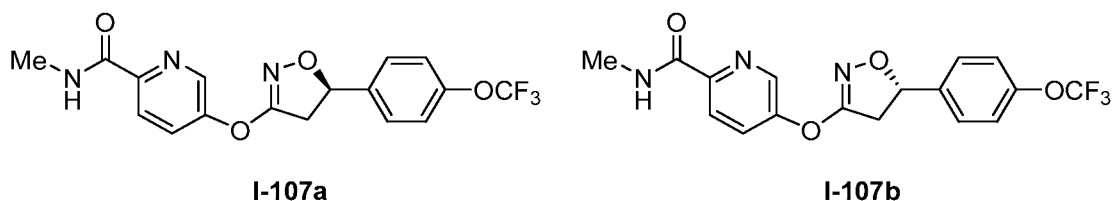
Example 103



(I-106)

[00145] Racemic 3-(pyridin-3-yloxy)-4,5-dihydroisoxazole **I-105** (1.0 equiv) was dissolved in 1:1 tetrahydrofuran/water (0.06 M) and lithium hydroxide (8.0 equiv) was added. The reaction was allowed to stir at room temperature for 1h after which point the tetrahydrofuran was removed under a stream of nitrogen and the remaining solution was acidified to pH<2 with 1N HCl to provide the desired acid **I-106a** and **I-106b** as a white solid which was isolated via vacuum filtration. These compounds can be separated using chiral HPLC methods known in the art. For example, see chiral HPLC Method disclosed herein. [M-H]⁻ = 423.7 m/z. Activity: A

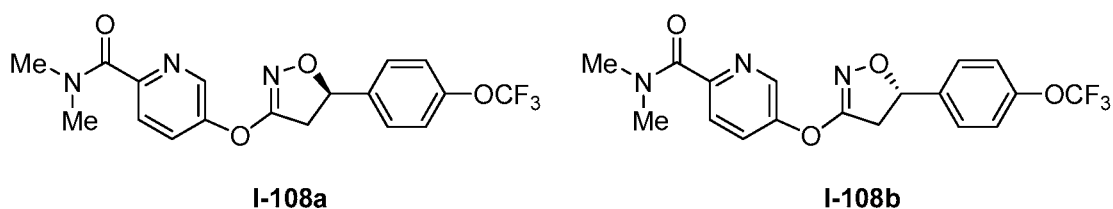
Example 104



(I-107)

[00146] 3-(pyridin-3-yloxy)-4,5-dihydroisoxazole **I-107a** and **I-107b** were prepared in using the analogous procedure as Example 102 except that methylamine was used in the place of glycine methyl ester. These compounds can be separated using chiral HPLC methods known in the art. For example, see chiral HPLC Method disclosed herein. $[M+H]^+ = 382.5$ m/z. Activity: A

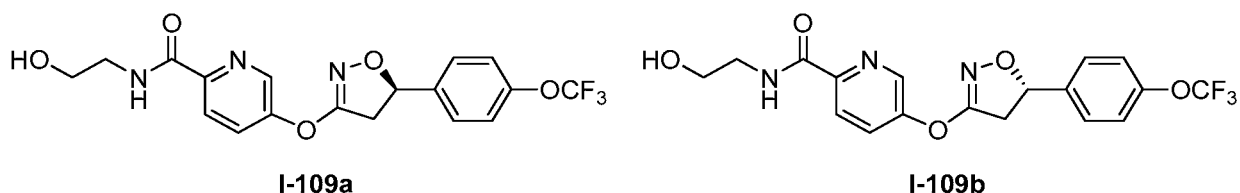
Example 105



(I-108)

[00147] 3-(pyridin-3-yloxy)-4,5-dihydroisoxazole **I-108a** and **I-108b** were prepared in using the analogous procedure as Example 102 except that dimethylamine was used in the place of glycine methyl ester. These compounds can be separated using chiral HPLC methods known in the art. For example, see chiral HPLC Method disclosed herein. $[M+H]^+ = 396.6$ m/z. Activity: B

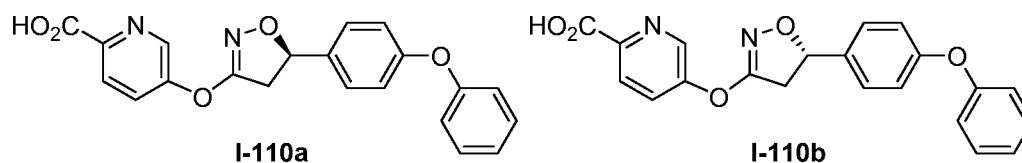
Example 106



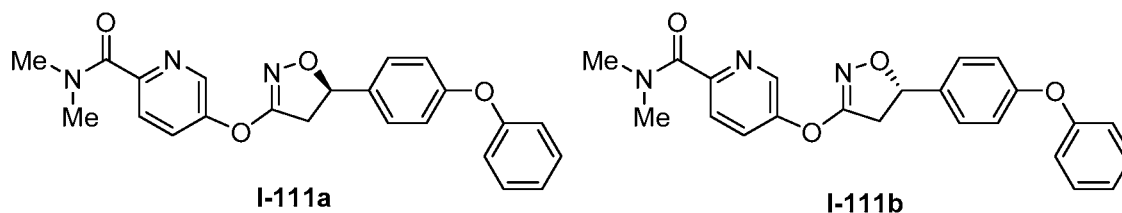
(I-109)

[00148] 3-(pyridin-3-yloxy)-4,5-dihydroisoxazole **I-109a** and **I-109b** were prepared in using the analogous procedure as Example 102 except that ethanolamine was used in the place of glycine methyl ester. These compounds can be separated using chiral HPLC methods known in the art. For example, see chiral HPLC Method disclosed herein. $[M-H]^- = 409.9$ m/z. Activity: A

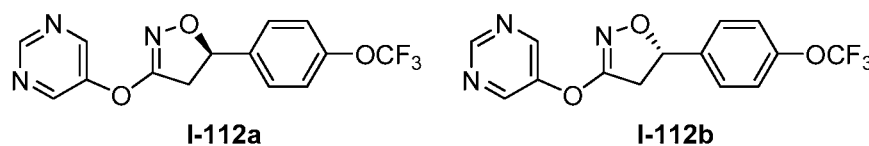
Example 107

**(I-110)**

[00149] Racemic 3-(pyridin-3-yloxy)-4,5-dihydroisoxazole **I-67** (1.0 equiv) was dissolved in 1:1 tetrahydrofuran/water (0.06 M) and lithium hydroxide (8.0 equiv) was added. The reaction was allowed to stir at room temperature for 1h after which point the tetrahydrofuran was removed under a stream of nitrogen and the remaining solution was acidified to pH<2 with 1N HCl to provide the desired acid **I-110a** and **I-110b** as a white solid which was isolated via vacuum filtration. These compounds can be separated using chiral HPLC methods known in the art. For example, see chiral HPLC Method disclosed herein. $[M+H]^+ = 376.5$ m/z. Activity: A

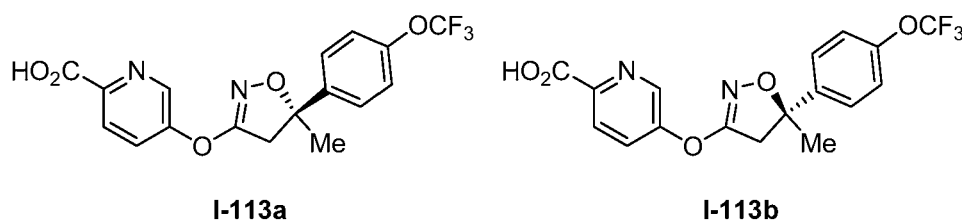
Example 108**(I-111)**

[00150] Racemic 3-(pyridin-3-yloxy)-4,5-dihydroisoxazole **I-67** is dissolved in dimethylamine in methanol (2.0 M in tetrahydrofuran, 0.02 M with respect to isoxazole). The reaction is sealed and allowed to stir at 23 °C for 72 h after which point the solvent and excess dimethylamine are removed under a stream of nitrogen to provide a light brown solid which is triturated with hexanes to provide the desired amide **I-111a** and **I-111b** as a white solid. These compounds can be separated using chiral HPLC methods known in the art. For example, see chiral HPLC Method disclosed herein. $[M+H]^+ = 405.1$ m/z. Activity: A

Example 109**(I-112)**

[00151] 3-(pyrimidin-5-yloxy)-4,5-dihydroisoxazole **I-112a** and **I-112b** were prepared in 1 step from racemic compound **I-14** and 5-hydroxypyrimidine using Method 5. These compounds can be separated using chiral HPLC methods known in the art. For example, see chiral HPLC Method disclosed herein. Activity: A

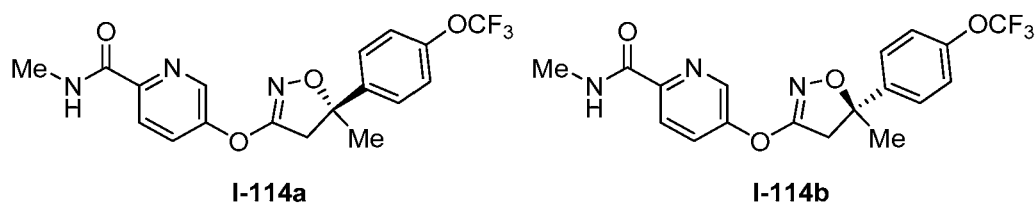
Example 110



(I-113)

[00152] 3-(pyridin-3-yloxy)-4,5-dihydroisoxazole **I-113a** and **I-113b** were prepared in 2 steps from racemic compound **I-75** and 5-hydroxypicolinic acid methyl ester using Method 5 followed by hydrolysis under the same conditions as in example 94. These compounds can be separated using chiral HPLC methods known in the art. For example, see chiral HPLC Method disclosed herein. $[M-H]^- = 380.7$ m/z. Activity: A

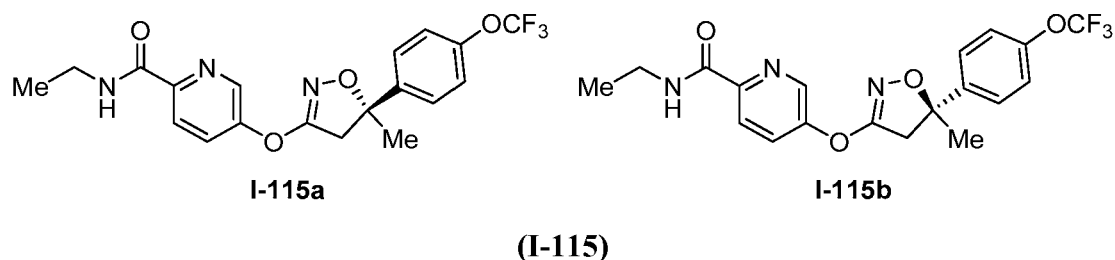
Example 111



(I-114)

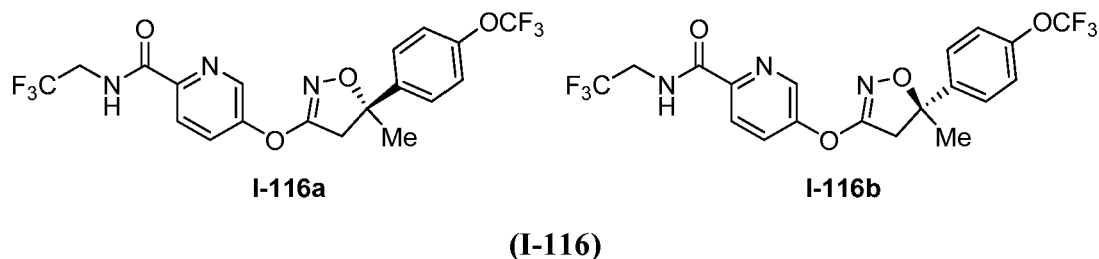
[00153] 3-(pyridin-3-yloxy)-4,5-dihydroisoxazole **I-114a** and **I-114b** were prepared from racemic compound **I-113** by using the analogous procedure as Example 102 except that methylamine (2.0M in tetrahydrofuran) was used in the place of glycine methyl ester. These compounds can be separated using chiral HPLC methods known in the art. For example, see chiral HPLC Method disclosed herein. $[M+H]^+ = 396.4$ m/z. Activity: A

Example 112



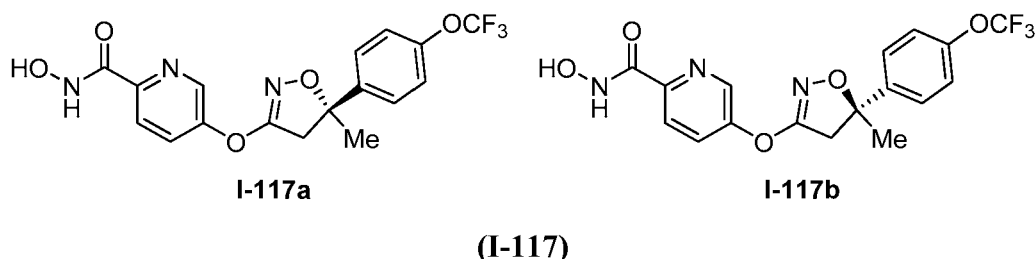
[00154] 3-(pyridin-3-yloxy)-4,5-dihydroisoxazole **I-115a** and **I-115b** were prepared from racemic compound **I-113** by using the analogous procedure as Example 102 except that ethylamine was used in the place of glycine methyl ester. These compounds can be separated using chiral HPLC methods known in the art. For example, see chiral HPLC Method disclosed herein. $[M+H]^+ = 411.1$ m/z. Activity: A

Example 113



[00155] 3-(pyridin-3-yloxy)-4,5-dihydroisoxazole **I-116a** and **I-116b** were prepared from racemic compound **I-113** by using the analogous procedure as Example 102 except that trifluoroethylamine was used in the place of glycine methyl ester. These compounds can be separated using chiral HPLC methods known in the art. For example, see chiral HPLC Method disclosed herein. $[M-H]^- = 461.7$ m/z. Activity: B

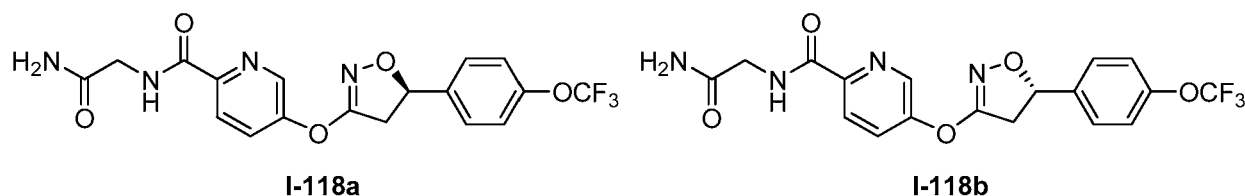
Example 114



[00156] 3-(pyridin-3-yloxy)-4,5-dihydroisoxazole **I-117a** and **I-117b** were prepared from racemic compound **I-113** by using the analogous procedure as Example 102 except that

hydroxylamine hydrochloride was used in the place of glycine methyl ester. These compounds can be separated using chiral HPLC methods known in the art. For example, see chiral HPLC Method disclosed herein. $[M+H]^+ = 398.4$ m/z. Activity: A

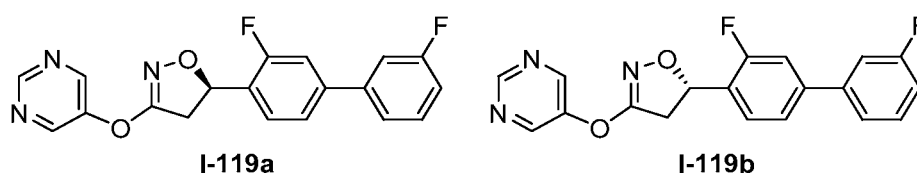
Example 115



(I-118)

[00157] Racemic 3-(pyridin-3-yloxy)-4,5-dihydroisoxazole **I-105** is dissolved in ammonia in methanol (7.0 M in methanol, 0.02 M with respect to isoxazole). The reaction is sealed and allowed to stir at 23 °C for 72 h after which point the solvent and excess ammonia are removed under a stream of nitrogen to provide a light brown solid which is triturated with hexanes to provide desired amide **I-118a** and **I-118b** as a white solid. These compounds can be separated using chiral HPLC methods known in the art. For example, see chiral HPLC Method disclosed herein. $[M+H]^+ = 325.1$ m/z. Activity: B

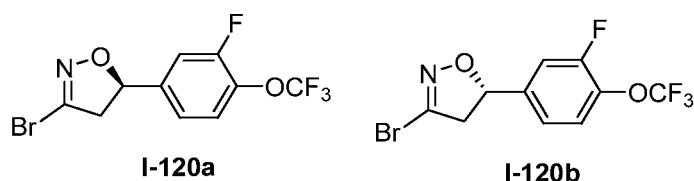
Example 116



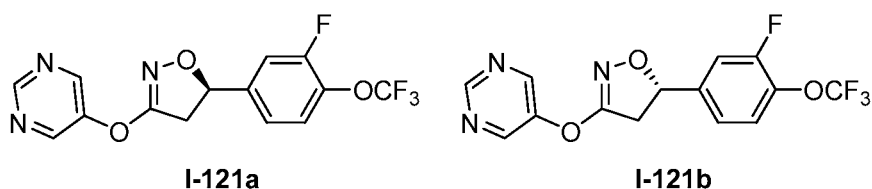
(I-119)

[00158] 3-(pyrimidin-5-yloxy)-4,5-dihydroisoxazole **I-119a** and **I-119b** was synthesized in three steps starting with the conversion of 4-bromo-3,3'-difluorobiphenyl to its corresponding alkene using Method 9 followed by cycloaddition using Method 1 followed by displacement with 5-hydroxyprimidine using Method 5. These compounds can be separated using chiral HPLC methods known in the art. For example, see chiral HPLC Method disclosed herein. $[M+H]^+ = 354.3$ m/z. Activity: A

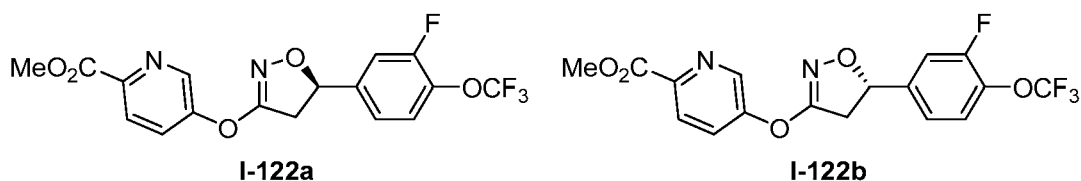
Example 117

**(I-120)**

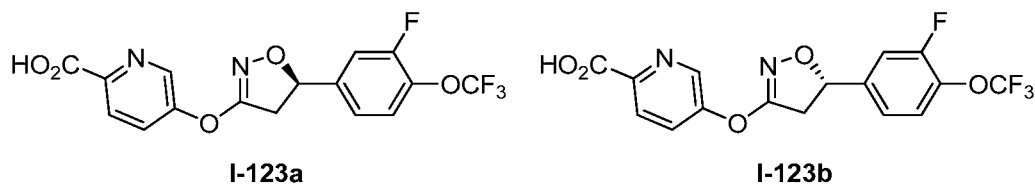
[00159] 3-bromo-4,5-dihydroisoxazole **I-120a** and **I-120b** were prepared in 2 steps starting with alkene formation from 3-fluoro-4-(trifluoromethoxy)benzaldehyde using Method 8 followed by cycloaddition using Method 1. These compounds can be separated using chiral HPLC methods known in the art. For example, see chiral HPLC Method disclosed herein. $[M+H]^+ = 327.5$ m/z. Activity: A

Example 118**(I-121)**

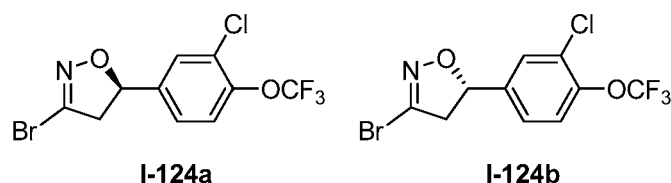
[00160] 3-(pyrimidin-5-yloxy)-4,5-dihydroisoxazole **I-121a** and **I-121b** were prepared in 1 step from racemic compound **I-120** and 5-hydroxypyrimidine using Method 5. These compounds can be separated using chiral HPLC methods known in the art. For example, see chiral HPLC Method disclosed herein. $[M+H]^+ = 344.1$ m/z. Activity: A

Example 119**(I-122)**

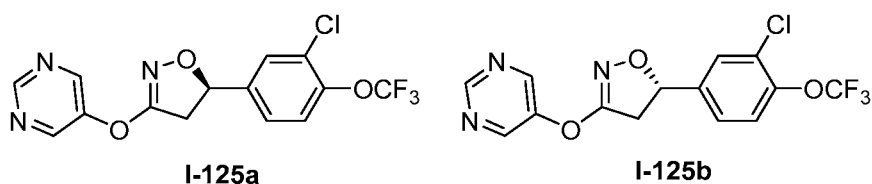
[00161] 3-(pyridin-3-yloxy)-4,5-dihydroisoxazole **I-122a** and **I-122b** was prepared in 1 step from racemic compound **I-120** and 5-hydroxypicolinic acid methyl ester using Method 5. These compounds can be separated using chiral HPLC methods known in the art. For example, see chiral HPLC Method disclosed herein. $[M+H]^+ = 400.3$ m/z. Activity: A

Example 120**(I-123)**

[00162] Racemic 3-(pyridin-3-yloxy)-4,5-dihydroisoxazole **I-122** (1.0 equiv) was dissolved in 1:1 tetrahydrofuran/water (0.06 M) and lithium hydroxide (8.0 equiv) was added. The reaction was allowed to stir at room temperature for 1h after which point the tetrahydrofuran was removed under a stream of nitrogen and the remaining solution was acidified to pH<2 with 1N HCl to provide the desired acid **I-123a** and **I-123b** as a white solid which was isolated via vacuum filtration. These compounds can be separated using chiral HPLC methods known in the art. For example, see chiral HPLC Method disclosed herein. $[M+H]^+ = 386.3$ m/z. Activity: A

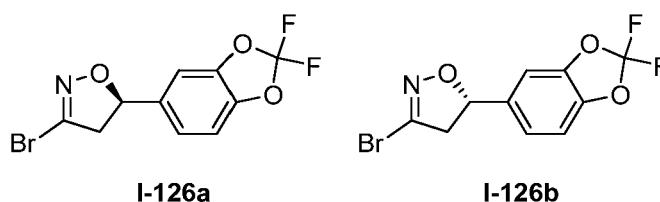
Example 121**(I-124)**

[00163] 3-bromo-4,5-dihydroisoxazole **I-124a** and **I-124b** were prepared in 2 steps starting with alkene formation from 3-chloro-4-(trifluoromethoxy)benzaldehyde using Method 8 followed by cycloaddition using Method 1. These compounds can be separated using chiral HPLC methods known in the art. For example, see chiral HPLC Method disclosed herein. $[M+H]^+ = 345.5$ m/z. Activity: A

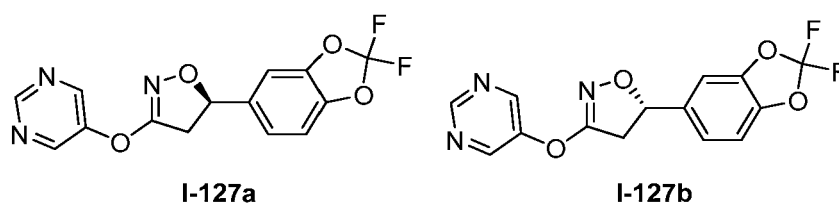
Example 122

(I-125)

[00164] 3-(pyridin-3-yloxy)-4,5-dihydroisoxazole **I-125a** and **I-125b** were prepared in 1 step from racemic compound **I-124** and 5-hydroxypyrimidine using Method 5. These compounds can be separated using chiral HPLC methods known in the art. For example, see chiral HPLC Method disclosed herein. $[M+H]^+ = 359.7$ m/z. Activity: A

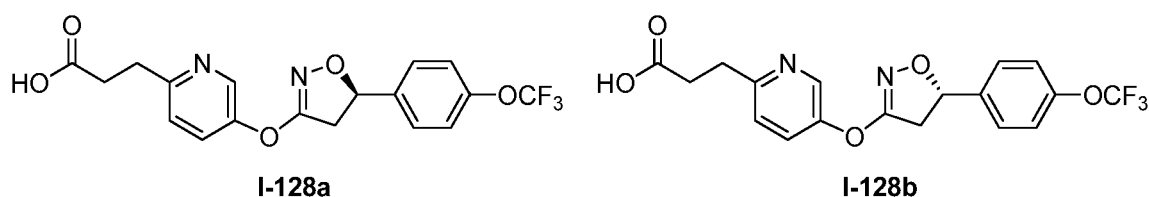
Example 123**(I-126)**

[00165] 3-bromo-4,5-dihydroisoxazole **I-126a** and **I-126b** were prepared in 2 steps starting with alkene formation from 2,2-difluoro-1,3-benzodioxole-5-carboxaldehyde using Method 8 followed by cycloaddition using Method 1. These compounds can be separated using chiral HPLC methods known in the art. For example, see chiral HPLC Method disclosed herein. $[M+H]^+ = 305.6$ m/z. Activity: A

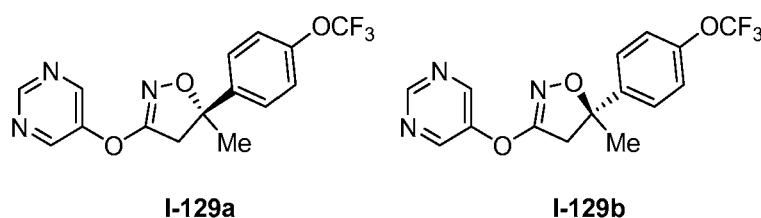
Example 124**(I-127)**

[00166] 3-(pyridin-3-yloxy)-4,5-dihydroisoxazole **I-127a** and **I-127b** were prepared in 1 step from racemic compound **I-126** and 5-hydroxypyrimidine using Method 5. These compounds can be separated using chiral HPLC methods known in the art. For example, see chiral HPLC Method disclosed herein. $[M+H]^+ = 321.8$ m/z. Activity: B

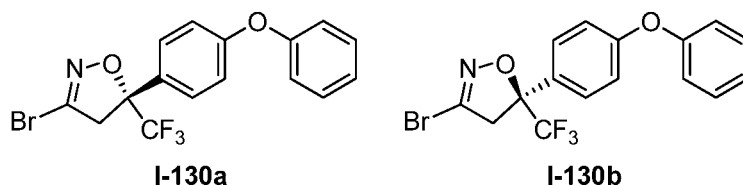
Example 125

**(I-128)**

[00167] 3-(pyridin-3-yloxy)-4,5-dihydroisoxazole **I-128a** and **I-128b** were prepared in analogous fashion to compound **I-99** in Example 96 except that racemic compound **I-14** was used as starting material in place of racemic compound **I-10**. These compounds can be separated using chiral HPLC methods known in the art. For example, see chiral HPLC Method disclosed herein. $[M+H]^+ = 398.2$ m/z. Activity: A

Example 126**(I-129)**

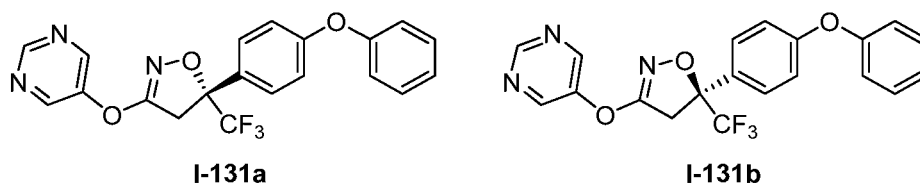
[00168] 3-(pyrimidin-5-yloxy)-4,5-dihydroisoxazole **I-129a** and **I-129b** were prepared in 1 step from racemic compound **I-75** and 5-hydroxypyrimidine using Method 5. These compounds can be separated using chiral HPLC methods known in the art. For example, see chiral HPLC Method disclosed herein. $[M+H]^+ = 339.8$ m/z. Activity: A

Example 127**(I-130)**

[00169] 3-bromo-4,5-dihydroisoxazole **I-130a** and **I-130b** were prepared in 2 steps starting with the coupling between 4-phenoxyphenylboronic acid and 2-bromo-3,3,3-trifluoroprop-1-ene as follows: A solution of toluene (0.25 M with respect to boronic acid) is cooled to 0 °C in a

sealed tube after which point 2-bromo-3,3,3-trifluoroprop-1-ene (0.83 equiv) is added followed by palladium tetrakis (2.5 mol%). The mixture is purged with Ar after which point a 2.0 M solution of sodium carbonate (1.5 equiv) is added followed by the boronic acid (1.0 equiv) in methanol (1.0 M with respect to boronic acid). The mixture was purged a second time with Ar after which point it was heated to 70 °C in an oil bath for 20h. The reaction was allowed to cool after which it was transferred to a separatory funnel with excess water and ethyl acetate, washed with a 2.0M solution of sodium carbonate (1x) and water (2x). The organic layer was dried and concentrated to provide a black oil which was purified by flash silica gel chromatography (ethyl acetate/hexanes) to provide the desired alkene as an oil in 35% yield which was converted directly to the desired racemic 3-bromo-4,5-dihydroisoxazole **I-130** using Method 1. These compounds can be separated using chiral HPLC methods known in the art. For example, see chiral HPLC Method disclosed herein. $[M+H]^+ = 385.6$ m/z. Activity: B

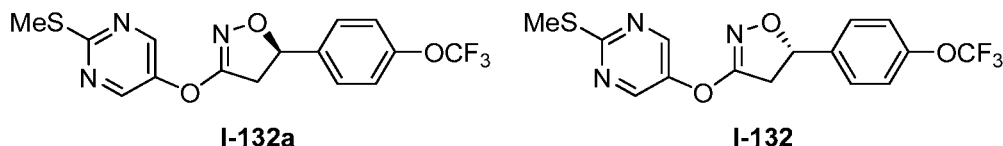
Example 128



(I-131)

[00170] 3-(pyrimidin-5-yloxy)-4,5-dihydroisoxazole **I-131a** and **I-131b** were prepared in 1 step from racemic compound **I-130** and 5-hydroxypyrimidine using Method 5. These compounds can be separated using chiral HPLC methods known in the art. For example, see chiral HPLC Method disclosed herein. $[M+H]^+ = 401.4$ m/z. Activity: A

Example 129

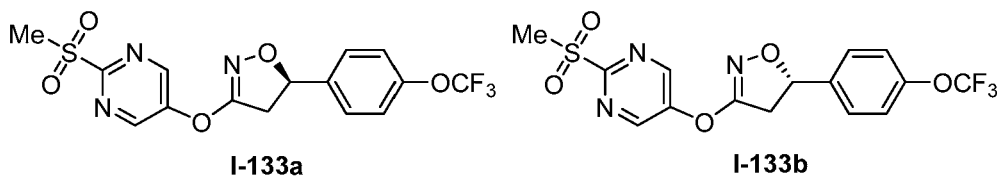


(I-132)

[00171] 3-(pyrimidin-5-yloxy)-4,5-dihydroisoxazole **I-132a** and **I-132b** were prepared in 1 step from racemic compound **I-14** and 2-(methylthio)pyrimidin-5-ol using Method 5 after 2-

(methylthio)pyrimidin-5-ol is first prepared from 2-(methylthio)pyrimidin-5-ylboronic acid using Method 11. These compounds can be separated using chiral HPLC methods known in the art. For example, see chiral HPLC Method disclosed herein. $[M+H]^+ = 372.2$ m/z. Activity: B

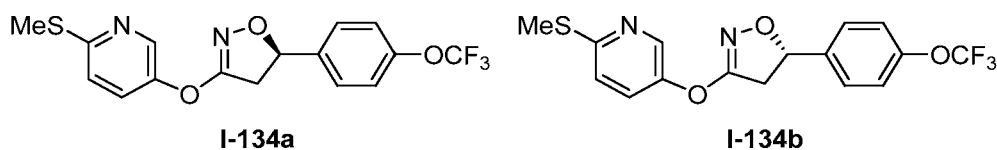
Example 130



(I-133)

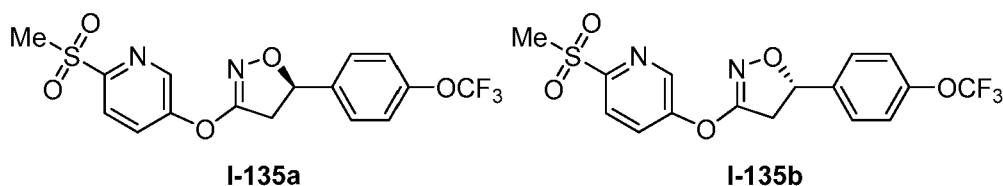
[00172] Racemic 3-(pyrimidin-5-yloxy)-4,5-dihydroisoxazole **I-132** was dissolved in methylene chloride (0.5 M with respect to isoxazole) after which point *m*-chloroperbenzoic acid (2.0 equiv) was added in 1 portion and the reaction was allowed to stir at room temperature for 1h. After the reaction was determined to be complete by LC/MS, the solvent was evaporated. The crude mixture was then redissolved in *tert*-butylmethyl ether (.5 M) after which hexane was slowly added until a solid precipitated. The solid was then collected via vacuum filtration and washed with 1:1 hexanes/ *tert*-butylmethyl ether to provide the desired 3-(pyridin-3-yloxy)-4,5-dihydroisoxazole **I-133a** and **I-133b** as a white solid. These compounds can be separated using chiral HPLC methods known in the art. For example, see chiral HPLC Method disclosed herein. $[M+H]^+ = 404.1$ m/z. Activity: A

Example 131

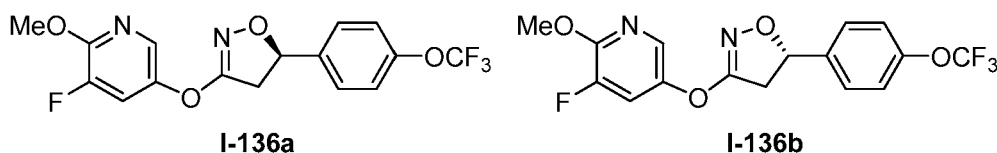


(I-134)

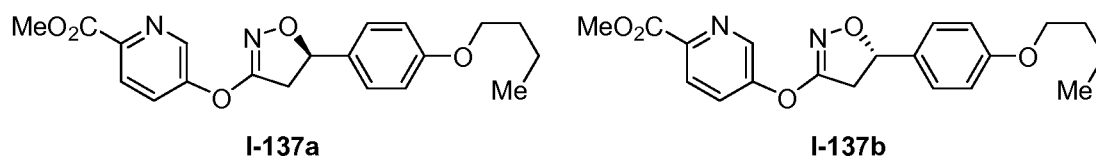
[00173] 3-(pyridin-3-yloxy)-4,5-dihydroisoxazole **I-134a** and **I-134b** were prepared in 1 step from racemic compound **I-14** and 6-(methylthio)pyridin-3-ol using Method 5 after 6-(methylthio)pyridin-3-ol is first prepared from 6-(methylthio)pyridin-3-ylboronic acid using Method 11. These compounds can be separated using chiral HPLC methods known in the art. For example, see chiral HPLC Method disclosed herein. $[M+H]^+ = 372.4$ m/z. Activity: A

Example 132**(I-135)**

[00174] 3-(pyridin-3-yloxy)-4,5-dihydroisoxazole **I-135a** and **I-135b** were prepared from **I-134** in analogous fashion to compound **I-133** in example 130. These compounds can be separated using chiral HPLC methods known in the art. For example, see chiral HPLC Method disclosed herein. $[M+H]^+ = 403.2$ m/z. Activity: A

Example 133**(I-136)**

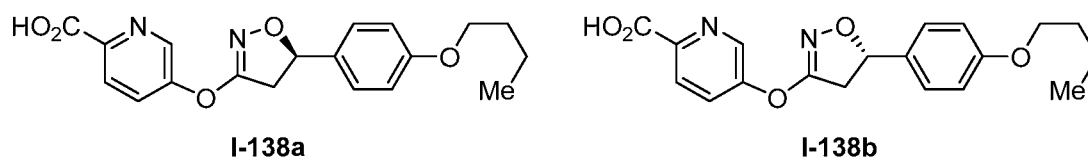
[00175] 3-(pyridin-3-yloxy)-4,5-dihydroisoxazole **I-136a** and **I-136b** were prepared in 1 step from racemic compound **I-14** and 5-fluoro-6-methoxypyridin-3-ol using Method 5 after 5-fluoro-6-methoxypyridin-3-ol is first prepared from 5-fluoro-6-methoxypyridin-3-boronic acid using Method 11. These compounds can be separated using chiral HPLC methods known in the art. For example, see chiral HPLC Method disclosed herein. $[M+H]^+ = 373.4$ m/z. Activity: B

Example 134**(I-137)**

[00176] 3-(pyridin-3-yloxy)-4,5-dihydroisoxazole **I-137a** and **I-137b** were prepared in 3 steps from 4-butoxybenzaldehyde using Method 8 followed by cycloaddition using Method 1. The resulting bromo-4,5-dihydroisoxazole was reacted with 5-hydroxypicolinic acid methyl

ester using Method 5. These compounds can be separated using chiral HPLC methods known in the art. For example, see chiral HPLC Method disclosed herein. $[M+H]^+ = 370.1$ m/z. Activity: A

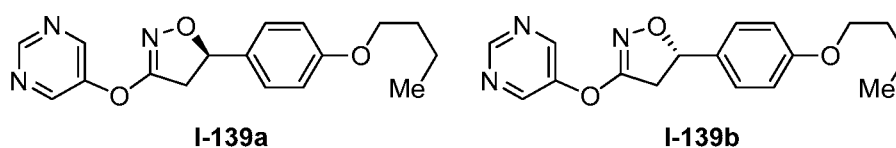
Example 135



(I-138)

[00177] 3-(pyridin-3-yloxy)-4,5-dihydroisoxazole **I-138a** and **I-138b** were prepared in 1 step from compound **I-137** using the analogous hydrolysis conditions as in Example 94. These compounds can be separated using chiral HPLC methods known in the art. For example, see chiral HPLC Method disclosed herein. $[M+H]^+ = 357.7$ m/z. Activity: A

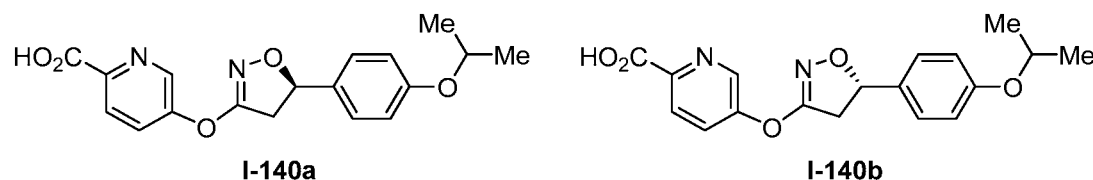
Example 136



(I-139)

[00178] 3-(pyrimidin-5-yloxy)-4,5-dihydroisoxazole **I-139a** and **I-139b** was prepared in 3 steps from 4-butoxybenzaldehyde using Method 8 followed by cycloaddition using Method 1. The resulting bromo-4,5-dihydroisoxazole was reacted with 5-hydroxypyrimidine using Method 5. These compounds can be separated using chiral HPLC methods known in the art. For example, see chiral HPLC Method disclosed herein. $[M+H]^+ = 314.9$ m/z. Activity: A

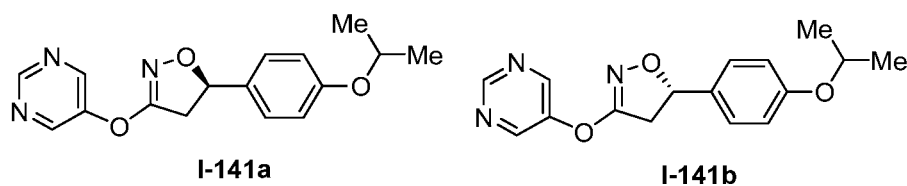
Example 137



(I-140)

[00179] 3-(pyridin-3-yloxy)-4,5-dihydroisoxazole **I-140a** and **I-140b** were prepared in 4 steps from 4-*iso*-propoxybenzaldehyde using Method 8 followed by cycloaddition using Method 1. The resulting bromo-4,5-dihydroisoxazole was reacted with 5-hydroxypicolinic acid methyl ester using Method 5 followed by hydrolysis using the analogous conditions as in Example 94. These compounds can be separated using chiral HPLC methods known in the art. For example, see chiral HPLC Method disclosed herein. $[M+H]^+ = 343.5$ m/z. Activity: A

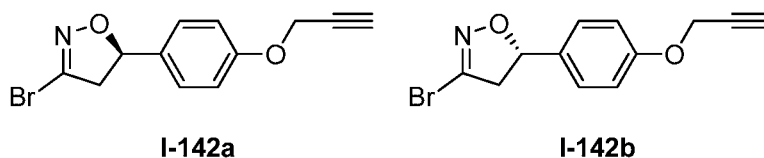
Example 138



(I-141)

[00180] 3-(pyrimidin-5-yloxy)-4,5-dihydroisoxazole **I-141a** and **I-141b** were prepared in 3 steps from 4-*iso*-propoxybenzaldehyde using Method 8 followed by cycloaddition using Method 1. The resulting bromo-4,5-dihydroisoxazole was reacted with 5-hydroxypyrimidine using Method 5. These compounds can be separated using chiral HPLC methods known in the art. For example, see chiral HPLC Method disclosed herein. $[M+H]^+ = 299.3$ m/z. Activity: A

Example 139

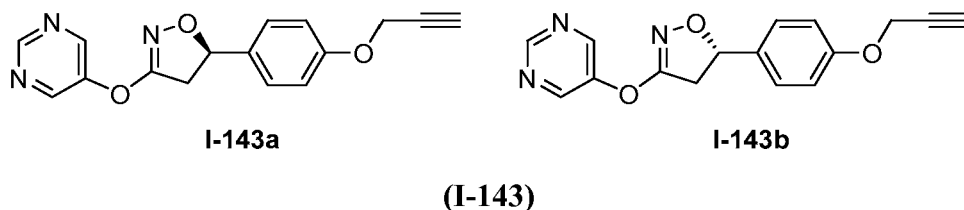


(I-142)

[00181] 3-bromo-4,5-dihydroisoxazole **I-142a** and **I-142b** were prepared in 3 steps from 4-vinylphenyl acetate using the cycloaddition conditions in Method 1. The resulting acetate is dissolved in tetrahydrofuran (1.0 equiv, 0.18 M with respect to bromoisoxazole) and cooled to 0 °C in an ice bath. Lithium hydroxide (3.0 equiv, 1.0 M in water) is added and the reaction is allowed to stir for 30 min after which point it was transferred to a separatory funnel with excess water and ethyl acetate. The organic layer was extracted with saturated ammonium chloride, dried over sodium sulfate and evaporated to provide the desired phenol in quantitative yield.

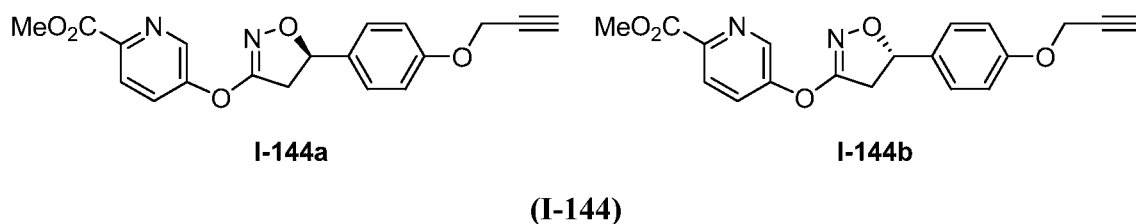
which was used directly. The phenol (1.00 equiv) was dissolved in acetonitrile (0.20 M with respect to starting material) and cooled to 0 °C in an ice bath. Propargyl bromide (2.0 equiv) was added followed by cesium carbonate (3.0 equiv). The reaction was allowed to stir for 2h after which it was quenched with saturated ammonium chloride and transferred to a separatory funnel with excess water and ethyl acetate. The organic layer was dried over sodium sulfate and evaporated to provide the desired racemic alkyne **I-142** which was purified by flash silica gel chromatography (ethyl acetate/hexanes) to provide the desired racemic compound in 70% yield. These compounds can be separated using chiral HPLC methods known in the art. For example, see chiral HPLC Method disclosed herein. $[M+H]^+ = 279.7$ m/z. Activity: A

Example 140



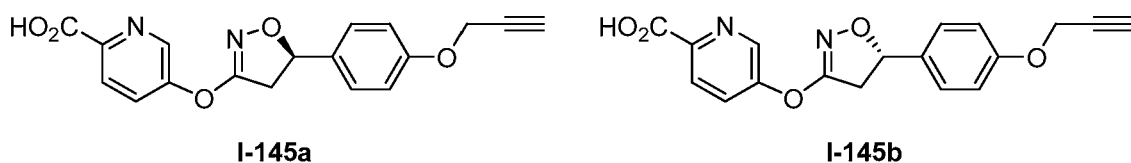
[00182] 3-(pyrimidin-5-yloxy)-4,5-dihydroisoxazole **I-143a** and **I-143b** were prepared in 1 step from racemic compound **I-142** and 5-hydroxypyrimidine using Method 5. These compounds can be separated using chiral HPLC methods known in the art. For example, see chiral HPLC Method disclosed herein. $[M+H]^+ = 296.5$ m/z. Activity: B

Example 141

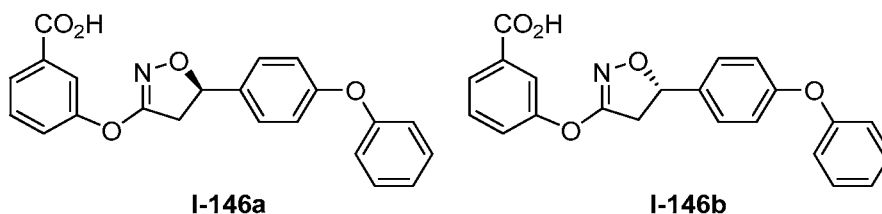


[00183] 3-(pyridin-3-yloxy)-4,5-dihydroisoxazole **I-144a** and **I-144b** were prepared in 1 step from racemic compound **I-142** and 5-hydroxypicolinic acid methyl ester using Method 5. These compounds can be separated using chiral HPLC methods known in the art. For example, see chiral HPLC Method disclosed herein. $[M+H]^+ = 353.5$ m/z. Activity: A

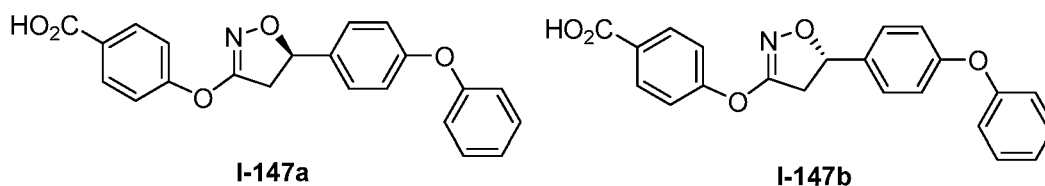
Example 142

**(I-145)**

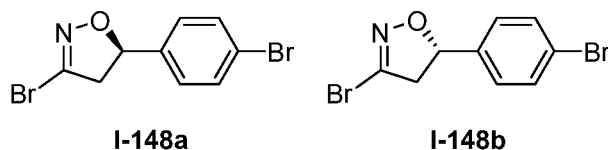
[00184] 3-(pyridin-3-yloxy)-4,5-dihydroisoxazole **I-145a** and **I-145b** were prepared in 1 step from racemic compound **I-144** using the analogous hydrolysis conditions as in Example 94. These compounds can be separated using chiral HPLC methods known in the art. For example, see chiral HPLC Method disclosed herein. $[M+H]^+ = 338.8$ m/z. Activity: A

Example 143**(I-146)**

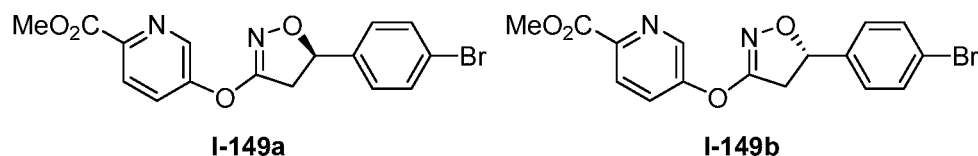
[00185] 3-phenoxy-4,5-dihydroisoxazole **I-146a** and **I-146b** were prepared in 1 step from racemic compound **I-61** using the analogous hydrolysis conditions as in Example 94. These compounds can be separated using chiral HPLC methods known in the art. For example, see chiral HPLC Method disclosed herein. $[M-H]^- = 376.2$ m/z. Activity: B

Example 144**(I-147)**

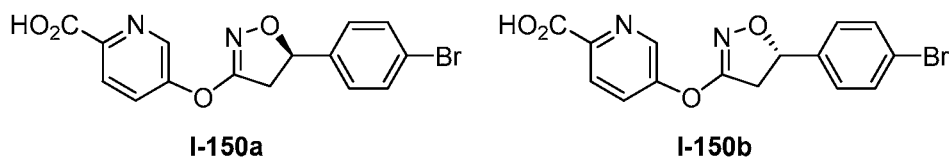
[00186] 3-phenoxy-4,5-dihydroisoxazole **I-147a** and **I-147b** were prepared in 1 step from racemic compound **I-62** using the analogous hydrolysis conditions as in Example 94. These compounds can be separated using chiral HPLC methods known in the art. For example, see chiral HPLC Method disclosed herein. $[M+H]^+ = 375.7$ m/z. Activity: A

Example 145**(I-148)**

[00187] 3-bromo-4,5-dihydroisoxazole **I-148a** and **I-148b** were prepared in 1 step from 1-bromo-4-vinylbenzene using Method 1. These compounds can be separated using chiral HPLC methods known in the art. For example, see chiral HPLC Method disclosed herein. $[M+H]^+ = 350.5$ m/z. Activity: A

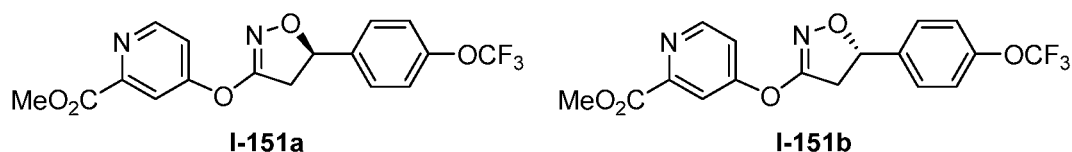
Example 146**(I-149)**

[00188] 3-(pyridin-3-yloxy)-4,5-dihydroisoxazole **I-149a** and **I-149b** were prepared in 1 step from racemic compound **I-148** and 5-hydroxypicolinic acid methyl ester using Method 5. These compounds can be separated using chiral HPLC methods known in the art. For example, see chiral HPLC Method disclosed herein. $[M-H]^- = 378.4$ m/z. Activity: A

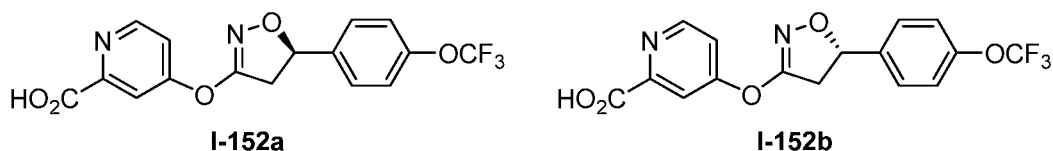
Example 147**(I-150)**

[00189] 3-(pyridin-3-yloxy)-4,5-dihydroisoxazole **I-150a** and **I-150b** were prepared in 1 step from racemic compound **I-149** using the analogous hydrolysis conditions as in Example 94. These compounds can be separated using chiral HPLC methods known in the art. For example, see chiral HPLC Method disclosed herein. $[M+H]^+ = 362.6$ m/z. Activity: A

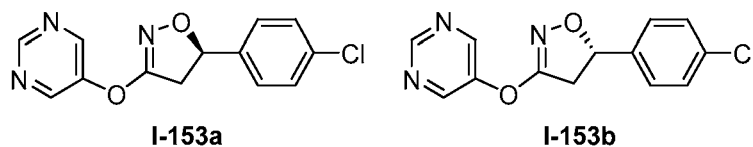
Example 148

**(I-151)**

[00190] 3-(pyridin-3-yloxy)-4,5-dihydroisoxazole **I-151a** and **I-151b** were prepared in 1 step from racemic compound **I-14** and 4-hydroxypicolinic acid methyl ester using Method 5. These compounds can be separated using chiral HPLC methods known in the art. For example, see chiral HPLC Method disclosed herein. $[M+H]^+ = 384.2$ m/z. Activity: A

Example 149**(I-152)**

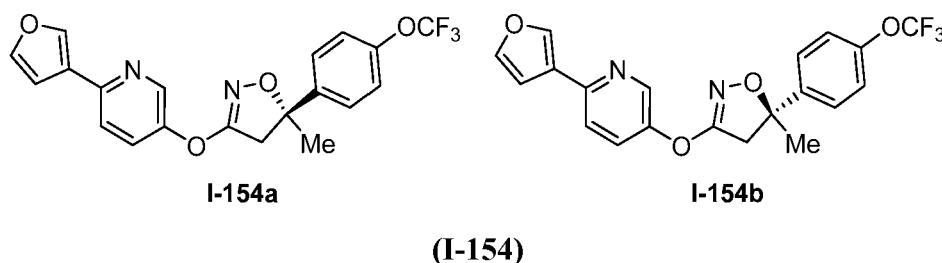
[00191] Racemic 3-(pyridin-3-yloxy)-4,5-dihydroisoxazole **I-151** (1.0 equiv) was dissolved in 1:1 tetrahydrofuran/water (0.06 M) and lithium hydroxide (8.0 equiv) was added. The reaction was allowed to stir at room temperature for 1h after which point the tetrahydrofuran was removed under a stream of nitrogen and the remaining solution was acidified to pH<2 with 1N HCl to provide the desired acid **I-152a** and **I-152b** as a white solid which was isolated via vacuum filtration. These compounds can be separated using chiral HPLC methods known in the art. For example, see chiral HPLC Method disclosed herein. $[M-H]^- = 368.9$ m/z. Activity: A

Example 150**(I-153)**

[00192] 3-(pyrimidin-5-yloxy)-4,5-dihydroisoxazole **I-153a** and **I-153b** were prepared in 2 steps 1-chloro-4-vinylbenzene using Method 1. The resulting bromo-4,5-dihydroisoxazole was reacted with 5-hydroxypyrimidine using Method 5. These compounds can be separated

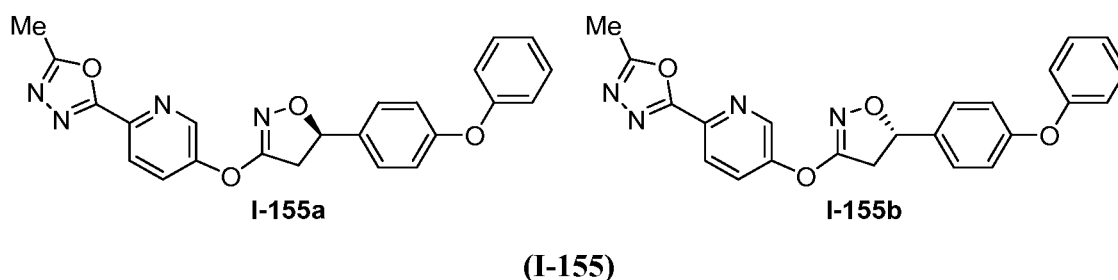
using chiral HPLC methods known in the art. For example, see chiral HPLC Method disclosed herein. $[M+H]^+ = 277.3$ m/z. Activity: B

Example 151



[00193] 3-(pyridin-3-yloxy)-4,5-dihydroisoxazole **I-154a** and **I-154b** were prepared in 1 step from racemic compound **I-75** and 6-(furan-3-yl)pyridin-3-ol using Method 5. These compounds can be separated using chiral HPLC methods known in the art. For example, see chiral HPLC Method disclosed herein. $[M+H]^+ = 406.3$ m/z. Activity: A

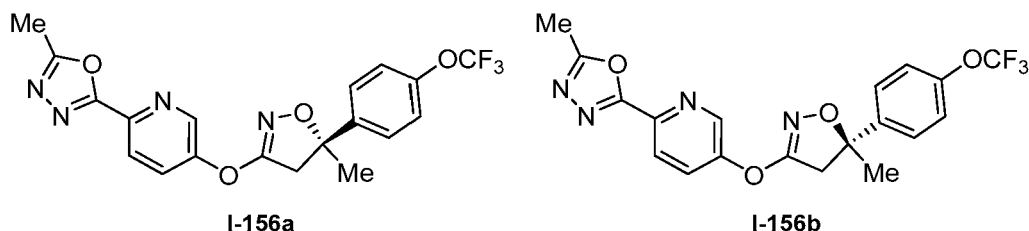
Example 152



[00194] 3-(pyridin-3-yloxy)-4,5-dihydroisoxazole **I-155a** and **I-155b** were prepared from racemic acid **I-110** according to the following procedure: in a microwave reactor tube, acetyl hydrazide (1.0 equiv) and acid **I-110** (1.0 equiv) were dissolved in dry acetonitrile (0.1 M each). Polystyrene-supported triphenylphosphine (3.0 equiv) and trichloroacetonitrile (2.0 equiv) were added, and the mixture was sealed and heated in a microwave reactor at 130 °C for 2 hours. After this point the reaction was determined to be incomplete by LC/MS such that 1.5 additional equivalents of triphenylphosphine resin were added followed by 1.0 additional equivalents of trichloroacetonitrile. The vessel was resealed and heated for an additional 2h at 130 °C. On completion, the concentrated reaction mixture was purified by flash silica gel chromatography (hexanes/ethyl acetate) to provide the desired racemic oxadiazole **I-155**. These compounds can

be separated using chiral HPLC methods known in the art. For example, see chiral HPLC Method disclosed herein. $[M+H]^+ = 415.5$ m/z. Activity: A

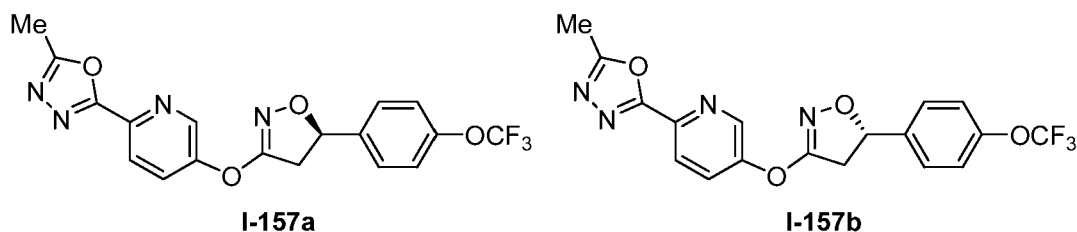
Example 153



(I-156)

[00195] 3-(pyridin-3-yloxy)-4,5-dihydroisoxazole **I-156a** and **I-156b** were prepared using the analogous procedure to Example 152 except that racemic compound **I-113** was used as the starting acid. These compounds can be separated using chiral HPLC methods known in the art. For example, see chiral HPLC Method disclosed herein. $[M+H]^+ = 422.0$ m/z. Activity: A

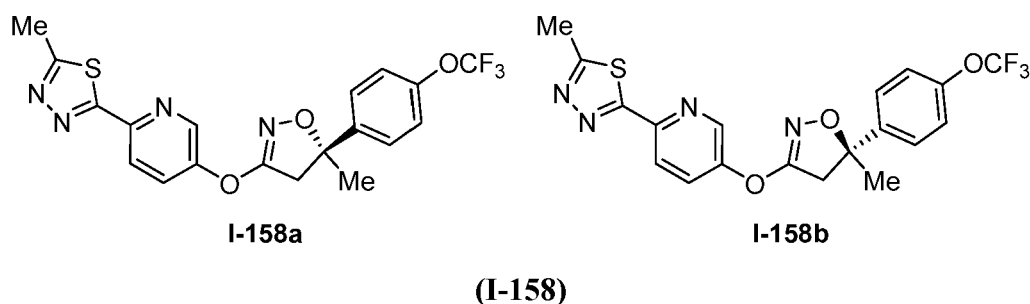
Example 154



(I-157)

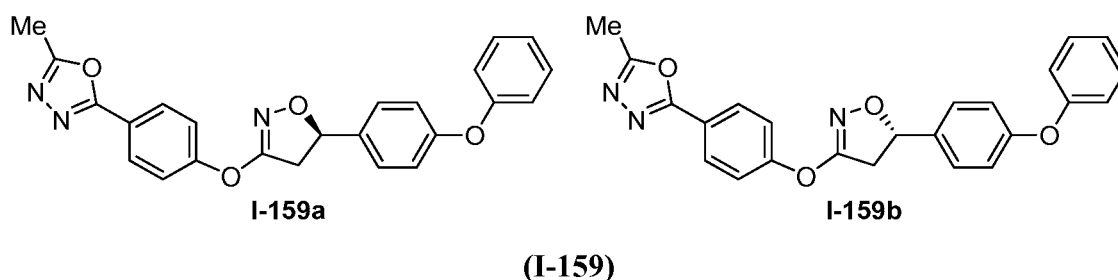
[00196] 3-(pyridin-3-yloxy)-4,5-dihydroisoxazole **I-157a** and **I-157b** were prepared using the analogous procedure to Example 152 except that racemic compound **I-97** was used as the starting acid. These compounds can be separated using chiral HPLC methods known in the art. For example, see chiral HPLC Method disclosed herein. $[M+H]^+ = 407.2$ m/z. Activity: A

Example 155

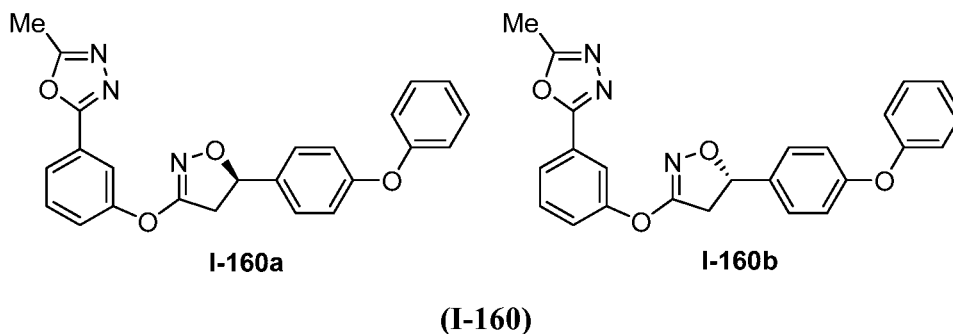


[00197] 3-(pyridin-3-yloxy)-4,5-dihydroisoxazole **I-158a** and **I-158b** were prepared from racemic acid **I-113** according to the following procedure: acetyl hydrazide (1.0 equiv) and acid **I-113** (1.0 equiv) were dissolved in dry dichloromethane (0.1 M each) and treated with EDC (1.05 equiv) and DMAP (0.10 equiv) after which the reaction mixture was allowed to stir at 23 °C for 6h. After the reaction is complete it was diluted into a separatory funnel with excess dichloromethane and water and the organic layer was washed twice each with 0.5 M aqueous citric acid and saturated aqueous sodium bicarbonate. The organic layer was dried over magnesium sulfate and concentrated to a white solid. This solid was dissolved in dry THF and 1.2 equiv Lawesson's reagent is added. The mixture was sealed in a tube and heated in a microwave reactor at 115 °C for 30 min. The concentrated reaction mixture was purified by flash silica gel chromatography (hexanes/ethyl acetate) to provide the desired racemic thiadiazole **I-158**. These compounds can be separated using chiral HPLC methods known in the art. For example, see chiral HPLC Method disclosed herein. $[M+H]^+ = 438.2$ m/z. Activity: A

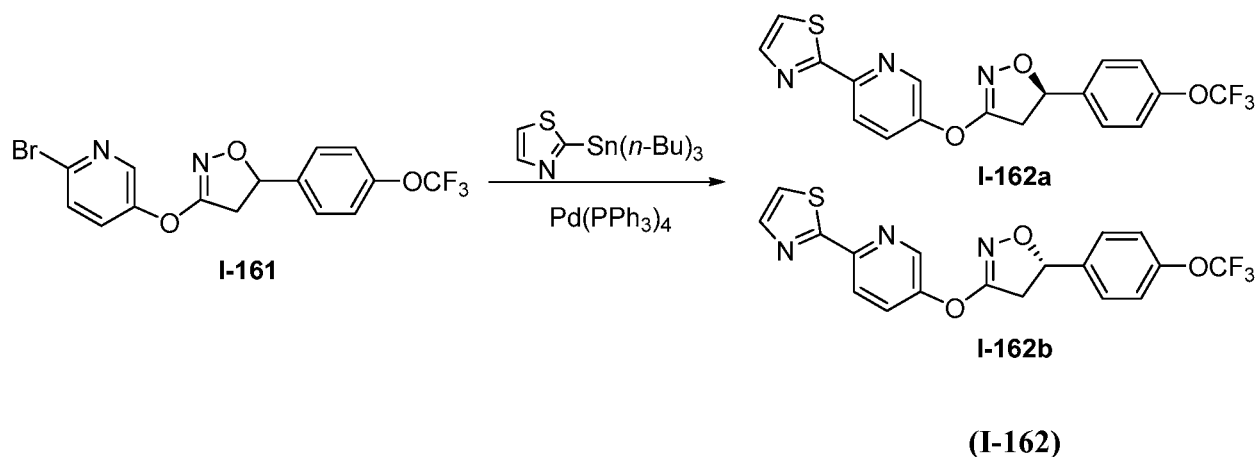
Example 156



[00198] 3-phenoxy-4,5-dihydroisoxazole **I-159a** and **I-159b** were prepared using the analogous procedure to Example 152 except that racemic compound **I-147** was used as the starting acid. These compounds can be separated using chiral HPLC methods known in the art. For example, see chiral HPLC Method disclosed herein. $[M+H]^+ = 413.6$ m/z. Activity: A

Example 157

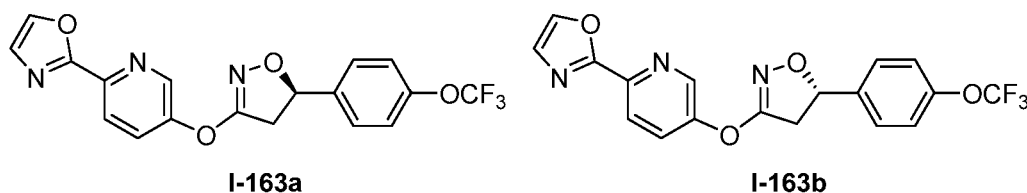
[00199] 3-phenoxy-4,5-dihydroisoxazole **I-160a** and **I-160b** were prepared using the analogous procedure to Example 152 except that racemic compound **I-146** was used as the starting acid. These compounds can be separated using chiral HPLC methods known in the art. For example, see chiral HPLC Method disclosed herein. $[M+H]^+ = 414.4$ m/z. Activity: A

Example 158

[00200] 3-(pyridin-3-yloxy)-4,5-dihydroisoxazole **I-162a** and **I-162b** were prepared according to the following procedure: Racemic dihydroisoxazole **I-161** was prepared in 1 step from compound **I-14** and 6-bromopyridin-3-ol using Method 5. Compound **I-161** placed in a microwave vial and then dissolved in dioxane (0.02 M). 2-(tributylstannyl)thiazole and palladium tetrakis were added and the reaction was purged with Argon. At this point the reaction was heated in the microwave reactor for 20 min after which there was no starting material by TLC analysis. The mixture is concentrated and purified by flash silica gel chromatography (hexanes/ethyl acetate) to provide the desired racemic thiazole **I-162** in 50%

yield. These compounds can be separated using chiral HPLC methods known in the art. For example, see chiral HPLC Method disclosed herein. $[M-H]^- = 407.3$ m/z. Activity: A

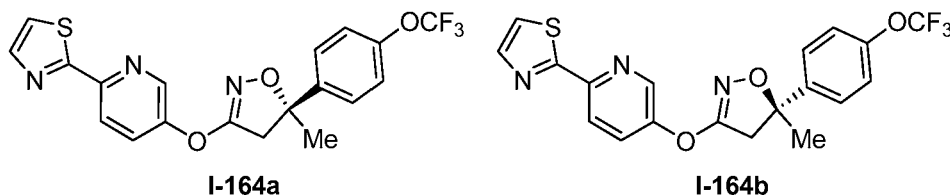
Example 159



(I-163)

[00201] 3-(pyridin-3-yloxy)-4,5-dihydroisoxazole **I-163a** and **I-163b** were prepared using the analogous procedure to Example 158 except that 2-(tributylstannyl)oxazole was used in place of 2-(tributylstannyl)thiazole. These compounds can be separated using chiral HPLC methods known in the art. For example, see chiral HPLC Method disclosed herein. $[M+H]^+ = 393.2$ m/z. Activity: A

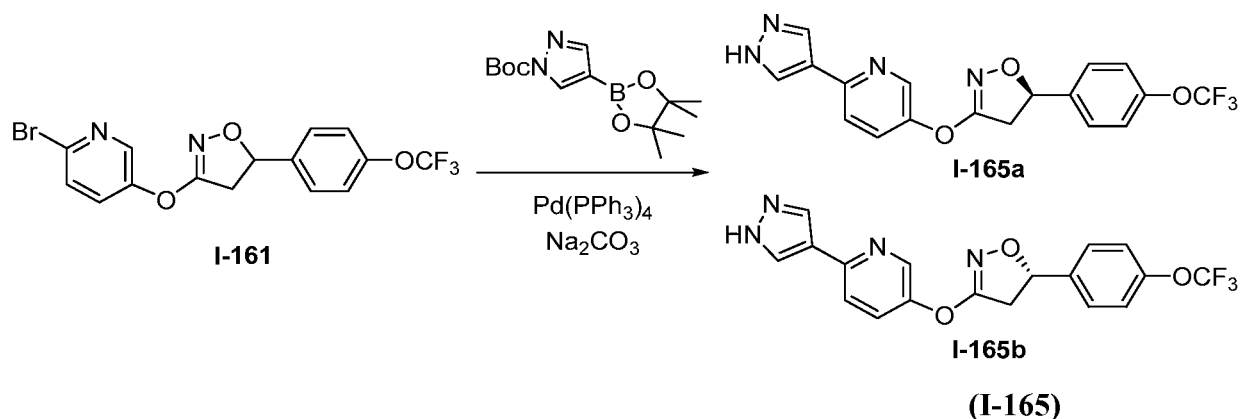
Example 160



(I-164)

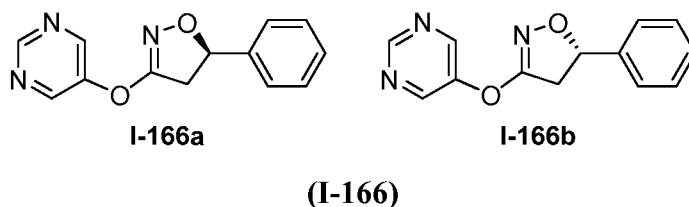
[00202] 3-(pyridin-3-yloxy)-4,5-dihydroisoxazole **I-164a** and **I-164b** were prepared using the analogous procedure to Example 158 except that racemic compound **I-75** was used in place of compound **I-14** as starting material. These compounds can be separated using chiral HPLC methods known in the art. For example, see chiral HPLC Method disclosed herein. $[M+H]^+ = 423.4$ m/z. Activity: A

Example 161

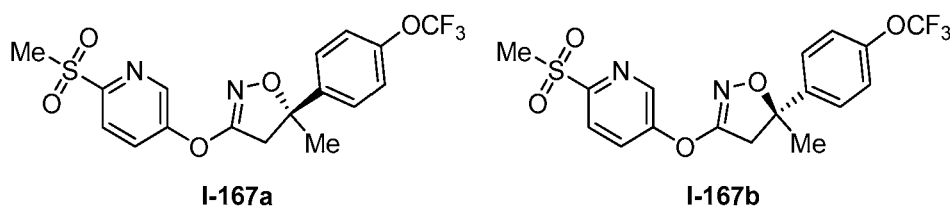


[00203] 3-(pyridin-3-yloxy)-4,5-dihydroisoxazole **I-165a** and **I-165b** were prepared according to the following procedure: racemic dihydroisoxazole **I-161** and sodium carbonate (10.0 equiv) were placed in a microwave vial. A 2:2:1 mixture of toluene, ethanol and water (0.02 M with respect to **I-161**) was added followed by *tert*-butyl 4-(4,4,5,5-tetramethyl-1,3,2-dioxaborolan-2-yl)-1*H*-pyrazole-1-carboxylateboronic acid (1.5 equiv). The mixture was purged with Ar for 20 min after which point palladium tetrakis (4 mol%) was added, the reaction was sealed and heated in an oil bath to 80 °C for 17h. The reaction mixture was then allowed to cool after which it was transferred to a separatory funnel with excess ethyl acetate and water. The organic layer was washed with water and saturated sodium chloride. The water layer was back extracted with ethyl acetate. The organic layers were combined, dried over sodium sulfate and concentrated to provide a crude oil that was purified by flash silica gel chromatography (hexanes/ethyl acetate) to provide the desired racemic pyrazole **I-165** in 36% yield. These compounds can be separated using chiral HPLC methods known in the art. For example, see chiral HPLC Method disclosed herein. $[M+H]^+ = 392.4$ m/z. Activity: C

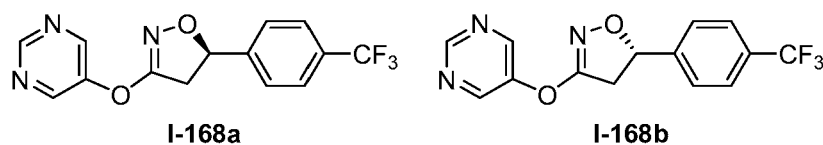
Example 162



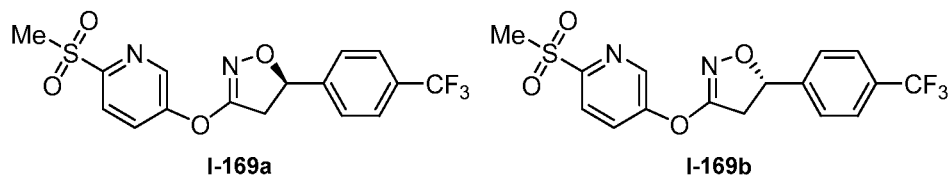
[00204] 3-(pyrimidin-5-yloxy)-4,5-dihydroisoxazole **I-166a** and **I-166b** were prepared in 1 step from racemic compound **1** and 5-hydroxypyrimidine using Method 5. $[M-H]^- = 241.5$ m/z. Activity: B

Example 163**(I-167)**

[00205] 3-(pyridin-3-yloxy)-4,5-dihydroisoxazole **I-167a** and **I-167b** were prepared in analogous fashion to compound **I-135** in example 132 except that racemic compound **I-75** was used as the bromo-isoxazole starting material. These compounds can be separated using chiral HPLC methods known in the art. For example, see chiral HPLC Method disclosed herein. $[M+H]^+ = 417.3$ m/z. Activity: A

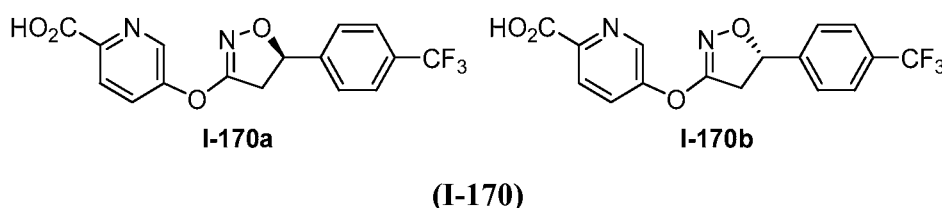
Example 164**(I-168)**

[00206] 3-(pyrimidin-5-yloxy)-4,5-dihydroisoxazole **I-168a** and **I-168b** were prepared in 2 steps from 1-(trifluoromethyl)-4-vinylbenzene using the cycloaddition conditions from Method 1. The resulting bromo-4,5-dihydroisoxazole was reacted with 5-hydroxypyrimidine to provide racemic compound **I-168** using Method 5. These compounds can be separated using chiral HPLC methods known in the art. For example, see chiral HPLC Method disclosed herein. $[M+H]^+ = 309.8$ m/z. Activity: B

Example 165**(I-169)**

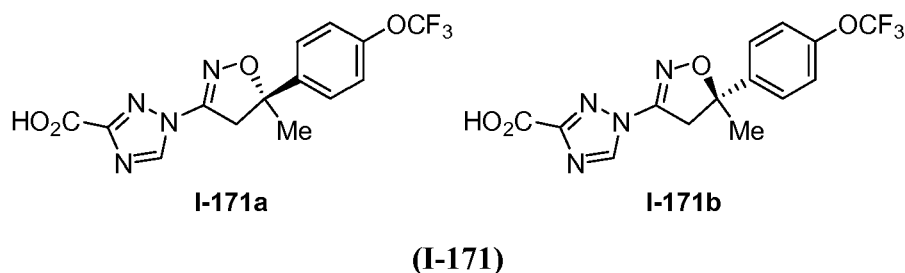
[00207] 3-(pyridin-3-yloxy)-4,5-dihydroisoxazole **I-169a** and **I-169b** were prepared in 3 steps from 1-(trifluoromethyl)-4-vinylbenzene using the cycloaddition conditions from Method 1. The resulting bromo-4,5-dihydroisoxazole was reacted with 6-(methylthio)pyridin-3-ol (prepared from 6-(methylthio)pyridin-3-ylboronic acid using Method 11) using Method 5 followed by oxidation under analogous conditions to Example 130. These compounds can be separated using chiral HPLC methods known in the art. For example, see chiral HPLC Method disclosed herein. $[M+H]^+ = 387.2$ m/z. Activity: A

Example 166



[00208] 3-(pyridin-3-yloxy)-4,5-dihydroisoxazole **I-170a** and **I-170b** were prepared in 3 steps from 1-(trifluoromethyl)-4-vinylbenzene using the cycloaddition conditions from Method 5. The resulting bromo-4,5-dihydroisoxazole was reacted with 5-hydroxypicolinic acid methyl ester using Method 5 followed by hydrolysis using the analogous conditions as in example 94. These compounds can be separated using chiral HPLC methods known in the art. For example, see chiral HPLC Method disclosed herein. $[M+H]^+ = 353.0$ m/z. Activity: A

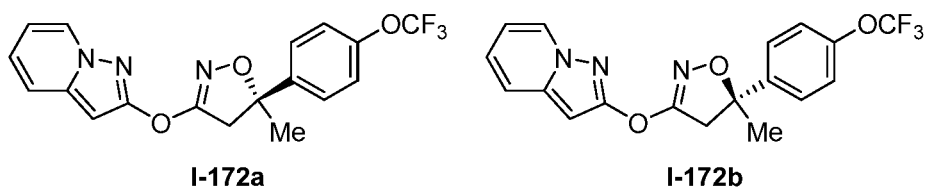
Example 167



[00209] 1-(4,5-dihydroisoxazol-3-yl)-1H-1,2,4-triazole-3-carboxylic acid **I-171a** and **I-171b** were prepared using the analogous procedure to Example 35 except that racemic compound **I-75** was used as the starting bromo-isoxazole and 1H-1,2,4-triazole-3-carboxylic acid methyl ester as the nucleophile. Additionally, at some point during the course of the reaction or workup, the ester hydrolyzed to the corresponding acid. These compounds can be separated

using chiral HPLC methods known in the art. For example, see chiral HPLC Method disclosed herein. $[M-H]^- = 356.6$ m/z. Activity: C

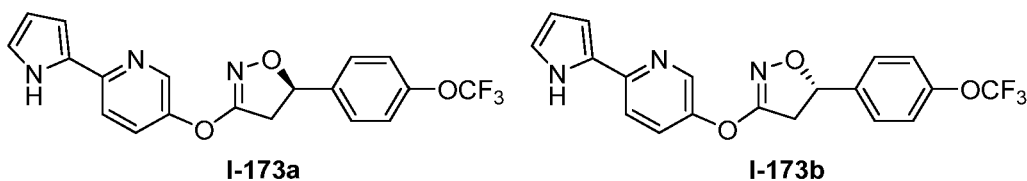
Example 168



(I-172)

[00210] 3-(pyridin-3-yloxy)-4,5-dihydroisoxazole **I-172a** and **I-172b** were prepared in 1 step from racemic compound **I-75** and pyrazolo[1,5-*a*]pyridin-2-ol using Method 5. These compounds can be separated using chiral HPLC methods known in the art. For example, see chiral HPLC Method disclosed herein. $[M+H]^+ = 378.1$ m/z. Activity: C

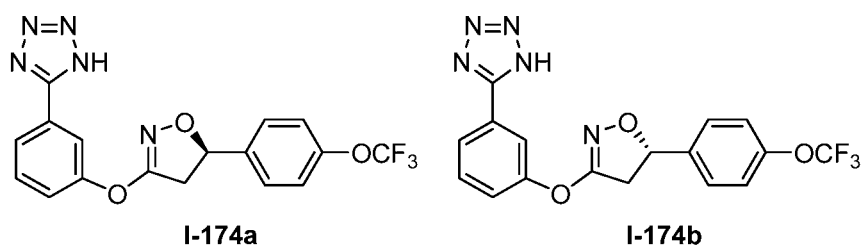
Example 169



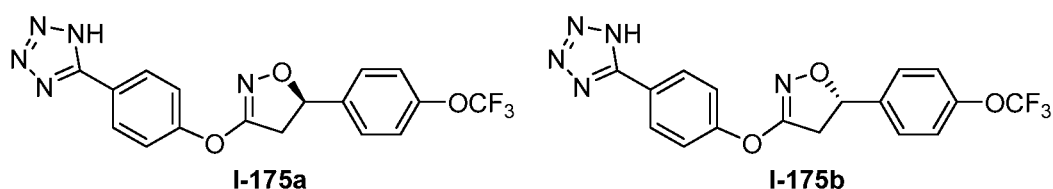
(I-173)

[00211] 3-(pyridin-3-yloxy)-4,5-dihydroisoxazole **I-173a** and **I-173b** were prepared using the analogous procedure as Example 161 except that *tert*-butyl 2-(4,4,5,5-tetramethyl-1,3,2-dioxaborolan-2-yl)-1*H*-pyrrole-1-carboxylate was used in place of *tert*-butyl 4-(4,4,5,5-tetramethyl-1,3,2-dioxaborolan-2-yl)-1*H*-pyrazole-1-carboxylate. These compounds can be separated using chiral HPLC methods known in the art. For example, see chiral HPLC Method disclosed herein. $[M+H]^+ = 390.6$ m/z. Activity: A

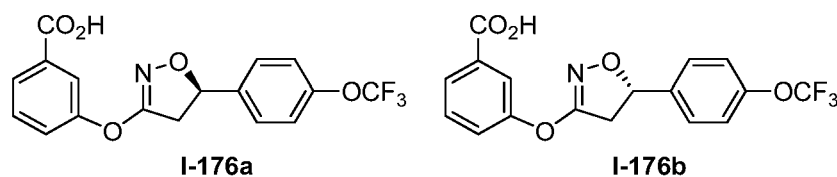
Example 170

**(I-174)**

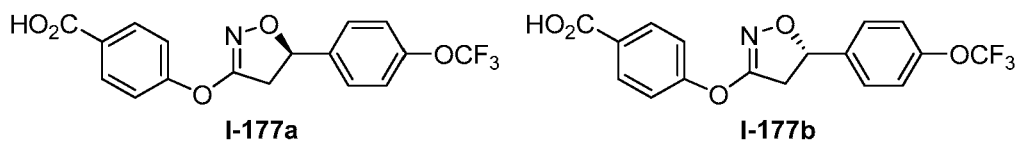
[00212] 3-phenoxy-4,5-dihydroisoxazole **I-174a** and **I-174b** were prepared in 1 step from racemic compound **I-14** and 3-(1*H*-tetrazol-5-yl)phenol using Method 5. These compounds can be separated using chiral HPLC methods known in the art. For example, see chiral HPLC Method disclosed herein. $[M+H]^+ = 392.3$ m/z. Activity: B

Example 171**(I-175)**

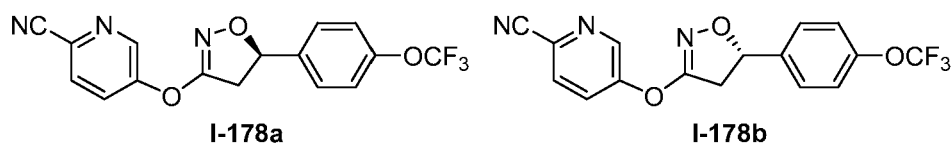
[00213] 3-phenoxy-4,5-dihydroisoxazole **I-175a** and **I-175b** were prepared in 1 step from racemic compound **I-14** and 4-(1*H*-tetrazol-5-yl)phenol using Method 5. These compounds can be separated using chiral HPLC methods known in the art. For example, see chiral HPLC Method disclosed herein. $[M+H]^+ = 391.6$ m/z. Activity: B

Example 172**(I-176)**

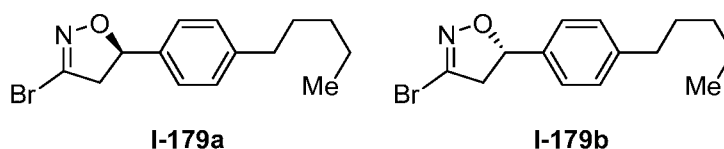
[00214] 3-phenoxy-4,5-dihydroisoxazole **I-176a** and **I-176b** were prepared in 2 steps from racemic compound **I-14**. Bromo-4,5-dihydroisoxazole **I-14** was reacted with 3-hydroxybenzoic acid methyl ester using Method 5 followed by hydrolysis using the analogous conditions as in example 94. $[M+H]^+ = 368.0$ m/z. Activity: C

Example 173**(I-177)**

[00215] 3-phenoxy-4,5-dihydroisoxazole **I-177a** and **I-177b** were prepared in 2 steps from racemic compound **I-14**. Bromo-4,5-dihydroisoxazole **I-14** was reacted with 4-hydroxybenzoic acid methyl ester using Method 5 followed by hydrolysis using the analogous conditions as in Example 94. These compounds can be separated using chiral HPLC methods known in the art. For example, see chiral HPLC Method disclosed herein. $[M+H]^+ = 368.0$ m/z. Activity: B

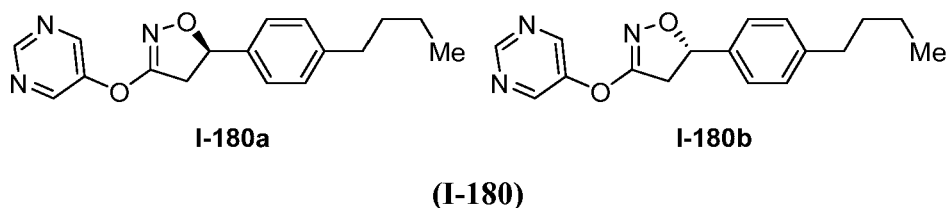
Example 174**(I-178)**

[00216] 3-(pyridin-3-yloxy)-4,5-dihydroisoxazole **I-178a** and **I-178b** were prepared in 2 steps from racemic compound **I-14** and 5-hydroxypicolonitrile using Method 5 after 5-hydroxypicolonitrile was prepared from 5-(4,4,5,5-tetramethyl-1,3,2-dioxaborolan-2-yl)picolinonitrile using Method 11. These compounds can be separated using chiral HPLC methods known in the art. For example, see chiral HPLC Method disclosed herein. $[M+H]^+ = 350.0$ m/z. Activity: B

Example 175**(I-179)**

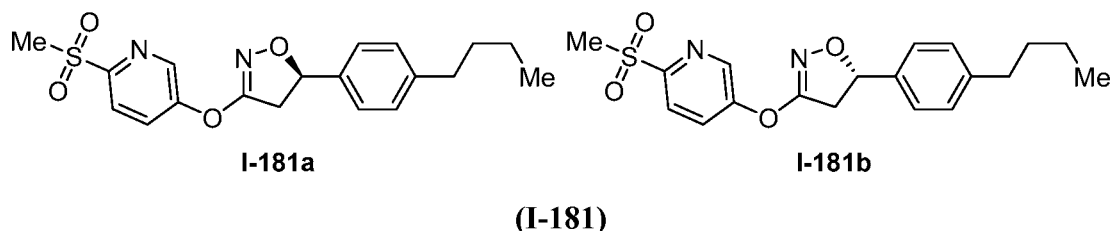
[00217] 3-bromo-4,5-dihydroisoxazole **I-179a** and **I-179b** were prepared in 1 step from 1-pentyl-4-vinylbenzene using Method 1. These compounds can be separated using chiral HPLC methods known in the art. For example, see chiral HPLC Method disclosed herein. $[M+H]^+ = 283.6$ m/z. Activity: A

Example 176



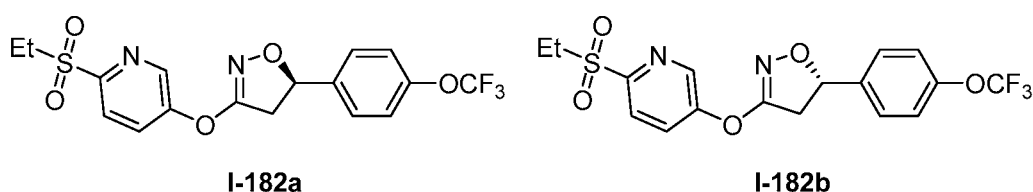
[00218] 3-(pyrimidin-5-yloxy)-4,5-dihydroisoxazole **I-180a** and **I-180b** were prepared in 1 step from racemic compound **I-179** and 5-hydroxypyrimidine using Method 5. These compounds can be separated using chiral HPLC methods known in the art. For example, see chiral HPLC Method disclosed herein. $[M+H]^+ = 298.7$ m/z. Activity: A

Example 177

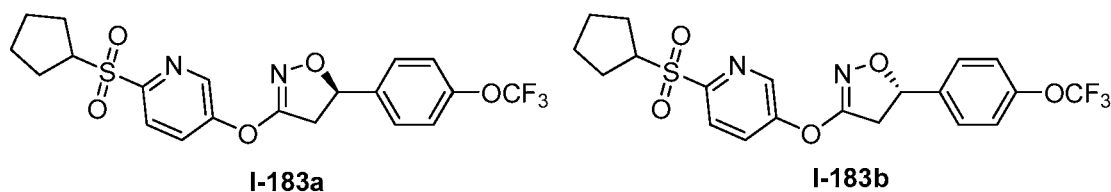


[00219] 3-(pyridin-3-yloxy)-4,5-dihydroisoxazole **I-181a** and **I-181b** were prepared in 2 steps from racemic compound **I-179** by first reacting **I-179** with 6-(methylthio)pyridin-3-ol (synthesized from 6-(methylthio)pyridin-3-ylboronic acid using Method 11) using Method 5 followed by oxidation under analogous conditions to example 130. These compounds can be separated using chiral HPLC methods known in the art. For example, see chiral HPLC Method disclosed herein. $[M+H]^+ = 375.4$ m/z. Activity: A

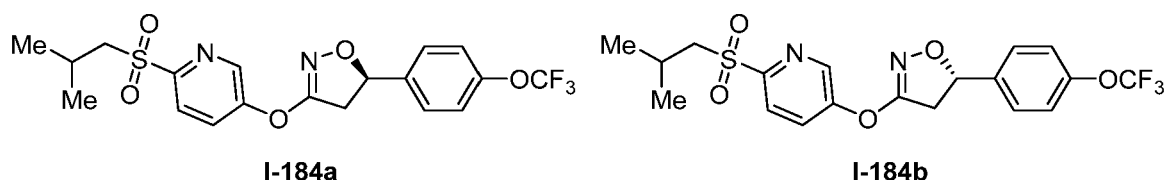
Example 178

**(I-182)**

[00220] 3-(pyridin-3-yloxy)-4,5-dihydroisoxazole **I-182a** and **I-182b** were prepared in 2 steps from racemic compound **I-14** by first reacting **I-14** with 6-(ethylthio)pyridin-3-ol (synthesized from 6-(ethylthio)pyridin-3-ylboronic acid using Method 11) using Method 5 followed by oxidation under analogous conditions to example 130. These compounds can be separated using chiral HPLC methods known in the art. For example, see chiral HPLC Method disclosed herein. $[M+H]^+ = 417.1$ m/z. Activity: A

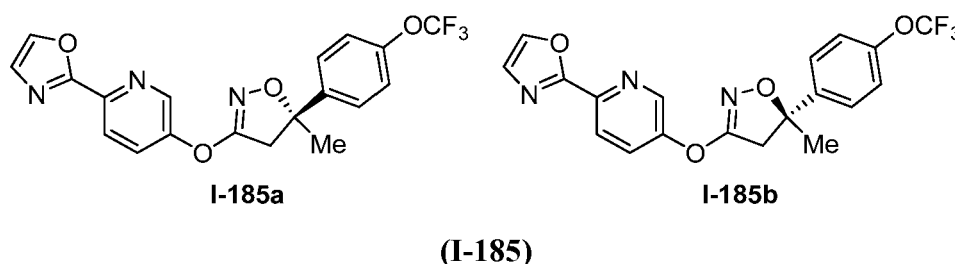
Example 179**(I-183)**

[00221] 3-(pyridin-3-yloxy)-4,5-dihydroisoxazole **I-183a** and **I-183b** were prepared in 2 steps from racemic compound **I-14** by first reacting **I-14** with 6-(cyclopentylthio)pyridin-3-ol (synthesized from 6-(cyclopentylthio)pyridin-3-ylboronic acid using Method 11) using Method 5 followed by oxidation under analogous conditions to example 130. These compounds can be separated using chiral HPLC methods known in the art. For example, see chiral HPLC Method disclosed herein. $[M+H]^+ = 456.8$ m/z. Activity: B

Example 180**(I-184)**

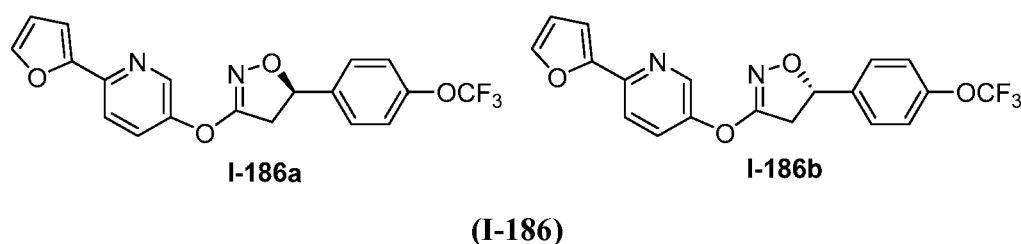
[00222] 3-(pyridin-3-yloxy)-4,5-dihydroisoxazole **I-184a** and **I-184b** were prepared in 2 steps from racemic compound **I-14** by first reacting **I-14** with 6-(*iso*-butylthio)pyridin-3-ol (synthesized from 6-(*iso*-butylthio)pyridin-3-ylboronic acid using Method 11) using Method 5 followed by oxidation under analogous conditions to Example 130. These compounds can be separated using chiral HPLC methods known in the art. For example, see chiral HPLC Method disclosed herein. $[M+H]^+ = 444.7$ m/z. Activity: B

Example 181

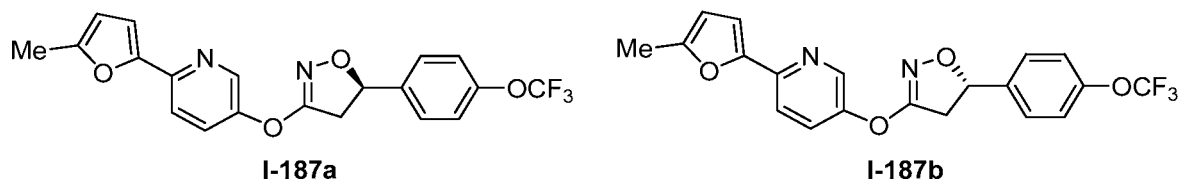


[00223] 3-(pyridin-3-yloxy)-4,5-dihydroisoxazole **I-185a** and **I-185b** were prepared using the analogous procedure to Example 178 except that racemic compound **I-75** was used in place of compound **I-75** as starting material and 2-(tributylstannyl)oxazole was used in place of 2-(tributylstannyl)thiazole (as in Example 158). These compounds can be separated using chiral HPLC methods known in the art. For example, see chiral HPLC Method disclosed herein. $[M+H]^+ = 407.2$ m/z. Activity: A

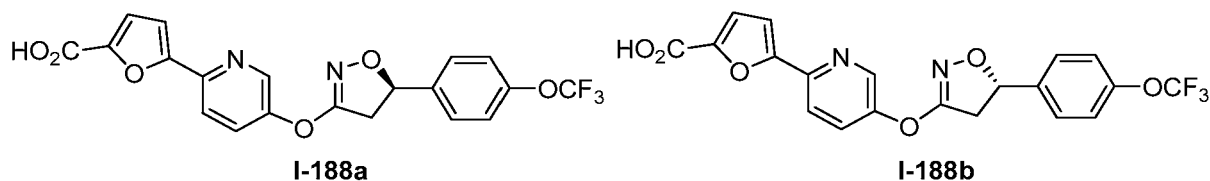
Example 182



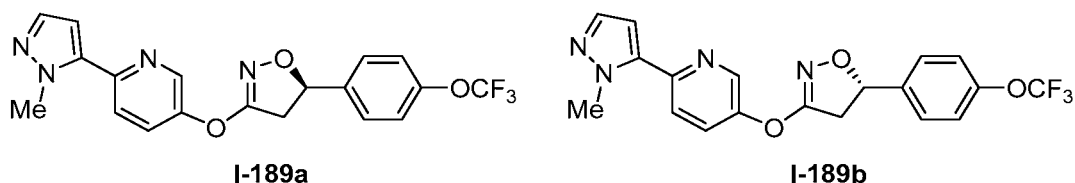
[00224] 3-(pyridin-3-yloxy)-4,5-dihydroisoxazole **I-186a** and **I-186b** were prepared using the analogous procedure as Example 161 except that 2-furylboronic acid was used in place of *tert*-butyl 4-(4,4,5,5-tetramethyl-1,3,2-dioxaborolan-2-yl)-1*H*-pyrazole-1-carboxylate. These compounds can be separated using chiral HPLC methods known in the art. For example, see chiral HPLC Method disclosed herein. $[M+H]^+ = 392.2$ m/z. Activity: A

Example 183**(I-187)**

[00225] 3-(pyridin-3-yloxy)-4,5-dihydroisoxazole **I-187a** and **I-187b** were prepared using the analogous procedure as Example 161 except that 5-methylfuran-2-ylboronic acid was used in place of *tert*-butyl 4-(4,4,5,5-tetramethyl-1,3,2-dioxaborolan-2-yl)-1*H*-pyrazole-1-carboxylate. These compounds can be separated using chiral HPLC methods known in the art. For example, see chiral HPLC Method disclosed herein. $[M+H]^+ = 406.3$ m/z. Activity: A

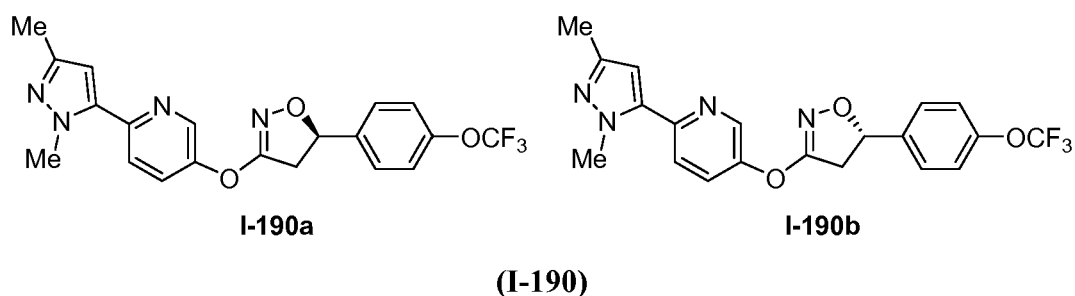
Example 184**(I-188)**

[00226] The enantiomers of 3-(pyridin-3-yloxy)-4,5-dihydroisoxazole **I-188a** and **I-188b** were prepared using the analogous procedure as Example 161 except that 5-boronofuran-2-carboxylic acid was used in place of *tert*-butyl 4-(4,4,5,5-tetramethyl-1,3,2-dioxaborolan-2-yl)-1*H*-pyrazole-1-carboxylate. These compounds can be separated using chiral HPLC methods known in the art. For example, see chiral HPLC Method disclosed herein. $[M+H]^+ = 435.5$ m/z. Activity: C

Example 185**(I-189)**

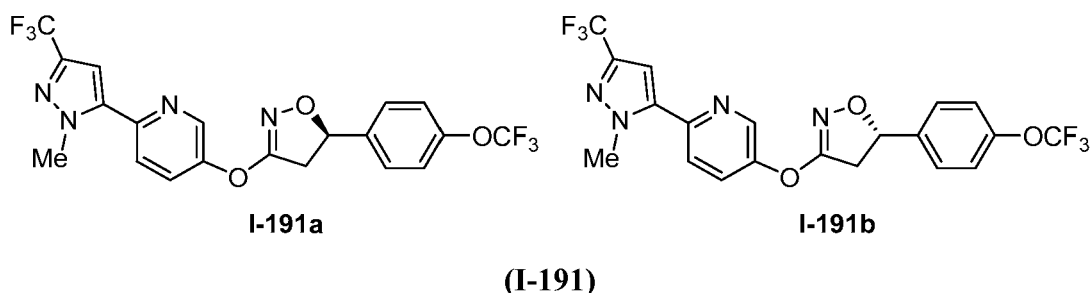
[00227] 3-(pyridin-3-yloxy)-4,5-dihydroisoxazole **I-189a** and **I-189b** were prepared using the analogous procedure as Example 161 except that 1-methyl-5-(4,4,5,5-tetramethyl-1,3,2-dioxaborolan-2-yl)-1*H*-pyrazole was used in place of *tert*-butyl 4-(4,4,5,5-tetramethyl-1,3,2-dioxaborolan-2-yl)-1*H*-pyrazole-1-carboxylate. These compounds can be separated using chiral HPLC methods known in the art. For example, see chiral HPLC Method disclosed herein. $[M+H]^+ = 406.2$ m/z. Activity: A

Example 186



[00228] 3-(pyridin-3-yloxy)-4,5-dihydroisoxazole **I-190a** and **I-190b** were prepared using the analogous procedure as Example 161 except that 1,3-dimethyl-1*H*-pyrazol-5-ylboronic acid was used in place of *tert*-butyl 4-(4,4,5,5-tetramethyl-1,3,2-dioxaborolan-2-yl)-1*H*-pyrazole-1-carboxylate. These compounds can be separated using chiral HPLC methods known in the art. For example, see chiral HPLC Method disclosed herein. $[M+H]^+ = 419.4$ m/z. Activity: A

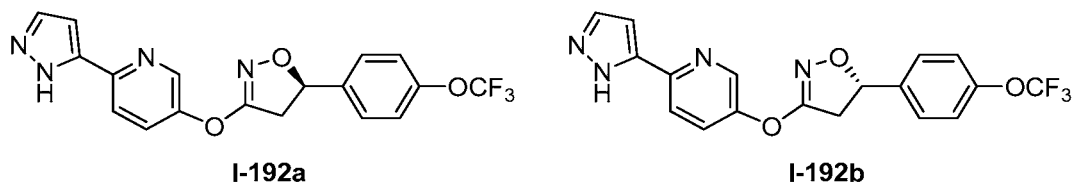
Example 187



[00229] 3-(pyridin-3-yloxy)-4,5-dihydroisoxazole **I-191a** and **I-191b** were prepared using the analogous procedure as Example 161 except that 1-methyl-3-(trifluoromethyl)-1*H*-pyrazol-5-ylboronic acid was used in place of *tert*-butyl 4-(4,4,5,5-tetramethyl-1,3,2-dioxaborolan-2-yl)-1*H*-pyrazole-1-carboxylate. These compounds can be separated using

chiral HPLC methods known in the art. For example, see chiral HPLC Method disclosed herein. $[M+H]^+ = 473.3$ m/z. Activity: C

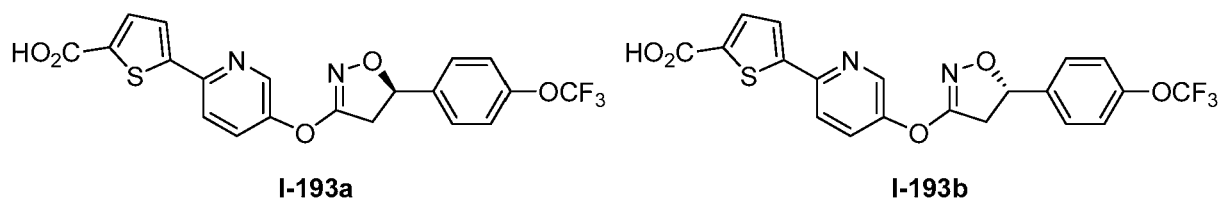
Example 188



(I-192)

[00230] 3-(pyridin-3-yloxy)-4,5-dihydroisoxazole **I-192a** and **I-192b** were prepared using the analogous procedure as Example 161 except that 1*H*-pyrazol-5-ylboronic acid was used in place of *tert*-butyl 4-(4,4,5,5-tetramethyl-1,3,2-dioxaborolan-2-yl)-1*H*-pyrazole-1-carboxylate. These compounds can be separated using chiral HPLC methods known in the art. For example, see chiral HPLC Method disclosed herein. $[M+H]^+ = 391.4$ m/z. Activity: A

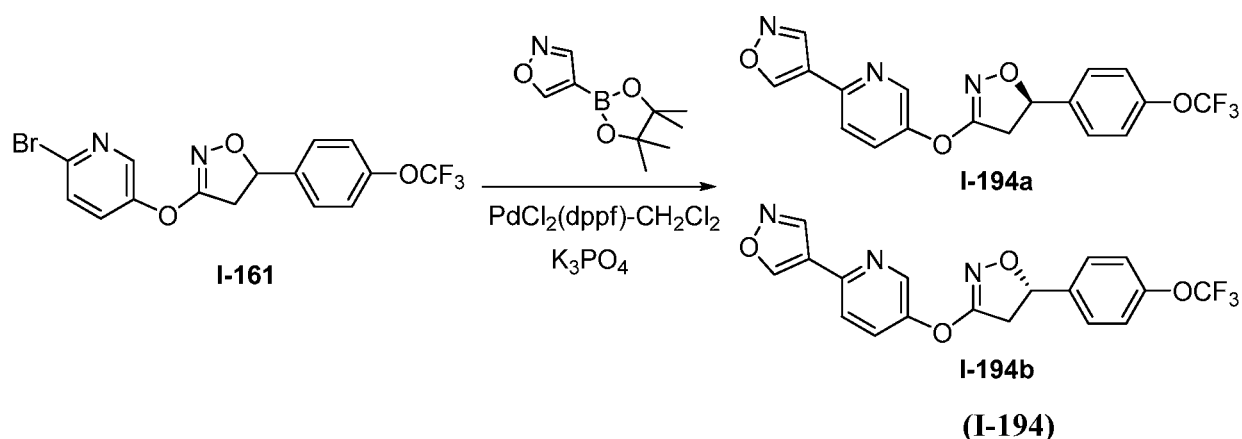
Example 189



(I-193)

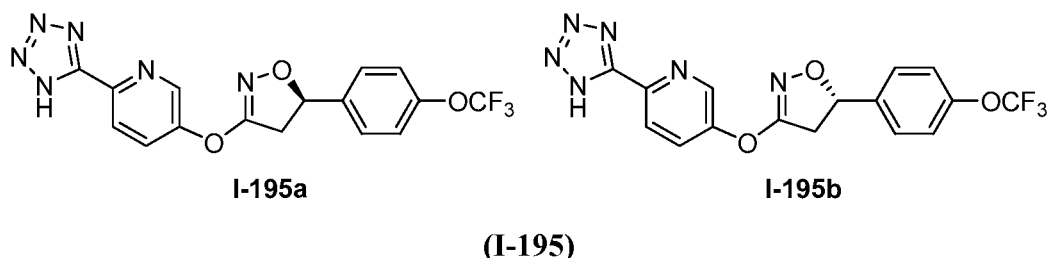
[00231] 3-(pyridin-3-yloxy)-4,5-dihydroisoxazole **I-193a** and **I-193b** were prepared using the analogous procedure as Example 161 except that 5-boronothiophene-2-carboxylic acid was used in place of *tert*-butyl 4-(4,4,5,5-tetramethyl-1,3,2-dioxaborolan-2-yl)-1*H*-pyrazole-1-carboxylate. These compounds can be separated using chiral HPLC methods known in the art. For example, see chiral HPLC Method disclosed herein. $[M+H]^+ = 450.6$ m/z. Activity: B

Example 190



[00232] 3-(pyridin-3-yloxy)-4,5-dihydroisoxazole **I-194a** and **I-194b** were prepared according to the following procedure: racemic dihydroisoxazole **I-161**, tribasic potassium phosphate (3.0 equiv), 4-(4,4,5,5-tetramethyl-1,3,2-dioxaborolan-2-yl)isoxazole (1.2 equiv), and the palladium catalyst (10 mol %) were placed in a microwave vial. Dioxane (0.1 M with respect to **I-161**) was added and the mixture was purged with Ar for 20 min after which point the reaction was sealed and heated in an oil bath to 85 °C for 17h. The reaction mixture was then allowed to cool after which it was transferred to a separatory funnel with excess ethyl acetate and water. The organic layer was washed with water and saturated sodium chloride. The water layer was back extracted with ethyl acetate. The organic layers were combined, dried over sodium sulfate and concentrated to provide a crude oil that was purified by flash silica gel chromatography (hexanes/ethyl acetate) to provide the desired racemic pyrazole **I-194** in <5% yield. These compounds can be separated using chiral HPLC methods known in the art. For example, see chiral HPLC Method disclosed herein. $[M+H]^+ = 392.2$ m/z. Activity: A

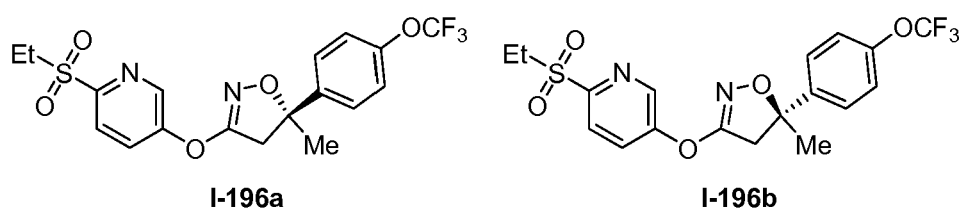
Example 191



[00233] 3-(pyridin-3-yloxy)-4,5-dihydroisoxazole **I-195a** and **I-195b** were prepared according to the following procedure: racemic dihydroisoxazole **I-178** (1.0 equiv) was dissolved in *N,N*-dimethylformamide (0.1 M with respect to isoxazole) after which ammonium chloride (3.1

equiv) and sodium azide (1.5 equiv) were added. The reaction was then heated in an oil bath to 120 °C for 4h after which point it the reaction was transferred to a separatory funnel with excess ethyl acetate and water. The organic layer was washed with water and saturated sodium chloride, dried over sodium sulfate and concentrated to provide a crude oil that was purified by flash silica gel chromatography (hexanes/ethyl acetate) to provide the desired racemic tetrazole **I-195**. These compounds can be separated using chiral HPLC methods known in the art. For example, see chiral HPLC Method disclosed herein. $[M+H]^+ = 393.2$ m/z. Activity: A

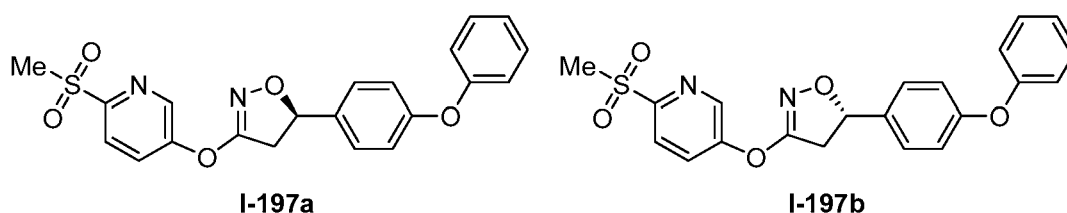
Example 192



(I-196)

[00234] 3-(pyridin-3-yloxy)-4,5-dihydroisoxazole **I-196a** and **I-196b** were prepared in 2 steps from racemic compound **I-75** by first reacting **I-75** with 6-(ethylthio)pyridin-3-ol (prepared from 6-(ethylthio)pyridin-3-ylboronic acid using Method 11) using Method 5 followed by oxidation under analogous conditions to example 130. These compounds can be separated using chiral HPLC methods known in the art. For example, see chiral HPLC Method disclosed herein. $[M+H]^+ = 431.3$ m/z. Activity: A

Example 193

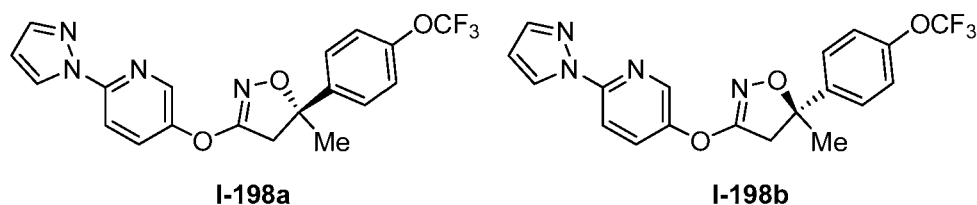


(I-197)

[00235] 3-(pyridin-3-yloxy)-4,5-dihydroisoxazole **I-197a** and **I-197b** were prepared in 2 steps from racemic compound **I-10** by first reacting **I-10** with 6-(methylthio)pyridin-3-ol (prepared from 6-(methylthio)pyridin-3-ylboronic acid using Method 11) using Method 5 followed by oxidation under analogous conditions to example 130. These compounds can be

separated using chiral HPLC methods known in the art. For example, see chiral HPLC Method disclosed herein. $[M+H]^+ = 411.4$ m/z. Activity: A

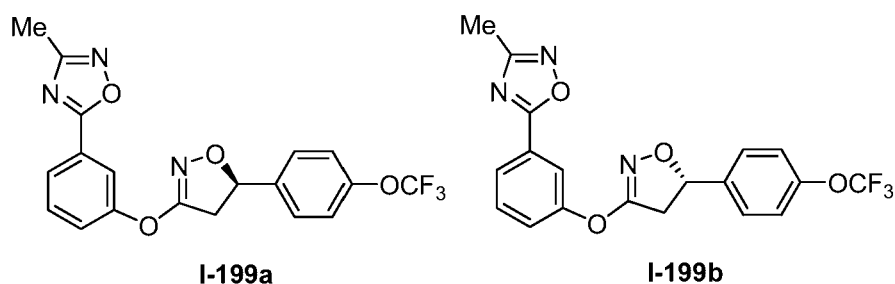
Example 194



(I-198)

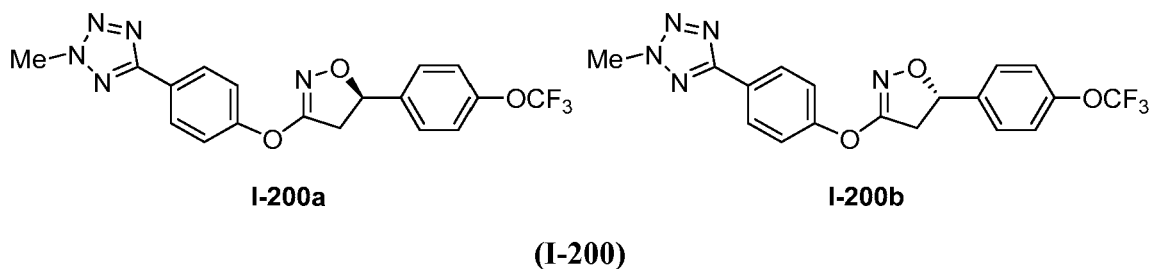
[00236] 3-(pyridin-3-yloxy)-4,5-dihydroisoxazole **I-198a** and **I-198b** were prepared in 1 step from racemic compound **I-75** and 6-(1*H*-pyrazol-1-yl)pyridin-3-ol using Method 5 after 6-(1*H*-pyrazol-1-yl)pyridin-3-ol was synthesized from 2-(1*H*-pyrazol-1-yl)-5-(4,4,5,5-tetramethyl-1,3,2-dioxaborolan-2-yl)pyridine using Method 11. These compounds can be separated using chiral HPLC methods known in the art. For example, see chiral HPLC Method disclosed herein. $[M+H]^+ = 405.3$ m/z. Activity: A

Example 195

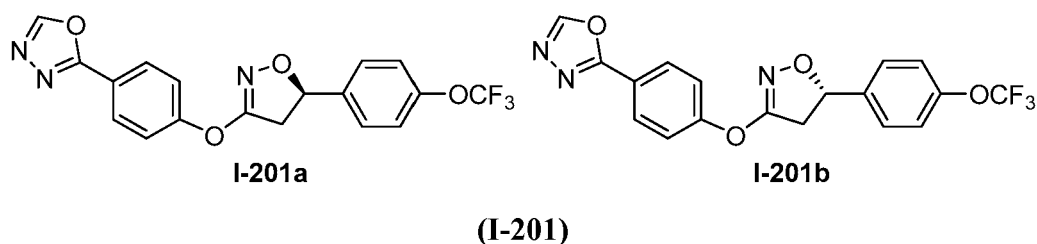


(I-199)

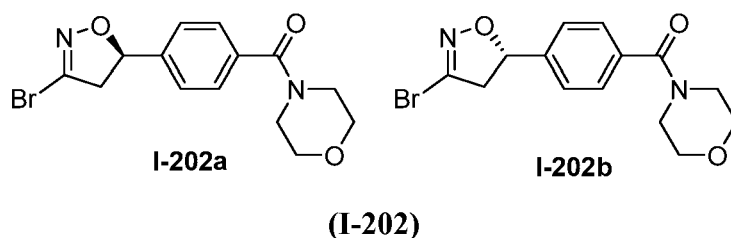
[00237] 3-(phenoxy)-4,5-dihydroisoxazole **I-199a** and **I-199b** were prepared in 1 step from racemic compound **I-14** and 3-(3-methyl-1,2,4-oxadiazol-5-yl)phenol using Method 5. These compounds can be separated using chiral HPLC methods known in the art. For example, see chiral HPLC Method disclosed herein. $[M+H]^+ = 406.3$ m/z. Activity: C

Example 196

[00238] 3-(Phenoxy)-4,5-dihydroisoxazole **I-200a** and **I-200b** were prepared in 1 step from racemic compound **I-14** and 4-(2-methyl-2H-tetrazol-5-yl)phenol using Method 5. These compounds can be separated using chiral HPLC methods known in the art. For example, see chiral HPLC Method disclosed herein. $[M+H]^+ = 406.4$ m/z. Activity: B

Example 197

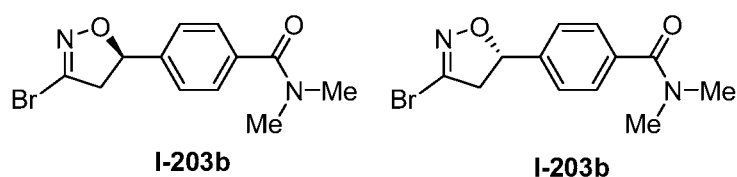
[00239] 3-(phenoxy)-4,5-dihydroisoxazole **I-201a** and **I-201b** were prepared in 1 step from racemic compound **I-14** and 4-(1,3,4-oxadiazol-2-yl)phenol using Method 5. These compounds can be separated using chiral HPLC methods known in the art. For example, see chiral HPLC Method disclosed herein. $[M+H]^+ = 392.2$ m/z. Activity: A

Example 198

[00240] 3-bromo-4,5-dihydroisoxazole **I-202a** and **I-202b** were prepared in 2 steps according to the following procedure: 4-vinylbenzoyl chloride (1.0 equiv) was dissolved in methylene chloride (0.375 M with respect to styrene) after which morpholine (3.0 equiv) is added. The reaction is allowed to stir at room temperature for 14h during which time a white

precipitate began to form. The reaction was then transferred to a separatory funnel with excess water and methylene chloride. The organic layer was washed with water (1x), 1N HCl (1x), saturated sodium bicarbonate (1x) and brine (1x) after which point it was dried over sodium sulfate and concentrated to provide a yellow oil. This crude material was then directly used to form the desired racemic bromoisoxazole using Method 1. These compounds can be separated using chiral HPLC methods known in the art. For example, see chiral HPLC Method disclosed herein. $[M+H]^+ = 338.7$ m/z. Activity: B

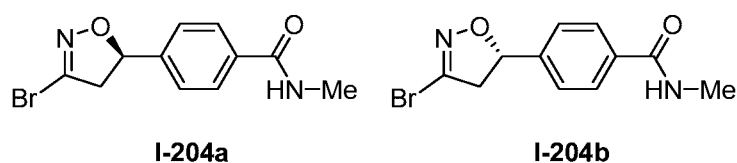
Example 199



(I-203)

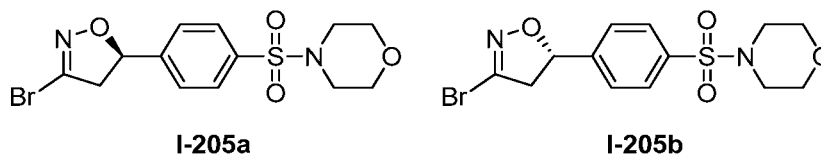
[00241] 3-bromo-4,5-dihydroisoxazole **I-203a** and **I-203b** were prepared using the analogous procedure as Example 198 except that dimethyl amine in tetrahydrofuran (2.0 M) was used in place of morpholine. These compounds can be separated using chiral HPLC methods known in the art. For example, see chiral HPLC Method disclosed herein. $[M+H]^+ = 299.3$ m/z. Activity: A

Example 200

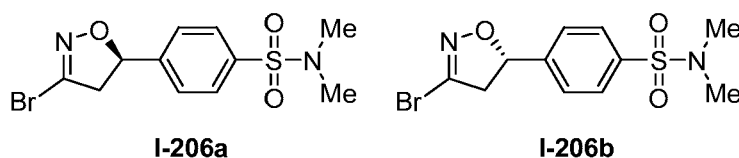


(I-204)

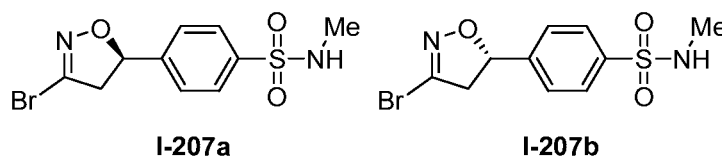
[00242] 3-bromo-4,5-dihydroisoxazole **I-204a** and **I-204b** were prepared using the analogous procedure as Example 198 except that methyl amine in tetrahydrofuran (2.0 M) was used in place of morpholine. These compounds can be separated using chiral HPLC methods known in the art. For example, see chiral HPLC Method disclosed herein. $[M+H]^+ = 282.6$ m/z. Activity: B

Example 201**(I-205)**

[00243] 3-bromo-4,5-dihydroisoxazole **I-205a** and **I-205b** were prepared in 2 steps according to the following procedure: 4-vinylbenzene-1-sulfonyl chloride (1.0 equiv) was dissolved in methylene chloride (0.50 M with respect to styrene) after which morpholine (3.0 equiv) is added. The reaction is allowed to stir at room temperature 90 min after which point it was transferred to a separatory funnel with excess water and methylene chloride. The organic layer was washed with water (1x), 1N HCl (1x), saturated sodium bicarbonate (1x) and brine (1x) after which point it was dried over sodium sulfate and concentrated to provide a yellow oil. This crude material was then directly used to form the desired racemic bromoisoxazole using Method 1. These compounds can be separated using chiral HPLC methods known in the art. For example, see chiral HPLC Method disclosed herein. $[M+H]^+ = 374.6$ m/z. Activity: A

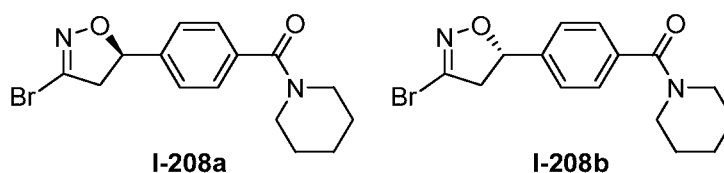
Example 202**(I-206)**

[00244] 3-bromo-4,5-dihydroisoxazole **I-206a** and **I-206b** were prepared using the analogous procedure as Example 201 except that dimethyl amine in THF (2.0 M) was used in place of morpholine. These compounds can be separated using chiral HPLC methods known in the art. For example, see chiral HPLC Method disclosed herein. $[M+H]^+ = 332.6$ m/z. Activity: A

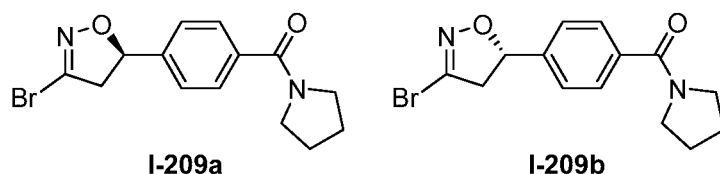
Example 203

(I-207)

[00245] 3-bromo-4,5-dihydroisoxazole **I-207a** and **I-207b** were prepared using the analogous procedure as Example 201 except that methyl amine in THF (2.0 M) was used in place of morpholine. These compounds can be separated using chiral HPLC methods known in the art. For example, see chiral HPLC Method disclosed herein. $[M+H]^+ = 318.6$ m/z. Activity: A

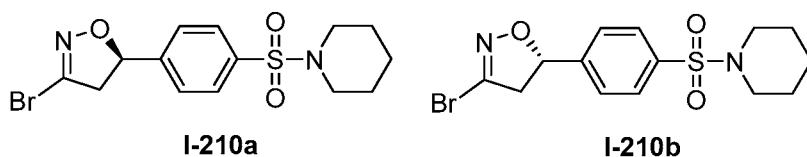
Example 204**(I-208)**

[00246] 3-bromo-4,5-dihydroisoxazole **I-208a** and **I-208b** were prepared using the analogous procedure as Example 198 except that piperidine was used in place of morpholine. These compounds can be separated using chiral HPLC methods known in the art. For example, see chiral HPLC Method disclosed herein. $[M+H]^+ = 339.3$ m/z. Activity: A

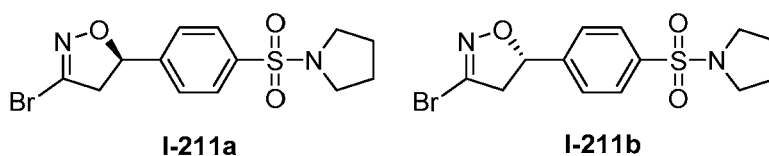
Example 205**(I-209)**

[00247] 3-bromo-4,5-dihydroisoxazole **I-209a** and **I-209b** were prepared using the analogous procedure as Example 198 except that pyrrolidine was used in place of morpholine. These compounds can be separated using chiral HPLC methods known in the art. For example, see chiral HPLC Method disclosed herein. $[M+H]^+ = 322.6$ m/z. Activity: A

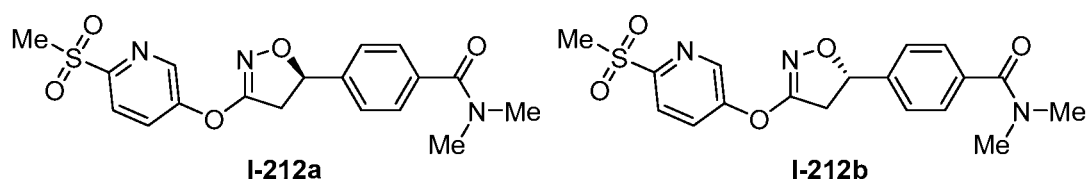
Example 206

**(I-210)**

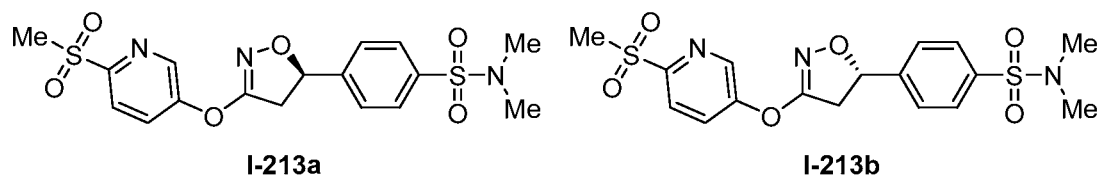
[00248] 3-bromo-4,5-dihydroisoxazole **I-210a** and **I-210b** were prepared using the analogous procedure as Example 201 except that piperidine was used in place of morpholine. These compounds can be separated using chiral HPLC methods known in the art. For example, see chiral HPLC Method disclosed herein. $[M+H]^+ = 472.6$ m/z. Activity: A

Example 207**(I-211)**

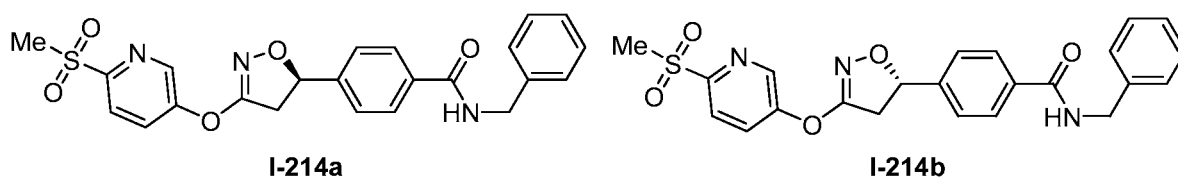
[00249] 3-bromo-4,5-dihydroisoxazole **I-211a** and **I-211b** were prepared using the analogous procedure as Example 201 except that pyrrolidine was used in place of morpholine. These compounds can be separated using chiral HPLC methods known in the art. For example, see chiral HPLC Method disclosed herein. $[M+H]^+ = 358.6$ m/z. Activity: A

Example 208**(I-212)**

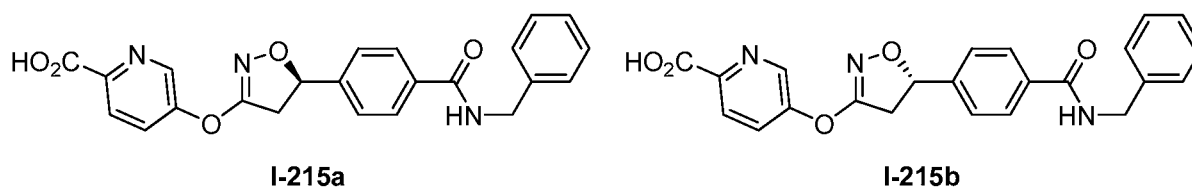
[00250] 3-(pyridin-3-yloxy)-4,5-dihydroisoxazole **I-212a** and **I-212b** were prepared in 2 steps from racemic compound **I-203** by first reacting **I-203** with 6-(methylthio)pyridin-3-ol (prepared from 6-(methylthio)pyridin-3-ylboronic acid using Method 11) using Method 5 followed by oxidation under analogous conditions to example 130. These compounds can be separated using chiral HPLC methods known in the art. For example, see chiral HPLC Method disclosed herein. $[M+H]^+ = 390.4$ m/z. Activity: B

Example 209**(I-213)**

[00251] 3-(pyridin-3-yloxy)-4,5-dihydroisoxazole **I-213a** and **I-213b** were prepared in 2 steps from racemic compound **I-202** by first reacting **I-202** with 6-(methylthio)pyridin-3-ol (prepared from 6-(methylthio)pyridin-3-ylboronic acid using Method 11) using Method 5 followed by oxidation under analogous conditions to example 130. These compounds can be separated using chiral HPLC methods known in the art. For example, see chiral HPLC Method disclosed herein. $[M+H]^+ = 426.2$ m/z. Activity: A

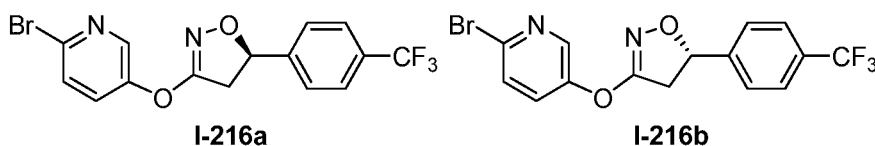
Example 210**(I-214)**

[00252] 3-(pyridin-3-yloxy)-4,5-dihydroisoxazole **I-214a** and **I-214b** were prepared in 2 steps from racemic compound **I-21** by first reacting **I-21** with 6-(methylthio)pyridin-3-ol (prepared from 6-(methylthio)pyridin-3-ylboronic acid using Method 11) using Method 5 followed by oxidation under analogous conditions to example 130. These compounds can be separated using chiral HPLC methods known in the art. For example, see chiral HPLC Method disclosed herein. $[M+H]^+ = 352.2$ m/z. Activity: A

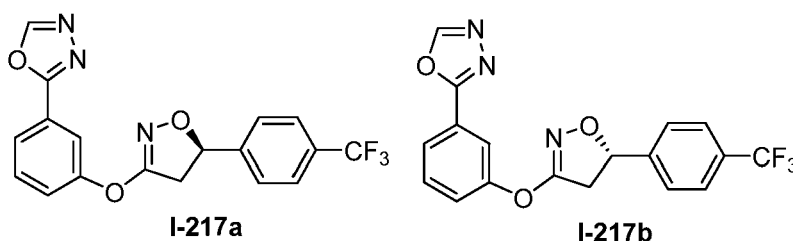
Example 211

(I-215)

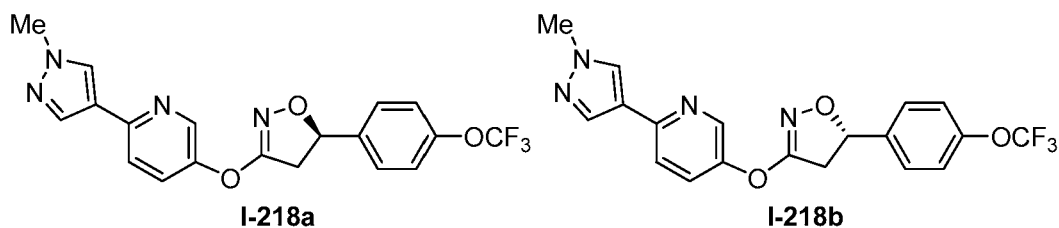
[00253] 3-(pyridin-3-yloxy)-4,5-dihydroisoxazole **I-215a** and **I-215b** were prepared in 2 steps compound from racemic compound **I-21**. Bromo-4,5-dihydroisoxazole **I-21** was reacted with 5-hydroxy picolinic acid methyl ester using Method 5 followed by hydrolysis using the analogous conditions as in example 94. These compounds can be separated using chiral HPLC methods known in the art. For example, see chiral HPLC Method disclosed herein. $[M+H]^+ = 418.3$ m/z. Activity: B

Example 212**(I-216)**

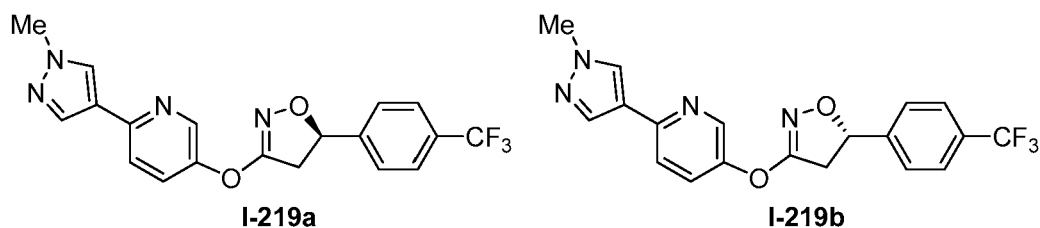
[00254] 3-(pyridin-3-yloxy)-4,5-dihydroisoxazole **I-216a** and **I-216b** were prepared in 2 steps from 1-(trifluoromethyl)-4-vinylbenzene using the cycloaddition conditions from Method 1. The resulting bromo-4,5-dihydroisoxazole was reacted with 2-bromo-5-hydroxypyridine using Method 5 to provide racemic compound **I-216**. These compounds can be separated using chiral HPLC methods known in the art. For example, see chiral HPLC Method disclosed herein. $[M+H]^+ = 389.1$ m/z. Activity: B

Example 213**(I-217)**

[00255] 3-(pyridin-3-yloxy)-4,5-dihydroisoxazole **I-217a** and **I-217b** were prepared using the analogous procedure as Example 212 except that 3-(1,3,4-oxadiazol-2-yl)phenol was used in place of 2-bromo-5-hydroxypyridine. These compounds can be separated using chiral HPLC methods known in the art. For example, see chiral HPLC Method disclosed herein. $[M+H]^+ = 376.4$ m/z. Activity: A

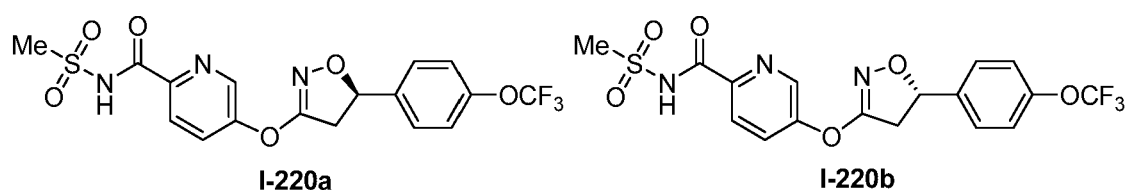
Example 214**(I-218)**

[00256] 3-(pyridin-3-yloxy)-4,5-dihydroisoxazole **I-218a** and **I-218b** were prepared using the analogous procedure as Example 161 except that 1-methyl-4-(4,4,5,5-tetramethyl-1,3,2-dioxaborolan-2-yl)-1H-pyrazole was used in place of *tert*-butyl 4-(4,4,5,5-tetramethyl-1,3,2-dioxaborolan-2-yl)-1H-pyrazole-1-carboxylate. These compounds can be separated using chiral HPLC methods known in the art. For example, see chiral HPLC Method disclosed herein. $[M+H]^+ = 404.8$ m/z. Activity: A

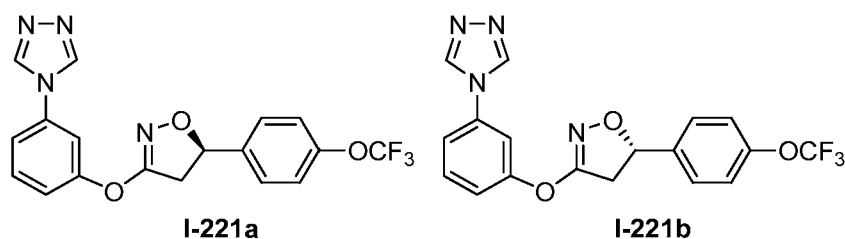
Example 215**(I-219)**

[00257] 3-(pyridin-3-yloxy)-4,5-dihydroisoxazole **I-219a** and **I-219b** were prepared using the analogous procedure as Example 161 except that 1-methyl-4-(4,4,5,5-tetramethyl-1,3,2-dioxaborolan-2-yl)-1H-pyrazole was used in place of *tert*-butyl 4-(4,4,5,5-tetramethyl-1,3,2-dioxaborolan-2-yl)-1H-pyrazole-1-carboxylate and racemic bromopyridine **I-216** was used as the starting material rather than **I-161**. These compounds can be separated using chiral HPLC methods known in the art. For example, see chiral HPLC Method disclosed herein. $[M+H]^+ = 390.3$ m/z. Activity: A

Example 216

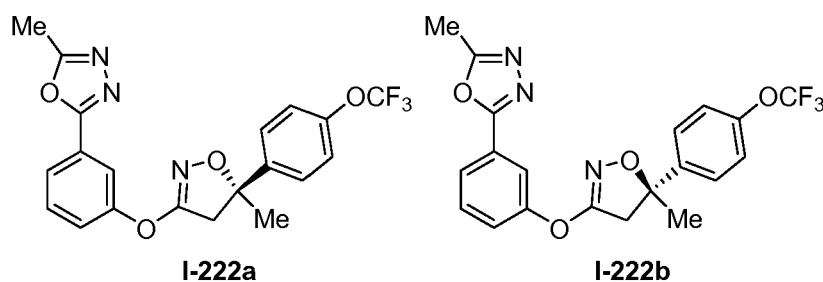
**(I-220)**

[00258] 3-(pyridin-3-yloxy)-4,5-dihydroisoxazole **I-220a** and **I-220b** were prepared according to the following procedure: acid **I-97** (1.0 equiv) was dissolved in methylene chloride (0.08 M). Oxalyl chloride (1.5 equiv) was added followed by the addition of 1 drop of *N,N*-dimethylformamide. The reaction was stirred at room temperature for 20 min after which it was concentrated under vacuum. The crude material was then redissolved in methylene chloride after which methanesulfonamide (1.2 equiv), DMAP (10 mol%) and triethylamine (1.5 equiv) were added. After 3h, the reaction was determined to be complete by LC/MS analysis. The reaction mixture was then transferred to a separatory funnel with excess ethyl acetate and water. The organic layer was washed with 1N HCl and brine, dried over sodium sulfate and concentrated under vacuum to provide the desired sulfonamide. These compounds can be separated using chiral HPLC methods known in the art. For example, see chiral HPLC Method disclosed herein. $[M+H]^+ = 446.1$ m/z. Activity: A

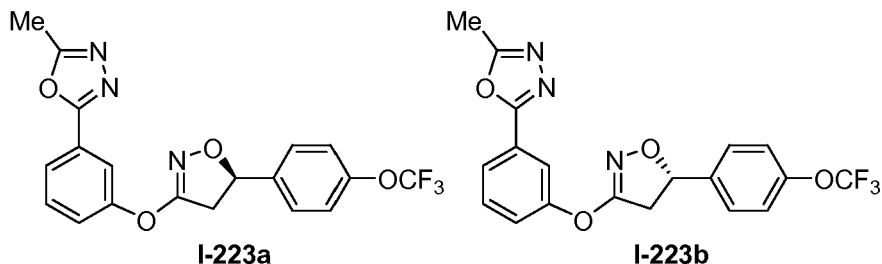
Example 217**(I-221)**

[00259] 3-(phenoxy)-4,5-dihydroisoxazole **I-221a** and **I-221b** were prepared in 1 step from racemic compound **I-14** and 3-(4*H*-1,2,4-triazol-4-yl)phenol using Method 5. These compounds can be separated using chiral HPLC methods known in the art. For example, see chiral HPLC Method disclosed herein. $[M+H]^+ = 392.0$ m/z. Activity: C

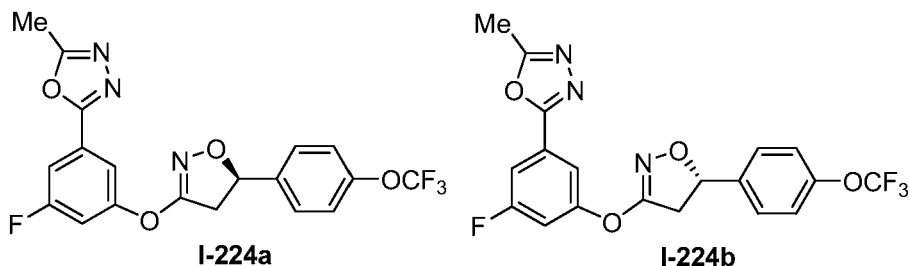
Example 218

**(I-222)**

[00260] 3-(phenoxy)-4,5-dihydroisoxazole **I-222a** and **I-222b** were prepared in 3 steps according to the following procedures: 3-hydroxy benzoic acid methyl ester is reacted with racemic bromoisoxazole **I-75** using Method 5. The resulting methyl ester (1.0 equiv) is dissolved in methanol (0.08 M) after which hydrazine (50 equiv, 50% by weight in water) is added and the reaction is allowed to stir for 14h. The reaction mixture is then concentrated under vacuum and used directly in the next step. Triethylorthoacetate (8.0 equiv) is added and the reaction is sealed and heated to reflux for 14h. The reaction is then transferred to a separatory funnel with excess ethyl acetate and water. The organic layer was washed water and brine, drive over sodium sulfate and concentrated under vacuum to provide crude material which was purified using flash silica gel chromatography (gradient ethyl acetate/hexanes) to provide the desired racemic oxadiazole **I-222**. These compounds can be separated using chiral HPLC methods known in the art. For example, see chiral HPLC Method disclosed herein. $[M+H]^+ = 420.5$ m/z. Activity: A

Example 219**(I-223)**

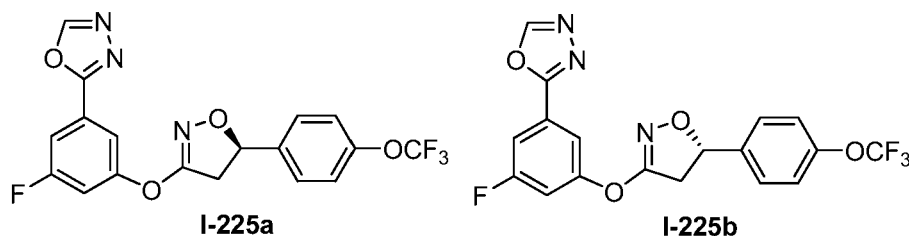
[00261] 3-(phenoxy)-4,5-dihydroisoxazole **I-223a** and **I-223b** were prepared using the analogous procedure as Example 218 except that racemic compound **I-15** was used in place of compound **I-75** as starting material. These compounds can be separated using chiral HPLC methods known in the art. For example, see chiral HPLC Method disclosed herein. $[M+H]^+ = 406.5$ m/z. Activity: A

Example 220**(I-224)**

[00262] 3-(phenoxy)-4,5-dihydroisoxazole **I-224a** and **I-224b** were prepared in 3 steps according to the following procedures: 3-fluoro-5-hydroxybenzoic acid methyl ester is reacted with racemic bromoisoxazole **I-14** using Method 5. The resulting methyl ester (1.0 equiv) is dissolved in methanol (0.08 M) after which hydrazine (50 equiv, 50% by weight in water) is added and the reaction is allowed to stir for 14h. The reaction mixture is then concentrated under vacuum and used directly in the next step. Triethylorthoacetate (8.0 equiv) is added and the reaction is sealed and heated to reflux for 14h. The reaction is then transferred to a separatory funnel with excess ethyl acetate and water. The organic layer was washed water and brine, drive over sodium sulfate and concentrated under vacuum to provide crude material which was purified using flash silica gel chromatography (gradient ethyl acetate/hexanes) to provide the desired racemic oxadiazole **I-224**. These compounds can be separated using chiral HPLC

methods known in the art. For example, see chiral HPLC Method disclosed herein. $[M+H]^+ = 424.5$ m/z. Activity: A

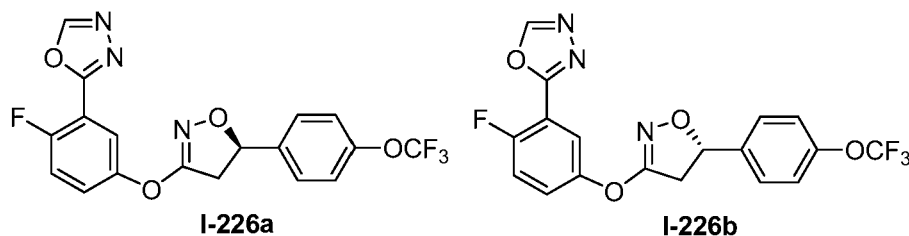
Example 221



(I-225)

[00263] 3-(phenoxy)-4,5-dihydroisoxazole **I-225a** and **I-225b** were prepared using the analogous procedure as Example 220 except that triethylorthoformate was used in place of triethylorthoacetate to form the desired oxadiazole. These compounds can be separated using chiral HPLC methods known in the art. For example, see chiral HPLC Method disclosed herein. $[M+H]^+ = 410.3$ m/z. Activity: A

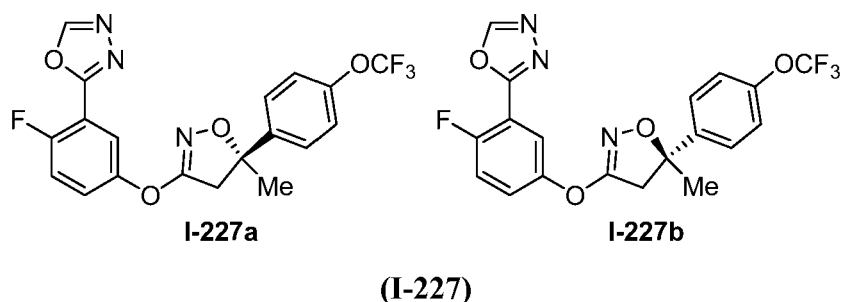
Example 222



(I-226)

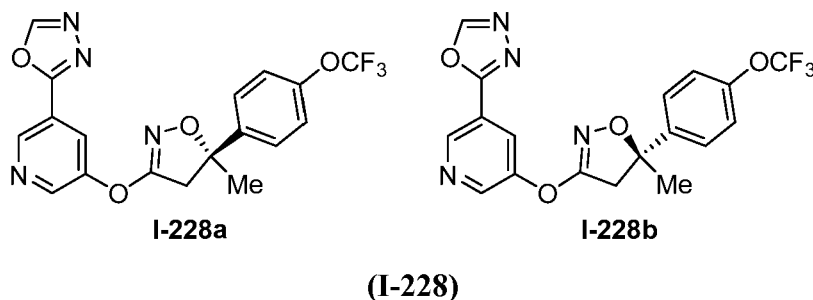
[00264] 3-(phenoxy)-4,5-dihydroisoxazole **I-226a** and **I-226b** were prepared using the analogous procedure as Example 220 except that 4-fluoro-5-hydroxybenzoic acid methyl ester was used in place of 3-fluoro-5-hydroxybenzoic acid methyl ester in the first step. These compounds can be separated using chiral HPLC methods known in the art. For example, see chiral HPLC Method disclosed herein. $[M+H]^+ = 410.4$ m/z. Activity: A

Example 223

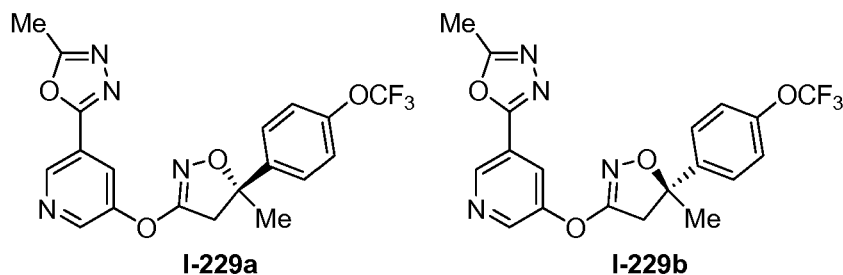


[00265] 3-(phenoxy)-4,5-dihydroisoxazole **I-227a** and **I-227b** were prepared using the analogous procedure as Example 222 except that racemic compound **I-75** was used in place of compound **I-14** as starting material. These compounds can be separated using chiral HPLC methods known in the art. For example, see chiral HPLC Method disclosed herein. $[M+H]^+ = 424.2$ m/z. Activity: A

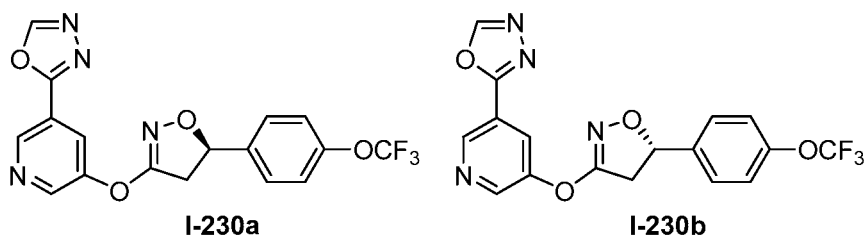
Example 224



[00266] 3-(pyridin-3-yloxy)-4,5-dihydroisoxazole **I-228a** and **I-228b** were prepared in 3 steps according to the following procedures: 5-hydroxynicotinic acid methyl ester is reacted with racemic bromoisoxazole **I-75** using Method 5. The resulting methyl ester (1.0 equiv) is dissolved in methanol (0.08 M) after which hydrazine (50 equiv, 50% by weight in water) is added and the reaction is allowed to stir for 14h. The reaction mixture is then concentrated under vacuum and used directly in the next step. Triethylorthoformate (8.0 equiv) is added and the reaction is sealed and heated to reflux for 14h. The reaction is then transferred to a separatory funnel with excess ethyl acetate and water. The organic layer was washed water and brine, drive over sodium sulfate and concentrated under vacuum to provide crude material which was purified using flash silica gel chromatography (gradient ethyl acetate/hexanes) to provide the desired racemic oxadiazole **I-228**. These compounds can be separated using chiral HPLC methods known in the art. For example, see chiral HPLC Method disclosed herein. $[M+H]^+ = 407.5$ m/z. Activity: A

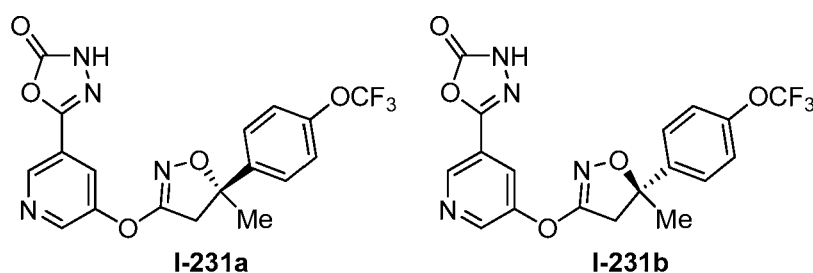
Example 225**(I-229)**

[00267] 3-(pyridin-3-yloxy)-4,5-dihydroisoxazole **I-229a** and **I-229b** were prepared using the analogous procedure as Example 224 except that triethylorthoacetate was used in place of triethylorthoformate to form the desired oxadiazole. These compounds can be separated using chiral HPLC methods known in the art. For example, see chiral HPLC Method disclosed herein. $[M+H]^+ = 422.0$ m/z. Activity: A

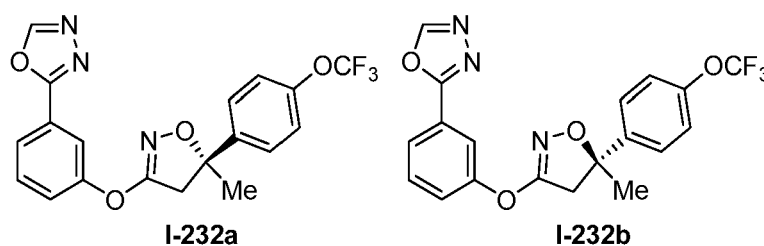
Example 226**(I-230)**

[00268] 3-(phenoxy)-4,5-dihydroisoxazole **I-230a** and **I-230b** were prepared using the analogous procedure as Example 224 except that racemic compound **I-14** was used in place of compound **75** as starting material. These compounds can be separated using chiral HPLC methods known in the art. For example, see chiral HPLC Method disclosed herein. $[M+H]^+ = 393.2$ m/z. Activity: A

Example 227

**(I-231)**

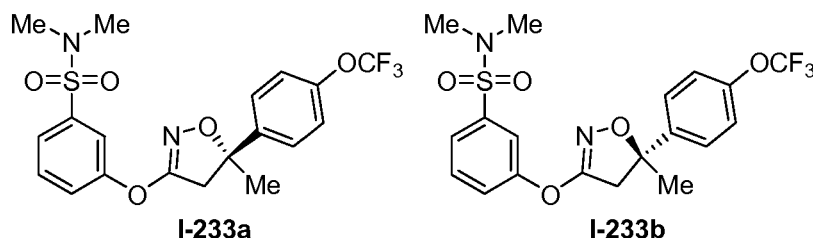
[00269] 3-(pyridin-3-yloxy)-4,5-dihydroisoxazole **I-231a** and **I-231b** were prepared in 3 steps according to the following procedures: 5-hydroxynicotinic acid methyl ester is reacted with racemic bromoisoxazole **I-75** using Method 5. The resulting methyl ester (1.0 equiv) is dissolved in methanol (0.08 M) after which hydrazine (50 equiv, 50% by weight in water) is added and the reaction is allowed to stir for 14h. The reaction mixture is then concentrated under vacuum and used directly in the next step. The hydrazide is dissolved in dioxane (0.12 M with respect to hydrazide). *N,N*-Carbonydiimidazole (1.2 equiv) is added and the reaction is sealed and heated to reflux for 4h. The reaction is then transferred to a separatory funnel with excess ethyl acetate and water. The organic layer was washed water and brine, drive over sodium sulfate and concentrated under vacuum to provide crude material which was purified using flash silica gel chromatography (gradient methanol/dichloromethane) to provide the desired racemic 1,3,4-oxadiazol-2(3H)-one **I-231**. These compounds can be separated using chiral HPLC methods known in the art. For example, see chiral HPLC Method disclosed herein. $[M+H]^+ = 423.4$ m/z. Activity: B

Example 228**(I-232)**

[00270] 3-(phenoxy)-4,5-dihydroisoxazole **I-232a** and **I-232b** were prepared in 1 step from racemic compound **I-75** and 4-(1,3,4-oxadiazol-2-yl)phenol using Method 5. These

compounds can be separated using chiral HPLC methods known in the art. For example, see chiral HPLC Method disclosed herein. $[M+H]^+ = 406.5$ m/z. Activity: A

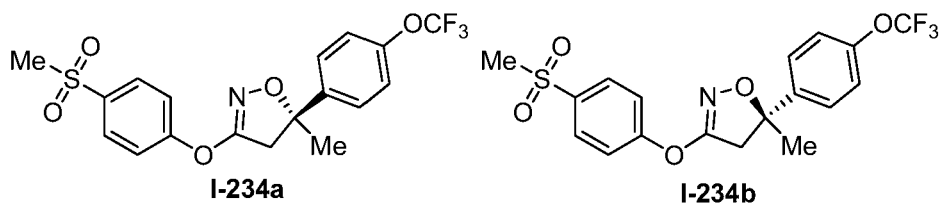
Example 229



(I-233)

[00271] 3-(phenoxy)-4,5-dihydroisoxazole **I-233a** and **I-233b** were prepared in 1 step from racemic compound **I-75** and 3-hydroxy-*N,N*-dimethylbenzenesulfonamide using Method 5. These compounds can be separated using chiral HPLC methods known in the art. For example, see chiral HPLC Method disclosed herein. $[M+H]^+ = 445.4$ m/z. Activity: C

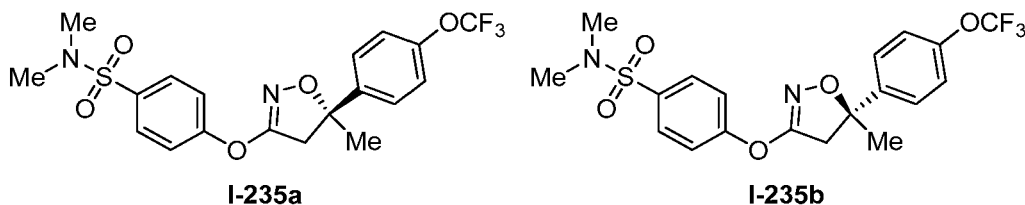
Example 230



(I-234)

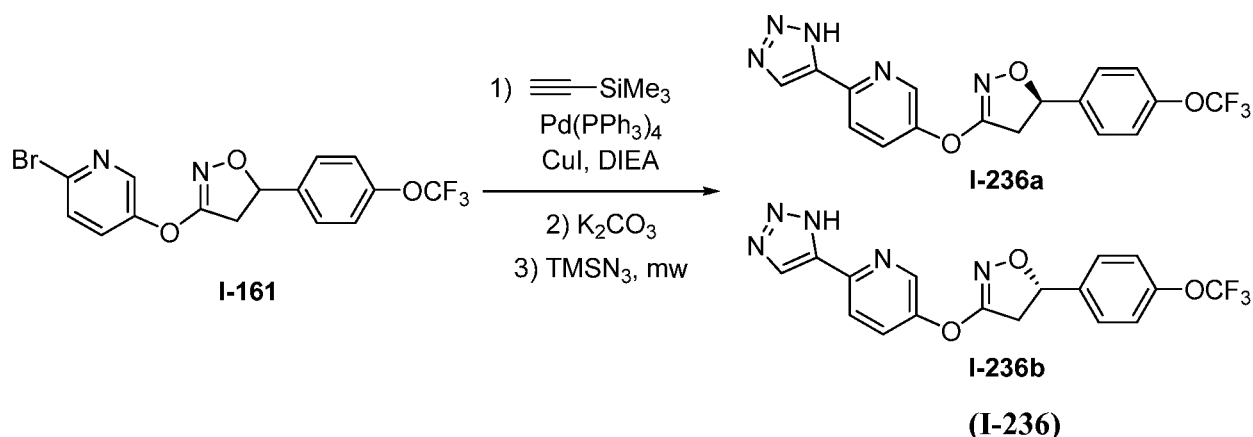
[00272] 3-(phenoxy)-4,5-dihydroisoxazole **I-234a** and **I-234b** were prepared in 1 step from racemic compound **I-75** and 4-(methylsulfonyl)phenol using Method 5. These compounds can be separated using chiral HPLC methods known in the art. For example, see chiral HPLC Method disclosed herein. $[M+H]^+ = 415.6$ m/z. Activity: B

Example 231



(I-235)

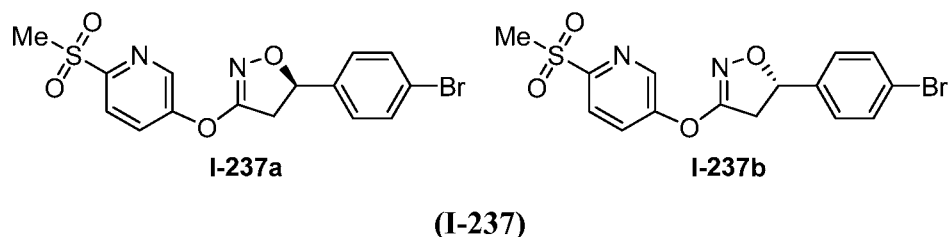
[00273] 3-(phenoxy)-4,5-dihydroisoxazole **I-235a** and **I-235b** were prepared in 1 step from racemic compound **I-75** and 4-hydroxy-*N,N*-dimethylbenzenesulfonamide using Method 5. These compounds can be separated using chiral HPLC methods known in the art. For example, see chiral HPLC Method disclosed herein. $[M+H]^+ = 445.3$ m/z. Activity: C

Example 232

[00274] 3-(pyridin-3-yloxy)-4,5-dihydroisoxazole **I-236a** and **I-236b** were prepared in 3 steps according to the following procedures: racemic dihydroisoxazole **I-161** (1.0 equiv) was dissolved in *N,N*-dimethylformamide (0.1 M). Copper iodide (1.0 equiv) was added followed by trimethylsilylacetylene (3.0 equiv) and *N,N*-diisopropyl ethylamine (2.0 equiv). Palladium tetrakis (15 mol%) was added and the reaction was sealed and heated in a microwave reactor at 100 °C for 1h. The reaction was allowed to cool after which it was transferred to a separatory funnel with ethyl acetate and water. The organic layer was then washed with water and brine, dried over sodium sulfate, concentrated and purified by flash silica gel chromatography (gradient ethyl acetate/hexanes). The TMS group was then deprotected by dissolving this material in methanol (0.07 M) and adding potassium carbonate (3.0 equiv). After stirring for 4h at room temperature, the reaction was transferred a separatory funnel with ethyl acetate and water. The organic layer was then washed with water and brine, dried over sodium sulfate, concentrated and purified by flash silica gel chromatography (gradient ethyl acetate/hexanes). The resulting alkyne was then converted to the desired triazole by first dissolving it in neat trimethyl silylazide (80 equiv), purging the reaction mixture with Argon and heating in a microwave reactor to 110 °C for 3h. After an additional 4h of heating the reaction was 60% complete by LC/MS analysis

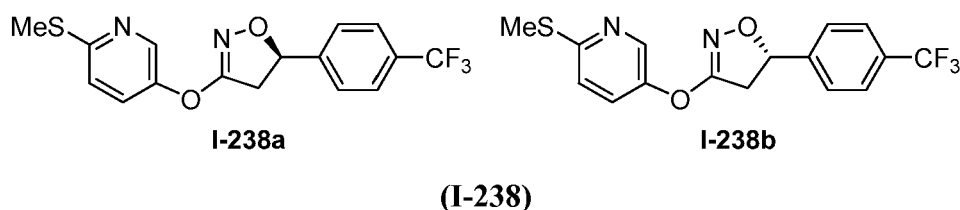
at which point it was concentrated and purified directly by flash silica gel chromatography (gradient methanol/methylene chloride) to provide the desired racemic triazole **I-236**. These compounds can be separated using chiral HPLC methods known in the art. For example, see chiral HPLC Method disclosed herein. $[M+H]^+ = 392.9$ m/z. Activity: A

Example 233

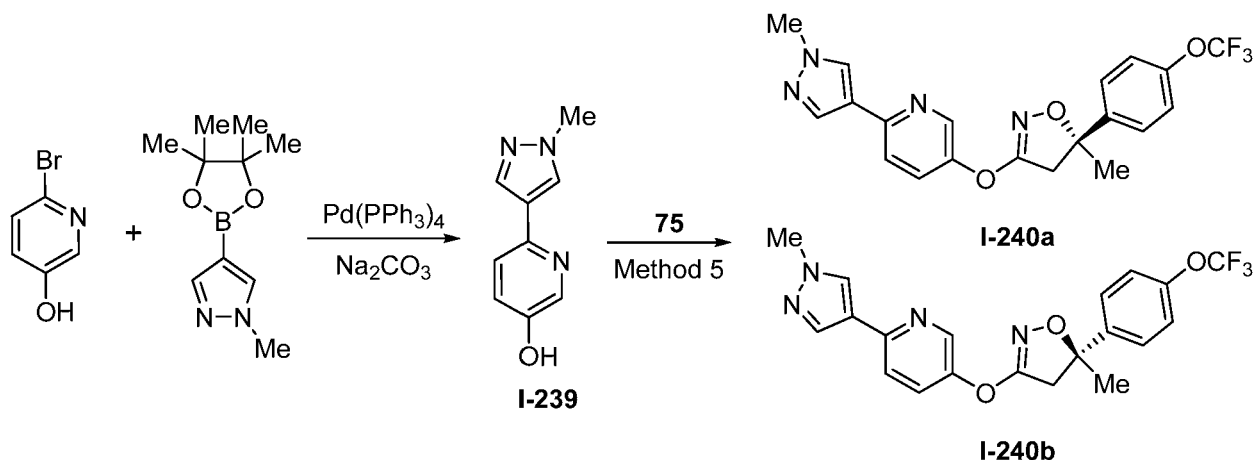


[00275] 3-(pyridin-3-yloxy)-4,5-dihydroisoxazole **I-237a** and **I-237b** were prepared in 2 steps from racemic compound **I-148** by first reacting **I-148** with 6-(methylthio)pyridin-3-ol (prepared from 6-(methylthio)pyridin-3-ylboronic acid using Method 11) using Method 5 followed by oxidation under analogous conditions to example 130. These compounds can be separated using chiral HPLC methods known in the art. For example, see chiral HPLC Method disclosed herein. $[M+H]^+ = 396.6$ m/z. Activity: A

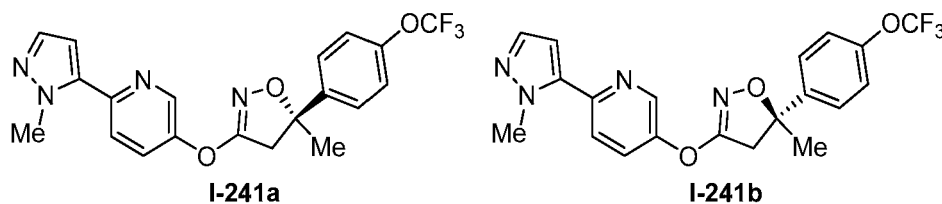
Example 234



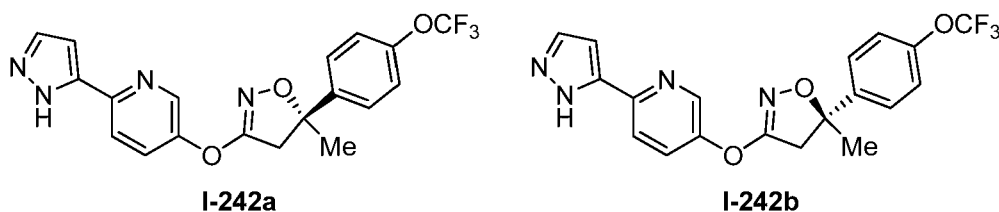
[00276] 3-(pyridin-3-yloxy)-4,5-dihydroisoxazole **I-238a** and **I-238b** were prepared in 2 steps from 1-(trifluoromethyl)-4-vinylbenzene using the cycloaddition conditions from Method 1. The resulting bromo-4,5-dihydroisoxazole was reacted with 6-(methylthio)pyridin-3-ol (prepared from 6-(methylthio)pyridin-3-ylboronic acid using Method 11) using Method 5 to provide compound **I-238**. These compounds can be separated using chiral HPLC methods known in the art. For example, see chiral HPLC Method disclosed herein. $[M+H]^+ = 355.3$ m/z. Activity: A

Example 235**(I-240)**

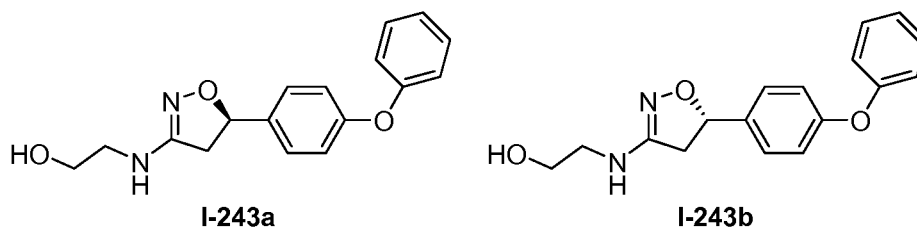
[00277] 3-(pyridin-3-yloxy)-4,5-dihydroisoxazole **I-240a** and **I-240b** were prepared in 2 steps according to the following procedures: 6-bromopyridin-3-ol (1.0 equiv) and sodium carbonate (10.0 equiv) are added to a microwave vial. Toluene, ethanol, and water (0.16 M, 2:2:1 v/v) are added followed by 1-methyl-4-(4,4,5,5-tetramethyl-1,3,2-dioxaborolan-2-yl)-1H-pyrazole (1.5 equiv). The mixture is purged with argon for 15 min followed by the addition of palladium tetrakis (4 mol%). The reaction tube is then covered with aluminum foil and heated to 80 °C in an oil bath for 17h. After cooling the reaction was transferred to a separatory funnel with excess water and ethyl acetate. The organic layer was then washed with water (1x), saturated ammonium chloride (1x) and brine (1x). The aqueous layers were combined and washed with ethyl acetate (1x). The organic layers were then combined, dried over sodium sulfate, concentrated and purified using flash silica gel chromatography (gradient methanol/methylene chloride) to provide 6-(1-methyl-1H-pyrazol-4-yl)pyridin-3-ol **I-239** as a white solid. This compound is then reacted with racemic 3-bromo-4,5-dihydroisoxazole **I-75** using Method 5 to provide the desired racemic compound **I-240**. These compounds can be separated using chiral HPLC methods known in the art. For example, see chiral HPLC Method disclosed herein. $[\text{M}+\text{H}]^+ = 419.3 \text{ m/z}$. Activity: A

Example 236**(I-241)**

[00278] 3-(pyridin-3-yloxy)-4,5-dihydroisoxazole **I-241a** and **I-241b** were prepared using the analogous procedure as Example 235 except that 1-methyl-5-(4,4,5,5-tetramethyl-1,3,2-dioxaborolan-2-yl)-1*H*-pyrazole was used in place of 1-methyl-4-(4,4,5,5-tetramethyl-1,3,2-dioxaborolan-2-yl)-1*H*-pyrazole as the boronoate in the first step. These compounds can be separated using chiral HPLC methods known in the art. For example, see chiral HPLC Method disclosed herein. $[M+H]^+ = 406.2$ m/z. Activity: A

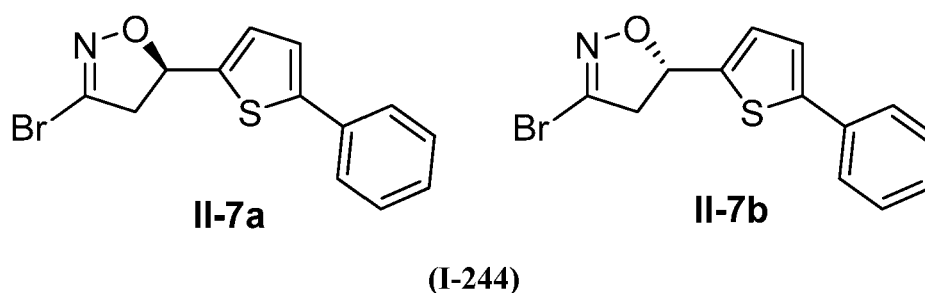
Example 237**(I-242)**

[00279] 3-(pyridin-3-yloxy)-4,5-dihydroisoxazole **I-242a** and **I-242b** were prepared using the analogous procedure as Example 188 except that racemic compound **I-75** was used in place of compound **I-14** as starting material. These compounds can be separated using chiral HPLC methods known in the art. For example, see chiral HPLC Method disclosed herein. $[M+H]^+ = 406.3$ m/z. Activity: A

Example 238**(I-1243)**

[00280] 2-(4,5-dihydroisoxazol-3-ylamino)ethanol **I-243a** and **I-243b** were prepared in 2 steps according to the following procedures: racemic 3-bromo-4,5-dihydroisoxazole **I-10** (1.0 equiv) was dissolved in *n*-butanol (0.57 M) followed by the addition of (*tert*-butyldimethylsilyloxy)methanamine (1.2 equiv) and sodium carbonate (2.5 equiv). The reaction was sealed and heated in a microwave reaction for 1h at 150 °C after which point there was very little product formation by LC/MS analysis. The reaction was then resealed and heated for an additional 24h at 120 °C in the microwave after which it was transferred to a separatory funnel with excess water and *tert*-butylmethyl ether. The aqueous layer was washed with *tert*-butylmethyl ether (2x) and the combined organic layers were washed with brine, dried over magnesium sulfate and concentrate to provide a orange solid that was purified using flash silica gel chromatography (gradient ethyl acetate/hexane) to provide the desired silyl ether. This compound (1.0 equiv) was then dissolved in methanol (0.02 M) and cooled to 0 °C in an ice bath. Acetyl chloride (50 equiv) was added dropwise after which the reaction was allowed to stir for 30 min at 0 °C. The solvent and remaining acetyl chloride was then removed under a stream of nitrogen after which the crude material was purified by flash silica gel chromatography (gradient ethyl acetate/ methanol) to provide racemic **I-243**. These compounds can be separated using chiral HPLC methods known in the art. For example, see chiral HPLC Method disclosed herein. [M+H]⁺ = 300.2 m/z. Activity: B

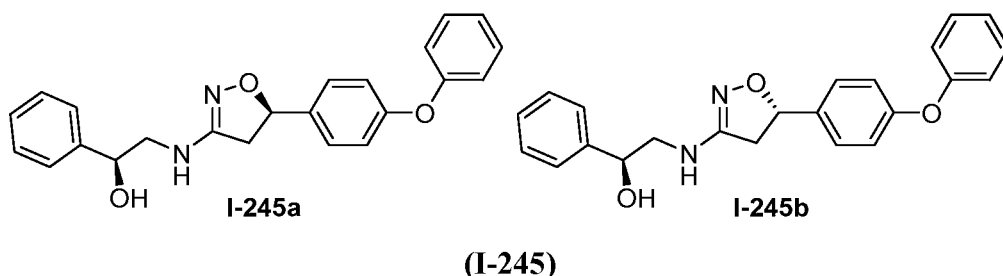
Example 239



[00281] 2-((4,5-dihydroisoxazol-3-yl)(methyl)amino)acetic acid **I-244a** and **I-244b** were prepared in 2 steps according to the following procedure: racemic 3-bromo-4,5-dihydroisoxazole **I-10** was converted to the corresponding 3-amino-4,5-dihydroisoxazole by reacting it with sarcosine ethyl ester under the same conditions as in Example 238. The ethyl ester was then hydrolyzed using the analogous conditions as in Example 119 to provide a mixture of racemic **I-244**. These compounds can be separated using chiral HPLC methods

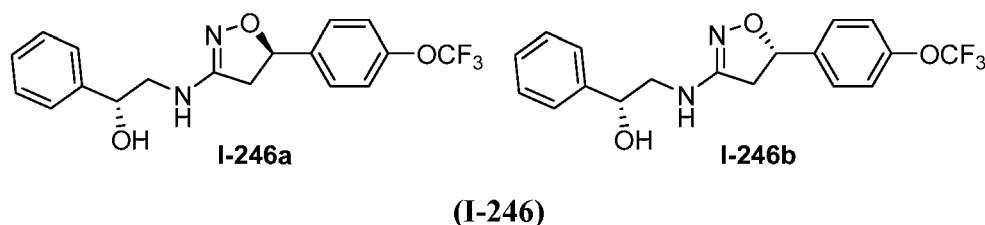
known in the art. For example, see chiral HPLC Method disclosed herein. $[M-H]^- = 327.5$ m/z.
Activity: B

Example 240



[00282] 2-(4,5-dihydroisoxazol-3-ylamino)alcohol **I-245a** and **I-245b** were prepared in 1 step according to the following procedure: racemic 3-bromo-4,5-dihydroisoxazole **I-10** (1.0 equiv) was dissolved in *n*-butanol (0.64 M) followed by the addition of (*S*)-2-amino-1-phenylethanol (1.2 equiv) and sodium carbonate (2.5 equiv). The reaction is the sealed and heated in an oil bath to 120 °C for 18h after which it allowed to cool and then transferred to a separatory funnel with excess water and *tert*-butylmethyl ether. The aqueous layer was washed with *tert*-butylmethyl ether (2x) and the combined organic layers were washed with brine, dried over magnesium sulfate and concentrate to provide a orange solid that was purified using flash silica gel chromatography (gradient toluene/hexanes to toluene/ethyl acetate) to provide racemic **I-245** as a white solid. These compounds can be separated using chiral HPLC methods known in the art. For example, see chiral HPLC Method disclosed herein. $[M+H]^+ = 374.20$ m/z.
Activity: C

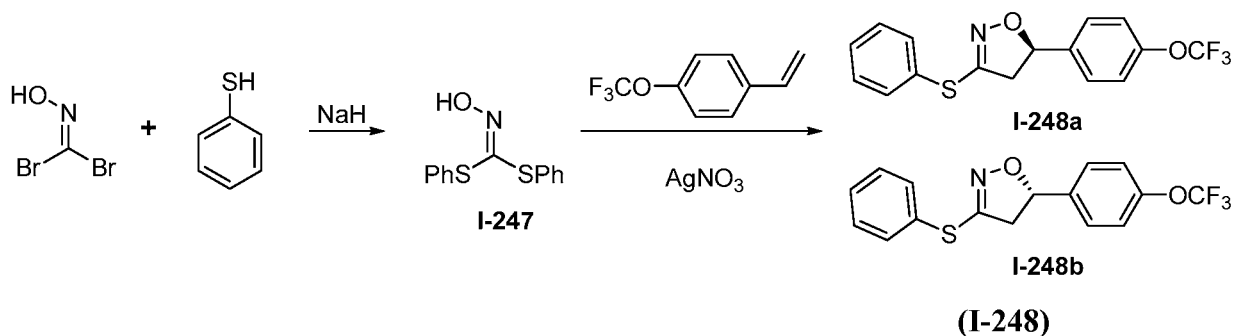
Example 241



[00283] 2-(4,5-dihydroisoxazol-3-ylamino)alcohol **I-246a** and **I-246b** were prepared using the analogous procedure as Example 240 except that racemic 3-bromo-4,5-dihydroisoxazole **I-14** was used in place of 3-bromo-4,5-dihydroisoxazole **I-10** as starting material and that (*R*)-2-amino-1-phenylethanol was used in place of (*S*)-2-amino-1-phenylethanol. These compounds

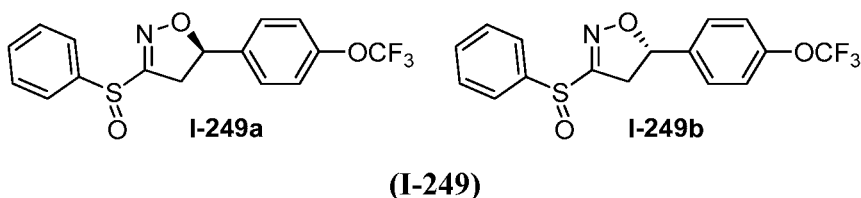
can be separated using chiral HPLC methods known in the art. For example, see chiral HPLC Method disclosed herein. $[M+H]^+ = 365.6$ m/z. Activity: C

Example 242



[00284] 3-(phenylthio)-4,5-dihydroisoxazole **I-248a** and **I-248b** were prepared in 2 steps according to the following procedure: *N,N*-dibromomethanimine (1.0 equiv) was dissolved in tetrahydrofuran. Thiophenol (2.0 equiv) was added followed by sodium hydride (1.98 equiv). After stirring for 1h, the reaction is concentrated and purified by flash silica gel chromatography (gradient ethyl acetate/hexanes) to provide the desired diphenyl hydroxycarbonimidodithioate **I-247**. The dithioate (1.0 equiv) is then redissolved in acetonitrile (1.0 M) followed by the addition of 1-(trifluoromethoxy)-4-vinylbenzene (2.4 equiv), silver nitrate (1.0 equiv) and potassium carbonate (1.0 equiv). The reaction was allowed to stir for 3d at room temperature after which point it was concentrated and purified by flash silica gel chromatography (gradient ethyl acetate/hexanes) to provide racemic 3-(phenylthio)-4,5-dihydroisoxazole **I-248**. These compounds can be separated using chiral HPLC methods known in the art. For example, see chiral HPLC Method disclosed herein. $[M+H]^+ = 339.9$ m/z. Activity: C

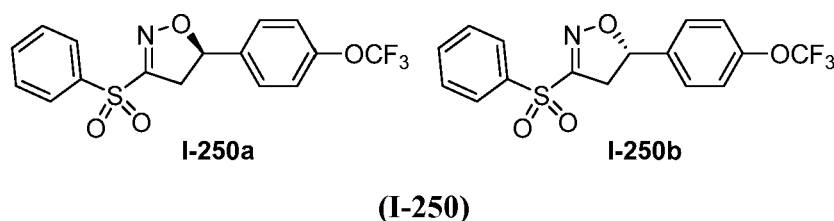
Example 243



[00285] 3-(phenylsulfinyl)-4,5-dihydroisoxazole **I-249a** and **I-249b** were prepared by the oxidation of racemic 3-(phenylthio)-4,5-dihydroisoxazole **I-248**. 3-(Phenylthio)-4,5-dihydroisoxazole **I-248** (1.0 equiv) was dissolved in ethanol (0.15 M) followed by the addition

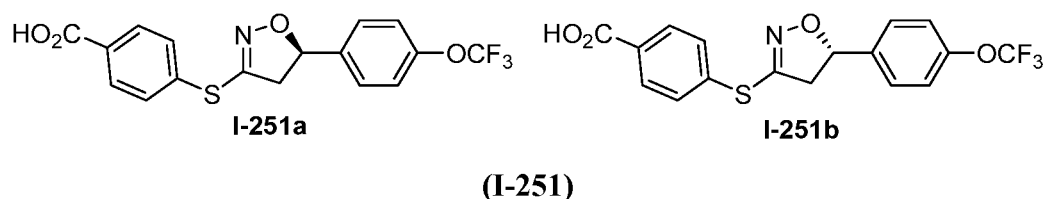
of excess hydrogen peroxide in water (30% by weight, >50 equiv) and 1N HCl (0.29 M). The reaction was stirred at room temperature for 14h after which it was transferred to a separatory funnel with excess water and methylene chloride. The water layer was extracted with methylene chloride (1x), dried over magnesium sulfate, and concentrated to provide crude product that was recrystallized from hexanes to provide the desired racemic 3-(phenylsulfinyl)-4,5-dihydroisoxazole **I-249**. These compounds can be separated using chiral HPLC methods known in the art. For example, see chiral HPLC Method disclosed herein. $[M+H]^+ = 355.5$ m/z. Activity: C

Example 244

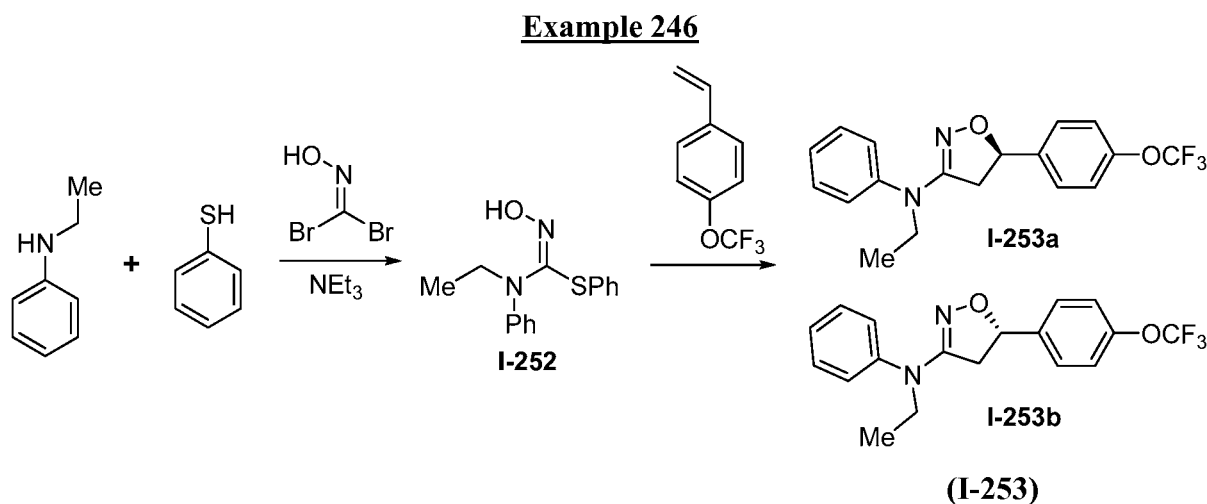


[00286] 3-(phenylsulfonyl)-4,5-dihydroisoxazole **I-250a** and **I-250b** were prepared by the oxidation of racemic 3-(phenylsulfinyl)-4,5-dihydroisoxazole **I-249**. 3-(Phenylsulfinyl)-4,5-dihydroisoxazole **I-249** is dissolved in methylene chloride (0.03 M). *m*-Chloroperbenzoic acid (77% by weight, 2.95 equiv) are added in two portions and the reaction is allowed to stir at room temperature for 14h after which it is transferred to a separatory funnel with excess water and methylene chloride. The organic layer is washed with saturated sodium bicarbonate (2x), dried over magnesium sulfate, and concentrated to provide crude solid that is recrystallized from methylene chloride/hexanes to provide the desired racemic 3-(phenylsulfonyl)-4,5-dihydroisoxazole **I-250**. These compounds can be separated using chiral HPLC methods known in the art. For example, see chiral HPLC Method disclosed herein. $[M+H]^+ = 371.7$ m/z. Activity: C

Example 245



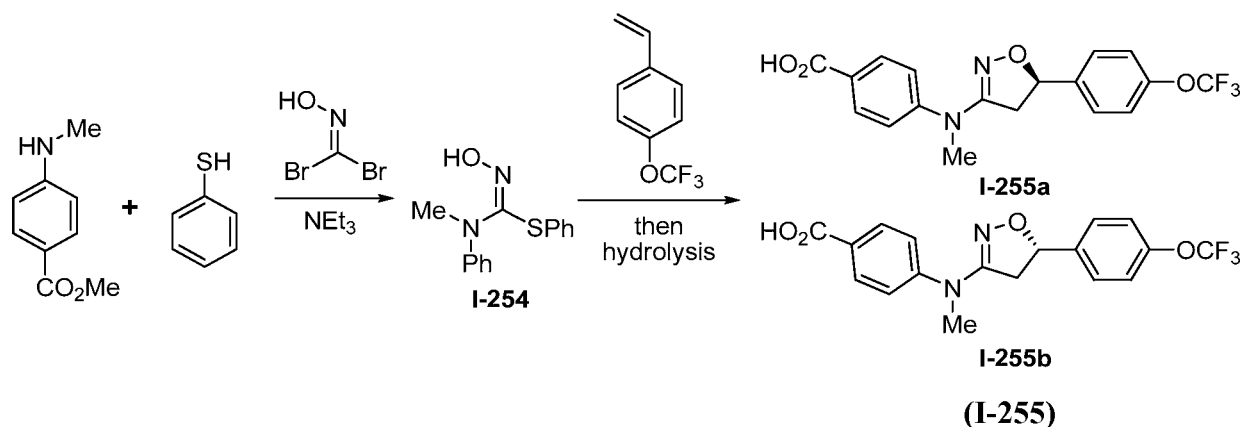
[00287] 3-(phenylthio)-4,5-dihydroisoxazole **I-251a** and **I-251b** were prepared using the analogous procedure as Example 242 except that methyl 4-mercaptobenzoate was used in place of thiophenol to form the requisite hydroxycarbonimidodithioate. The resulting methyl ester cycloadduct was then hydrolyzed using the analogous conditions as in example 94 to provide racemic 3-(phenylthio)-4,5-dihydroisoxazole **I-251**. These compounds can be separated using chiral HPLC methods known in the art. For example, see chiral HPLC Method disclosed herein. $[M+H]^+ = 384.1$ m/z. Activity: C



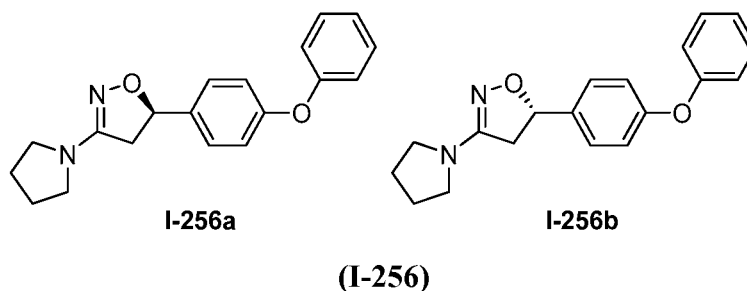
[00288] N-ethyl-N-phenyl-4,5-dihydroisoxazol-3-amine **I-253a** and **I-253b** were prepared in 2 steps according to the following procedure: *N,N*-dibromoformaldoxime (1.05 equiv) was dissolved in acetonitrile. Thiophenol (1.0 equiv) and *N*-ethyl aniline (1.0 equiv) were added and the reaction was allowed to stir at room temperature for 2.5h after which point triethylamine (5.0 equiv) is added. After stirring for 1h, the solids that have now precipitated out of the reaction are filtered and the filtrate is concentrated and purified directly by flash silica gel chromatography (gradient ethyl acetate/hexanes with 1% triethylamine) to provide the desired carbamimidothioate **I-252**. The carbamimidothioate (1.0 equiv) is then redissolved in acetonitrile (1.0 M) followed by the addition of 1-(trifluoromethoxy)-4-vinylbenzene (2.4 equiv), silver nitrate (1.07 equiv) and potassium carbonate (1.17 equiv). The reaction was allowed to stir for 1d at room temperature after which point it was purified by flash silica gel chromatography (gradient ethyl acetate/hexanes with 1% triethylamine) to provide racemic 4,5-dihydroisoxazol-3-amine **I-253**. These compounds can be separated using chiral HPLC

methods known in the art. For example, see chiral HPLC Method disclosed herein. $[M+H]^+ = 352.1$ m/z. Activity: C

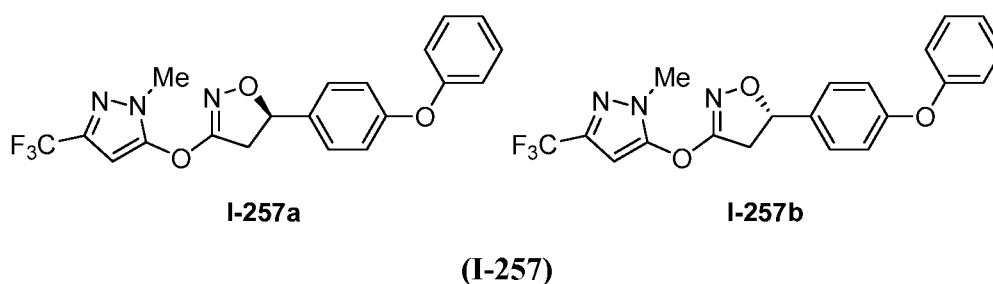
Example 247



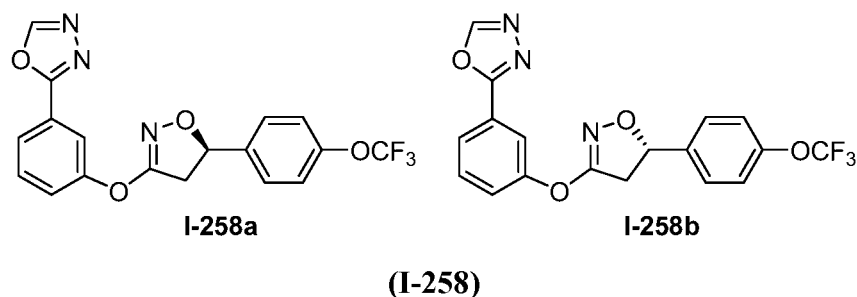
[00289] *N*-methyl-*N*-phenyl-4,5-dihydroisoxazol-3-amine **I-255a** and **I-255b** were prepared in 3 steps according to the following procedure: *N,N*-dibromomethanimine (1.05 equiv) was dissolved in acetonitrile. Thiophenol (1.0 equiv) and 4-(methylamino)benzoic acid methyl ester (1.0 equiv) were added after which point triethylamine (3.0 equiv) is added in 3 portions. After stirring for 3h, the reaction was transferred to a separatory funnel with excess water and methylene chloride. The organic layer was washed with 1N HCl (2x), dried over magnesium sulfate, concentrated and purified using flash silica gel chromatography (gradient ethyl acetate/hexanes with 0.5% triethyl amine followed by gradient methanol/methylene chloride with 0.5% triethyl amine) to provide the desired carbamimidothioate **I-254**. The carbamimidothioate (1.0 equiv) is then redissolved in acetonitrile (1.0 M) followed by the addition of 1-(trifluoromethoxy)-4-vinylbenzene (1.8 equiv), silver nitrate (2.3 equiv) and potassium carbonate (2.1 equiv). The reaction was allowed to stir for 1d at room temperature after which point it was purified by flash silica gel chromatography (gradient ethyl acetate/hexanes with 0.5% triethylamine followed by gradient methanol/methylene chloride with 0.5% triethylamine). The resulting racemic methyl ester cycloadduct was then hydrolyzed using the analogous conditions as in Example 94 to provide racemic *N*-methyl-*N*-phenyl-4,5-dihydroisoxazol-3-amine **I-255**. These compounds can be separated using chiral HPLC methods known in the art. For example, see chiral HPLC Method disclosed herein. $[M+H]^+ = 381.5$ m/z. Activity: C

Example 248

[00290] 3-(pyrrolidin-1-yl)-4,5-dihydroisoxazole **I-256a** and **I-256b** were prepared using the analogous procedure as Example 238 except that pyrrolidine was used in place of (*S*)-2-amino-1-phenylethanol. These compounds can be separated using chiral HPLC methods known in the art. For example, see chiral HPLC Method disclosed herein. $[M+H]^+ = 310.3$ m/z. Activity: C

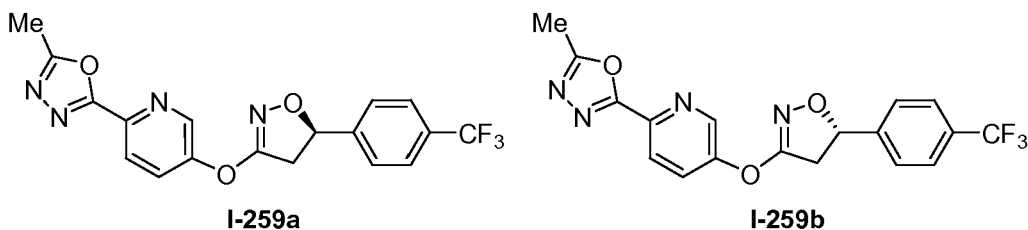
Example 249

[00291] 3-(1-methyl-3-(trifluoromethyl)-1*H*-pyrazol-5-yloxy)-4,5-dihydroisoxazole **I-257a** and **I-257b** were prepared in 1 step from compound **I-10** and 1-methyl-3-(trifluoromethyl)-1*H*-pyrazol-5-ol using Method 5. These compounds can be separated using chiral HPLC methods known in the art. For example, see chiral HPLC Method disclosed herein. $[M+H]^+ = 403.7$ m/z. Activity: B

Example 250

[00292] 3-(phenoxy)-4,5-dihydroisoxazole **I-258a** and **I-258b** were prepared in 1 step from racemic compound **I-14** and 3-(1,3,4-oxadiazol-2-yl)phenol using Method 5. These compounds can be separated using chiral HPLC methods known in the art. For example, see chiral HPLC Method disclosed herein. $[M+H]^+ = 392.4$ m/z. Activity: A

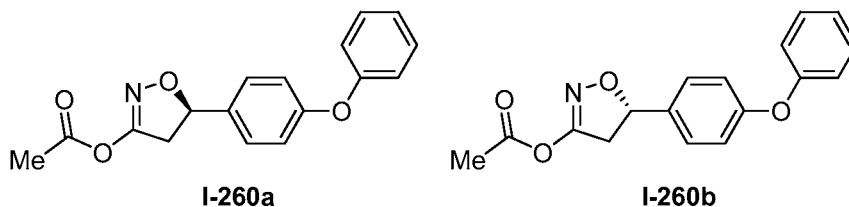
Example 251



(I-259)

[00293] 3-(pyridin-3-yloxy)-4,5-dihydroisoxazole **I-259a** and **I-259b** were prepared using the analogous procedure to Example 152 except that racemic compound **I-170** was used as the starting acid. These compounds can be separated using chiral HPLC methods known in the art. For example, see chiral HPLC Method disclosed herein. $[M+H]^+ = 390.7$ m/z. Activity: A

Example 252

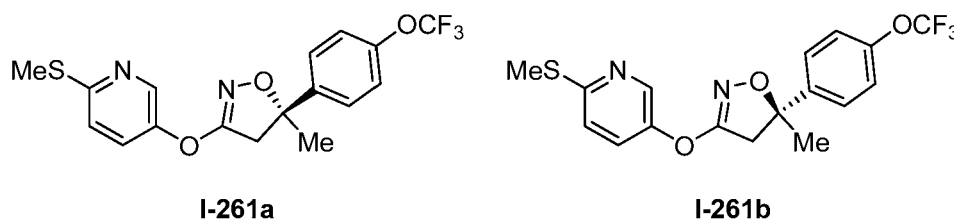


(I-260)

[00294] 4,5-dihydroisoxazol-3-yl acetate **I-260a** and **I-260b** were prepared in 3 steps according to the following procedures: racemic bromoisoxazole **I-10** was (1.0 equiv) was dissolved in tetrahydrofuran (1.0 M). 1N Sodium hydroxide solution is added (4.0 equiv) followed by allyl alcohol (45 equiv). The reaction was sealed and heated to 60 °C for 3h. The reaction mixture was allowed to cool and then transferred to a separatory funnel with excess water and ethyl acetate. The organic layer was washed water and brine, drive over sodium sulfate and concentrated under vacuum to provide crude material which was purified using flash silica gel chromatography (gradient ethyl acetate/hexanes). The resulting allyl ether (1.0 equiv)

was then dissolved in tetrahydrofuran (0.2 M). Formic acid (5.0 equiv) was added followed by palladium tetrakis (10 mol%) after which the reaction was allowed to stir for 2h at room temperature. The reaction mixture was transferred to a separatory funnel with excess water and ethyl acetate. The organic layer was washed with saturated sodium bicarbonate and brine, dried over sodium sulfate and purified using flash silica gel chromatography (gradient ethyl acetate/hexanes). The resulting isoxazolidin-3-one (1.0 equiv) was dissolved in methylene chloride (0.3 M) after which N,N-dimethylamino pyridine (1.0 equiv) and acetic anhydride (1.0 equiv) were added. After stirring at room temperature for 14h, the reaction was transferred to a separatory funnel with excess water and ethyl acetate. The organic layer was washed with 1N HCl and brine, dried over sodium sulfate and concentrated to provide the desired racemic acetate **I-260**. These compounds can be separated using chiral HPLC methods known in the art. For example, see chiral HPLC Method disclosed herein. $[M+H]^+ = 297.8$ m/z. Activity: D

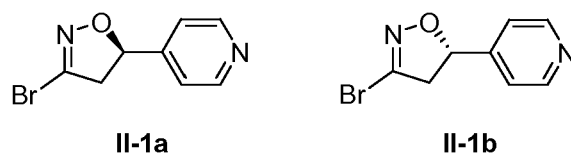
Example 253



(I-261)

[00295] 3-(pyridin-3-yloxy)-4,5-dihydroisoxazole **I-261a** and **I-261b** were prepared in 1 step from racemic compound **I-75** and 6-(methylthio)pyridin-3-ol using Method 5 after 6-(methylthio)pyridin-3-ol is first prepared from 6-(methylthio)pyridin-3-ylboronic acid using Method 11. These compounds can be separated using chiral HPLC methods known in the art. For example, see chiral HPLC Method disclosed herein. $[M+H]^+ = 386.2$ m/z. Activity: A

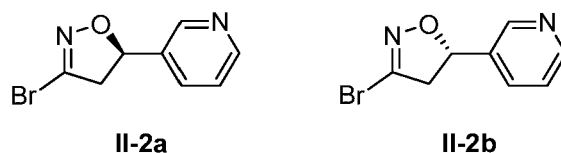
Example 254



(II-1)

[00296] 3-bromo-4,5-dihydroisoxazole **II-1a** and **II-1b** were prepared in 1 step from 4-vinylpyridine using Method 2. These compounds can be separated using chiral HPLC methods known in the art. For example, see chiral HPLC Method disclosed herein. $[M-H]^- = 226.0$ m/z. Activity: C

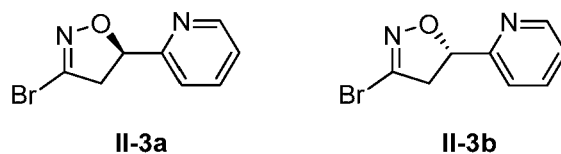
Example 255



(II-2)

[00297] 3-bromo-4,5-dihydroisoxazole **II-2a** and **II-2b** were prepared in 1 step from 3-vinylpyridine using Method 2. These compounds can be separated using chiral HPLC methods known in the art. For example, see chiral HPLC Method disclosed herein. $[M-H]^- = 226.0$ m/z. Activity: C

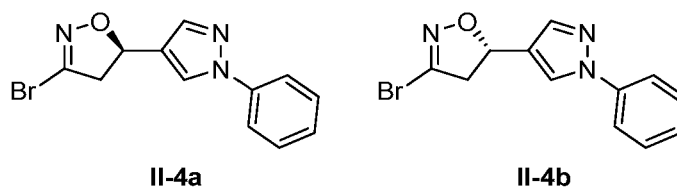
Example 256



(II-3)

[00298] 3-bromo-4,5-dihydroisoxazole **II-3a** and **II-3b** were prepared in 1 step from 2-vinylpyridine using Method 2. These compounds can be separated using chiral HPLC methods known in the art. For example, see chiral HPLC Method disclosed herein. $[M-H]^- = 226.0$ m/z. Activity: C

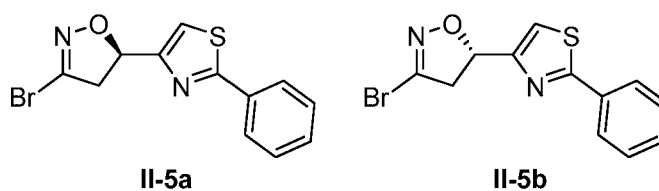
Example 257



(II-4)

[00299] 3-bromo-4,5-dihydroisoxazole **II-4a** and **II-4b** were prepared in 2 steps starting with alkene formation from 1-phenyl-1*H*-pyrazole-4-carbaldehyde using Method 8 followed by cycloaddition using Method 2. These compounds can be separated using chiral HPLC methods known in the art. For example, see chiral HPLC Method disclosed herein. $[M-H]^- = 291.0$ m/z. Activity: B

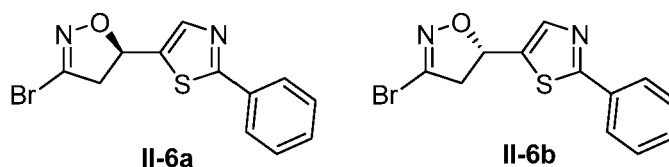
Example 258



(II-5)

[00300] 3-bromo-4,5-dihydroisoxazole **II-5a** and **II-5b** were prepared in 2 steps starting with alkene formation from 2-phenyl-1,3-thiazole-4-carbaldehyde using Method 8 followed by cycloaddition using Method 2. These compounds can be separated using chiral HPLC methods known in the art. For example, see chiral HPLC Method disclosed herein. $[M-H]^- = 308.0$ m/z. Activity: C

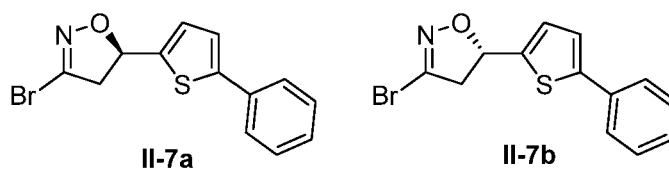
Example 259



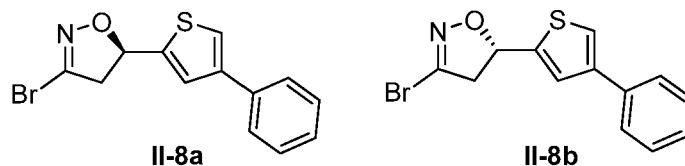
(II-6)

[00301] 3-bromo-4,5-dihydroisoxazole **II-6a** and **II-6b** were prepared in 2 steps starting with alkene formation from 2-phenyl-1,3-thiazole-5-carbaldehyde using Method 8 followed by cycloaddition using Method 1. These compounds can be separated using chiral HPLC methods known in the art. For example, see chiral HPLC Method disclosed herein. $[M-H]^- = 308.0$ m/z. Activity: A

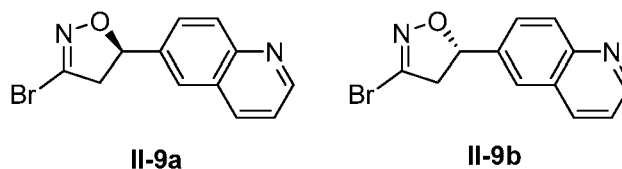
Example 260

**(II-7)**

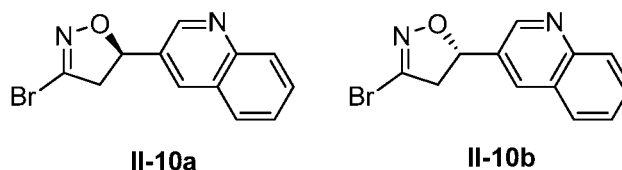
[00302] 3-bromo-4,5-dihydroisoxazole **II-7a** and **II-7b** were prepared in 2 steps starting with alkene formation from 5-phenylthiophene-2-carbaldehyde using Method 8 followed by cycloaddition using Method 1. These compounds can be separated using chiral HPLC methods known in the art. For example, see chiral HPLC Method disclosed herein. $[M+H]^+ = 309.6$ m/z. Activity: A

Example 261**(II-8)**

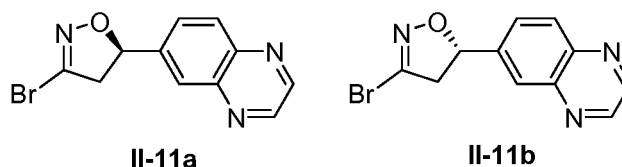
[00303] 3-bromo-4,5-dihydroisoxazole **II-8a** and **II-8b** were prepared in 2 steps starting with alkene formation from 4-phenylthiophene-2-carbaldehyde using Method 8 followed by cycloaddition using Method 2. These compounds can be separated using chiral HPLC methods known in the art. For example, see chiral HPLC Method disclosed herein. $[M-H]^- = 307.0$ m/z. Activity: A

Example 262**(II-9)**

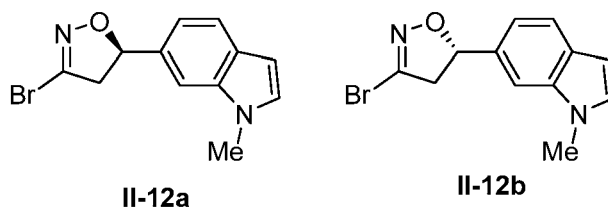
[00304] 3-bromo-4,5-dihydroisoxazole **II-9a** and **II-9b** were prepared in 2 steps starting with alkene formation from 6-quinolinecarbaldehyde using Method 8 followed by cycloaddition using Method 2. These compounds can be separated using chiral HPLC methods known in the art. For example, see chiral HPLC Method disclosed herein. $[M-H]^- = 276.0$ m/z. Activity: A

Example 263**(II-10)**

[00305] 3-bromo-4,5-dihydroisoxazole **II-10a** and **II-10b** were prepared in 2 steps starting with alkene formation from 3-quinolinecarbaldehyde using Method 8 followed by cycloaddition using Method 2. These compounds can be separated using chiral HPLC methods known in the art. For example, see chiral HPLC Method disclosed herein. $[M-H]^- = 276.0$ m/z. Activity: A

Example 264**(II-11)**

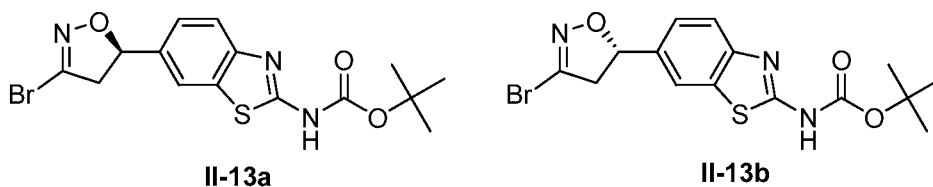
[00306] 3-bromo-4,5-dihydroisoxazole **II-11a** and **II-11b** were prepared in 2 steps starting with alkene formation from 6-bromoquinoxaline using Method 10 followed by cycloaddition using Method 2. These compounds can be separated using chiral HPLC methods known in the art. For example, see chiral HPLC Method disclosed herein. $[M-H]^- = 277.0$ m/z. Activity: A

Example 265**(II-12)**

[00307] 3-bromo-4,5-dihydroisoxazole **II-12a** and **II-12b** were prepared in 2 steps starting with alkene formation from 5-bromo-1-methyl-1*H*-indole using Method 9 followed by cycloaddition using Method 2. These compounds can be separated using chiral HPLC methods

known in the art. For example, see chiral HPLC Method disclosed herein. $[M-H]^- = 278.0$ m/z. Activity: A

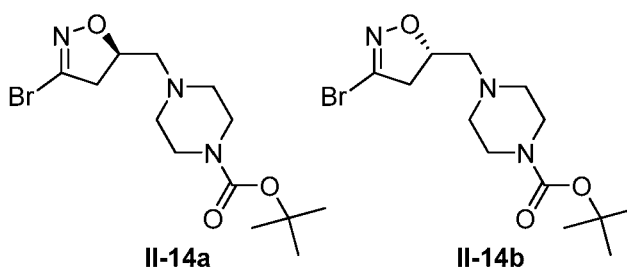
Example 266



(II-13)

[00308] 3-bromo-4,5-dihydroisoxazole **II-13a** and **II-13b** were prepared in 2 steps starting with the Boc-protection of 2-amino-6-bromobenzothiazole as follows: The benzothiazole (1.0 equiv) is dissolved in methylene chloride (0.12 M with respect to thiazole). Di-*tert*-butyl dicarbonate (3.0 equiv) is then added followed by the addition of DMAP (0.20 equiv) in five portions. The reaction was allowed to stir for 2h at 23 °C after which point there was no more SM by TLC analysis. The reaction was quenched with the addition of methanol (75 equiv) and allowed to stir for 10 min after which the reaction was split between water and methylene chloride, and the organic layer was washed with 0.5 M citric acid solution (2x) and saturated sodium bicarbonate solution (1x), dried over magnesium sulfate, and concentrated in vacuo to provide a crude solid which was converted directly to the desired 3-bromo-4,5-dihydroisoxazole using Method 9 followed by Method 2. These compounds can be separated using chiral HPLC methods known in the art. For example, see chiral HPLC Method disclosed herein. $[M-H]^- = 397.0$ m/z. Activity: B

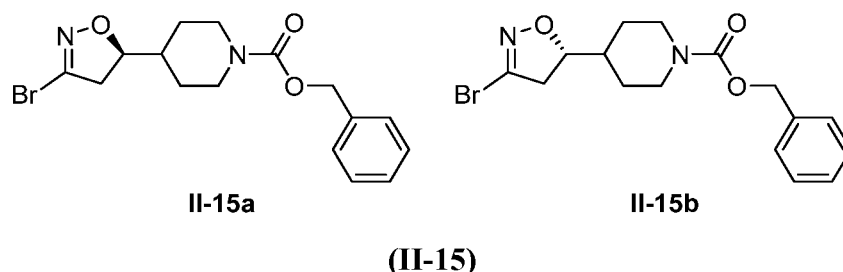
Example 267



(II-14)

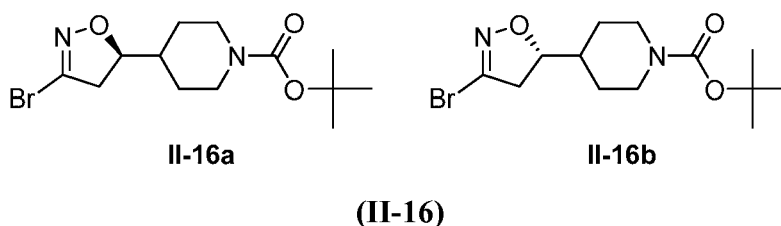
[00309] 1-Allylpiperazine is dissolved in methylene chloride (1.1 M with respect to piperazine). Potassium carbonate (1.5 equiv) was added followed by di-*tert*-butyl dicarbonate (1.1 equiv). The reaction was allowed to stir for 16h after which it was then split between water and *tert*-butyl methyl ether, and the organic layer was washed with brine, dried over sodium sulfate, and concentrated in vacuo to provide crude alkene which was directly converted to the desired 3-bromo-4,5-dihydroisoxazole **II-14a** and **II-14b** in 1 step using Method 1. These compounds can be separated using chiral HPLC methods known in the art. For example, see chiral HPLC Method disclosed herein. $[M-H]^- = 347.1$ m/z. Activity: A

Example 268

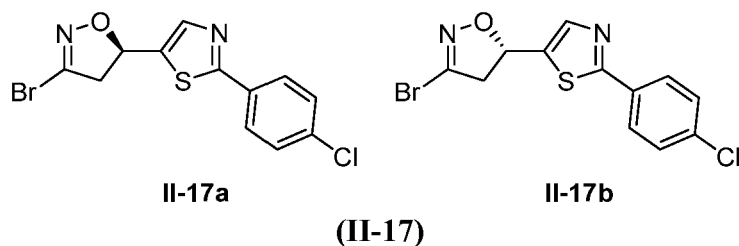


[00310] 3-bromo-4,5-dihydroisoxazole **II-15a** and **II-15b** were prepared in 2 steps starting with alkene formation from benzyl 4-formylpiperidine-1-carboxylate using Method 8 followed by cycloaddition using Method 2. These compounds can be separated using chiral HPLC methods known in the art. For example, see chiral HPLC Method disclosed herein. $[M-H]^- = 366.1$ m/z. Activity: B

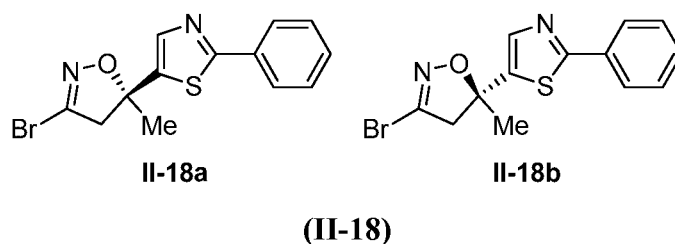
Example 269



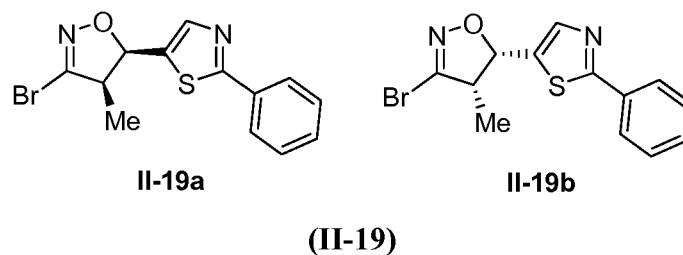
[00311] 3-bromo-4,5-dihydroisoxazole **II-16a** and **II-16b** were prepared in 2 steps starting with alkene formation from *tert*-butyl 4-formylpiperidine-1-carboxylate using Method 8 followed by cycloaddition using Method 2. These compounds can be separated using chiral HPLC methods known in the art. For example, see chiral HPLC Method disclosed herein. $[M-H]^- = 332.1$ m/z. Activity: A

Example 270

[00312] 3-bromo-4,5-dihydroisoxazole **II-17a** and **II-17b** were prepared in 2 steps starting with alkene formation from 2-(4-chlorophenyl)thiazole-5-carbaldehyde using Method 8 followed by cycloaddition using Method 1. These compounds can be separated using chiral HPLC methods known in the art. For example, see chiral HPLC Method disclosed herein. $[M+H]^+ = 342.5$ m/z. Activity: A

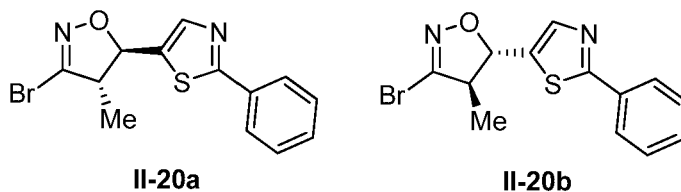
Example 271

[00313] 3-bromo-4,5-dihydroisoxazole **II-18a** and **II-18b** were prepared in 2 steps starting with alkene formation from 1-(2-phenylthiazol-5-yl)ethanone using Method 8 followed by cycloaddition using Method 1. These compounds can be separated using chiral HPLC methods known in the art. For example, see chiral HPLC Method disclosed herein. $[M+H]^+ = 322.3$ m/z. Activity: A

Example 272

[00314] 3-bromo-4,5-dihydroisoxazole **II-19a** and **II-19b** were prepared in 2 steps starting with alkene formation from 2-phenylthiazole-5-carbaldehyde using Method 8 except that ethyltriphenylphosphonium bromide was used in place of methyltriphenylphosphonium bromide followed by cycloaddition using Method 1. $[M+H]^+ = 325.1$ m/z. Activity: A

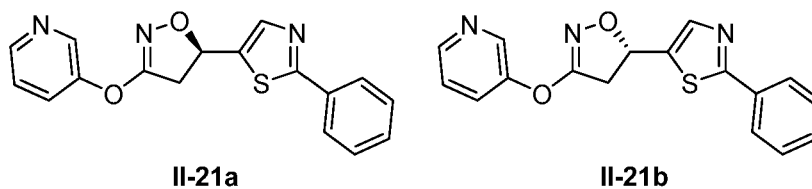
Example 273



(II-20)

[00315] 3-bromo-4,5-dihydroisoxazole **II-20a** and **II-20b** were isolated as the trans diastereomers which also formed during the cycloaddition in Example 272. These compounds can be separated using chiral HPLC methods known in the art. For example, see chiral HPLC Method disclosed herein. $[M+H]^+ = 324.9$ m/z. Activity: C

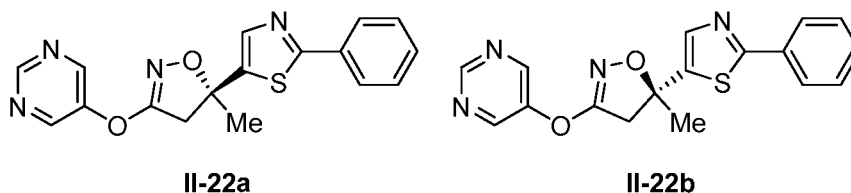
Example 274



(II-21)

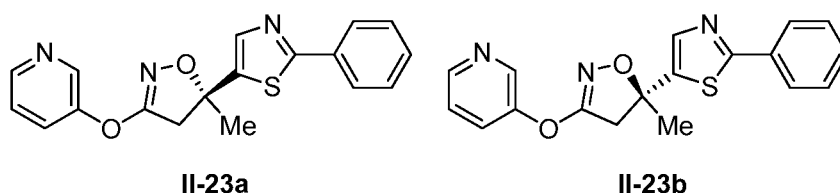
[00316] 3-(pyridin-3-yloxy)-4,5-dihydroisoxazole **II-21a** and **II-21b** were prepared in 1 step from racemic compound **II-6** and 3-hydroxypyridine using Method 5. These compounds can be separated using chiral HPLC methods known in the art. For example, see chiral HPLC Method disclosed herein. $[M+H]^+ = 325.1$ m/z. Activity: A

Example 275

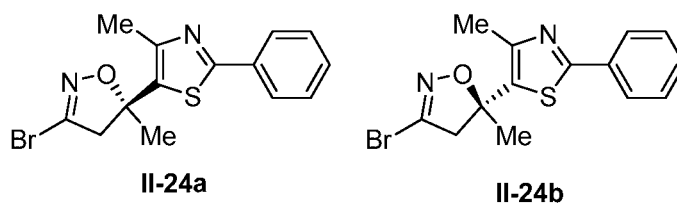


(II-22)

[00317] 3-(pyridin-3-yloxy)-4,5-dihydroisoxazole **II-22a** and **II-22b** were prepared in 1 step from racemic compound **II-18** and 5-hydroxyprimidine using Method 5. These compounds can be separated using chiral HPLC methods known in the art. For example, see chiral HPLC Method disclosed herein. $[M+H]^+ = 340.4$ m/z. Activity: A

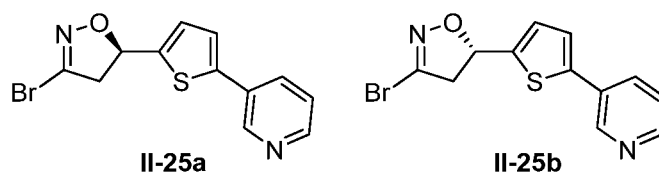
Example 276**(II-23)**

[00318] 3-(pyridin-3-yloxy)-4,5-dihydroisoxazole **II-23a** and **II-23b** were prepared in 1 step from racemic compound **II-18** and 3-hydroxypyridine using Method 5. These compounds can be separated using chiral HPLC methods known in the art. For example, see chiral HPLC Method disclosed herein. $[M+H]^+ = 339.3$ m/z. Activity: A

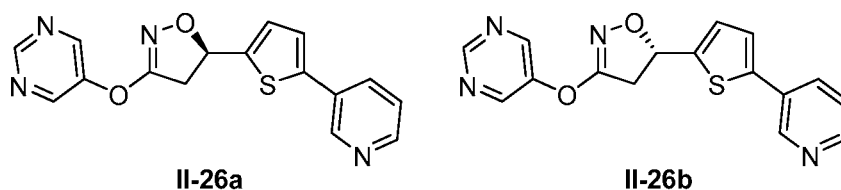
Example 277**(II-24)**

[00319] 3-bromo-4,5-dihydroisoxazole **II-24a** and **II-24b** were prepared in 2 steps starting with alkene formation from 1-(4-methyl-2-phenylthiazol-5-yl)ethanone using Method 8 followed by cycloaddition using Method 1. These compounds can be separated using chiral HPLC methods known in the art. For example, see chiral HPLC Method disclosed herein. $[M+H]^+ = 339.0$ m/z. Activity: B

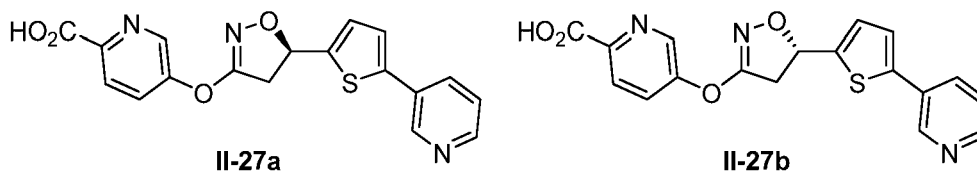
Example 278

**(II-25)**

[00320] 3-bromo-4,5-dihydroisoxazole **II-25a** and **II-25b** were prepared in 2 steps starting with alkene formation from 5-pyridin-3-ylthiophen-2-carbaldehyde using Method 8 followed by cycloaddition using Method 1. These compounds can be separated using chiral HPLC methods known in the art. For example, see chiral HPLC Method disclosed herein. $[M+H]^+ = 310.3$ m/z. Activity: A

Example 279**(II-26)**

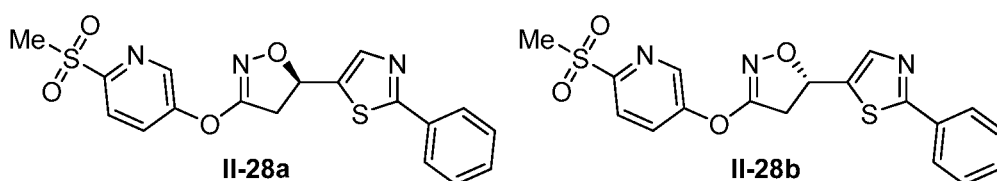
[00321] 3-(pyrimidin-5-yloxy)-4,5-dihydroisoxazole **II-26a** and **II-26b** were prepared in 1 step from racemic compound **II-25** and 5-hydroxypyrimidine using Method 5. These compounds can be separated using chiral HPLC methods known in the art. For example, see chiral HPLC Method disclosed herein. $[M+H]^+ = 325.1$ m/z. Activity: A

Example 280**(II-27)**

[00322] 3-(pyridin-3-yloxy)-4,5-dihydroisoxazole **II-27a** and **II-27b** were prepared in 2 steps from racemic compound **II-25** according to the following procedure: 5-hydroxypicolinic acid methyl ester was reacted using Method 5 followed by methyl ester hydrolysis. The methyl

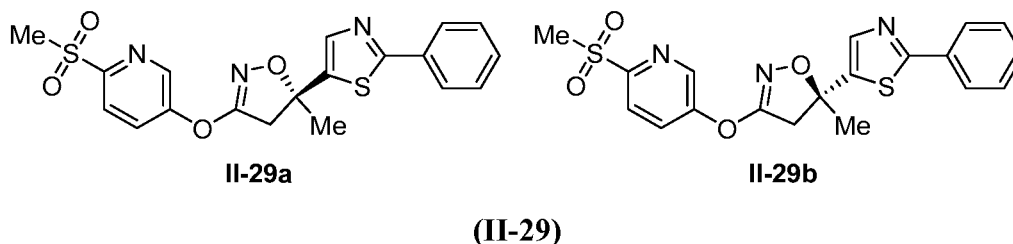
ester of racemic 3-(pyridin-3-yloxy)-4,5-dihydroisoxazole **II-27** (1.0 equiv) was dissolved in 1:1 tetrahydrofuran/water (0.06 M) and lithium hydroxide (8.0 equiv) was added. The reaction was allowed to stir at room temperature for 1h after which point the tetrahydrofuran was removed under a stream of nitrogen and the remaining solution was acidified to pH<2 with 1N HCl to provide desired acid **II-27a** and **II-27b** as a white solid which was isolated via vacuum filtration. These compounds can be separated using chiral HPLC methods known in the art. For example, see chiral HPLC Method disclosed herein. $[M+H]^+ = 367.5$ m/z. Activity: A

Example 281

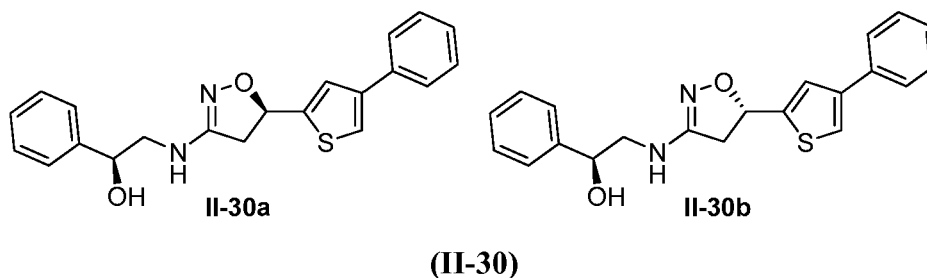


(II-28)

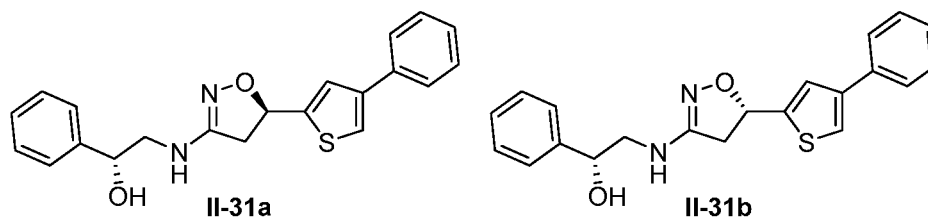
[00323] 3-(pyridin-3-yloxy)-4,5-dihydroisoxazole **II-28a** and **II-28b** were prepared in 2 steps from racemic compound **II-6** by first reacting **II-6** with 6-(methylthio)pyridin-3-ol (prepared from 6-(methylthio)pyridin-3-ylboronic acid using Method 11) using Method 5 followed by oxidation according to the following procedure: racemic 3-(6-(methylthio)pyridin-3-yloxy)-4,5-dihydroisoxazole was dissolved in methylene chloride (0.5 M with respect to isoxazole) after which point *m*-chloroperbenzoic acid (2.0 equiv) was added in 1 portion and the reaction was allowed to stir at room temperature for 1h. After the reaction was determined to be complete by LC/MS, the solvent was evaporated. The crude mixture was then redissolved in *tert*-butylmethyl ether (.5 M) after which hexane was slowly added until a solid precipitated. The solid was then collected via vacuum filtration and washed with 1:1 hexanes/MTBE to provide the desired 3-(pyridin-3-yloxy)-4,5-dihydroisoxazole **II-29a** and **II-29b** as a white solid. These compounds can be separated using chiral HPLC methods known in the art. For example, see chiral HPLC Method disclosed herein. $[M+H]^+ = 404.1$ m/z. Activity: A

Example 282

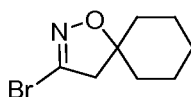
[00324] 3-(pyridin-3-yloxy)-4,5-dihydroisoxazole **II-29a** and **II-29b** were prepared in 2 steps from racemic compound **II-18** by first reacting **II-18** with 6-(methylthio)pyridin-3-ol (prepared from 6-(methylthio)pyridin-3-ylboronic acid using Method 11) using Method 5 followed by oxidation under analogous conditions to Example 281. These compounds can be separated using chiral HPLC methods known in the art. For example, see chiral HPLC Method disclosed herein. $[M+H]^+ = 417.9$ m/z. Activity: A

Example 283

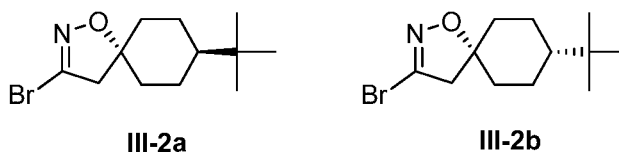
[00325] 2-(4,5-dihydroisoxazol-3-ylamino)alcohol **II-30a** and **II-30b** were prepared in 1 step according to the following procedure: racemic 3-bromo-4,5-dihydroisoxazole **I-8** (1.0 equiv) was dissolved in *n*-butanol (0.64 M) followed by the addition of (*S*)-2-amino-1-phenylethanol (1.2 equiv) and sodium carbonate (2.5 equiv). The reaction is sealed and heated in an oil bath to 120 °C for 18h after which it allowed to cool and then transferred to a separatory funnel with excess water and *tert*-butylmethyl ether. The aqueous layer was washed with *tert*-butylmethyl ether (2x) and the combined organic layers were washed with brine, dried over magnesium sulfate and concentrate to provide a orange solid that was purified using flash silica gel chromatography (gradient toluene/hexanes to toluene/ethyl acetate) to provide racemic **II-30** as a white solid. These compounds can be separated using chiral HPLC methods known in the art. For example, see chiral HPLC Method disclosed herein. $[M+H]^+ = 374.20$ m/z. Activity: C

Example 284**(II-31)**

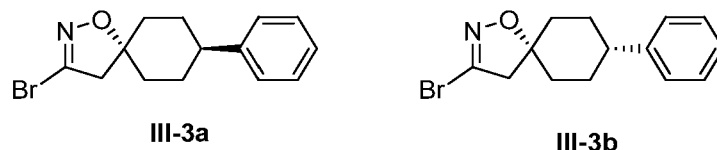
[00326] 2-(4,5-dihydroisoxazol-3-ylamino)alcohol **II-31a** and **II-31b** were prepared using the analogous procedure as Example 283 except that (*R*)-2-amino-1-phenylethanol was used in place of (*S*)-2-amino-1-phenylethanol. These compounds can be separated using chiral HPLC methods known in the art. For example, see chiral HPLC Method disclosed herein. $[M+H]^+ = 366.4$ m/z. Activity: C

Example 285**(III-1)**

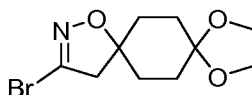
[00327] 3-Bromo-4,5-dihydroisoxazole **III-1** was prepared in 1 step from methylenecyclohexane using Method 1. $[M-H]^- = 217.0$ m/z. Activity: A.

Example 286**(III-2)**

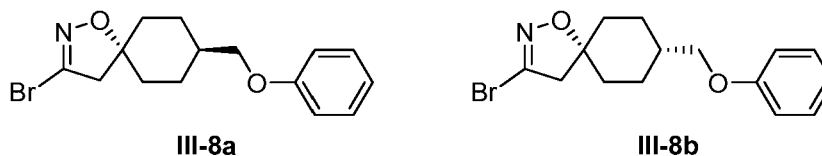
[00328] 3-bromo-4,5-dihydroisoxazole **III-2a** and **III-2b** were prepared in 2 steps starting with alkene formation from 4-*tert*-butylcyclohexanone using Method 6 followed by cycloaddition using Method 1. These compounds can be separated using chiral HPLC methods known in the art. For example, see chiral HPLC Method disclosed herein. $[M-H]^- = 273.1$ m/z. Activity: B

Example 287**(III-3)**

[00329] 3-bromo-4,5-dihydroisoxazole **III-3a** and **III-3b** was prepared in 2 steps starting with alkene formation from 4-phenylcyclohexanone using Method 6 followed by cycloaddition using Method 1. These compounds can be separated using chiral HPLC methods known in the art. For example, see chiral HPLC Method disclosed herein. $[M-H]^- = 293.0$ m/z. Activity: A.

Example 288**(III-4)**

[00330] 3-Bromo-4,5-dihydroisoxazole **III-4** was prepared in 2 steps starting with alkene formation from 1,4-dioxaspiro[4.5]decan-8-one using Method 6 followed by cycloaddition using Method 1. $[M-H]^- = 275.0$ m/z. Activity: C.

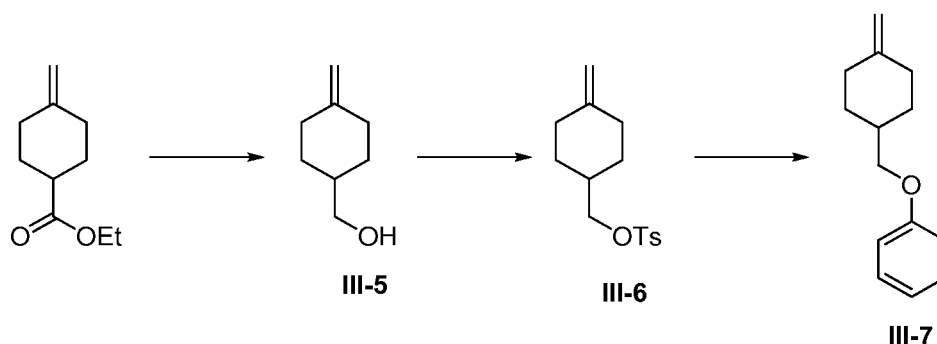
Example 289**(III-8)**

[00331] 4-Methylenecyclohexanecarboxylic acid ethyl ester is prepared from the Wittig reaction on ethyl 4-oxocyclohexanecarboxylate using Method 3. This ester is reduced to compound **III-5** according to the following procedure: To a solution of lithium aluminum hydride (4.0 equiv) in diethyl ether (1.0 M with respect to hydride) is added ethyl 4-oxocyclohexanecarboxylate in diethyl ether (2.0 M with respect to ester). The reaction is heated to reflux for 2h after which it is cooled in an ice bath and quenched with by subsequent additions of isopropanol, 50% NaOH in water, and water. The mixture is then filtered and the filter cake is washed with excess diethyl ether. The filtrate is then washed with water and brine, dried over

sodium sulfate, and concentrated in vacuo to provide a clear oil that is used without further purification.

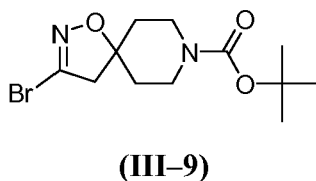
[00332] Compound **III-5** (1.0 equiv) is then dissolved in pyridine (0.90 M with respect to the alcohol). *p*-Toluenesulfonyl chloride (1.1 equiv) is added and the reaction is allowed to stir for 16h after which it was quenched with a few drops of water, diluted with excess methylene chloride and washed with water, dilute HCl and brine. The organic layer is then dried over sodium sulfate and concentrated in vacuo to provide a off-white solid which was used directly without further purification.

[00333] Phenol (1.2 equiv) is then dissolved in *N,N*-dimethylformamide (0.20 M with respect to tosylate). Cesium carbonate (1.3 equiv) is added followed by compound **III-6** (1.0 equiv) and TBAI (0.10 equiv). The reaction is heated to 40 °C for 19h after which point it was diluted with *tert*-butylmethyl ether and washed with dilute NaOH, water and brine and then dried over sodium sulfate. Concentration under vacuum provides compound **III-7** as a clear oil which is used without further purification.



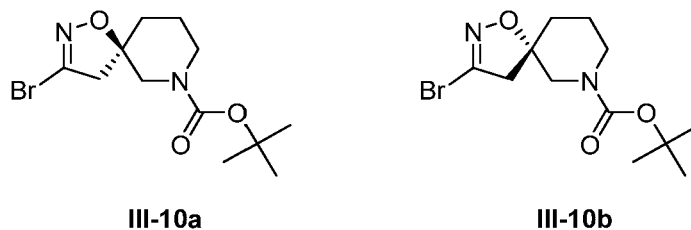
[00334] The crude alkene was directly converted to the desired diastereomers 3-bromo-4,5-dihydroisoxazole **III-8a** and **III-8b** in 1 step using Method 2. These compounds can be separated using chiral HPLC methods known in the art. For example, see chiral HPLC Method disclosed herein. $[M+H]^+ = 323.6$ m/z. Activity: A

Example 290



[00335] 3-Bromo-4,5-dihydroisoxazole **III-9** was prepared in 2 steps starting with alkene formation from 1-(*tert*-butoxycarbonyl)-4-piperidone using Method 7 followed by cycloaddition using Method 1 or Method 2. $[M-H]^- = 318.1$ m/z. Activity: A.

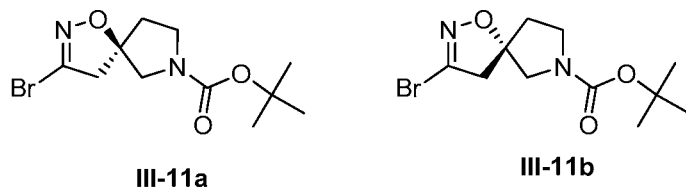
Example 291



(III-10)

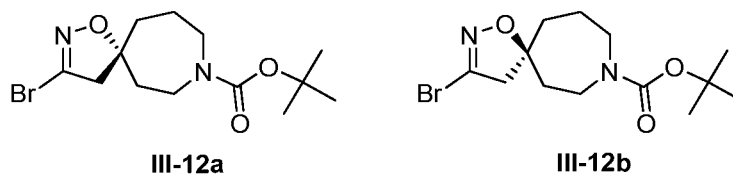
[00336] 3-bromo-4,5-dihydroisoxazole **III-10a** and **III-10b** was prepared in 2 steps starting with alkene formation from 1-(*tert*-butoxycarbonyl)-3-piperidone using Method 7 followed by cycloaddition using Method 1. These compounds can be separated using chiral HPLC methods known in the art. For example, see chiral HPLC Method disclosed herein. $[M-H]^- = 318.1$ m/z. Activity: C

Example 292

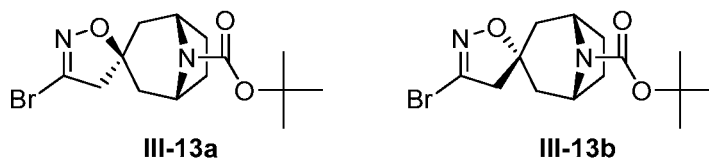


(III-11)

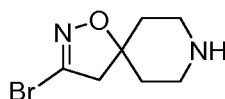
[00337] 3-bromo-4,5-dihydroisoxazole **III-11a** and **III-11b** were prepared in 2 steps starting with alkene formation from *N*-(*tert*-butoxycarbonyl)-3-pyrrolidinone using Method 7 followed by cycloaddition using Method 1. These compounds can be separated using chiral HPLC methods known in the art. For example, see chiral HPLC Method disclosed herein. $[M+H]^+ = 304.7$ m/z. Activity: B

Example 293**(III-12)**

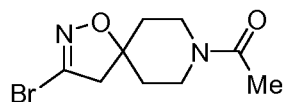
[00338] 3-bromo-4,5-dihydroisoxazole **III-12a** and **III-12b** were prepared in 2 steps starting with alkene formation from 1-(*tert*-butoxycarbonyl)-4-oxoazepane using Method 7 followed by cycloaddition using Method 1. These compounds can be separated using chiral HPLC methods known in the art. For example, see chiral HPLC Method disclosed herein. [M-H]⁻ = 332.1 m/z. Activity: A

Example 294**(III-13)**

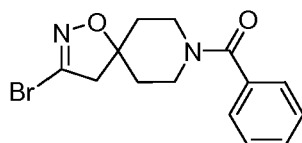
[00339] 3-bromo-4,5-dihydroisoxazole **III-13a** and **III-13b** were prepared in 2 steps starting with alkene formation from *N*-(*tert*-butoxycarbonyl)-nortropinone using Method 7 followed by cycloaddition using Method 1. These compounds can be separated using chiral HPLC methods known in the art. For example, see chiral HPLC Method disclosed herein. [M-H]⁻ = 344.1 m/z. Activity: C

Example 295**(III-14)**

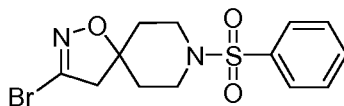
[00340] 3-Bromo-4,5-dihydroisoxazole **III-9** was dissolved in trifluoroacetic acid (0.20 M with respect to isoxazole) and stirred at room temperature for 1h. The solvent is then removed under vacuum and the crude residue is azeotroped with toluene (2x) to provide **III-14** as the TFA salt (white solid). [M-H]⁻ = 218.0 m/z. Activity: C.

Example 296**(III-15)**

[00341] 3-Bromo-4,5-dihydroisoxazole **III-14** is dissolved in methylene chloride (0.03 M with respect to isoxazole) after which triethylamine (4.0 equiv) and acetic anhydride (3.0 equiv are added). The reaction is allowed to stir for 16h after which point is diluted with ethyl acetate and washed with dilute HCl, dilute NaOH and then brine. The organic layer is then dried over sodium sulfate and concentrated under vacuum to provide crude material which was purified using flash silica gel chromatography (ethyl acetate/hexanes) to provide acetate **III-15** as a white solid. [M-H]⁻ = 260.0 m/z. Activity: C.

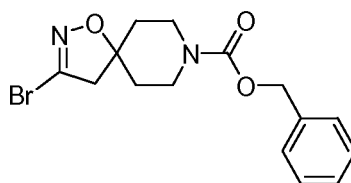
Example 297**(III-16)**

[00342] 3-Bromo-4,5-dihydroisoxazole **III-14** is dissolved in methylene chloride (0.05 M with respect to isoxazole) after which triethylamine (4.0 equiv) and benzoyl chloride (1.25 equiv are added). The reaction is allowed to stir for 16h after which point is diluted with ethyl acetate and washed with dilute HCl, dilute NaOH and then brine. The organic layer is then dried over sodium sulfate and concentrated under vacuum to provide acetate **III-16** as a white film. [M-H]⁻ = 332.0 m/z. Activity: A.

Example 298**(III-17)**

[00343] 3-Bromo-4,5-dihydroisoxazole **III-14** is dissolved in methylene chloride (0.05 M with respect to isoxazole) after which triethylamine (4.0 equiv) and benzenesulfonyl chloride (1.25 equiv are added). The reaction is allowed to stir for 16 h after which point is diluted with ethyl acetate and washed with dilute HCl, dilute NaOH and then brine. The organic layer is then dried over sodium sulfate and concentrated under vacuum to provide sulfonamide **III-17** as a white solid. $[M-H]^- = 358.0$ m/z. Activity: B.

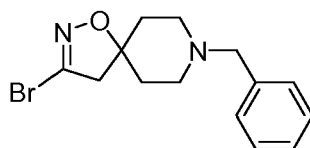
Example 299



(III-18)

[00344] 3-Bromo-4,5-dihydroisoxazole **III-14** is dissolved in methylene chloride (0.05 M with respect to isoxazole) after which triethylamine (4.0 equiv) and benzyl chloroformate (1.25 equiv are added). The reaction is allowed to stir for 16h after which point is diluted with ethyl acetate and washed with dilute HCl, dilute NaOH and then brine. The organic layer is then dried over sodium sulfate and concentrated under vacuum to provide crude material which was purified using flash silica gel chromatography (ethyl acetate/hexanes) to provide carbamate **III-18** as a white solid. $[M-H]^- = 352.0$ m/z. Activity: A.

Example 300

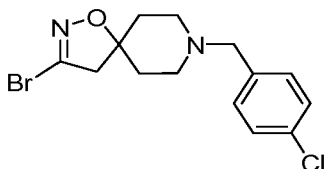


(III-19)

[00345] 3-Bromo-4,5-dihydroisoxazole **III-14** is dissolved in methylene chloride (0.06 M with respect to isoxazole) after which triethylamine (2.5 equiv) and benzaldehyde (1.25 equiv) are added followed by sodium triacetoxyborohydride (1.5 equiv). The reaction is allowed to stir for 16h after which point is diluted with ethyl acetate and washed with dilute NaOH and then brine. The organic layer is then dried over sodium sulfate and concentrated under vacuum to

provide crude material which was purified using flash silica gel chromatography (ethyl acetate/hexanes) to provide *N*-benzylpiperidine **III-19** as a white solid. $[M-H]^- = 308.1$ m/z. Activity: A.

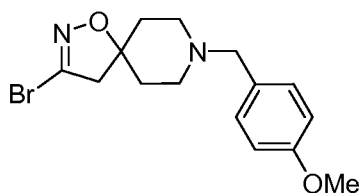
Example 301



(III-20)

[00346] 3-Bromo-4,5-dihydroisoxazole **III-20** was prepared in using the analogous procedure as Example 300 except that 4-chlorobenzaldehyde was used in the place of benzaldehyde. $[M+H]^+ = 342.6$ m/z. Activity: A.

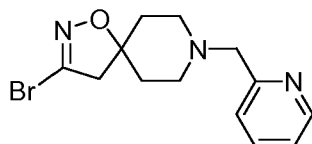
Example 302



(III-21)

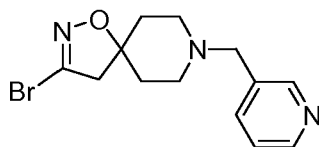
[00347] 3-Bromo-4,5-dihydroisoxazole **III-21** was prepared in using the analogous procedure as Example 300 except that 4-methoxybenzaldehyde was used in the place of benzaldehyde. $[M+H]^+ = 338.7$ m/z. Activity: A.

Example 303

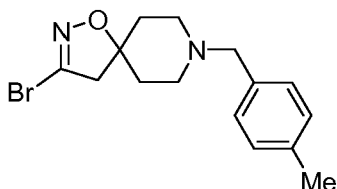


(III-22)

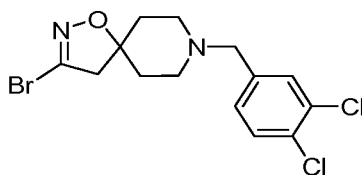
[00348] 3-Bromo-4,5-dihydroisoxazole **III-22** was prepared in using the analogous procedure as Example 300 except that 2-pyridinecarboxaldehyde was used in the place of benzaldehyde. $[M+H]^+ = 312.1$ m/z. Activity: B.

Example 304**(III-23)**

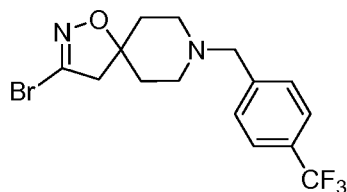
[00349] 3-Bromo-4,5-dihydroisoxazole **III-23** was prepared in using the analogous procedure as Example 300 except that 3-pyridinecarboxaldehyde was used in the place of benzaldehyde. $[M+H]^+ = 312.4$ m/z. Activity: B.

Example 305**(III-24)**

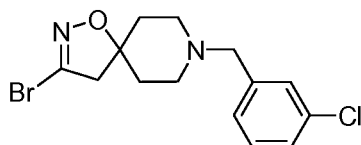
[00350] 3-Bromo-4,5-dihydroisoxazole **III-24** was prepared in using the analogous procedure as Example 300 except that 4-methylbenzaldehyde was used in the place of benzaldehyde. $[M+H]^+ = 322.5$ m/z. Activity: A.

Example 306**(III-25)**

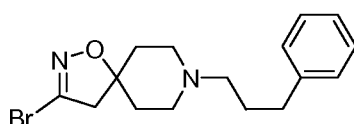
[00351] 3-Bromo-4,5-dihydroisoxazole **III-25** was prepared in using the analogous procedure as Example 300 except that 3,4-dichlorobenzaldehyde was used in the place of benzaldehyde. $[M+H]^+ = 378.6$ m/z. Activity: A.

Example 307**(III-26)**

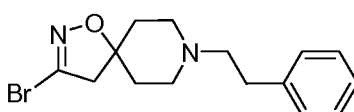
[00352] Bromo-4,5-dihydroisoxazole **III-26** was prepared in using the analogous procedure as Example 300 except that 4-trifluoromethylbenzaldehyde was used in the place of benzaldehyde. $[M+H]^+ = 376.6$ m/z. Activity: A.

Example 308**(III-27)**

[00353] 3-Bromo-4,5-dihydroisoxazole **III-27** was prepared in using the analogous procedure as Example 300 except that 3-chlorobenzaldehyde was used in the place of benzaldehyde. $[M+H]^+ = 342.6$ m/z. Activity: A.

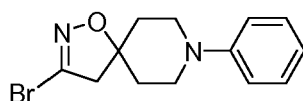
Example 309**(III-28)**

[00354] 3-Bromo-4,5-dihydroisoxazole **III-28** was prepared in using the analogous procedure as Example 300 except that hydrocinnamaldehyde was used in the place of benzaldehyde. $[M+H]^+ = 336.7$ m/z. Activity: A.

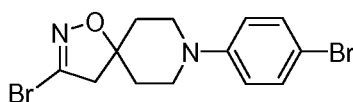
Example 310

(III-29)

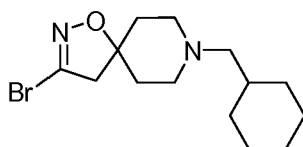
[00355] 3-Bromo-4,5-dihydroisoxazole **III-14** is dissolved in *N,N*-dimethylformamide (0.05 M with respect to isoxazole) after which potassium carbonate (3.0 equiv) was added followed by potassium iodide (0.2 equiv) and 2-bromoethylbenzene (3.0 equiv). The reaction was heated to 70 °C in an oil bath for 16h after which point it was purified directly using flash silica gel chromatography (ethyl acetate/hexanes) to provide amine **III-29** as an oil. $[M+H]^+ = 324.6$ m/z. Activity: A.

Example 311**(III-30)**

[00356] 3-Bromo-4,5-dihydroisoxazole **III-30** was prepared in using the analogous procedure as Example 290 except that 1-phenyl-4-piperidone was used in the place of 1-(*tert*-butoxycarbonyl)-4-piperidone. $[M+H]^+ = 297.0$ m/z. Activity: B.

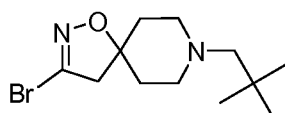
Example 312**(III-31)**

[00357] 3-Bromo-4,5-dihydroisoxazole **III-30** is dissolved in chloroform (0.01 M with respect to isoxazole) after which bromine (1.0 equiv) is added. The reaction is allowed to stir for 16h after which point is diluted with water and washed with saturated Na_2CO_3 . The organic layer is then dried over sodium sulfate and concentrated under vacuum to provide **III-31** as a yellow solid. $[M+H]^+ = 377.0$ m/z. Activity: B.

Example 313**(III-32)**

[00358] 3-Bromo-4,5-dihydroisoxazole **III-32** was prepared in using the analogous procedure as Example 300 except that cyclohexanecarboxaldehyde was used in the place of benzaldehyde. $[M+H]^+ = 390.5$ m/z. Activity: A.

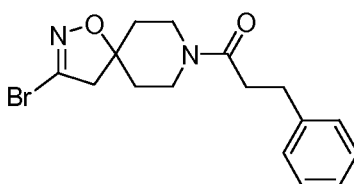
Example 314



(III-33)

[00359] 3-Bromo-4,5-dihydroisoxazole **III-33** was prepared in using the analogous procedure as Example 300 except that pivaldehyde was used in the place of benzaldehyde. $[M+H]^+ = 290.5$ m/z. Activity: B.

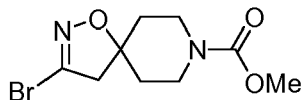
Example 315



(III-34)

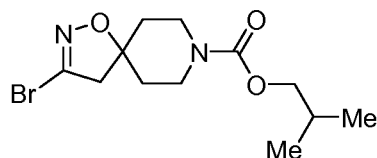
[00360] 3-Bromo-4,5-dihydroisoxazole **III-34** was prepared in using the analogous procedure as Example 297 except that hydrocinnamaldehyde was used in the place of benzoyl chloride. $[M+H]^+ = 352.8$ m/z. Activity: A.

Example 316

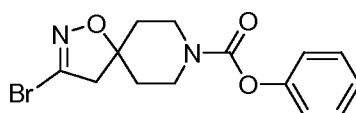


(III-35)

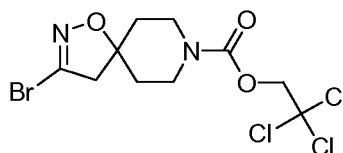
[00361] 3-Bromo-4,5-dihydroisoxazole **III-35** was prepared in using the analogous procedure as Example 299 except that methyl chloroformate was used in the place of benzyl chloroformate. $[M+H]^+ = 378.8$ m/z. Activity: B.

Example 317**(III-36)**

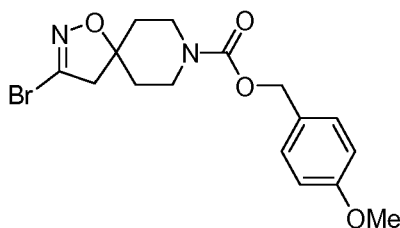
[00362] 3-Bromo-4,5-dihydroisoxazole **III-36** was prepared in using the analogous procedure as Example 299 except that *iso*-butyl chloroformate was used in the place of benzyl chloroformate. $[M+H]^+ = 318.7$ m/z. Activity: A.

Example 318**(III-37)**

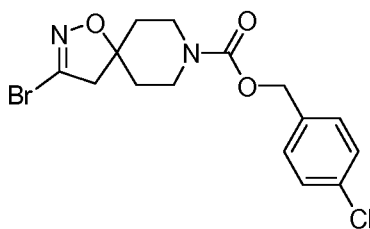
[00363] 3-Bromo-4,5-dihydroisoxazole **III-37** was prepared in using the analogous procedure as Example 299 except that phenyl chloroformate was used in the place of benzyl chloroformate. $[M+H]^+ = 340.7$ m/z. Activity: A.

Example 319**(III-38)**

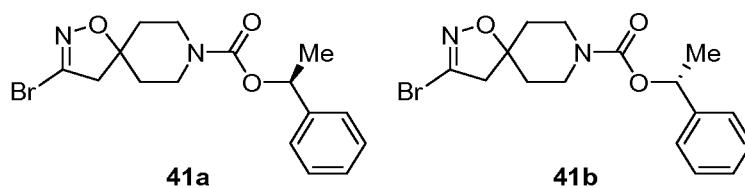
[00364] 3-Bromo-4,5-dihydroisoxazole **III-38** was prepared in using the analogous procedure as Example 299 except that 2,2,2-trichloroethyl chloroformate was used in the place of benzyl chloroformate. $[M+H]^+ = 394.5$ m/z. Activity: B.

Example 320**(III-39)**

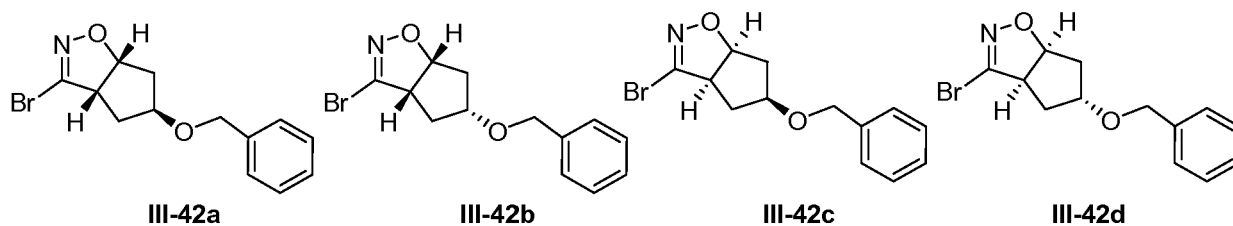
[00365] 3-Bromo-4,5-dihydroisoxazole **III-14** is dissolved in methylene chloride (0.05 M with respect to isoxazole) after which triethylamine (5.0 equiv) and carbonyl diimidazole (1.25 equiv) are added. The reaction is allowed to stir for 2h after which point anisyl alcohol (2.5 equiv) was added followed by catalytic tetrabutylammonium hydrogensulfate and 50% aqueous sodium hydroxide (0.10 M with respect to isoxazole). The heterogeneous mixture is allowed to stir for 16h after which point it was diluted with ethyl acetate. The water layer was washed two additional times with ethyl acetate after which the organic layers were combined, dried over sodium sulfate and concentrated under vacuum to provide crude material which was purified using flash silica gel chromatography (ethyl acetate/hexanes) to provide carbamate **III-39** as a white solid. $[M+H]^+ = 382.9$ m/z. Activity: A.

Example 321**(III-40)**

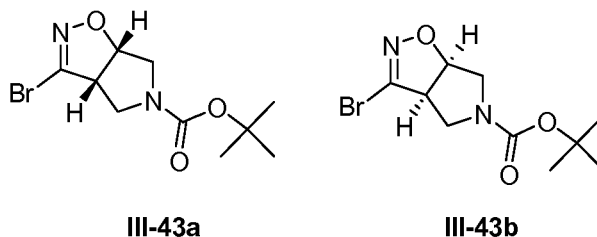
[00366] 3-Bromo-4,5-dihydroisoxazole **III-40** was prepared in using the analogous procedure as Example 320 except that 4-chlorobenzyl alcohol was used in the place of anisyl alcohol. $[M+H]^+ = 388.8$ m/z. Activity: A.

Example 322**(III-41)**

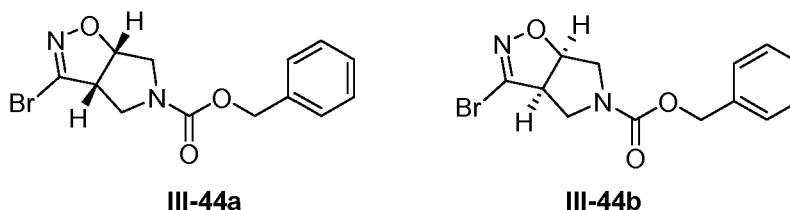
[00367] 3-bromo-4,5-dihydroisoxazole **III-41a** and **III-41b** were prepared in using the analogous procedure as Example 320 except that racemic *sec*-phenethyl alcohol was used in the place of anisyl alcohol. These compounds can be separated using chiral HPLC methods known in the art. For example, see chiral HPLC Method disclosed herein. $[M+H]^+ = 368.8$ m/z. Activity: A

Example 323**(III-42)**

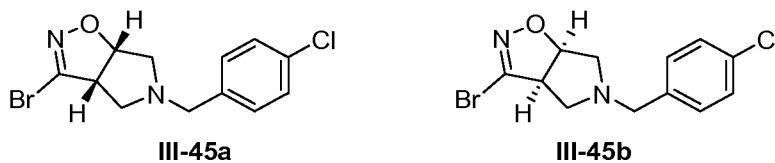
[00368] 3-Cyclopentene-1-ol (1.0 equiv) is dissolved in *N,N*-dimethylformide (0.80 M with respect to the alcohol) and treated with TBAI (0.10 equiv) followed by crushed sodium hydroxide (2.0 equiv). Benzyl bromide (1.2 equiv) is then added and the reaction is allowed to stir for 48h at room temperature. The reaction is then diluted with *tert*-butyl methyl ether and washed with dilute $\text{Na}_2\text{S}_2\text{O}_3$ and brine. The organic layer is then dried over sodium sulfate and concentrated under vacuum to provide crude material which was purified using flash silica gel chromatography (ethyl acetate/hexanes) to provide the desired cycloalkene as a colorless oil. This compound was then converted to the desired 3-bromo-4,5-dihydroisoxazole **III-42** using the cycloaddition procedures outlined in Method 1. These compounds can be separated using chiral HPLC methods known in the art. For example, see chiral HPLC Method disclosed herein. $[M-H]^- = 295.0$ m/z. Activity: B.

Example 324**(III-43)**

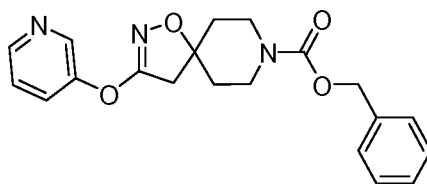
[00369] 3-bromo-4,5-dihydroisoxazole **III-43a** and **III-43b** were prepared in 1 step from N-(tert-butoxycarbonyl)-2,5-dihydro-1*H*-pyrrole using Method 1. These compounds can be separated using chiral HPLC methods known in the art. For example, see chiral HPLC Method disclosed herein. $[M-H]^- = 290.0$ m/z. Activity: B.

Example 325**(III-44)**

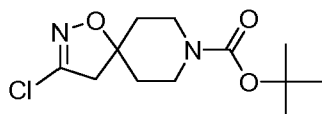
[00370] Racemic 3-bromo-4,5-dihydroisoxazole **III-43** was dissolved in trifluoroacetic acid (0.20 M with respect to isoxazole) and stirred at room temperature for 1h. The solvent is then removed under vacuum and the crude residue is azeotroped with toluene (2x) to provide a the trifluoroacetic acid salt as a white solid which was dissolved in methylene chloride (0.05 M with respect to isoxazole) after which triethylamine (4.0 equiv) and benzyl chloroformate (1.25 equiv are added). The reaction is allowed to stir for 16h after which point is diluted with ethyl acetate and washed with dilute HCl, dilute NaOH and then brine. The organic layer is then dried over sodium sulfate and concentrated under vacuum to provide crude material which was purified using flash silica gel chromatography (ethyl acetate/hexanes) to provide carbamate **III-44** as a white solid. These compounds can be separated using chiral HPLC methods known in the art. For example, see chiral HPLC Method disclosed herein. $[M+H]^+ = 324.6$ m/z. Activity: A

Example 326**(III-45)**

[00371] Racemic 3-bromo-4,5-dihydroisoxazole **III-43** was dissolved in trifluoroacetic acid (0.20 M with respect to isoxazole) and stirred at room temperature for 1h. The solvent is then removed under vacuum and the crude residue is azeotroped with toluene (2x) to provide a the trifluoroacetic acid salt as a white solid which is then is dissolved in methylene chloride (0.06 M with respect to isoxozaole) after which triethylamine (2.5 equiv) and 4-chlorobenzaldehyde (1.25 equiv) are added followed by sodium triacetoxyborohydride (1.5 equiv). The reaction is allowed to stir for 16h after which point is diluted with ethyl acetate and washed with dilute NaOH and then brine. The organic layer is then dried over sodium sulfate and concentrated under vacuum to provide crude material which was purified using flash silica gel chromatography (ethyl acetate/hexanes) to provide *N*-benzylpiperidine **III-45** as a white solid. These compounds can be separated using chiral HPLC methods known in the art. For example, see chiral HPLC Method disclosed herein. [M+H]⁺= 316.6 m/z. Activity: C

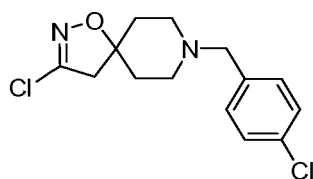
Example 327**(III-46)**

[00372] 3-(Pyridin-3-yloxy)-4,5-dihydroisoxazole **III-46** was prepared in 1 step from compound **III-18** and 3-hydroxypyridine using Method 5. [M+H]⁺ = 369.4 m/z. Activity: A

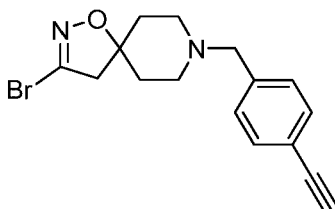
Example 328

(III-47)

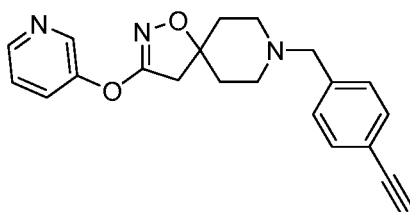
[00373] 3-Chloro-4,5-dihydroisoxazole **III-47** was prepared in 2 steps starting with alkene formation from 1-(*tert*-butoxycarbonyl)-4-piperidone using Method 6 followed by cycloaddition using Method 2 except that *N*-chlorosuccinamide was used in place of *N*-bromosuccinamide. $[M+H]^+ = 274.9$ m/z. Activity: A

Example 329**(III-48)**

[00374] 3-Chloro-4,5-dihydroisoxazole **III-48** was prepared in using the analogous procedure as Example 301 except that 3-chloro-4,5-dihydroisoxazole **III-47** was used in the place of 3-bromo-4,5-dihydroisoxazole **III-9**. $[M+H]^+ = 298.6$ m/z. Activity: A

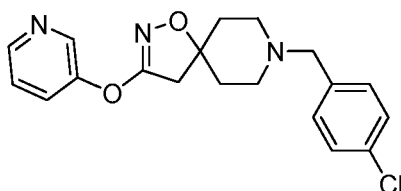
Example 330**(III-49)**

[00375] 3-Bromo-4,5-dihydroisoxazole **III-49** was prepared in using the analogous procedure as Example 300 except that 4-ethynylcarboxaldehyde was used in the place of benzaldehyde. $[M+H]^+ = 335.1$ m/z. Activity: A

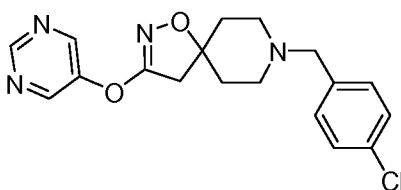
Example 331

(III-50)

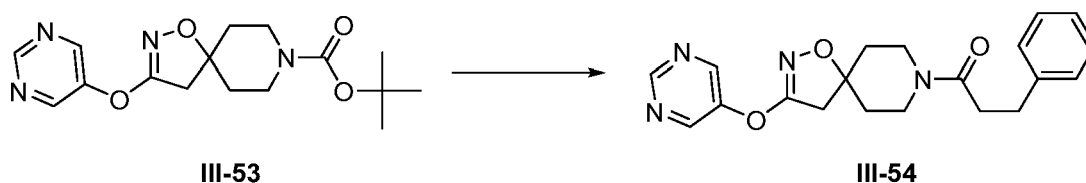
[00376] 3-(Pyridin-3-yloxy)-4,5-dihydroisoxazole **III-50** was prepared in 1 step from compound **III-49** and 3-hydroxypyridine using Method 5. $[M+H]^+ = 348.6$ m/z. Activity: A

Example 332**(III-51)**

[00377] 3-(Pyridin-3-yloxy)-4,5-dihydroisoxazole **III-51** was prepared in 1 step from compound **III-20** and 3-hydroxypyridine using Method 5. $[M-H]^- = 358.1$ m/z. Activity: A

Example 333**(III-52)**

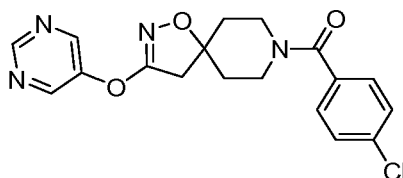
[00378] 3-(Pyrimidin-5-yloxy)-4,5-dihydroisoxazole **III-52** was prepared in 1 step from compound **III-20** and 5-hydroxypyrimidine using Method 5. $[M+H]^+ = 360.2$ m/z. Activity: A

Example 334

[00379] 3-(Pyrimidin-5-yloxy)-4,5-dihydroisoxazole **III-54** was prepared in 3 steps from compound **III-9** starting with the synthesis of 3-(pyridin-3-yloxy)-4,5-dihydroisoxazole **III-53** from compound **III-9** and 5-hydroxypyrimidine using Method 5. Compound **III-53** is then deprotected using analogous conditions to Example 295 and then converted to desired product

III-54 using the analogous procedure as Example 297 except that hydrocinnamaldehyde was used in the place of benzoyl chloride. $[M+H]^+ = 367.6$ m/z. Activity: B

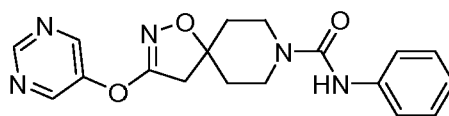
Example 335



(III-55)

[00380] 3-(Pyrimidin-5-yloxy)-4,5-dihydroisoxazole **III-55** was prepared in 3 steps from compound **III-9** using the analogous procedure as Example 334 except that 4-chlorobenzoyl chloride was used in the place of hydrocinnamaldehyde. $[M-H]^- = 372.9$ m/z. Activity: A

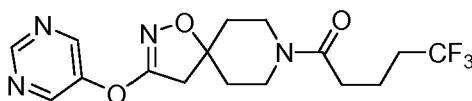
Example 336



(III-56)

[00381] 3-(Pyrimidin-5-yloxy)-4,5-dihydroisoxazole **III-56** was synthesized in two steps from compound **III-53** starting with deprotection using analogous conditions to Example 295. The resulting trifluoroacetic acid salt (1.0 equiv) is then dissolved in methylene chloride (0.11 M with respect to isoxazole) after which phenyl isocyanate (1.5 equiv) is added followed by pyridine (5.0 equiv). The reaction is allowed to stir overnight at room temperature after which point the reaction was transferred to a separatory funnel with excess water and methylene chloride. The organic layer was washed with saturate sodium bicarbonate (2x), dried over magnesium sulfate, and concentrated to provide a white solid which was purified by flash silica gel chromatography (gradient of ethyl acetate/methanol). $[M+H]^+ = 353.6$ m/z. Activity: C

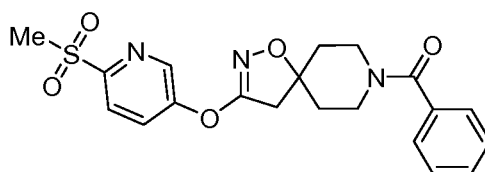
Example 337



(III-57)

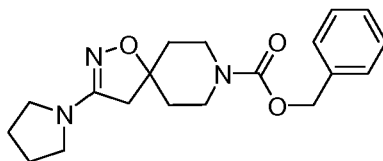
[00382] 3-(Pyridin-3-yloxy)-4,5-dihydroisoxazole **III-57** was synthesized in two steps from compound **III-53** starting with deprotection using analogous conditions to Example 295. The resulting trifluoroacetic acid salt (1.0 equiv) is then dissolved in methylene chloride (0.11 M with respect to isoxazole after which 5,5,5-trifluoropentanoic acid (1.5 equiv), EDC (1.5 equiv) and triethylamine (3.0 equiv) are added. The reaction is allowed to stir for 14h at room temperature after which point the reaction was transferred to a separatory funnel with excess water and methylene chloride. The organic layer was washed with saturate sodium bicarbonate (2x), dried over magnesium sulfate, and concentrated to provide a white solid which was purified by flash silica gel chromatography (gradient of ethyl acetate/methanol). $[M+H]^+ = 373.7$ m/z. Activity: C

Example 338

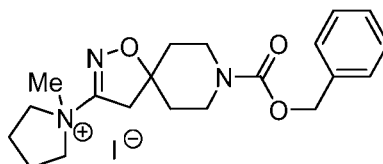


(III-58)

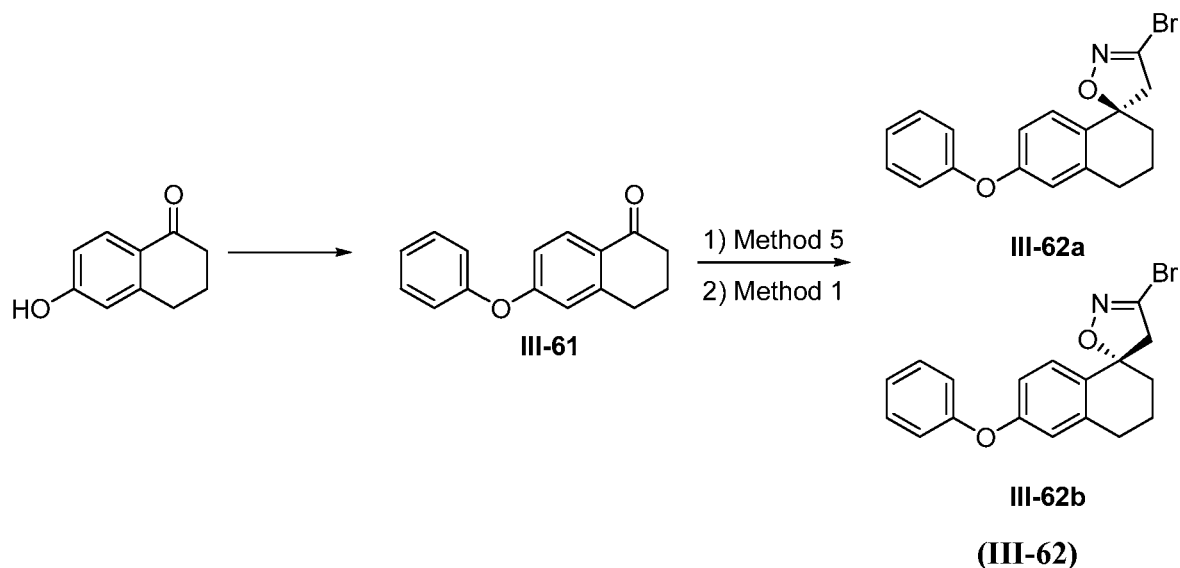
[00383] 3-(Pyridin-3-yloxy)-4,5-dihydroisoxazole **III-58** was prepared in 3 steps from compound **III-16** according to the following procedures: 6-(methylthio)pyridin-3-ol is prepared from 6-(methylthio)pyridin-3-ylboronic acid using Method 11. 3-Bromo-4,5-dihydroisoxazole **III-16** was then reacted with 6-(methylthio)pyridin-3-ol using Method 5. The resulting 3-(pyridin-3-yloxy)-4,5-dihydroisoxazole was dissolved in methylene chloride (0.5 M with respect to isoxazole) after which point *m*-chloroperbenzoic acid (2.0 equiv) was added in 1 portion and the reaction was allowed to stir at room temperature for 1h. After the reaction was determined to be complete by LC/MS, the reaction was transferred to a separatory funnel with excess water and methylene chloride. The organic layer was washed with saturate sodium bicarbonate (2x), and 1N NaOH (1x), dried over magnesium sulfate, and concentrated to provide a white solid which was purified by flash silica gel chromatography (gradient of ethyl acetate/methanol). $[M+H]^+ = 415.8$ m/z. Activity: B

Example 339**(III-59)**

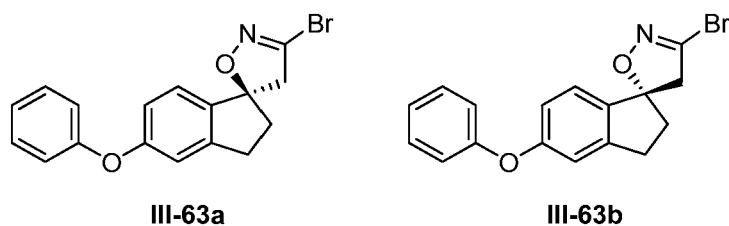
[00384] 3-(Pyrrolidin-1-yl)-4,5-dihydroisoxazole **III-59** was prepared in 1 step according to the following procedure: 3-bromo-4,5-dihydroisoxazole **III-18** (1.0 equiv) was dissolved in *n*-butanol (0.64 M) followed by the addition of pyrrolidine (1.2 equiv) and sodium carbonate (2.5 equiv). The reaction is the sealed and heated in an oil bath to 120 °C for 18h after which it allowed to cool and then transferred to a separatory funnel with excess water and *tert*-butylmethyl ether. The aqueous layer was washed with *tert*-butylmethyl ether (2x) and the combined organic layers were washed with brine, dried over magnesium sulfate and concentrate to provide a orange solid that was purified using flash silica gel chromatography (gradient ethyl acetate/hexanes) to provide **III-59** as a white solid. $[M+H]^+ = 345.4$ m/z. Activity: C

Example 340**(III-60)**

[00385] 1-(4,5-Dihydroisoxazol-3-yl)-1-methylpyrrolidinium iodide **III-60** was synthesized according to the following procedure: 3-(pyrrolidin-1-yl)-4,5-dihydroisoxazole **III-59** was dissolved in methanol (0.044 M) followed by the addition of methyl iodide (0.022 M). The reaction was allowed to sit for 72h after which it was concentrated and purified using high pressure liquid chromatography (0.1% formic acid). The desired fractions were lyophilized to provide the desired product plus some impurities which were removed by washing the solid with hexanes. Activity: C

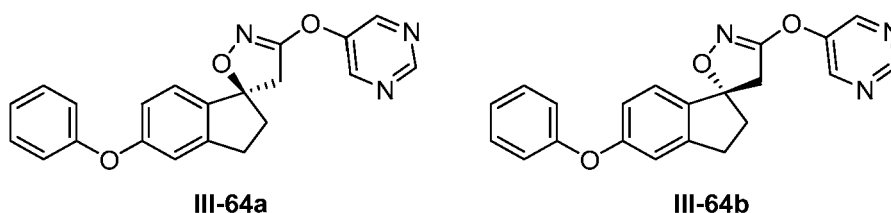
Example 341

[00386] 3-bromo-4,5-dihydroisoxazole **III-62a** and **III-62b** were synthesized in three steps according to the following procedures: phenyl boronic acid (2.0 equiv) is suspended in toluene (0.23 M with respect to boronic acid) and heated until a solution results. The solvent is evaporated and this process is repeated. The resulting anhydride is then redissolved in methylene chloride (0.23 M). 6-Hydroxy-3,4-dihydronaphthalen-1(2*H*)-one (1.0 equiv), triethylamine (5.0 equiv) and copper acetate (0.95 equiv) are added and the reaction is sealed and stirred for 16h at room temperature. The mixture is then transferred to a separatory funnel with excess methylene chloride and water. The organic layer is then washed with water, dilute sodium hydroxide, and brine. The organic layer is dried with sodium sulfate, and concentrated to provide **III-61** as a brown oil which is converted directly to racemic 3-bromo-4,5-dihydroisoxazole **III-62** using Method 5 followed by Method 1. These compounds can be separated using chiral HPLC methods known in the art. For example, see chiral HPLC Method disclosed herein. $[M+H]^+ = 359.5$ m/z. Activity: A

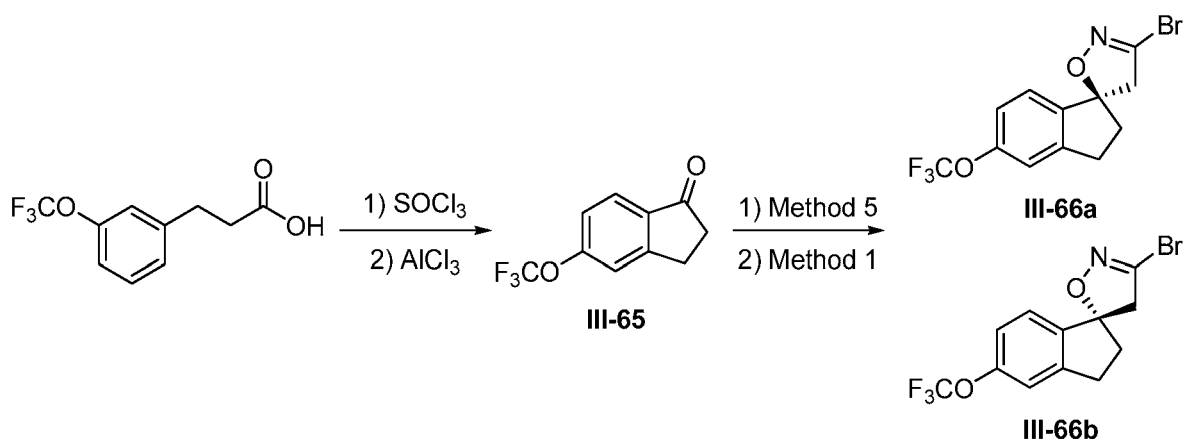
Example 342

(III-63)

[00387] 3-bromo-4,5-dihydroisoxazole **III-63a** and **III-63b** was prepared using the analogous procedure as Example 341 except that 5-hydroxy-2,3-dihydro-1*H*-inden-1-one was used in place of 6-hydroxy-3,4-dihydronaphthalen-1(2*H*)-one as the starting material in the first step. These compounds can be separated using chiral HPLC methods known in the art. For example, see chiral HPLC Method disclosed herein. $[M+H]^+ = 343.7$ m/z. Activity: A

Example 343**(III-64)**

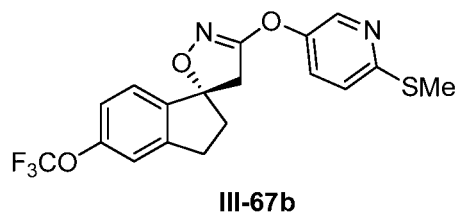
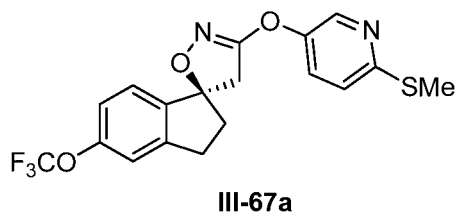
[00388] 3-(pyrimidin-5-yloxy)-4,5-dihydroisoxazole **III-60a** and **III-60b** were prepared in 1 step from racemic compound **III-63** and 5-hydroxypyrimidine using Method 5. These compounds can be separated using chiral HPLC methods known in the art. For example, see chiral HPLC Method disclosed herein. $[M+H]^+ = 361.2$ m/z. Activity: A

Example 344**(III-66)**

[00389] 3-bromo-4,5-dihydroisoxazole **III-66a** and **III-66b** were synthesized in four steps according to the following procedures: A 250 mL round bottom flask with 10/30 thermometer port is fitted with a stir bar, analog thermometer, and Allihn condenser. 3-(3-

(Trifluoromethoxy)phenyl)propanoic acid (0.22 mol, 1.0 equiv) is added, dissolved in thionyl chloride (6.0 equiv), and refluxed in an oil bath during 1h during which time the internal temp 78–82 °C across the hour. At this time, the condenser is replaced with a short-path head and the thermometer with an inlet for a stream of dry argon, and the volatiles removed by distillation. When distillation is complete, cyclohexane (100 mL) is added to the pot and is distilled out in the same manner to provide the desired acid chloride in quantitative yield as a brown oil that is used directly. A 2L 3-necked round bottom flask is then fitted with a mechanical stirrer, thermocouple probe, and a 250-mL pressure-equalized dropping funnel. It is charged with aluminum trichloride (0.233 mol, 1.08 equiv) and methylene chloride (0.24 M), then stirred 45 min to dissolve as much as possible. The reaction is then chilled in an ice bath to an internal temp of <2.5 °C. A solution of acid chloride (1.0 equiv, 0.215 mol) in 200 ml methylene chloride is added via an addition funnel over 15 min. After the addition is complete, the ice is removed from the bath and replaced with room-temperature water (bath temperature at 18 °C) and the reaction allowed to proceed for 2h more, at which point the reaction is indicated to be complete by TLC and LC/MS analysis. The reaction mixture is then treated with ice (500 g, and then water (600 mL) after which the mixture stirred for 1h until all solids have dissolved. The layers are separated and the water layer is extracted with diethyl ether (350 mL). The combined organics are washed with water (250 mL, 1x), half-saturated sodium bicarbonate (250 mL, 1x), brine (250 mL, 1x), dried over magnesium sulfate and concentrated to provide 5-(trifluoromethoxy)-2,3-dihydro-1*H*-inden-1-one **III-65** as a pink solid in quantitative yield. This material is then is converted directly to racemic 3-bromo-4,5-dihydroisoxazole **III-66** using Method 5 followed by Method 1. These compounds can be separated using chiral HPLC methods known in the art. For example, see chiral HPLC Method disclosed herein. [M+H]⁺ = 335.6 m/z. Activity: A

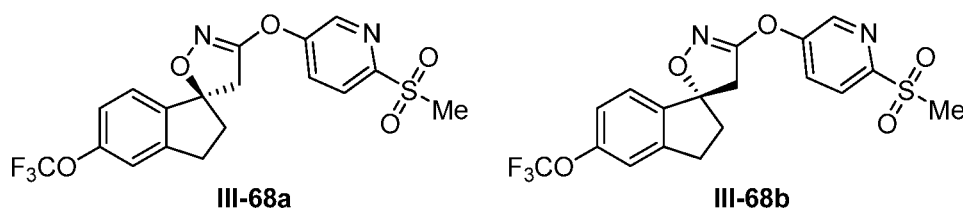
Example 345



(III-67)

[00390] 3-(pyridin-3-yloxy)-4,5-dihydroisoxazole **III-67a** and **III-67b** were prepared in 2 step from racemic compound **III-66** and 6-(methylthio)pyridin-3-ol using Method 5 after 6-(methylthio)pyridin-3-ol is first prepared from 6-(methylthio)pyridin-3-ylboronic acid using Method 11. These compounds can be separated using chiral HPLC methods known in the art. For example, see chiral HPLC Method disclosed herein. $[M+H]^+ = 396.7$ m/z. Activity: A

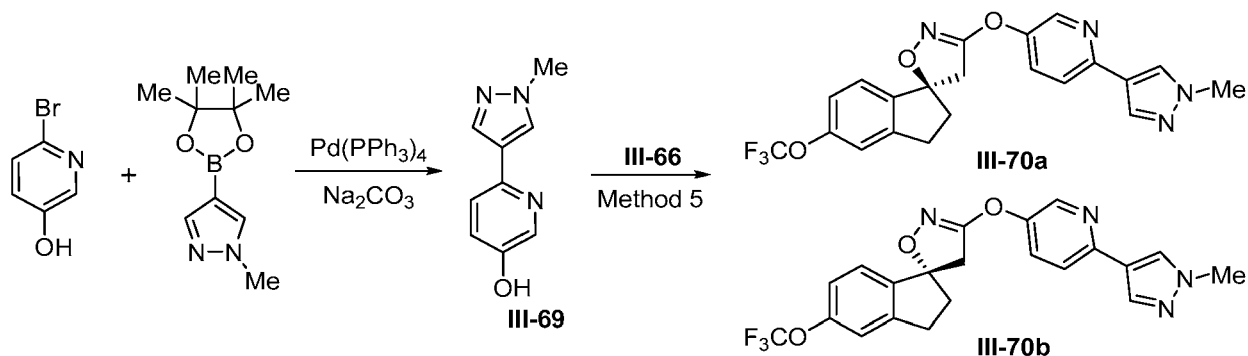
Example 346



(III-68)

[00391] 3-(pyridin-3-yloxy)-4,5-dihydroisoxazole **III-68a** and **III-68b** were prepared in 1 step from racemic compound **III-67** using analogous oxidation conditions as in Example 338. These compounds can be separated using chiral HPLC methods known in the art. For example, see chiral HPLC Method disclosed herein. $[M+H]^+ = 429.4$ m/z. Activity: A

Example 347

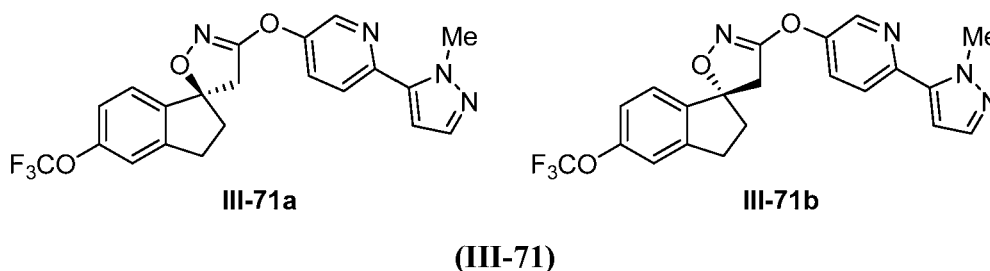


(III-70)

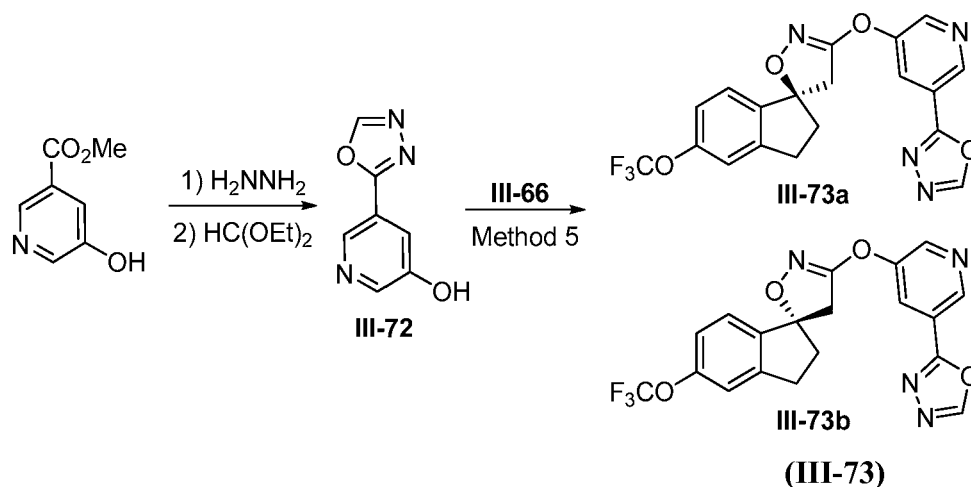
[00392] 3-(pyridin-3-yloxy)-4,5-dihydroisoxazole **III-70a** and **III-70b** were prepared in 2 steps according to the following procedures: 6-bromopyridin-3-ol (1.0 equiv) and sodium carbonate (10.0 equiv) are added to a microwave vial. Toluene, ethanol, and water (0.16 M, 2:2:1 v/v) are added followed by 1-methyl-4-(4,4,5,5-tetramethyl-1,3,2-dioxaborolan-2-yl)-1H-pyrazole (1.5 equiv). The mixture is purged with argon for 15 min followed by the addition

of palladium tetrakis (4 mol%). The reaction tube is then covered with aluminum foil and heated to 80 °C in an oil bath for 17h. After cooling the reaction was transferred to a separatory funnel with excess water and ethyl acetate. The organic layer was then washed with water (1x), saturated ammonium chloride (1x) and brine (1x). The aqueous layers were combined and washed with ethyl acetate (1x). The organic layers were then combined, dried over sodium sulfate, concentrated and purified using flash silica gel chromatography (gradient methanol/methylene chloride) to provide 6-(1-methyl-1*H*-pyrazol-4-yl)pyridin-3-ol **III-69** as a white solid. This compound is then reacted with racemic 3-bromo-4,5-dihydroisoxazole **III-66** using Method 5 to provide the desired racemic compound **III-70**. These compounds can be separated using chiral HPLC methods known in the art. For example, see chiral HPLC Method disclosed herein. $[M+H]^+ = 430.0$ m/z. Activity: A

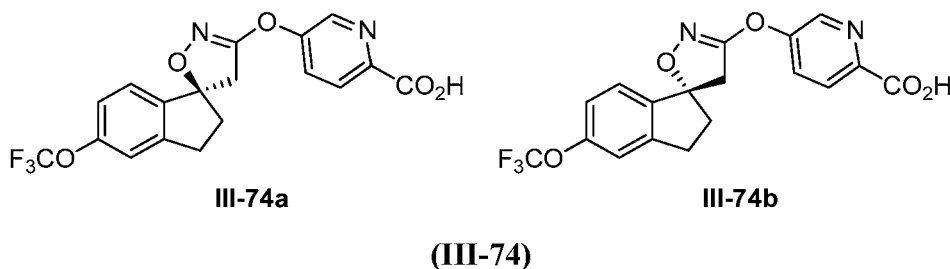
Example 348



[00393] 3-(pyridin-3-yloxy)-4,5-dihydroisoxazole **III-71a** and **III-71b** were prepared using the analogous procedure as Example 347 except that 1-methyl-5-(4,4,5,5-tetramethyl-1,3,2-dioxaborolan-2-yl)-1*H*-pyrazole was used in place of 1-methyl-4-(4,4,5,5-tetramethyl-1,3,2-dioxaborolan-2-yl)-1*H*-pyrazole as the boronate in the first step. These compounds can be separated using chiral HPLC methods known in the art. For example, see chiral HPLC Method disclosed herein. $[M+H]^+ = 430.0$ m/z. Activity: A

Example 349

[00394] 3-(pyridin-3-yloxy)-4,5-dihydroisoxazole **III-73a** and **III-73b** were prepared in 3 steps according to the following procedures: 5-hydroxynicotinic acid methyl ester is reacted with (1.0 equiv) is dissolved in methanol (0.08 M) after which hydrazine (50 equiv, 50% by weight in water) is added and the reaction is allowed to stir for 14h. The reaction mixture is then concentrated under vacuum and used directly in the next step. Triethylorthoformate (8.0 equiv) is added and the reaction is sealed and heated to reflux for 14h. The reaction is then transferred to a separatory funnel with excess ethyl acetate and water. The organic layer was washed water and brine, drive over sodium sulfate and concentrated under vacuum to provide crude material which was purified using flash silica gel chromatography (gradient methanol/methylene chloride) to provide the desired oxadiazole **III-72**. This compound is then reacted with racemic 3-bromo-4,5-dihydroisoxazole **III-66** using Method 5 to provide the desired racemic compound **III-73**. These compounds can be separated using chiral HPLC methods known in the art. For example, see chiral HPLC Method disclosed herein. $[M+H]^+ = 419.5$ m/z. Activity: A

Example 350

[00395] The enantiomers of 3-(pyridin-3-yloxy)-4,5-dihydroisoxazole **III-74a** and **III-74b** were prepared in 2 steps according to the following procedures: racemic 3-bromo 4,5-dihydroisoxazole **III-66** was reacted with 5-hydroxynicotinic acid methyl ester using Method 5. The resulting ester (1.0 equiv) was dissolved in 1:1 tetrahydrofuran/water (0.06 M) and lithium hydroxide (8.0 equiv) was added. The reaction was allowed to stir at room temperature for 1h after which point the tetrahydrofuran was removed under a stream of nitrogen and the remaining solution was acidified to pH<2 with 1N HCl to provide the racemic desired acid **III-74** as a white solid which was isolated via vacuum filtration. These compounds can be separated using chiral HPLC methods known in the art. For example, see chiral HPLC Method disclosed herein. [M+H]⁺ = 395.5 m/z. Activity: A

Example 351

Inhibition of Human FAAH

[00396] Human FAAH Preparation: COS-7 cells were split the day before, 1:5 into 150 mm x 25 mm cell culture dishes (Corning Inc., Cat. No. 430599). Transient transfection took place at 30–40% confluency according to FuGENE 6 Transfection Reagent (Roche, Cat. No. 11814 443 001).

[00397] Transfection Procedure: The FuGENE transfection 6 reagent (45uL) was added to 1410 μ L of media (DMEM, serum free without pen/strep) in a 15 mL conical tube and incubated at room temp for 5 minutes, followed by the addition of FAAH plasmid DNA (15 μ g) (OriGene Cat. No. TC119221, Genbank Accession No. NM_001441.1, 0.67 μ g/uL) and a further incubation of 15 minutes at room temperature. The resulting solution was added into one dish of 30–40% confluent COS-7 cells in a drop-wise manner. The COS-7 cell dish was subsequently incubated for 48 hours. The cells are then harvested.

[00398] Harvest procedure: Media was aspirated from the dishes and the cells rinsed with 10mL PBS. The PBS was removed and 3 mL of PBS added to the dish. The dish was scraped to resuspend the cells, and the subsequent cell suspension collected into a 15 mL conical tube. The cells were pelleted by centrifugation at 1200 rpm for 5 minutes in a bench top centrifuge. PBS was removed and the cell pellet snap frozen in liquid nitrogen and stored at –80 °C.

[00399] COS-7 cells – FAAH purification:

- (1) Fractionation: Frozen cell pellets from transient transfections were thawed on ice and resuspended in 12.5mM Hepes pH 8.0, 100mM NaCl, 1mM EDTA (10 mL/0.2 g cell pellet). The pellets were dounce homogenized and then sonicated to produce cell extract. The cell extract was subsequently centrifuged at 1000 g to remove cellular debris. The pellet was discarded and the supernatant centrifuged at 13,000 g for 20 minutes. The pellet contained membrane bound FAAH. The supernatant was discarded and the pellet resolubilized.
- (2) Re-solubilization: The fraction of interest, (13,000g, membrane fraction) was re-suspended in 2.3 mL re-suspension buffer (20mM Hepes pH 7.8, 10%v/v Glycerol, 1 mM EDTA, 1% Triton X-100) and the sample incubated on ice for 1 hour and then centrifuged to remove any particulate matter. The supernatant containing solubilized human FAAH was aliquoted and snap frozen in liquid nitrogen and stored at -80 °C until use.
- (3) Characterization: Protein Concentration determined by Bradford assay.
 - SDS gel and Western blot to confirm presence of FAAH
 - FAAH activity assay
 - K_m determination – 96-well assay
 - Linear dependence – 96-well assay
 - Standard compound K_i determination – 384-well assay

[00400] Human FAAH assay; Experimental Protocol: A 0.1 mg/mL Human FAAH solution was made up in FAAH reaction buffer, and 24 μ L pipeted into a 384 well plate. To this was added 1 μ L of a 3 fold serially diluted inhibitor from a DMSO stock solution. The FAAH solution and inhibitor were incubated for 30 minutes at room temperature. The FAAH reaction was initiated by the addition of 25 μ L of 40 μ M AMC Arachidonoyl Amide in FAAH reaction buffer, yielding a final reaction human FAAH preparation concentration of 0.05 mg/ml and AMC-Arachidonoyl substrate concentration of 20 μ M, reaction volume 50 μ L. The reaction was allowed to proceed for 4 hours at room temperature. The reaction was stopped by the addition of 25 μ L 12 μ M α -ketoheterocycle (Cayman Chemicals, catalogue # 10435). The microtiter plate was read in the envision plate reader.

[00401] The raw fluorescence was plotted on the y axis and the inhibitor concentration on the x axis to give a dose response inhibition curve. The data was fitted to a single site competitive inhibition equation, fixing the K_m for the human enzyme to 12 μM and 9 μM respectively.

[00402] Other assays which can be used to determine the inhibition of FAAH by the compounds of the present invention include: (1) a fluorescence-based assay for fatty acid amide hydrolase compatible with high-throughput screening as described in Manjunath *et al.*, *Analytical Biochemistry* (2005) 343:143–151; and (2) a high-throughput screening for the discovery of inhibitors of fatty acid amide hydrolase using a microsome-based fluorescent assay. Wang *et al.*, *Biomolecular Screening* (2006) 1–9.

Example 352

Evidence for Covalent Complex Formation between Serine-241 of FAAH and Isoxazolines

[00403] Treatment of rat FAAH protein with the active site-directed irreversible inhibitor methoxy arachidonyl fluorophosphonate results in a crystal structure wherein methoxy arachidonyl phosphonate is covalently bound to the side chain of Ser-241 (Bracey *et al.*, *Science* (2002) 298:1793-1796).

[00404] Based on this data, it is hypothesized that the isoxazoline compounds of the present invention form covalent complexes with the nucleophilic side chain of Ser-241. This hypothesis is consistent with the kinetic data, with the proposed binding involving nucleophilic attack of the isoxazoline electrophile by the active site Ser-241, resulting in the elimination of the leaving group from the cytosolic port, and the subsequent formation of a covalent enzyme-isoxazoline adduct. Recovery of activity would subsequently involve a deacylation reaction, which would occur inefficiently, if at all, for the covalent enzyme-isoxazoline adduct.

[00405] Recovery of activity experiments were performed via a jump dilution method which involved rapidly diluting the enzyme-inhibitor complex 5-fold below its apparent K_i , and measuring activity as a function of time. Little or no enzyme activity was regained over a period of two hours, indicating essentially irreversible inhibition, or a very slowly hydrolysable complex, supporting the above hypothesis.

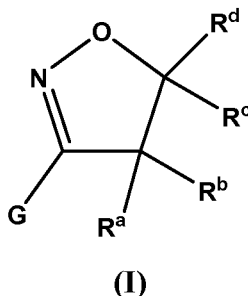
OTHER EMBODIMENTS

[00406] Those skilled in the art will recognize, or be able to ascertain using no more than routine experimentation, many equivalents to the specific embodiments of the invention described herein. Such equivalents are intended to be encompassed by the following claims.

CLAIMS

We claim:

1. A compound of formula (I):



or a pharmaceutically acceptable form thereof,

wherein:

- (i) each of R^a , R^b , and R^c independently is selected from H, C_{1-10} alkyl and C_{1-10} perhaloalkyl, R^d is the group $-L-Z$, and Z is selected from C_{6-14} aryl;
- (ii) each of R^a , R^b , and R^c independently is selected from -H, C_{1-10} alkyl and C_{1-10} perhaloalkyl, R^d is the group $-L-Z$, and Z is selected from 3–14 membered heterocyclyl and 5–14 membered heteroaryl;
- (iii) R^a and R^d are joined to form a C_{3-10} carbocyclyl or 3–14 membered heterocyclyl fused ring, and R^b and R^c are independently selected from -H, C_{1-10} alkyl and C_{1-10} perhaloalkyl; or
- (iv) R^c and R^d are joined to form a C_{3-10} carbocyclyl or 3–14 membered heterocyclyl spiro-fused ring, and R^a and R^b are independently selected from -H, C_{1-10} alkyl and C_{1-10} perhaloalkyl;

L is a covalent bond or a divalent C_{1-6} hydrocarbon group, wherein one, two or three methylene units of L are optionally and independently replaced with one or more oxygen, sulfur or nitrogen atoms;

G is selected from $-CN$, $-NO_2$, $-S(=O)R^e$, $-SO_2R^e$, $-SO_2NR^fR^e$, $-PO_2R^e$, $-PO_2OR^e$, $-PO_2NR^fR^e$, $-(C=O)R^e$, $-(C=O)OR^e$, $-(C=O)NR^fR^e$, $-Br$, $-I$, $-F$, $-Cl$, $-OR^e$, $-ONR^fR^e$, $-ONR^f(C=O)R^e$, $-ONR^fSO_2R^e$, $-ONR^fPO_2R^e$, $-ONR^fPO_2OR^e$, $-SR^e$, $-OSO_2R^e$, $-NR^fSO_2R^e$, $-OPO_2R^e$, $-OPO_2OR^e$, $-NR^fPO_2R^e$, $-NR^fPO_2OR^e$, $-OPO_2NR^fR^e$, $-O(C=O)R^e$, $-O(C=O)OR^e$, $-NR^fR^e$, $-NR^f(C=O)R^e$, $-NR^f(C=O)OR^e$, $-O(C=O)NR^fR^e$, $-NR^f(C=NR^f)NR^fR^e$, $-O(C=NR^f)NR^fR^e$, $-NR^f(C=NR^f)OR^e$, $-[N(R^f)_2R^e]^+X^-$ wherein X^- is a counterion; and

each R^e is selected from C_{1-10} alkyl, C_{2-10} alkenyl, C_{2-10} alkynyl, C_{3-10} carbocycl, C_{6-14} aryl, 3–14 membered heterocycl and 5–14 membered heteroaryl; each R^f attached to a nitrogen atom is, independently, selected from $-H$, C_{1-10} alkyl, or an amino protecting group; or R^e and R^f are joined to form an 3–14 membered heterocycl ring or an 5–14 membered heteroaryl ring.

2. The compound according to claim 1, wherein each of R^a , R^b , and R^c independently is selected from H , C_{1-10} alkyl and C_{1-10} perhaloalkyl, R^d is the group $-L-Z$, and Z is selected from C_{6-14} aryl.

3. The compound according to claim 1, wherein each of R^a , R^b , and R^c independently is selected from H , C_{1-10} alkyl and C_{1-10} perhaloalkyl, R^d is the group $-L-Z$, and Z is selected from 3–14 membered heterocycl.

4. The compound according to claim 1, wherein each of R^a , R^b , and R^c independently is selected from H , C_{1-10} alkyl and C_{1-10} perhaloalkyl, R^d is the group $-L-Z$, and Z is selected from 5–14 membered heteroaryl.

5. The compound according to claim 1, wherein L is a covalent bond or L is a divalent C_{1-6} hydrocarbon group, wherein one, two or three methylene units of L are replaced with one or more oxygen atoms.

6. The compound according to claim 5, wherein L is a covalent bond.

7. The compound according to claim 5, wherein L is an unsubstituted divalent C_{1-6} hydrocarbon group, wherein one methylene unit of L is replaced with an oxygen atom.

8. The compound claim 5, wherein L is $-O-$.

9. The compound according to claim 1, wherein R^a , R^b , and R^c independently is selected from $-H$, C_{1-3} alkyl and C_{1-3} perhaloalkyl.

10. The compound according to claim 9, wherein each R^a , R^b , and R^c is independently selected from $-H$, $-CH_3$ and $-CF_3$.

11. The compound according to claim 10, wherein R^a and R^b are -H and R^c is selected from $-\text{CH}_3$ and $-\text{CF}_3$.

12. The compound according to claim 10, wherein R^b and R^c are -H and R^a is selected from $-\text{CH}_3$ and $-\text{CF}_3$.

13. The compound according to claim 10, wherein each of R^a , R^b , and R^c is -H.

14. The compound according to claim 1, wherein R^a and R^d are joined to form a C_{3-10} carbocycl fused ring, and R^b and R^c are independently selected from -H, C_{1-10} alkyl and C_{1-10} perhaloalkyl.

15. The compound according to claim 14, wherein R^b and R^c are both -H.

16. The compound according to claim 1, wherein R^a and R^d are joined to form a 3–14 membered heterocycl fused ring, and R^b and R^c are independently selected from -H, C_{1-10} alkyl and C_{1-10} perhaloalkyl.

17. The compound according to claim 16, wherein R^b and R^c are both -H.

18. The compound according to claim 1, wherein R^c and R^d are joined to form a C_{3-10} carbocycl spiro-fused ring, and R^a and R^b are independently selected from -H, C_{1-10} alkyl and C_{1-10} perhaloalkyl.

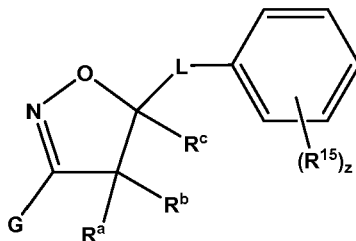
19. The compound according to claim 18, wherein R^a and R^b are both -H.

20. The compound according to claim 1, wherein R^c and R^d are joined to form a 3–14 membered heterocycl spiro-fused ring, and R^a and R^b are independently selected from -H, C_{1-10} alkyl and C_{1-10} perhaloalkyl.

21. The compound according to claim 20, wherein R^a and R^b are both -H.

22. The compound according to claim 2, wherein Z is phenyl.

23. The compound according to claim 22, wherein the compound is of the formula:



or a pharmaceutically acceptable form thereof;

wherein z is 0, 1, 2, 3, 4 or 5; and

each R^{15} is independently selected from fluoro ($-F$), bromo ($-Br$), chloro ($-Cl$), and iodo ($-I$), $-CN$, $-NO_2$, $-N_3$, $-SO_2H$, $-SO_3H$, $-OH$, $-OR^{16}$, $-ON(R^{18})_2$, $-N(R^{18})_2$, $-N(R^{18})_3^+X^-$, $-N(OR^{17})R^{18}$, $-SH$, $-SR^{16}$, $-SSR^{17}$, $-C(=O)R^{16}$, $-CO_2H$, $-CHO$, $-C(OR^{17})_2$, $-CO_2R^{16}$, $-OC(=O)R^{16}$, $-OCO_2R^{16}$, $-C(=O)N(R^{18})_2$, $-OC(=O)N(R^{18})_2$, $-NR^{18}C(=O)R^{16}$, $-NR^{18}CO_2R^{16}$, $-NR^{18}C(=O)N(R^{18})_2$, $-C(=NR^{18})R^{16}$, $-C(=NR^{18})OR^{16}$, $-OC(=NR^{18})R^{16}$, $-OC(=NR^{18})OR^{16}$, $-C(=NR^{18})N(R^{18})_2$, $-OC(=NR^{18})N(R^{18})_2$, $-NR^{18}C(=NR^{18})N(R^{18})_2$, $-C(=O)NR^{18}SO_2R^{16}$, $-NR^{18}SO_2R^{16}$, $-SO_2N(R^{18})_2$, $-SO_2R^{16}$, $-SO_2OR^{16}$, $-OSO_2R^{16}$, $-S(=O)R^{16}$, $-OS(=O)R^{16}$, $-Si(R^{16})_3$, $-OSi(R^{16})_3$, $-C(=S)N(R^{18})_2$, $-C(=O)SR^{16}$, $-C(=S)SR^{16}$, $-SC(S)SR^{16}$, $-P(=O)_2R^{16}$, $-OP(=O)_2R^{16}$, $-P(=O)(R^{16})_2$, $-OP(=O)(R^{16})_2$, $-OP(=O)(OR^{17})_2$, $-P(=O)_2N(R^{18})_2$, $-OP(=O)_2N(R^{18})_2$, $-P(=O)(NR^{18})_2$, $-OP(=O)(NR^{18})_2$, $-NR^{18}P(=O)(OR^{17})_2$, $-NR^{18}P(=O)(NR^{18})_2$, $-P(R^{17})_2$, $-P(R^{17})_3$, $-OP(R^{17})_2$, $-OP(R^{17})_3$, $-B(OR^{17})_2$, $-BR^{16}(OR^{17})$, C_{1-10} alkyl, C_{1-10} perhaloalkyl, C_{2-10} alkenyl, C_{2-10} alkynyl, C_{3-14} carbocyclyl, 3–14 membered heterocyclyl, C_{6-14} aryl, and 5–14 membered heteroaryl, wherein each alkyl, alkenyl, alkynyl, carbocyclyl, heterocyclyl, aryl, and heteroaryl is independently substituted with 0, 1, 2, 3, 4, or 5 R^{19} groups; or two vicinal R^{15} groups are replaced with the group $-O(C(R^2)_2)_{1-2}O-$ wherein each R^2 is independently $-H$, C_{1-6} alkyl or halogen;

each instance of R^{16} is, independently, selected from C_{1-10} alkyl, C_{1-10} perhaloalkyl, C_{2-10} alkenyl, C_{2-10} alkynyl, C_{3-10} carbocyclyl, 3–14 membered heterocyclyl, C_{6-14} aryl, and 5–14 membered heteroaryl, wherein each alkyl, alkenyl, alkynyl, carbocyclyl, heterocyclyl, aryl, and heteroaryl is independently substituted with 0, 1, 2, 3, 4, or 5 R^{19} groups;

each instance of R^{18} is, independently, selected from hydrogen, $-OH$, $-OR^{16}$, $-N(R^{17})_2$, $-CN$, $-C(=O)R^{16}$, $-C(=O)N(R^{17})_2$, $-CO_2R^{16}$, $-SO_2R^{16}$, $-C(=NR^{17})OR^{16}$, $-C(=NR^{17})N(R^{17})_2$, $-SO_2N(R^{17})_2$, $-SO_2R^{17}$, $-SO_2OR^{17}$, $-SOR^{16}$, $-C(=S)N(R^{17})_2$, $-C(=O)SR^{17}$, $-C(=S)SR^{17}$, $-$

$P(=O)_2R^{16}$, $-P(=O)(R^{16})_2$, $-P(=O)_2N(R^{17})_2$, $-P(=O)(NR^{17})_2$, C_{1-10} alkyl, C_{1-10} perhaloalkyl, C_{2-10} alkenyl, C_{2-10} alkynyl, C_{3-10} carbocyclyl, 3–14 membered heterocyclyl, C_{6-14} aryl, and 5–14 membered heteroaryl, or two R^{17} groups attached to an N atom are joined to form a 3–14 membered heterocyclyl or 5–14 membered heteroaryl ring, wherein each alkyl, alkenyl, alkynyl, carbocyclyl, heterocyclyl, aryl, and heteroaryl is independently substituted with 0, 1, 2, 3, 4, or 5 R^{19} groups;

each instance of R^{17} is, independently, selected from hydrogen, C_{1-10} alkyl, C_{1-10} perhaloalkyl, C_{2-10} alkenyl, C_{2-10} alkynyl, C_{3-10} carbocyclyl, 3–14 membered heterocyclyl, C_{6-14} aryl, and 5–14 membered heteroaryl, or two R^{17} groups attached to an N atom are joined to form a 3–14 membered heterocyclyl or 5–14 membered heteroaryl ring, wherein each alkyl, alkenyl, alkynyl, carbocyclyl, heterocyclyl, aryl, and heteroaryl is independently substituted with 0, 1, 2, 3, 4, or 5 R^{19} groups;

each instance of R^{19} is, independently, selected from halogen, $-CN$, $-NO_2$, $-N_3$, $-SO_2H$, $-SO_3H$, $-OH$, $-OR^{20}$, $-ON(R^{21})_2$, $-N(R^{21})_2$, $-N(R^{21})_3X^-$, $-N(OR^{20})R^{21}$, $-SH$, $-SR^{20}$, $-SSR^{20}$, $-C(=O)R^{20}$, $-CO_2H$, $-CO_2R^{20}$, $-OC(=O)R^{20}$, $-OCO_2R^{20}$, $-C(=O)N(R^{21})_2$, $-OC(=O)N(R^{21})_2$, $-NR^{21}C(=O)R^{20}$, $-NR^{21}CO_2R^{20}$, $-NR^{21}C(=O)N(R^{21})_2$, $-C(=NR^{21})OR^{20}$, $-OC(=NR^{21})R^{20}$, $-OC(=NR^{21})OR^{20}$, $-C(=NR^{21})N(R^{21})_2$, $-OC(=NR^{21})N(R^{21})_2$, $-NR^{21}C(=NR^{21})N(R^{21})_2$, $-NR^{21}SO_2R^{20}$, $-SO_2N(R^{21})_2$, $-SO_2R^{20}$, $-SO_2OR^{20}$, $-OSO_2R^{20}$, $-S(=O)R^{20}$, $-Si(R^{20})_3$, $-OSi(R^{20})_3$, $-C(=S)N(R^{21})_2$, $-C(=O)SR^{20}$, $-C(=S)SR^{20}$, $-SC(=S)SR^{20}$, $-P(=O)_2R^{20}$, $-P(=O)(R^{20})_2$, $-OP(=O)(R^{20})_2$, $-OP(=O)(OR^{20})_2$, C_{1-6} alkyl, C_{1-6} perhaloalkyl, C_{2-6} alkenyl, C_{2-6} alkynyl, C_{3-10} carbocyclyl, 3–10 membered heterocyclyl, C_{6-10} aryl, 5–10 membered heteroaryl, wherein each alkyl, alkenyl, alkynyl, carbocyclyl, heterocyclyl, aryl, and heteroaryl is independently substituted with 0, 1, 2, 3, 4, or 5 R^{22} groups, or two geminal R^{19} substituents can be joined to form $=O$ or $=S$;

each instance of R^{20} is, independently, selected from C_{1-6} alkyl, C_{1-6} perhaloalkyl, C_{2-6} alkenyl, C_{2-6} alkynyl, C_{3-10} carbocyclyl, C_{6-10} aryl, 3–10 membered heterocyclyl, and 3–10 membered heteroaryl, wherein each alkyl, alkenyl, alkynyl, carbocyclyl, heterocyclyl, aryl, and heteroaryl is independently substituted with 0, 1, 2, 3, 4, or 5 R^{22} groups;

each instance of R^{21} is, independently, selected from hydrogen, C_{1-6} alkyl, C_{1-6} perhaloalkyl, C_{2-6} alkenyl, C_{2-6} alkynyl, C_{3-10} carbocyclyl, 3–10 membered heterocyclyl, C_{6-10} aryl and 5–10 membered heteroaryl, or two R^{21} groups attached to an N atom are joined to form

a 3–14 membered heterocyclyl or 5–14 membered heteroaryl ring, wherein each alkyl, alkenyl, alkynyl, carbocyclyl, heterocyclyl, aryl, and heteroaryl is independently substituted with 0, 1, 2, 3, 4, or 5 R²² groups; and

each instance of R²² is, independently, halogen, –CN, –NO₂, –N₃, –SO₂H, –SO₃H, –OH, –OC_{1–6} alkyl, –ON(C_{1–6} alkyl)₂, –N(C_{1–6} alkyl)₂, –N(C_{1–6} alkyl)₃X, –NH(C_{1–6} alkyl)₂X, –NH₂(C_{1–6} alkyl)X, –NH₃X, –N(OC_{1–6} alkyl)(C_{1–6} alkyl), –N(OH)(C_{1–6} alkyl), –NH(OH), –SH, –SC_{1–6} alkyl, –SS(C_{1–6} alkyl), –C(=O)(C_{1–6} alkyl), –CO₂H, –CO₂(C_{1–6} alkyl), –OC(=O)(C_{1–6} alkyl), –OCO₂(C_{1–6} alkyl), –C(=O)NH₂, –C(=O)N(C_{1–6} alkyl)₂, –OC(=O)NH(C_{1–6} alkyl), –NHC(=O)(C_{1–6} alkyl), –N(C_{1–6} alkyl)C(=O)(C_{1–6} alkyl), –NHCO₂(C_{1–6} alkyl), –NHC(=O)N(C_{1–6} alkyl)₂, –NHC(=O)NH(C_{1–6} alkyl), –NHC(=O)NH₂, –C(=NH)O(C_{1–6} alkyl), –OC(=NH)(C_{1–6} alkyl), –OC(=NH)OC_{1–6} alkyl, –C(=NH)N(C_{1–6} alkyl)₂, –C(=NH)NH(C_{1–6} alkyl), –C(=NH)NH₂, –OC(=NH)N(C_{1–6} alkyl)₂, –OC(NH)NH(C_{1–6} alkyl), –OC(NH)NH₂, –NHC(NH)N(C_{1–6} alkyl)₂, –NHC(=NH)NH₂, –NHCO₂(C_{1–6} alkyl), –SO₂N(C_{1–6} alkyl)₂, –SO₂NH(C_{1–6} alkyl), –SO₂NH₂, –SO₂C_{1–6} alkyl, –SO₂OC_{1–6} alkyl, –OSO₂C_{1–6} alkyl, –SOC_{1–6} alkyl, –Si(C_{1–6} alkyl)₃, –OSi(C_{1–6} alkyl)₃, –C(=S)N(C_{1–6} alkyl)₂, C(=S)NH(C_{1–6} alkyl), C(=S)NH₂, –C(=O)S(C_{1–6} alkyl), –C(=S)SC_{1–6} alkyl, –SC(=S)SC_{1–6} alkyl, –P(=O)₂(C_{1–6} alkyl), –P(=O)(C_{1–6} alkyl)₂, –OP(=O)(C_{1–6} alkyl)₂, –OP(=O)(OC_{1–6} alkyl)₂, C_{1–6} alkyl, C_{1–6} perhaloalkyl, C_{2–6} alkenyl, C_{2–6} alkynyl, C_{3–10} carbocyclyl, C_{6–10} aryl, 3–10 membered heterocyclyl, 5–10 membered heteroaryl; or two geminal R²² substituents can be joined to form =O or =S;

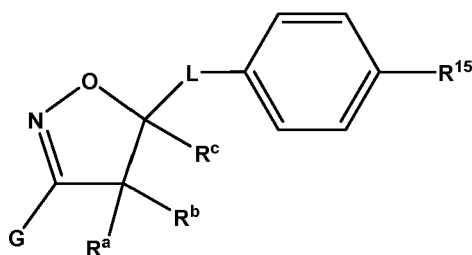
wherein X[–] is a counterion.

24. The compound according to claim 23, wherein R¹⁵ is selected from fluoro (–F), bromo (–Br), chloro (–Cl), and iodo (–I), –OR¹⁶, –C(=O)N(R¹⁸)₂, –SO₂N(R¹⁸)₂, C_{1–10} alkyl, C_{1–10} perhaloalkyl, C_{2–10} alkenyl, C_{2–10} alkynyl, C_{6–14} aryl, and 5–14 membered heteroaryl, wherein each alkyl, alkenyl, alkynyl, aryl, and heteroaryl is independently substituted with 0, 1, 2, 3, 4, or 5 R¹⁹ groups.

25. The compound according to claim 23, wherein z is 1 or 2.

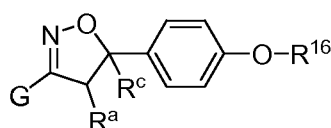
26. The compound according to claim 25, wherein z is 1.

27. The compound according to claim 26, wherein the compound is of the formula:



or a pharmaceutically acceptable form thereof.

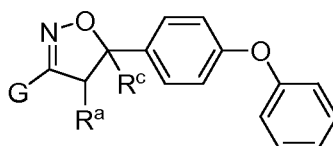
28. The compound according to claim 27, wherein the compound is of the formula:



or a pharmaceutically acceptable form thereof;

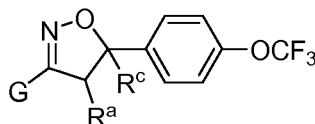
wherein R^{16} is, independently, selected from C_{1-10} alkyl, C_{1-10} perhaloalkyl, C_{2-10} alkenyl, C_{2-10} alkynyl, C_{3-10} carbocyclyl, 3–14 membered heterocyclyl, C_{6-14} aryl, and 5–14 membered heteroaryl, wherein each alkyl, alkenyl, alkynyl, carbocyclyl, heterocyclyl, aryl, and heteroaryl is independently substituted with 0, 1, 2, 3, 4, or 5 R^{19} groups.

29. The compound according to claim 28, wherein the compound is of the formula:



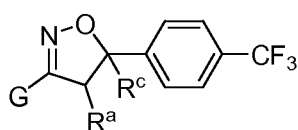
or a pharmaceutically acceptable form thereof.

30. The compound according to claim 28, wherein the compound is formula:



or a pharmaceutically acceptable form thereof.

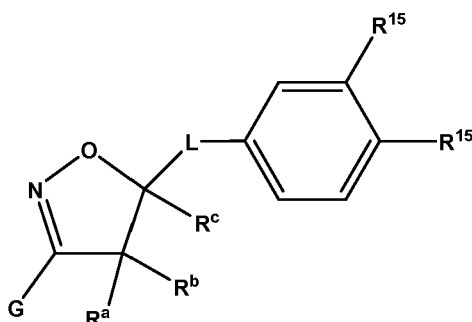
31. The compound according to claim 27, wherein the compound is formula:



or a pharmaceutically acceptable form thereof.

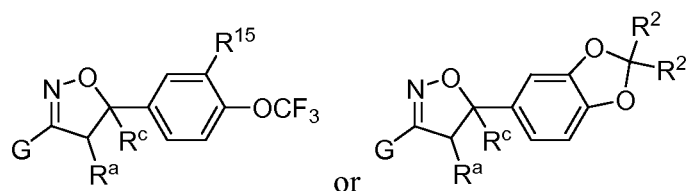
32. The compound according to claim 25, wherein z is 2.

33. The compound according to claim 32, wherein the compound is of the formula:



or a pharmaceutically acceptable form thereof.

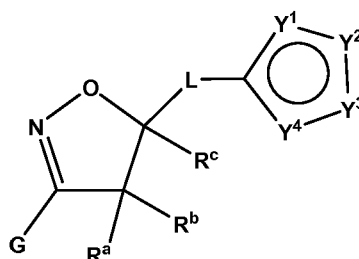
34. The compound according to claim 33, wherein the compound is of the formulae:



or a pharmaceutically acceptable form thereof.

35. The compound according to claim 4, wherein Z is a 5-membered heteroaryl.

36. The compound according to claim 35, wherein the compound is of the formula:



or a pharmaceutically acceptable form thereof;

wherein Y^1 , Y^2 , Y^3 and Y^4 are, independently, selected from CH, CR^{15} , O, S, N, or NR^{18} , with the proviso that at least one of Y^1 , Y^2 , Y^3 and Y^4 are selected from O, S, N, or NR^{18} ; and

each R^{15} is independently selected from fluoro (-F), bromo (-Br), chloro (-Cl), and iodo (-I), -CN, -NO₂, -N₃, -SO₂H, -SO₃H, -OH, -OR¹⁶, -ON(R^{18})₂, -N(R^{18})₂, -N(R^{18})₃⁺X⁻, -N(OR¹⁷) R^{18} , -SH, -SR¹⁶, -SSR¹⁷, -C(=O) R^{16} , -CO₂H, -CHO, -C(OR¹⁷)₂, -CO₂ R^{16} , -OC(=O) R^{16} , -OCO₂ R^{16} , -C(=O)N(R^{18})₂, -OC(=O)N(R^{18})₂, -NR¹⁸C(=O) R^{16} , -NR¹⁸CO₂ R^{16} , -NR¹⁸C(=O)N(R^{18})₂, -C(=NR¹⁸) R^{16} , -C(=NR¹⁸)OR¹⁶, -OC(=NR¹⁸) R^{16} , -OC(=NR¹⁸)OR¹⁶, -C(=NR¹⁸)N(R^{18})₂, -OC(=NR¹⁸)N(R^{18})₂, -NR¹⁸C(=NR¹⁸)N(R^{18})₂, -C(=O)NR¹⁸SO₂ R^{16} , -NR¹⁸SO₂ R^{16} , -SO₂N(R^{18})₂, -SO₂ R^{16} , -SO₂OR¹⁶, -OSO₂ R^{16} , -S(=O) R^{16} , -OS(=O) R^{16} , -Si(R^{16})₃, -OSi(R^{16})₃-C(=S)N(R^{18})₂, -C(=O)SR¹⁶, -C(=S)SR¹⁶, -SC(S)SR¹⁶, -P(=O)₂ R^{16} , -OP(=O)₂ R^{16} , -P(=O)(R^{16})₂, -OP(=O)(R^{16})₂, -OP(=O)(OR¹⁷)₂, -P(=O)₂N(R^{18})₂, -OP(=O)₂N(R^{18})₂, -P(=O)(NR¹⁸)₂, -OP(=O)(NR¹⁸)₂, -NR¹⁸P(=O)(OR¹⁷)₂, -NR¹⁸P(=O)(NR¹⁸)₂, -P(R^{17})₂, -P(R^{17})₃, -OP(R^{17})₂, -OP(R^{17})₃, -B(OR¹⁷)₂, -BR¹⁶(OR¹⁷), C₁₋₁₀ alkyl, C₁₋₁₀ perhaloalkyl, C₂₋₁₀ alkenyl, C₂₋₁₀ alkynyl, C₃₋₁₄ carbocyclyl, 3-14 membered heterocyclyl, C₆₋₁₄ aryl, and 5-14 membered heteroaryl, wherein each alkyl, alkenyl, alkynyl, carbocyclyl, heterocyclyl, aryl, and heteroaryl is independently substituted with 0, 1, 2, 3, 4, or 5 R^{19} groups; or two vicinal R^{15} groups are replaced with the group -O(C(R^2))₁₋₂O- wherein each R^2 is independently -H, C₁₋₆ alkyl or halogen;

each instance of R^{16} is, independently, selected from C₁₋₁₀ alkyl, C₁₋₁₀ perhaloalkyl, C₂₋₁₀ alkenyl, C₂₋₁₀ alkynyl, C₃₋₁₀ carbocyclyl, 3-14 membered heterocyclyl, C₆₋₁₄ aryl, and 5-14 membered heteroaryl, wherein each alkyl, alkenyl, alkynyl, carbocyclyl, heterocyclyl, aryl, and heteroaryl is independently substituted with 0, 1, 2, 3, 4, or 5 R^{19} groups;

each instance of R^{18} is, independently, selected from hydrogen, -OH, -OR¹⁶, -N(R^{17})₂, -CN, -C(=O) R^{16} , -C(=O)N(R^{17})₂, -CO₂ R^{16} , -SO₂ R^{16} , -C(=NR¹⁷)OR¹⁶, -C(=NR¹⁷)N(R^{17})₂, -SO₂N(R^{17})₂, -SO₂ R^{17} , -SO₂OR¹⁷, -SOR¹⁶, -C(=S)N(R^{17})₂, -C(=O)SR¹⁷, -C(=S)SR¹⁷, -P(=O)₂ R^{16} , -P(=O)(R^{16})₂, -P(=O)₂N(R^{17})₂, -P(=O)(NR¹⁷)₂, C₁₋₁₀ alkyl, C₁₋₁₀ perhaloalkyl, C₂₋₁₀ alkenyl, C₂₋₁₀ alkynyl, C₃₋₁₀ carbocyclyl, 3-14 membered heterocyclyl, C₆₋₁₄ aryl, and 5-14 membered heteroaryl, or two R^{17} groups attached to an N atom are joined to form a 3-14 membered heterocyclyl or 5-14 membered heteroaryl ring, wherein each alkyl, alkenyl, alkynyl, carbocyclyl, heterocyclyl, aryl, and heteroaryl is independently substituted with 0, 1, 2, 3, 4, or 5 R^{19} groups;

each instance of R^{17} is, independently, selected from hydrogen, C_{1-10} alkyl, C_{1-10} perhaloalkyl, C_{2-10} alkenyl, C_{2-10} alkynyl, C_{3-10} carbocyclyl, 3–14 membered heterocyclyl, C_{6-14} aryl, and 5–14 membered heteroaryl, or two R^{17} groups attached to an N atom are joined to form a 3–14 membered heterocyclyl or 5–14 membered heteroaryl ring, wherein each alkyl, alkenyl, alkynyl, carbocyclyl, heterocyclyl, aryl, and heteroaryl is independently substituted with 0, 1, 2, 3, 4, or 5 R^{19} groups;

each instance of R^{19} is, independently, selected from halogen, $-\text{CN}$, $-\text{NO}_2$, $-\text{N}_3$, $-\text{SO}_2\text{H}$, $-\text{SO}_3\text{H}$, $-\text{OH}$, $-\text{OR}^{20}$, $-\text{ON}(\text{R}^{21})_2$, $-\text{N}(\text{R}^{21})_2$, $-\text{N}(\text{R}^{21})_3^+\text{X}^-$, $-\text{N}(\text{OR}^{20})\text{R}^{21}$, $-\text{SH}$, $-\text{SR}^{20}$, $-\text{SSR}^{20}$, $-\text{C}(=\text{O})\text{R}^{20}$, $-\text{CO}_2\text{H}$, $-\text{CO}_2\text{R}^{20}$, $-\text{OC}(=\text{O})\text{R}^{20}$, $-\text{OCO}_2\text{R}^{20}$, $-\text{C}(=\text{O})\text{N}(\text{R}^{21})_2$, $-\text{OC}(=\text{O})\text{N}(\text{R}^{21})_2$, $-\text{NR}^{21}\text{C}(=\text{O})\text{R}^{20}$, $-\text{NR}^{21}\text{CO}_2\text{R}^{20}$, $-\text{NR}^{21}\text{C}(=\text{O})\text{N}(\text{R}^{21})_2$, $-\text{C}(=\text{NR}^{21})\text{OR}^{20}$, $-\text{OC}(=\text{NR}^{21})\text{R}^{20}$, $-\text{OC}(=\text{NR}^{21})\text{OR}^{20}$, $-\text{C}(=\text{NR}^{21})\text{N}(\text{R}^{21})_2$, $-\text{OC}(=\text{NR}^{21})\text{N}(\text{R}^{21})_2$, $-\text{NR}^{21}\text{C}(=\text{NR}^{21})\text{N}(\text{R}^{21})_2$, $-\text{NR}^{21}\text{SO}_2\text{R}^{20}$, $-\text{SO}_2\text{N}(\text{R}^{21})_2$, $-\text{SO}_2\text{R}^{20}$, $-\text{SO}_2\text{OR}^{20}$, $-\text{OSO}_2\text{R}^{20}$, $-\text{S}(=\text{O})\text{R}^{20}$, $-\text{Si}(\text{R}^{20})_3$, $-\text{OSi}(\text{R}^{20})_3$, $-\text{C}(=\text{S})\text{N}(\text{R}^{21})_2$, $-\text{C}(=\text{O})\text{SR}^{20}$, $-\text{C}(=\text{S})\text{SR}^{20}$, $-\text{SC}(=\text{S})\text{SR}^{20}$, $-\text{P}(=\text{O})_2\text{R}^{20}$, $-\text{P}(=\text{O})(\text{R}^{20})_2$, $-\text{OP}(=\text{O})(\text{R}^{20})_2$, $-\text{OP}(=\text{O})(\text{OR}^{20})_2$, C_{1-6} alkyl, C_{1-6} perhaloalkyl, C_{2-6} alkenyl, C_{2-6} alkynyl, C_{3-10} carbocyclyl, 3–10 membered heterocyclyl, C_{6-10} aryl, 5–10 membered heteroaryl, wherein each alkyl, alkenyl, alkynyl, carbocyclyl, heterocyclyl, aryl, and heteroaryl is independently substituted with 0, 1, 2, 3, 4, or 5 R^{22} groups, or two geminal R^{19} substituents can be joined to form $=\text{O}$ or $=\text{S}$;

each instance of R^{20} is, independently, selected from C_{1-6} alkyl, C_{1-6} perhaloalkyl, C_{2-6} alkenyl, C_{2-6} alkynyl, C_{3-10} carbocyclyl, C_{6-10} aryl, 3–10 membered heterocyclyl, and 3–10 membered heteroaryl, wherein each alkyl, alkenyl, alkynyl, carbocyclyl, heterocyclyl, aryl, and heteroaryl is independently substituted with 0, 1, 2, 3, 4, or 5 R^{22} groups;

each instance of R^{21} is, independently, selected from hydrogen, C_{1-6} alkyl, C_{1-6} perhaloalkyl, C_{2-6} alkenyl, C_{2-6} alkynyl, C_{3-10} carbocyclyl, 3–10 membered heterocyclyl, C_{6-10} aryl and 5–10 membered heteroaryl, or two R^{21} groups attached to an N atom are joined to form a 3–14 membered heterocyclyl or 5–14 membered heteroaryl ring, wherein each alkyl, alkenyl, alkynyl, carbocyclyl, heterocyclyl, aryl, and heteroaryl is independently substituted with 0, 1, 2, 3, 4, or 5 R^{22} groups; and

each instance of R^{22} is, independently, halogen, $-\text{CN}$, $-\text{NO}_2$, $-\text{N}_3$, $-\text{SO}_2\text{H}$, $-\text{SO}_3\text{H}$, $-\text{OH}$, $-\text{OC}_{1-6}$ alkyl, $-\text{ON}(\text{C}_{1-6}$ alkyl) $_2$, $-\text{N}(\text{C}_{1-6}$ alkyl) $_2$, $-\text{N}(\text{C}_{1-6}$ alkyl) $_3\text{X}$, $-\text{NH}(\text{C}_{1-6}$ alkyl) $_2\text{X}$, $-\text{NH}_2(\text{C}_{1-6}$ alkyl) X , $-\text{NH}_3\text{X}$, $-\text{N}(\text{OC}_{1-6}$ alkyl)(C_{1-6} alkyl), $-\text{N}(\text{OH})(\text{C}_{1-6}$ alkyl), $-\text{NH}(\text{OH})$, $-\text{SH}$, $-$

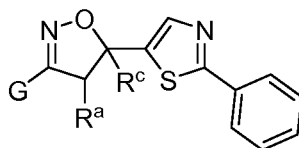
SC₁₋₆ alkyl, -SS(C₁₋₆ alkyl), -C(=O)(C₁₋₆ alkyl), -CO₂H, -CO₂(C₁₋₆ alkyl), -OC(=O)(C₁₋₆ alkyl), -OCO₂(C₁₋₆ alkyl), -C(=O)NH₂, -C(=O)N(C₁₋₆ alkyl)₂, -OC(=O)NH(C₁₋₆ alkyl), -NHC(=O)(C₁₋₆ alkyl), -N(C₁₋₆ alkyl)C(=O)(C₁₋₆ alkyl), -NHCO₂(C₁₋₆ alkyl), -NHC(=O)N(C₁₋₆ alkyl)₂, -NHC(=O)NH(C₁₋₆ alkyl), -NHC(=O)NH₂, -C(=NH)O(C₁₋₆ alkyl), -OC(=NH)(C₁₋₆ alkyl), -OC(=NH)OC₁₋₆ alkyl, -C(=NH)N(C₁₋₆ alkyl)₂, -C(=NH)NH(C₁₋₆ alkyl), -C(=NH)NH₂, -OC(=NH)N(C₁₋₆ alkyl)₂, -OC(NH)NH(C₁₋₆ alkyl), -OC(NH)NH₂, -NHC(NH)N(C₁₋₆ alkyl)₂, -NHC(=NH)NH₂, -NHSO₂(C₁₋₆ alkyl), -SO₂N(C₁₋₆ alkyl)₂, -SO₂NH(C₁₋₆ alkyl), -SO₂NH₂, -SO₂C₁₋₆ alkyl, -SO₂OC₁₋₆ alkyl, -OSO₂C₁₋₆ alkyl, -SOC₁₋₆ alkyl, -Si(C₁₋₆ alkyl)₃, -OSi(C₁₋₆ alkyl)₃, -C(=S)N(C₁₋₆ alkyl)₂, C(=S)NH(C₁₋₆ alkyl), C(=S)NH₂, -C(=O)S(C₁₋₆ alkyl), -C(=S)SC₁₋₆ alkyl, -SC(=S)SC₁₋₆ alkyl, -P(=O)₂(C₁₋₆ alkyl), -P(=O)(C₁₋₆ alkyl)₂, -OP(=O)(C₁₋₆ alkyl)₂, -OP(=O)(OC₁₋₆ alkyl)₂, C₁₋₆ alkyl, C₁₋₆ perhaloalkyl, C₂₋₆ alkenyl, C₂₋₆ alkynyl, C₃₋₁₀ carbocyclyl, C₆₋₁₀ aryl, 3-10 membered heterocyclyl, 5-10 membered heteroaryl; or two geminal R²² substituents can be joined to form =O or =S;

wherein X⁻ is a counterion.

37. The compound according to claim 36, wherein R¹⁵ is selected from fluoro (-F), bromo (-Br), chloro (-Cl), and iodo (-I), -OR¹⁶, -C(=O)N(R¹⁸)₂, -SO₂N(R¹⁸)₂, C₁₋₁₀ alkyl, C₁₋₁₀ perhaloalkyl, C₂₋₁₀ alkenyl, C₂₋₁₀ alkynyl, C₆₋₁₄ aryl, and 5-14 membered heteroaryl, wherein each alkyl, alkenyl, alkynyl, aryl, and heteroaryl is independently substituted with 0, 1, 2, 3, 4, or 5 R¹⁹ groups.

38. The compound according to claim 36, wherein Y¹ is S, Y³ is N, and Y² and Y⁴ are independently CH or CR¹⁵.

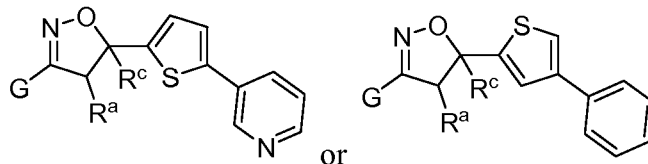
39. The compound according to claim 38, wherein the compound is of the formula:



or a pharmaceutically acceptable form thereof.

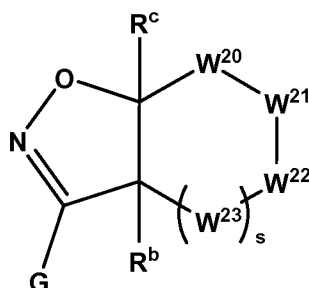
40. The compound according to claim 36, wherein Y¹ is S and each Y², Y³ and Y⁴ is independently CH or CR¹⁵.

41. The compound according to claim 40, wherein the compound is of the formulae:



or a pharmaceutically acceptable form thereof.

42. The compound according to claim 1, wherein the compound is of the formula:



or a pharmaceutically acceptable form thereof;

wherein:

W^{20} , W^{21} , W^{22} , and W^{23} are, independently, CH_2 , CHR^{15} , $C(R^{15})_2$ or NR^{18} ;

s is 0, 1 or 2; and

each R^{15} is independently selected from fluoro ($-F$), bromo ($-Br$), chloro ($-Cl$), and iodo ($-I$), $-CN$, $-NO_2$, $-N_3$, $-SO_2H$, $-SO_3H$, $-OH$, $-OR^{16}$, $-ON(R^{18})_2$, $-N(R^{18})_2$, $-N(R^{18})_3X^-$, $-N(OR^{17})R^{18}$, $-SH$, $-SR^{16}$, $-SSR^{17}$, $-C(=O)R^{16}$, $-CO_2H$, $-CHO$, $-C(OR^{17})_2$, $-CO_2R^{16}$, $-OC(=O)R^{16}$, $-OCO_2R^{16}$, $-C(=O)N(R^{18})_2$, $-OC(=O)N(R^{18})_2$, $-NR^{18}C(=O)R^{16}$, $-NR^{18}CO_2R^{16}$, $-NR^{18}C(=O)N(R^{18})_2$, $-C(=NR^{18})R^{16}$, $-C(=NR^{18})OR^{16}$, $-OC(=NR^{18})R^{16}$, $-OC(=NR^{18})OR^{16}$, $-C(=NR^{18})N(R^{18})_2$, $-OC(=NR^{18})N(R^{18})_2$, $-NR^{18}C(=NR^{18})N(R^{18})_2$, $-C(=O)NR^{18}SO_2R^{16}$, $-NR^{18}SO_2R^{16}$, $-SO_2N(R^{18})_2$, $-SO_2R^{16}$, $-SO_2OR^{16}$, $-OSO_2R^{16}$, $-S(=O)R^{16}$, $-OS(=O)R^{16}$, $-Si(R^{16})_3$, $-OSi(R^{16})_3$, $-C(=S)N(R^{18})_2$, $-C(=O)SR^{16}$, $-C(=S)SR^{16}$, $-SC(S)SR^{16}$, $-P(=O)_2R^{16}$, $-OP(=O)_2R^{16}$, $-P(=O)(R^{16})_2$, $-OP(=O)(R^{16})_2$, $-OP(=O)(OR^{17})_2$, $-P(=O)_2N(R^{18})_2$, $-OP(=O)_2N(R^{18})_2$, $-P(=O)(NR^{18})_2$, $-OP(=O)(NR^{18})_2$, $-NR^{18}P(=O)(OR^{17})_2$, $-NR^{18}P(=O)(NR^{18})_2$, $-P(R^{17})_2$, $-P(R^{17})_3$, $-OP(R^{17})_2$, $-OP(R^{17})_3$, $-B(OR^{17})_2$, $-BR^{16}(OR^{17})$, C_{1-10} alkyl, C_{1-10} perhaloalkyl, C_{2-10} alkenyl, C_{2-10} alkynyl, C_{3-14} carbocyclyl, 3–14 membered heterocyclyl, C_{6-14} aryl, and 5–14 membered heteroaryl, wherein each alkyl, alkenyl, alkynyl, carbocyclyl, heterocyclyl, aryl, and heteroaryl is

independently substituted with 0, 1, 2, 3, 4, or 5 R^{19} groups; or two vicinal R^{15} groups are replaced with the group $-O(C(R^2)_2)_{1-2}O-$ wherein each R^2 is independently -H, C_{1-6} alkyl or halogen;

each instance of R^{16} is, independently, selected from C_{1-10} alkyl, C_{1-10} perhaloalkyl, C_{2-10} alkenyl, C_{2-10} alkynyl, C_{3-10} carbocyclyl, 3–14 membered heterocyclyl, C_{6-14} aryl, and 5–14 membered heteroaryl, wherein each alkyl, alkenyl, alkynyl, carbocyclyl, heterocyclyl, aryl, and heteroaryl is independently substituted with 0, 1, 2, 3, 4, or 5 R^{19} groups;

each instance of R^{18} is, independently, selected from hydrogen, $-OH$, $-OR^{16}$, $-N(R^{17})_2$, $-CN$, $-C(=O)R^{16}$, $-C(=O)N(R^{17})_2$, $-CO_2R^{16}$, $-SO_2R^{16}$, $-C(=NR^{17})OR^{16}$, $-C(=NR^{17})N(R^{17})_2$, $-SO_2N(R^{17})_2$, $-SO_2R^{17}$, $-SO_2OR^{17}$, $-SOR^{16}$, $-C(=S)N(R^{17})_2$, $-C(=O)SR^{17}$, $-C(=S)SR^{17}$, $-P(=O)_2R^{16}$, $-P(=O)(R^{16})_2$, $-P(=O)_2N(R^{17})_2$, $-P(=O)(NR^{17})_2$, C_{1-10} alkyl, C_{1-10} perhaloalkyl, C_{2-10} alkenyl, C_{2-10} alkynyl, C_{3-10} carbocyclyl, 3–14 membered heterocyclyl, C_{6-14} aryl, and 5–14 membered heteroaryl, or two R^{17} groups attached to an N atom are joined to form a 3–14 membered heterocyclyl or 5–14 membered heteroaryl ring, wherein each alkyl, alkenyl, alkynyl, carbocyclyl, heterocyclyl, aryl, and heteroaryl is independently substituted with 0, 1, 2, 3, 4, or 5 R^{19} groups;

each instance of R^{17} is, independently, selected from hydrogen, C_{1-10} alkyl, C_{1-10} perhaloalkyl, C_{2-10} alkenyl, C_{2-10} alkynyl, C_{3-10} carbocyclyl, 3–14 membered heterocyclyl, C_{6-14} aryl, and 5–14 membered heteroaryl, or two R^{17} groups attached to an N atom are joined to form a 3–14 membered heterocyclyl or 5–14 membered heteroaryl ring, wherein each alkyl, alkenyl, alkynyl, carbocyclyl, heterocyclyl, aryl, and heteroaryl is independently substituted with 0, 1, 2, 3, 4, or 5 R^{19} groups;

each instance of R^{19} is, independently, selected from halogen, $-CN$, $-NO_2$, $-N_3$, $-SO_2H$, $-SO_3H$, $-OH$, $-OR^{20}$, $-ON(R^{21})_2$, $-N(R^{21})_2$, $-N(R^{21})_3^+X^-$, $-N(OR^{20})R^{21}$, $-SH$, $-SR^{20}$, $-SSR^{20}$, $-C(=O)R^{20}$, $-CO_2H$, $-CO_2R^{20}$, $-OC(=O)R^{20}$, $-OCO_2R^{20}$, $-C(=O)N(R^{21})_2$, $-OC(=O)N(R^{21})_2$, $-NR^{21}C(=O)R^{20}$, $-NR^{21}CO_2R^{20}$, $-NR^{21}C(=O)N(R^{21})_2$, $-C(=NR^{21})OR^{20}$, $-OC(=NR^{21})R^{20}$, $-OC(=NR^{21})OR^{20}$, $-C(=NR^{21})N(R^{21})_2$, $-OC(=NR^{21})N(R^{21})_2$, $-NR^{21}C(=NR^{21})N(R^{21})_2$, $-NR^{21}SO_2R^{20}$, $-SO_2N(R^{21})_2$, $-SO_2R^{20}$, $-SO_2OR^{20}$, $-OSO_2R^{20}$, $-S(=O)R^{20}$, $-Si(R^{20})_3$, $-OSi(R^{20})_3$, $-C(=S)N(R^{21})_2$, $-C(=O)SR^{20}$, $-C(=S)SR^{20}$, $-SC(=S)SR^{20}$, $-P(=O)_2R^{20}$, $-P(=O)(R^{20})_2$, $-OP(=O)(R^{20})_2$, $-OP(=O)(OR^{20})_2$, C_{1-6} alkyl, C_{1-6} perhaloalkyl, C_{2-6} alkenyl, C_{2-6} alkynyl, C_{3-10} carbocyclyl, 3–10 membered heterocyclyl, C_{6-10} aryl, 5–10 membered heteroaryl, wherein each

alkyl, alkenyl, alkynyl, carbocyclyl, heterocyclyl, aryl, and heteroaryl is independently substituted with 0, 1, 2, 3, 4, or 5 R^{22} groups, or two geminal R^{19} substituents can be joined to form =O or =S;

each instance of R^{20} is, independently, selected from C_{1-6} alkyl, C_{1-6} perhaloalkyl, C_{2-6} alkenyl, C_{2-6} alkynyl, C_{3-10} carbocyclyl, C_{6-10} aryl, 3–10 membered heterocyclyl, and 3–10 membered heteroaryl, wherein each alkyl, alkenyl, alkynyl, carbocyclyl, heterocyclyl, aryl, and heteroaryl is independently substituted with 0, 1, 2, 3, 4, or 5 R^{22} groups;

each instance of R^{21} is, independently, selected from hydrogen, C_{1-6} alkyl, C_{1-6} perhaloalkyl, C_{2-6} alkenyl, C_{2-6} alkynyl, C_{3-10} carbocyclyl, 3–10 membered heterocyclyl, C_{6-10} aryl and 5–10 membered heteroaryl, or two R^{21} groups attached to an N atom are joined to form a 3–14 membered heterocyclyl or 5–14 membered heteroaryl ring, wherein each alkyl, alkenyl, alkynyl, carbocyclyl, heterocyclyl, aryl, and heteroaryl is independently substituted with 0, 1, 2, 3, 4, or 5 R^{22} groups; and

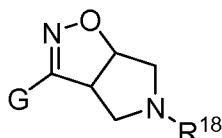
each instance of R^{22} is, independently, halogen, $-\text{CN}$, $-\text{NO}_2$, $-\text{N}_3$, $-\text{SO}_2\text{H}$, $-\text{SO}_3\text{H}$, $-\text{OH}$, $-\text{OC}_{1-6}$ alkyl, $-\text{ON}(\text{C}_{1-6}$ alkyl) $_2$, $-\text{N}(\text{C}_{1-6}$ alkyl) $_2$, $-\text{N}(\text{C}_{1-6}$ alkyl) $_3\text{X}$, $-\text{NH}(\text{C}_{1-6}$ alkyl) $_2\text{X}$, $-\text{NH}_2(\text{C}_{1-6}$ alkyl) X , $-\text{NH}_3\text{X}$, $-\text{N}(\text{OC}_{1-6}$ alkyl)(C_{1-6} alkyl), $-\text{N}(\text{OH})(\text{C}_{1-6}$ alkyl), $-\text{NH}(\text{OH})$, $-\text{SH}$, $-\text{SC}_{1-6}$ alkyl, $-\text{SS}(\text{C}_{1-6}$ alkyl), $-\text{C}(=\text{O})(\text{C}_{1-6}$ alkyl), $-\text{CO}_2\text{H}$, $-\text{CO}_2(\text{C}_{1-6}$ alkyl), $-\text{OC}(=\text{O})(\text{C}_{1-6}$ alkyl), $-\text{OCO}_2(\text{C}_{1-6}$ alkyl), $-\text{C}(=\text{O})\text{NH}_2$, $-\text{C}(=\text{O})\text{N}(\text{C}_{1-6}$ alkyl) $_2$, $-\text{OC}(=\text{O})\text{NH}(\text{C}_{1-6}$ alkyl), $-\text{NHC}(=\text{O})(\text{C}_{1-6}$ alkyl), $-\text{N}(\text{C}_{1-6}$ alkyl) $\text{C}(=\text{O})(\text{C}_{1-6}$ alkyl), $-\text{NHCO}_2(\text{C}_{1-6}$ alkyl), $-\text{NHC}(=\text{O})\text{N}(\text{C}_{1-6}$ alkyl) $_2$, $-\text{NHC}(=\text{O})\text{NH}(\text{C}_{1-6}$ alkyl), $-\text{NHC}(=\text{O})\text{NH}_2$, $-\text{C}(=\text{NH})\text{O}(\text{C}_{1-6}$ alkyl), $-\text{OC}(=\text{NH})(\text{C}_{1-6}$ alkyl), $-\text{OC}(=\text{NH})\text{OC}_{1-6}$ alkyl, $-\text{C}(=\text{NH})\text{N}(\text{C}_{1-6}$ alkyl) $_2$, $-\text{C}(=\text{NH})\text{NH}(\text{C}_{1-6}$ alkyl), $-\text{C}(=\text{NH})\text{NH}_2$, $-\text{OC}(=\text{NH})\text{N}(\text{C}_{1-6}$ alkyl) $_2$, $-\text{OC}(\text{NH})\text{NH}(\text{C}_{1-6}$ alkyl), $-\text{OC}(\text{NH})\text{NH}_2$, $-\text{NHC}(\text{NH})\text{N}(\text{C}_{1-6}$ alkyl) $_2$, $-\text{NHC}(=\text{NH})\text{NH}_2$, $-\text{NH}\text{SO}_2(\text{C}_{1-6}$ alkyl), $-\text{SO}_2\text{N}(\text{C}_{1-6}$ alkyl) $_2$, $-\text{SO}_2\text{NH}(\text{C}_{1-6}$ alkyl), $-\text{SO}_2\text{NH}_2$, $-\text{SO}_2\text{C}_{1-6}$ alkyl, $-\text{SO}_2\text{OC}_{1-6}$ alkyl, $-\text{OSO}_2\text{C}_{1-6}$ alkyl, $-\text{SOC}_{1-6}$ alkyl, $-\text{Si}(\text{C}_{1-6}$ alkyl) $_3$, $-\text{OSi}(\text{C}_{1-6}$ alkyl) $_3$, $-\text{C}(=\text{S})\text{N}(\text{C}_{1-6}$ alkyl) $_2$, $\text{C}(=\text{S})\text{NH}(\text{C}_{1-6}$ alkyl), $\text{C}(=\text{S})\text{NH}_2$, $-\text{C}(=\text{O})\text{S}(\text{C}_{1-6}$ alkyl), $-\text{C}(=\text{S})\text{SC}_{1-6}$ alkyl, $-\text{SC}(=\text{S})\text{SC}_{1-6}$ alkyl, $-\text{P}(=\text{O})_2(\text{C}_{1-6}$ alkyl), $-\text{P}(=\text{O})(\text{C}_{1-6}$ alkyl) $_2$, $-\text{OP}(=\text{O})(\text{C}_{1-6}$ alkyl) $_2$, $-\text{OP}(=\text{O})(\text{OC}_{1-6}$ alkyl) $_2$, C_{1-6} alkyl, C_{1-6} perhaloalkyl, C_{2-6} alkenyl, C_{2-6} alkynyl, C_{3-10} carbocyclyl, C_{6-10} aryl, 3–10 membered heterocyclyl, 5–10 membered heteroaryl; or two geminal R^{22} substituents can be joined to form =O or =S;

wherein X^- is a counterion.

43. The compound according to claim 42, wherein s is 0.

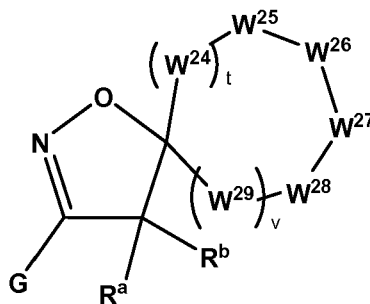
44. The compound according to claim 42, wherein W^{20} , W^{21} and W^{22} , are, independently, CH_2 , CHR^{15} , $C(R^{15})_2$ or NR^{18} .

45. The compound according to claim 44, wherein the compound is of the formula:



or a pharmaceutically acceptable form thereof.

46. The compound according to claim 1, wherein the compound is of the formula:



or a pharmaceutically acceptable form thereof;

wherein W^{24} , W^{25} , W^{26} , W^{27} , W^{28} and W^{29} are, independently, CH_2 , CHR^{15} , $C(R^{15})_2$ or NR^{18} , or optionally wherein W^{25} and W^{26} are substituted with a fused C_6 aryl ring or fused 6-membered heteroaryl ring; t and v are, independently, 0 or 1; and

each R^{15} is independently selected from fluoro ($-F$), bromo ($-Br$), chloro ($-Cl$), and iodo ($-I$), $-CN$, $-NO_2$, $-N_3$, $-SO_2H$, $-SO_3H$, $-OH$, $-OR^{16}$, $-ON(R^{18})_2$, $-N(R^{18})_2$, $-N(R^{18})_3^+X^-$, $-N(OR^{17})R^{18}$, $-SH$, $-SR^{16}$, $-SSR^{17}$, $-C(=O)R^{16}$, $-CO_2H$, $-CHO$, $-C(OR^{17})_2$, $-CO_2R^{16}$, $-OC(=O)R^{16}$, $-OCO_2R^{16}$, $-C(=O)N(R^{18})_2$, $-OC(=O)N(R^{18})_2$, $-NR^{18}C(=O)R^{16}$, $-NR^{18}CO_2R^{16}$, $-NR^{18}C(=O)N(R^{18})_2$, $-C(=NR^{18})R^{16}$, $-C(=NR^{18})OR^{16}$, $-OC(=NR^{18})R^{16}$, $-OC(=NR^{18})OR^{16}$, $-C(=NR^{18})N(R^{18})_2$, $-OC(=NR^{18})N(R^{18})_2$, $-NR^{18}C(=NR^{18})N(R^{18})_2$, $-C(=O)NR^{18}SO_2R^{16}$, $-NR^{18}SO_2R^{16}$, $-SO_2N(R^{18})_2$, $-SO_2R^{16}$, $-SO_2OR^{16}$, $-OSO_2R^{16}$, $-S(=O)R^{16}$, $-OS(=O)R^{16}$, $-Si(R^{16})_3$, $-OSi(R^{16})_3$, $-C(=S)N(R^{18})_2$, $-C(=O)SR^{16}$, $-C(=S)SR^{16}$, $-SC(S)SR^{16}$, $-P(=O)_2R^{16}$, $-OP(=O)_2R^{16}$, $-P(=O)(R^{16})_2$, $-OP(=O)(R^{16})_2$, $-OP(=O)(OR^{17})_2$, $-P(=O)_2N(R^{18})_2$, $-OP(=O)_2N(R^{18})_2$, $-$

$P(=O)(NR^{18})_2$, $-OP(=O)(NR^{18})_2$, $-NR^{18}P(=O)(OR^{17})_2$, $-NR^{18}P(=O)(NR^{18})_2$, $-P(R^{17})_2$, $-P(R^{17})_3$, $-OP(R^{17})_2$, $-OP(R^{17})_3$, $-B(OR^{17})_2$, $-BR^{16}(OR^{17})$, C_{1-10} alkyl, C_{1-10} perhaloalkyl, C_{2-10} alkenyl, C_{2-10} alkynyl, C_{3-14} carbocyclyl, 3–14 membered heterocyclyl, C_{6-14} aryl, and 5–14 membered heteroaryl, wherein each alkyl, alkenyl, alkynyl, carbocyclyl, heterocyclyl, aryl, and heteroaryl is independently substituted with 0, 1, 2, 3, 4, or 5 R^{19} groups; or two vicinal R^{15} groups are replaced with the group $-O(C(R^2)_2)_{1-2}O-$ wherein each R^2 is independently $-H$, C_{1-6} alkyl or halogen;

each instance of R^{16} is, independently, selected from C_{1-10} alkyl, C_{1-10} perhaloalkyl, C_{2-10} alkenyl, C_{2-10} alkynyl, C_{3-10} carbocyclyl, 3–14 membered heterocyclyl, C_{6-14} aryl, and 5–14 membered heteroaryl, wherein each alkyl, alkenyl, alkynyl, carbocyclyl, heterocyclyl, aryl, and heteroaryl is independently substituted with 0, 1, 2, 3, 4, or 5 R^{19} groups;

each instance of R^{18} is, independently, selected from hydrogen, $-OH$, $-OR^{16}$, $-N(R^{17})_2$, $-CN$, $-C(=O)R^{16}$, $-C(=O)N(R^{17})_2$, $-CO_2R^{16}$, $-SO_2R^{16}$, $-C(=NR^{17})OR^{16}$, $-C(=NR^{17})N(R^{17})_2$, $-SO_2N(R^{17})_2$, $-SO_2R^{17}$, $-SO_2OR^{17}$, $-SOR^{16}$, $-C(=S)N(R^{17})_2$, $-C(=O)SR^{17}$, $-C(=S)SR^{17}$, $-P(=O)_2R^{16}$, $-P(=O)(R^{16})_2$, $-P(=O)_2N(R^{17})_2$, $-P(=O)(NR^{17})_2$, C_{1-10} alkyl, C_{1-10} perhaloalkyl, C_{2-10} alkenyl, C_{2-10} alkynyl, C_{3-10} carbocyclyl, 3–14 membered heterocyclyl, C_{6-14} aryl, and 5–14 membered heteroaryl, or two R^{17} groups attached to an N atom are joined to form a 3–14 membered heterocyclyl or 5–14 membered heteroaryl ring, wherein each alkyl, alkenyl, alkynyl, carbocyclyl, heterocyclyl, aryl, and heteroaryl is independently substituted with 0, 1, 2, 3, 4, or 5 R^{19} groups;

each instance of R^{17} is, independently, selected from hydrogen, C_{1-10} alkyl, C_{1-10} perhaloalkyl, C_{2-10} alkenyl, C_{2-10} alkynyl, C_{3-10} carbocyclyl, 3–14 membered heterocyclyl, C_{6-14} aryl, and 5–14 membered heteroaryl, or two R^{17} groups attached to an N atom are joined to form a 3–14 membered heterocyclyl or 5–14 membered heteroaryl ring, wherein each alkyl, alkenyl, alkynyl, carbocyclyl, heterocyclyl, aryl, and heteroaryl is independently substituted with 0, 1, 2, 3, 4, or 5 R^{19} groups;

each instance of R^{19} is, independently, selected from halogen, $-CN$, $-NO_2$, $-N_3$, $-SO_2H$, $-SO_3H$, $-OH$, $-OR^{20}$, $-ON(R^{21})_2$, $-N(R^{21})_2$, $-N(R^{21})_3^+X^-$, $-N(OR^{20})R^{21}$, $-SH$, $-SR^{20}$, $-SSR^{20}$, $-C(=O)R^{20}$, $-CO_2H$, $-CO_2R^{20}$, $-OC(=O)R^{20}$, $-OCO_2R^{20}$, $-C(=O)N(R^{21})_2$, $-OC(=O)N(R^{21})_2$, $-NR^{21}C(=O)R^{20}$, $-NR^{21}CO_2R^{20}$, $-NR^{21}C(=O)N(R^{21})_2$, $-C(=NR^{21})OR^{20}$, $-OC(=NR^{21})R^{20}$, $-OC(=NR^{21})OR^{20}$, $-C(=NR^{21})N(R^{21})_2$, $-OC(=NR^{21})N(R^{21})_2$, $-NR^{21}C(=NR^{21})N(R^{21})_2$,

$\text{NR}^{21}\text{SO}_2\text{R}^{20}$, $-\text{SO}_2\text{N}(\text{R}^{21})_2$, $-\text{SO}_2\text{R}^{20}$, $-\text{SO}_2\text{OR}^{20}$, $-\text{OSO}_2\text{R}^{20}$, $-\text{S}(=\text{O})\text{R}^{20}$, $-\text{Si}(\text{R}^{20})_3$, $-\text{OSi}(\text{R}^{20})_3$, $-\text{C}(=\text{S})\text{N}(\text{R}^{21})_2$, $-\text{C}(=\text{O})\text{SR}^{20}$, $-\text{C}(=\text{S})\text{SR}^{20}$, $-\text{SC}(=\text{S})\text{SR}^{20}$, $-\text{P}(=\text{O})_2\text{R}^{20}$, $-\text{P}(=\text{O})(\text{R}^{20})_2$, $-\text{OP}(=\text{O})(\text{R}^{20})_2$, $-\text{OP}(=\text{O})(\text{OR}^{20})_2$, C_{1-6} alkyl, C_{1-6} perhaloalkyl, C_{2-6} alkenyl, C_{2-6} alkynyl, C_{3-10} carbocyclyl, 3–10 membered heterocyclyl, C_{6-10} aryl, 5–10 membered heteroaryl, wherein each alkyl, alkenyl, alkynyl, carbocyclyl, heterocyclyl, aryl, and heteroaryl is independently substituted with 0, 1, 2, 3, 4, or 5 R^{22} groups, or two geminal R^{19} substituents can be joined to form $=\text{O}$ or $=\text{S}$;

each instance of R^{20} is, independently, selected from C_{1-6} alkyl, C_{1-6} perhaloalkyl, C_{2-6} alkenyl, C_{2-6} alkynyl, C_{3-10} carbocyclyl, C_{6-10} aryl, 3–10 membered heterocyclyl, and 3–10 membered heteroaryl, wherein each alkyl, alkenyl, alkynyl, carbocyclyl, heterocyclyl, aryl, and heteroaryl is independently substituted with 0, 1, 2, 3, 4, or 5 R^{22} groups;

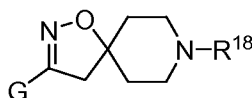
each instance of R^{21} is, independently, selected from hydrogen, C_{1-6} alkyl, C_{1-6} perhaloalkyl, C_{2-6} alkenyl, C_{2-6} alkynyl, C_{3-10} carbocyclyl, 3–10 membered heterocyclyl, C_{6-10} aryl and 5–10 membered heteroaryl, or two R^{21} groups attached to an N atom are joined to form a 3–14 membered heterocyclyl or 5–14 membered heteroaryl ring, wherein each alkyl, alkenyl, alkynyl, carbocyclyl, heterocyclyl, aryl, and heteroaryl is independently substituted with 0, 1, 2, 3, 4, or 5 R^{22} groups; and

each instance of R^{22} is, independently, halogen, $-\text{CN}$, $-\text{NO}_2$, $-\text{N}_3$, $-\text{SO}_2\text{H}$, $-\text{SO}_3\text{H}$, $-\text{OH}$, $-\text{OC}_{1-6}$ alkyl, $-\text{ON}(\text{C}_{1-6}$ alkyl) $_2$, $-\text{N}(\text{C}_{1-6}$ alkyl) $_2$, $-\text{N}(\text{C}_{1-6}$ alkyl) $_3\text{X}$, $-\text{NH}(\text{C}_{1-6}$ alkyl) $_2\text{X}$, $-\text{NH}_2(\text{C}_{1-6}$ alkyl) X , $-\text{NH}_3\text{X}$, $-\text{N}(\text{OC}_{1-6}$ alkyl)(C_{1-6} alkyl), $-\text{N}(\text{OH})(\text{C}_{1-6}$ alkyl), $-\text{NH}(\text{OH})$, $-\text{SH}$, $-\text{SC}_{1-6}$ alkyl, $-\text{SS}(\text{C}_{1-6}$ alkyl), $-\text{C}(=\text{O})(\text{C}_{1-6}$ alkyl), $-\text{CO}_2\text{H}$, $-\text{CO}_2(\text{C}_{1-6}$ alkyl), $-\text{OC}(=\text{O})(\text{C}_{1-6}$ alkyl), $-\text{OCO}_2(\text{C}_{1-6}$ alkyl), $-\text{C}(=\text{O})\text{NH}_2$, $-\text{C}(=\text{O})\text{N}(\text{C}_{1-6}$ alkyl) $_2$, $-\text{OC}(=\text{O})\text{NH}(\text{C}_{1-6}$ alkyl), $-\text{NHC}(=\text{O})(\text{C}_{1-6}$ alkyl), $-\text{N}(\text{C}_{1-6}$ alkyl) $\text{C}(=\text{O})(\text{C}_{1-6}$ alkyl), $-\text{NHCO}_2(\text{C}_{1-6}$ alkyl), $-\text{NHC}(=\text{O})\text{N}(\text{C}_{1-6}$ alkyl) $_2$, $-\text{NHC}(=\text{O})\text{NH}(\text{C}_{1-6}$ alkyl), $-\text{NHC}(=\text{O})\text{NH}_2$, $-\text{C}(=\text{NH})\text{O}(\text{C}_{1-6}$ alkyl), $-\text{OC}(=\text{NH})(\text{C}_{1-6}$ alkyl), $-\text{OC}(=\text{NH})\text{OC}_{1-6}$ alkyl, $-\text{C}(=\text{NH})\text{N}(\text{C}_{1-6}$ alkyl) $_2$, $-\text{C}(=\text{NH})\text{NH}(\text{C}_{1-6}$ alkyl), $-\text{C}(=\text{NH})\text{NH}_2$, $-\text{OC}(=\text{NH})\text{N}(\text{C}_{1-6}$ alkyl) $_2$, $-\text{OC}(\text{NH})\text{NH}(\text{C}_{1-6}$ alkyl), $-\text{OC}(\text{NH})\text{NH}_2$, $-\text{NHC}(\text{NH})\text{N}(\text{C}_{1-6}$ alkyl) $_2$, $-\text{NHC}(=\text{NH})\text{NH}_2$, $-\text{NH}\text{SO}_2(\text{C}_{1-6}$ alkyl), $-\text{SO}_2\text{N}(\text{C}_{1-6}$ alkyl) $_2$, $-\text{SO}_2\text{NH}(\text{C}_{1-6}$ alkyl), $-\text{SO}_2\text{NH}_2$, $-\text{SO}_2\text{C}_{1-6}$ alkyl, $-\text{SO}_2\text{OC}_{1-6}$ alkyl, $-\text{OSO}_2\text{C}_{1-6}$ alkyl, $-\text{SOC}_{1-6}$ alkyl, $-\text{Si}(\text{C}_{1-6}$ alkyl) $_3$, $-\text{OSi}(\text{C}_{1-6}$ alkyl) $_3$, $-\text{C}(=\text{S})\text{N}(\text{C}_{1-6}$ alkyl) $_2$, $\text{C}(=\text{S})\text{NH}(\text{C}_{1-6}$ alkyl), $\text{C}(=\text{S})\text{NH}_2$, $-\text{C}(=\text{O})\text{S}(\text{C}_{1-6}$ alkyl), $-\text{C}(=\text{S})\text{SC}_{1-6}$ alkyl, $-\text{SC}(=\text{S})\text{SC}_{1-6}$ alkyl, $-\text{P}(=\text{O})_2(\text{C}_{1-6}$ alkyl), $-\text{P}(=\text{O})(\text{C}_{1-6}$ alkyl) $_2$, $-\text{OP}(=\text{O})(\text{C}_{1-6}$ alkyl) $_2$, $-\text{OP}(=\text{O})(\text{OC}_{1-6}$ alkyl) $_2$, C_{1-6} alkyl, C_{1-6} perhaloalkyl, C_{2-6} alkenyl, C_{2-6} alkynyl, C_{3-10}

carbocyclyl, C₆₋₁₀ aryl, 3-10 membered heterocyclyl, 5-10 membered heteroaryl; or two geminal R²² substituents can be joined to form =O or =S;

wherein X⁻ is a counterion.

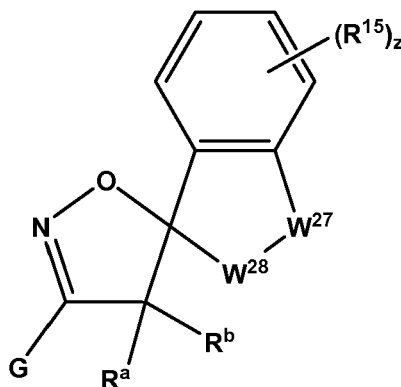
47. The compound according to claim 46, wherein the compound is of the formula:



or a pharmaceutically acceptable form thereof.

48. The compound according to 46, wherein t is 0, v is 1 and W²⁵ and W²⁶ are substituted with a fused C₆ aryl ring, and wherein W²⁷ and W²⁸ are, independently, CH₂, CHR¹⁵, and C(R¹⁵)₂.

49. The compound according to claim 48, wherein the compound is of the formula:



or a pharmaceutically acceptable form thereof;

wherein z is 0, 1, 2 3 or 4; and

each R¹⁵ is independently selected from fluoro (-F), bromo (-Br), chloro (-Cl), and iodo (-I), -CN, -NO₂, -N₃, -SO₂H, -SO₃H, -OH, -OR¹⁶, -ON(R¹⁸)₂, -N(R¹⁸)₂, -N(R¹⁸)₃⁺X⁻, -N(OR¹⁷)R¹⁸, -SH, -SR¹⁶, -SSR¹⁷, -C(=O)R¹⁶, -CO₂H, -CHO, -C(OR¹⁷)₂, -CO₂R¹⁶, -OC(=O)R¹⁶, -OCO₂R¹⁶, -C(=O)N(R¹⁸)₂, -OC(=O)N(R¹⁸)₂, -NR¹⁸C(=O)R¹⁶, -NR¹⁸CO₂R¹⁶, -NR¹⁸C(=O)N(R¹⁸)₂, -C(=NR¹⁸)R¹⁶, -C(=NR¹⁸)OR¹⁶, -OC(=NR¹⁸)R¹⁶, -OC(=NR¹⁸)OR¹⁶, -C(=NR¹⁸)N(R¹⁸)₂, -OC(=NR¹⁸)N(R¹⁸)₂, -NR¹⁸C(=NR¹⁸)N(R¹⁸)₂, -C(=O)NR¹⁸SO₂R¹⁶, -NR¹⁸SO₂R¹⁶, -SO₂N(R¹⁸)₂, -SO₂R¹⁶, -SO₂OR¹⁶, -OSO₂R¹⁶, -S(=O)R¹⁶, -OS(=O)R¹⁶, -Si(R¹⁶)₃,

$-\text{OSi}(\text{R}^{16})_3$, $-\text{C}(=\text{S})\text{N}(\text{R}^{18})_2$, $-\text{C}(=\text{O})\text{SR}^{16}$, $-\text{C}(=\text{S})\text{SR}^{16}$, $-\text{SC}(\text{S})\text{SR}^{16}$, $-\text{P}(=\text{O})_2\text{R}^{16}$, $-\text{OP}(=\text{O})_2\text{R}^{16}$, $-\text{P}(=\text{O})(\text{R}^{16})_2$, $-\text{OP}(=\text{O})(\text{R}^{16})_2$, $-\text{OP}(=\text{O})(\text{OR}^{17})_2$, $-\text{P}(=\text{O})_2\text{N}(\text{R}^{18})_2$, $-\text{OP}(=\text{O})_2\text{N}(\text{R}^{18})_2$, $-\text{P}(=\text{O})(\text{NR}^{18})_2$, $-\text{OP}(=\text{O})(\text{NR}^{18})_2$, $-\text{NR}^{18}\text{P}(=\text{O})(\text{OR}^{17})_2$, $-\text{NR}^{18}\text{P}(=\text{O})(\text{NR}^{18})_2$, $-\text{P}(\text{R}^{17})_2$, $-\text{P}(\text{R}^{17})_3$, $-\text{OP}(\text{R}^{17})_2$, $-\text{OP}(\text{R}^{17})_3$, $-\text{B}(\text{OR}^{17})_2$, $-\text{BR}^{16}(\text{OR}^{17})$, C_{1-10} alkyl, C_{1-10} perhaloalkyl, C_{2-10} alkenyl, C_{2-10} alkynyl, C_{3-14} carbocyclyl, 3–14 membered heterocyclyl, C_{6-14} aryl, and 5–14 membered heteroaryl, wherein each alkyl, alkenyl, alkynyl, carbocyclyl, heterocyclyl, aryl, and heteroaryl is independently substituted with 0, 1, 2, 3, 4, or 5 R^{19} groups; or two vicinal R^{15} groups are replaced with the group $-\text{O}(\text{C}(\text{R}^2)_2)_{1-2}\text{O}-$ wherein each R^2 is independently -H, C_{1-6} alkyl or halogen;

each instance of R¹⁶ is, independently, selected from C₁₋₁₀ alkyl, C₁₋₁₀ perhaloalkyl, C₂₋₁₀ alkenyl, C₂₋₁₀ alkynyl, C₃₋₁₀ carbocyclyl, 3-14 membered heterocyclyl, C₆₋₁₄ aryl, and 5-14 membered heteroaryl, wherein each alkyl, alkenyl, alkynyl, carbocyclyl, heterocyclyl, aryl, and heteroaryl is independently substituted with 0, 1, 2, 3, 4, or 5 R¹⁹ groups;

each instance of R¹⁸ is, independently, selected from hydrogen, -OH, -OR¹⁶, -N(R¹⁷)₂, -CN, -C(=O)R¹⁶, -C(=O)N(R¹⁷)₂, -CO₂R¹⁶, -SO₂R¹⁶, -C(=NR¹⁷)OR¹⁶, -C(=NR¹⁷)N(R¹⁷)₂, -SO₂N(R¹⁷)₂, -SO₂R¹⁷, -SO₂OR¹⁷, -SOR¹⁶, -C(=S)N(R¹⁷)₂, -C(=O)SR¹⁷, -C(=S)SR¹⁷, -P(=O)₂R¹⁶, -P(=O)(R¹⁶)₂, -P(=O)₂N(R¹⁷)₂, -P(=O)(NR¹⁷)₂, C₁₋₁₀ alkyl, C₁₋₁₀ perhaloalkyl, C₂₋₁₀ alkenyl, C₂₋₁₀ alkynyl, C₃₋₁₀ carbocyclyl, 3-14 membered heterocyclyl, C₆₋₁₄ aryl, and 5-14 membered heteroaryl, or two R¹⁷ groups attached to an N atom are joined to form a 3-14 membered heterocyclyl or 5-14 membered heteroaryl ring, wherein each alkyl, alkenyl, alkynyl, carbocyclyl, heterocyclyl, aryl, and heteroaryl is independently substituted with 0, 1, 2, 3, 4, or 5 R¹⁹ groups;

each instance of R¹⁷ is, independently, selected from hydrogen, C₁₋₁₀ alkyl, C₁₋₁₀ perhaloalkyl, C₂₋₁₀ alkenyl, C₂₋₁₀ alkynyl, C₃₋₁₀ carbocyclyl, 3-14 membered heterocyclyl, C₆₋₁₄ aryl, and 5-14 membered heteroaryl, or two R¹⁷ groups attached to an N atom are joined to form a 3-14 membered heterocyclyl or 5-14 membered heteroaryl ring, wherein each alkyl, alkenyl, alkynyl, carbocyclyl, heterocyclyl, aryl, and heteroaryl is independently substituted with 0, 1, 2, 3, 4, or 5 R¹⁹ groups;

each instance of R¹⁹ is, independently, selected from halogen, -CN, -NO₂, -N₃, -SO₂H, -SO₃H, -OH, -OR²⁰, -ON(R²¹)₂, -N(R²¹)₂, -N(R²¹)₃⁺X⁻, -N(OR²⁰)R²¹, -SH, -SR²⁰, -SSR²⁰, -C(=O)R²⁰, -CO₂H, -CO₂R²⁰, -OC(=O)R²⁰, -OCO₂R²⁰, -C(=O)N(R²¹)₂, -OC(=O)N(R²¹)₂, -

NR²¹C(=O)R²⁰, -NR²¹CO₂R²⁰, -NR²¹C(=O)N(R²¹)₂, -C(=NR²¹)OR²⁰, -OC(=NR²¹)R²⁰, -OC(=NR²¹)OR²⁰, -C(=NR²¹)N(R²¹)₂, -OC(=NR²¹)N(R²¹)₂, -NR²¹C(=NR²¹)N(R²¹)₂, NR²¹SO₂R²⁰, -SO₂N(R²¹)₂, -SO₂R²⁰, -SO₂OR²⁰, -OSO₂R²⁰, -S(=O)R²⁰, -Si(R²⁰)₃, -OSi(R²⁰)₃, -C(=S)N(R²¹)₂, -C(=O)SR²⁰, -C(=S)SR²⁰, -SC(=S)SR²⁰, -P(=O)₂R²⁰, -P(=O)(R²⁰)₂, -OP(=O)(R²⁰)₂, -OP(=O)(OR²⁰)₂, C₁₋₆ alkyl, C₁₋₆ perhaloalkyl, C₂₋₆ alkenyl, C₂₋₆ alkynyl, C₃₋₁₀ carbocyclyl, 3-10 membered heterocyclyl, C₆₋₁₀ aryl, 5-10 membered heteroaryl, wherein each alkyl, alkenyl, alkynyl, carbocyclyl, heterocyclyl, aryl, and heteroaryl is independently substituted with 0, 1, 2, 3, 4, or 5 R²² groups, or two geminal R¹⁹ substituents can be joined to form =O or =S;

each instance of R²⁰ is, independently, selected from C₁₋₆ alkyl, C₁₋₆ perhaloalkyl, C₂₋₆ alkenyl, C₂₋₆ alkynyl, C₃₋₁₀ carbocyclyl, C₆₋₁₀ aryl, 3-10 membered heterocyclyl, and 3-10 membered heteroaryl, wherein each alkyl, alkenyl, alkynyl, carbocyclyl, heterocyclyl, aryl, and heteroaryl is independently substituted with 0, 1, 2, 3, 4, or 5 R²² groups;

each instance of R²¹ is, independently, selected from hydrogen, C₁₋₆ alkyl, C₁₋₆ perhaloalkyl, C₂₋₆ alkenyl, C₂₋₆ alkynyl, C₃₋₁₀ carbocyclyl, 3-10 membered heterocyclyl, C₆₋₁₀ aryl and 5-10 membered heteroaryl, or two R²¹ groups attached to an N atom are joined to form a 3-14 membered heterocyclyl or 5-14 membered heteroaryl ring, wherein each alkyl, alkenyl, alkynyl, carbocyclyl, heterocyclyl, aryl, and heteroaryl is independently substituted with 0, 1, 2, 3, 4, or 5 R²² groups; and

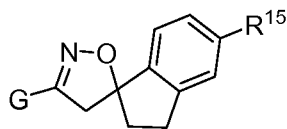
each instance of R²² is, independently, halogen, -CN, -NO₂, -N₃, -SO₂H, -SO₃H, -OH, -OC₁₋₆ alkyl, -ON(C₁₋₆ alkyl)₂, -N(C₁₋₆ alkyl)₂, -N(C₁₋₆ alkyl)₃X, -NH(C₁₋₆ alkyl)₂X, -NH₂(C₁₋₆ alkyl)X, -NH₃X, -N(OC₁₋₆ alkyl)(C₁₋₆ alkyl), -N(OH)(C₁₋₆ alkyl), -NH(OH), -SH, -SC₁₋₆ alkyl, -SS(C₁₋₆ alkyl), -C(=O)(C₁₋₆ alkyl), -CO₂H, -CO₂(C₁₋₆ alkyl), -OC(=O)(C₁₋₆ alkyl), -OCO₂(C₁₋₆ alkyl), -C(=O)NH₂, -C(=O)N(C₁₋₆ alkyl)₂, -OC(=O)NH(C₁₋₆ alkyl), -NHC(=O)(C₁₋₆ alkyl), -N(C₁₋₆ alkyl)C(=O)(C₁₋₆ alkyl), -NHCO₂(C₁₋₆ alkyl), -NHC(=O)N(C₁₋₆ alkyl)₂, -NHC(=O)NH(C₁₋₆ alkyl), -NHC(=O)NH₂, -C(=NH)O(C₁₋₆ alkyl), -OC(=NH)(C₁₋₆ alkyl), -OC(=NH)OC₁₋₆ alkyl, -C(=NH)N(C₁₋₆ alkyl)₂, -C(=NH)NH(C₁₋₆ alkyl), -C(=NH)NH₂, -OC(=NH)N(C₁₋₆ alkyl)₂, -OC(NH)NH(C₁₋₆ alkyl), -OC(NH)NH₂, -NHC(NH)N(C₁₋₆ alkyl)₂, -NHC(=NH)NH₂, -NHCO₂(C₁₋₆ alkyl), -SO₂N(C₁₋₆ alkyl)₂, -SO₂NH(C₁₋₆ alkyl), -SO₂NH₂, -SO₂C₁₋₆ alkyl, -SO₂OC₁₋₆ alkyl, -OSO₂C₁₋₆ alkyl, -SOC₁₋₆ alkyl, -Si(C₁₋₆ alkyl)₃, -OSi(C₁₋₆ alkyl)₃, -C(=S)N(C₁₋₆ alkyl)₂, C(=S)NH(C₁₋₆ alkyl), C(=S)NH₂, -C(=O)S(C₁₋₆ alkyl), -

C(=S)SC₁₋₆ alkyl, -SC(=S)SC₁₋₆ alkyl, -P(=O)₂(C₁₋₆ alkyl), -P(=O)(C₁₋₆ alkyl)₂, -OP(=O)(C₁₋₆ alkyl)₂, -OP(=O)(OC₁₋₆ alkyl)₂, C₁₋₆ alkyl, C₁₋₆ perhaloalkyl, C₂₋₆ alkenyl, C₂₋₆ alkynyl, , C₃₋₁₀ carbocyclyl, C₆₋₁₀ aryl, 3-10 membered heterocyclyl, 5-10 membered heteroaryl; or two geminal R²² substituents can be joined to form =O or =S;

wherein X⁻ is a counterion.

50. The compound according to claim 49, wherein W²⁷ and W²⁸ are both CH₂ groups.

51. The compound according to claim 50, wherein the compound is of the formula:



or a pharmaceutically acceptable form thereof.

52. The compound according to any of the preceding claims, wherein G is selected from -Cl, -Br, -I, -OR^e, -ONR^fR^e, -ONR^f(C=O)R^e, -ONR^fSO₂R^e, -ONR^fPO₂R^e, -ONR^fPO₂OR^e, -SR^e, -OSO₂R^e, -NR^fSO₂R^e, -OPO₂R^e, -OPO₂OR^e, -NR^fPO₂R^e, -NR^fPO₂OR^e, -OPO₂NR^fR^e, -O(C=O)R^e, -O(C=O)OR^e, -NR^fR^e, -NR^f(C=O)R^e, -NR^f(C=O)OR^e, -O(C=O)NR^fR^e, -NR^f(C=NR^f)NR^fR^e, -O(C=NR^f)NR^fR^e, -NR^f(C=NR^f)OR^e, and -[N(R^f)₂R^e]⁺X⁻ wherein X⁻ is a counterion.

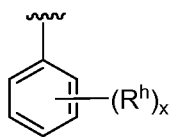
53. The compound according to claim 52, wherein G is -OR^e.

54. The compound according to claim 53, wherein R^e is C₆₋₁₄ aryl.

55. The compound according to claim 54, wherein R^e is phenyl.

56. The compound according to claim 55, wherein R^e is a monosubstituted phenyl.

57. The compound according to claim 54, wherein R^e is a phenyl group of the formula:



wherein:

x is 0, 1, 2, 3, 4 or 5, and

each R^h is, independently, selected from fluoro ($-F$), bromo ($-Br$), chloro ($-Cl$), and iodo ($-I$), $-CN$, $-NO_2$, $-N_3$, $-SO_2H$, $-SO_3H$, $-OH$, $-OR^i$, $-ON(R^k)_2$, $-N(R^k)_2$, $-N(R^k)_3^+X^-$, $-N(OR^j)R^k$, $-SH$, $-SR^i$, $-SSR^j$, $-C(=O)R^i$, $-CO_2H$, $-CHO$, $-CO_2R^i$, $-OC(=O)R^i$, $-OCO_2R^i$, $-C(=O)N(R^k)_2$, $-OC(=O)N(R^k)_2$, $-NR^kC(=O)R^i$, $-NR^kCO_2R^i$, $-NR^kC(=O)N(R^k)_2$, $-C(=NR^k)R^i$, $-C(=NR^k)OR^i$, $-OC(=NR^k)R^i$, $-OC(=NR^k)OR^i$, $-C(=NR^k)N(R^k)_2$, $-OC(=NR^k)N(R^k)_2$, $-NR^kC(=NR^k)N(R^k)_2$, $-C(=O)NR^kSO_2R^i$, $-NR^kSO_2R^i$, $-SO_2N(R^k)_2$, $-SO_2R^i$, $-SO_2OR^i$, $-OSO_2R^i$, $-S(=O)R^i$, $-OS(=O)R^i$, $-Si(R^i)_3$, $-OSi(R^i)_3$, $-C(=S)N(R^k)_2$, $-C(=O)SR^i$, $-C(=S)SR^i$, $-SC(S)SR^i$, $-P(=O)_2R^i$, $-OP(=O)_2R^i$, $-P(=O)(R^i)_2$, $-OP(=O)(R^i)_2$, $-OP(=O)(OR^j)_2$, $-P(=O)_2N(R^k)_2$, $-OP(=O)_2N(R^k)_2$, $-P(=O)(NR^k)_2$, $-OP(=O)(NR^k)_2$, $-NR^kP(=O)(OR^j)_2$, $-NR^kP(=O)(NR^k)_2$, $-P(R^j)_2$, $-P(R^j)_3$, $-OP(R^j)_2$, $-OP(R^j)_3$, $-B(OR^j)_2$, $-BR^i(OR^j)$, C_{1-10} alkyl, C_{1-10} perhaloalkyl, C_{2-10} alkenyl, C_{2-10} alkynyl, C_{3-14} carbocyclyl, 3–14 membered heterocyclyl, C_{6-14} aryl, and 5–14 membered heteroaryl, wherein each alkyl, alkenyl, alkynyl, carbocyclyl, heterocyclyl, aryl, and heteroaryl is independently substituted with 0, 1, 2, 3, 4, or 5 R^m groups;

each instance of R^i is, independently, selected from C_{1-10} alkyl, C_{1-10} perhaloalkyl, C_{2-10} alkenyl, C_{2-10} alkynyl, C_{3-10} carbocyclyl, 3–14 membered heterocyclyl, C_{6-14} aryl, and 5–14 membered heteroaryl, wherein each alkyl, alkenyl, alkynyl, carbocyclyl, heterocyclyl, aryl, and heteroaryl is independently substituted with 0, 1, 2, 3, 4, or 5 R^m groups;

each instance of R^k is, independently, selected from hydrogen, $-OH$, $-OR^i$, $-N(R^j)_2$, $-CN$, $-C(=O)R^i$, $-C(=O)N(R^j)_2$, $-CO_2R^i$, $-SO_2R^i$, $-C(=NR^j)OR^i$, $-C(=NR^j)N(R^j)_2$, $-SO_2N(R^j)_2$, $-SO_2R^j$, $-SO_2OR^j$, $-SOR^i$, $-C(=S)N(R^j)_2$, $-C(=O)SR^j$, $-C(=S)SR^j$, $-P(=O)_2R^i$, $-P(=O)(R^i)_2$, $-P(=O)_2N(R^j)_2$, $-P(=O)(NR^j)_2$, C_{1-10} alkyl, C_{1-10} perhaloalkyl, C_{2-10} alkenyl, C_{2-10} alkynyl, C_{3-10} carbocyclyl, 3–14 membered heterocyclyl, C_{6-14} aryl, and 5–14 membered heteroaryl, or two R_j groups attached to an N atom are joined to form a 3–14 membered heterocyclyl or 5–14 membered heteroaryl ring, wherein each alkyl, alkenyl, alkynyl, carbocyclyl, heterocyclyl, aryl, and heteroaryl is independently substituted with 0, 1, 2, 3, 4, or 5 R^m groups;

each instance of R^j is, independently, selected from hydrogen, C_{1-10} alkyl, C_{1-10} perhaloalkyl, C_{2-10} alkenyl, C_{2-10} alkynyl, C_{3-10} carbocyclyl, 3–14 membered heterocyclyl, C_{6-14} aryl, and 5–14 membered heteroaryl, or two R^j groups attached to an N atom are joined to form a 3–14 membered heterocyclyl or 5–14 membered heteroaryl ring, wherein each alkyl, alkenyl, alkynyl, carbocyclyl, heterocyclyl, aryl, and heteroaryl is independently substituted with 0, 1, 2, 3, 4, or 5 R^m groups;

each instance of R^m is, independently, selected from fluoro (–F), bromo (–Br), chloro (–Cl), and iodo (–I), –CN, –NO₂, –N₃, –SO₂H, –SO₃H, –OH, –OR^o, –ON(Rⁿ)₂, –N(Rⁿ)₂, –N(Rⁿ)₃⁺X[–], –N(OR^o)Rⁿ, –SH, –SR^o, –SSR^o, –C(=O)R^o, –CO₂H, –CO₂R^o, –OC(=O)R^o, –OCO₂R^o, –C(=O)N(Rⁿ)₂, –OC(=O)N(Rⁿ)₂, –NRⁿC(=O)R^o, –NRⁿCO₂R^o, –NRⁿC(=O)N(Rⁿ)₂, –C(=NRⁿ)OR^o, –OC(=NRⁿ)R^o, –OC(=NRⁿ)OR^o, –C(=NRⁿ)N(Rⁿ)₂, –OC(=NRⁿ)N(Rⁿ)₂, –NRⁿC(=NRⁿ)N(Rⁿ)₂, –NRⁿSO₂R^o, –SO₂N(Rⁿ)₂, –SO₂R^o, –SO₂OR^o, –OSO₂R^o, –S(=O)R^o, –Si(R^o)₃, –OSi(R^o)₃, –C(=S)N(Rⁿ)₂, –C(=O)SR^o, –C(=S)SR^o, –SC(=S)SR^o, –P(=O)₂R^o, –P(=O)(R^o)₂, –OP(=O)(R^o)₂, –OP(=O)(OR^o)₂, C_{1-6} alkyl, C_{1-6} perhaloalkyl, C_{2-6} alkenyl, C_{2-6} alkynyl, C_{3-10} carbocyclyl, 3–14 membered heterocyclyl, C_{6-14} aryl, 5–14 membered heteroaryl, wherein each alkyl, alkenyl, alkynyl, carbocyclyl, heterocyclyl, aryl, and heteroaryl is independently substituted with 0, 1, 2, 3, 4, or 5 R^p groups, or two geminal R^m substituents can be joined to form =O or =S;

each instance of R^o is, independently, selected from C_{1-6} alkyl, C_{1-6} perhaloalkyl, C_{2-6} alkenyl, C_{2-6} alkynyl, C_{3-10} carbocyclyl, C_{6-10} aryl, 3–10 membered heterocyclyl, and 3–10 membered heteroaryl, wherein each alkyl, alkenyl, alkynyl, carbocyclyl, heterocyclyl, aryl, and heteroaryl is independently substituted with 0, 1, 2, 3, 4, or 5 R^p groups;

each instance of R^n is, independently, selected from hydrogen, C_{1-6} alkyl, C_{1-6} perhaloalkyl, C_{2-6} alkenyl, C_{2-6} alkynyl, C_{3-10} carbocyclyl, 3–10 membered heterocyclyl, C_{6-10} aryl and 5–10 membered heteroaryl, or two R^n groups attached to an N atom are joined to form a 3–14 membered heterocyclyl or 5–14 membered heteroaryl ring, wherein each alkyl, alkenyl, alkynyl, carbocyclyl, heterocyclyl, aryl, and heteroaryl is independently substituted with 0, 1, 2, 3, 4, or 5 R^p groups; and

each instance of R^p is, independently, fluoro (–F), bromo (–Br), chloro (–Cl), and iodo (–I), –CN, –NO₂, –N₃, –SO₂H, –SO₃H, –OH, –OC₁₋₆ alkyl, –ON(C₁₋₆ alkyl)₂, –N(C₁₋₆ alkyl)₂, –N(C₁₋₆ alkyl)₃X, –NH(C₁₋₆ alkyl)₂X, –NH₂(C₁₋₆ alkyl)X, –NH₃X, –N(OC₁₋₆ alkyl)(C₁₋₆ alkyl), –

N(OH)(C₁₋₆ alkyl), -NH(OH), -SH, -SC₁₋₆ alkyl, -SS(C₁₋₆ alkyl), -C(=O)(C₁₋₆ alkyl), -CO₂H, -CO₂(C₁₋₆ alkyl), -OC(=O)(C₁₋₆ alkyl), -OCO₂(C₁₋₆ alkyl), -C(=O)NH₂, -C(=O)N(C₁₋₆ alkyl)₂, -OC(=O)NH(C₁₋₆ alkyl), -NHC(=O)(C₁₋₆ alkyl), -N(C₁₋₆ alkyl)C(=O)(C₁₋₆ alkyl), -NHCO₂(C₁₋₆ alkyl), -NHC(=O)N(C₁₋₆ alkyl)₂, -NHC(=O)NH(C₁₋₆ alkyl), -NHC(=O)NH₂, -C(=NH)O(C₁₋₆ alkyl), -OC(=NH)(C₁₋₆ alkyl), -OC(=NH)OC₁₋₆ alkyl, -C(=NH)N(C₁₋₆ alkyl)₂, -C(=NH)NH(C₁₋₆ alkyl), -C(=NH)NH₂, -OC(=NH)N(C₁₋₆ alkyl)₂, -OC(NH)NH(C₁₋₆ alkyl), -OC(NH)NH₂, -NHC(NH)N(C₁₋₆ alkyl)₂, -NHC(=NH)NH₂, -NHSO₂(C₁₋₆ alkyl), -SO₂N(C₁₋₆ alkyl)₂, -SO₂NH(C₁₋₆ alkyl), -SO₂NH₂, -SO₂C₁₋₆ alkyl, -SO₂OC₁₋₆ alkyl, -OSO₂C₁₋₆ alkyl, -SOC₁₋₆ alkyl, -Si(C₁₋₆ alkyl)₃, -OSi(C₁₋₆ alkyl)₃, -C(=S)N(C₁₋₆ alkyl)₂, C(=S)NH(C₁₋₆ alkyl), C(=S)NH₂, -C(=O)S(C₁₋₆ alkyl), -C(=S)SC₁₋₆ alkyl, -SC(=S)SC₁₋₆ alkyl, -P(=O)₂(C₁₋₆ alkyl), -P(=O)(C₁₋₆ alkyl)₂, -OP(=O)(C₁₋₆ alkyl)₂, -OP(=O)(OC₁₋₆ alkyl)₂, C₁₋₆ alkyl, C₁₋₆ perhaloalkyl, C₂₋₆ alkenyl, C₂₋₆ alkynyl, C₃₋₁₀ carbocyclyl, C₆₋₁₄ aryl, 3-14 membered heterocyclyl, 5-14 membered heteroaryl; or two geminal R^P substituents can be joined to form =O or =S;

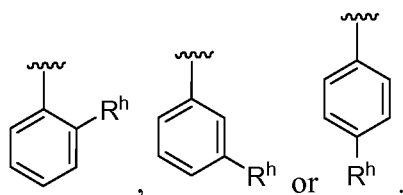
wherein X⁻ is a counterion.

58. The compound according to claim 57, wherein R^h is selected from fluoro (-F), bromo (-Br), chloro (-Cl), and iodo (-I), -CN, -NO₂, -OH, -ORⁱ, -SRⁱ, -N(R^k)₂, -N(R^k)₃⁺X⁻, -C(=O)Rⁱ, -CO₂Rⁱ, -CO₂H, -OC(=O)Rⁱ, -OCO₂Rⁱ, -C(=O)N(R^k)₂, -OC(=O)N(R^k)₂, -NR^kC(=O)Rⁱ, -NR^kCO₂Rⁱ, -NR^kC(=O)N(R^k)₂, -C(=O)NR^kSO₂Rⁱ, -NR^kSO₂Rⁱ, -SO₂N(R^k)₂, -SO₂Ri, C₁₋₁₀ alkyl, C₆ aryl, and 5-6 membered heteroaryl, wherein each alkyl, aryl, and heteroaryl is independently substituted with 0, 1, 2, 3 or 4 R^m groups; and wherein X⁻ is a counterion.

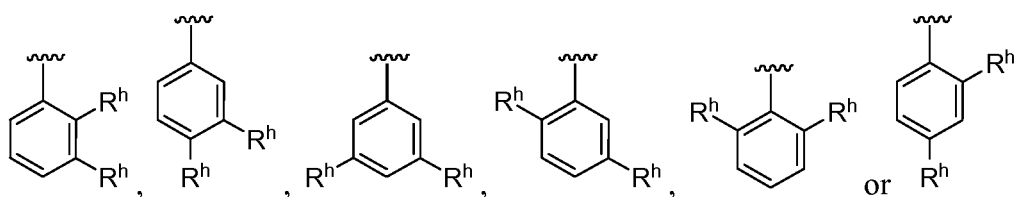
59. The compound according to claim 58, wherein R^h is selected from -C(=O)Rⁱ, -CO₂H, -SO₂Rⁱ, and 5-membered heteroaryl independently substituted with 0 or 1 R^m groups.

60. The compound according to claim 59, wherein the 5-membered heteroaryl is selected from pyrrolyl, furanyl, thiophenyl, imidazolyl, pyrazolyl, oxazolyl, isoxazolyl, thiazolyl, isothiazolyl, triazolyl, oxadiazolyl, thiadiazolyl, and tetrazolyl.

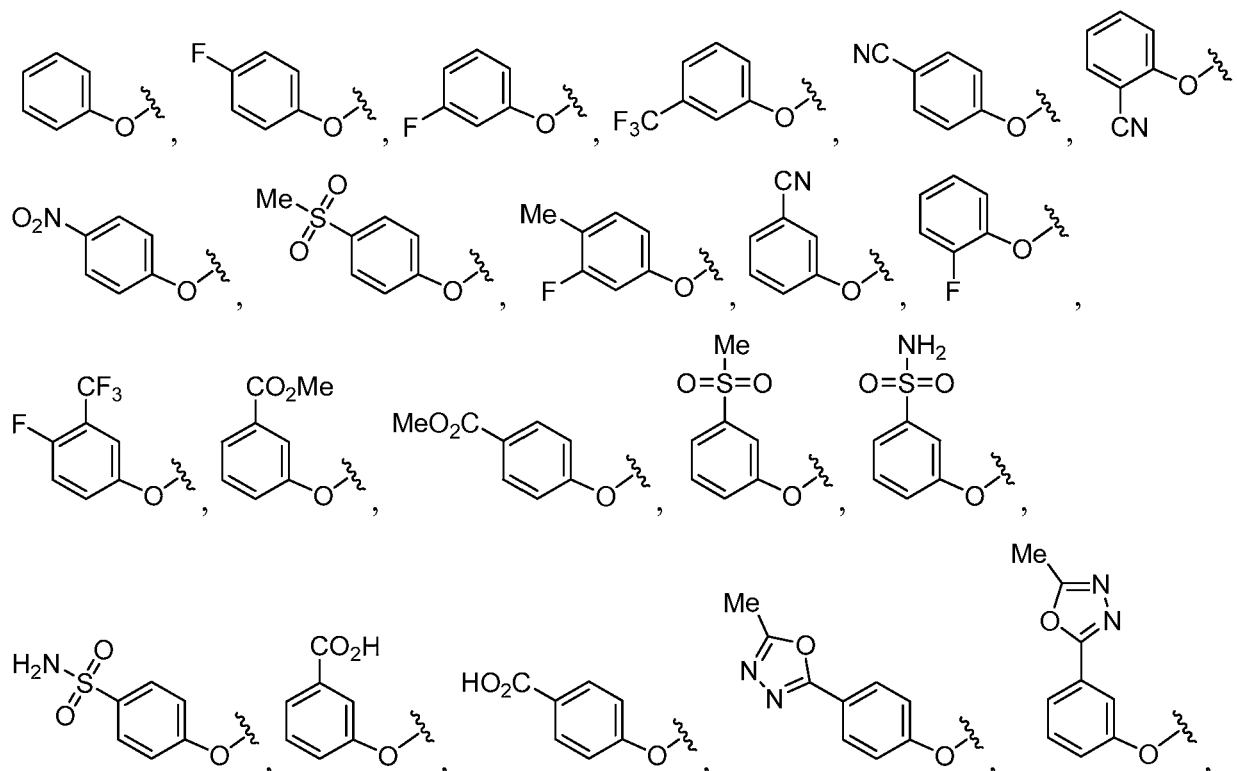
61. The compound according to claim 57, wherein the phenyl group is a monosubstituted phenyl group of any one of the formulae:

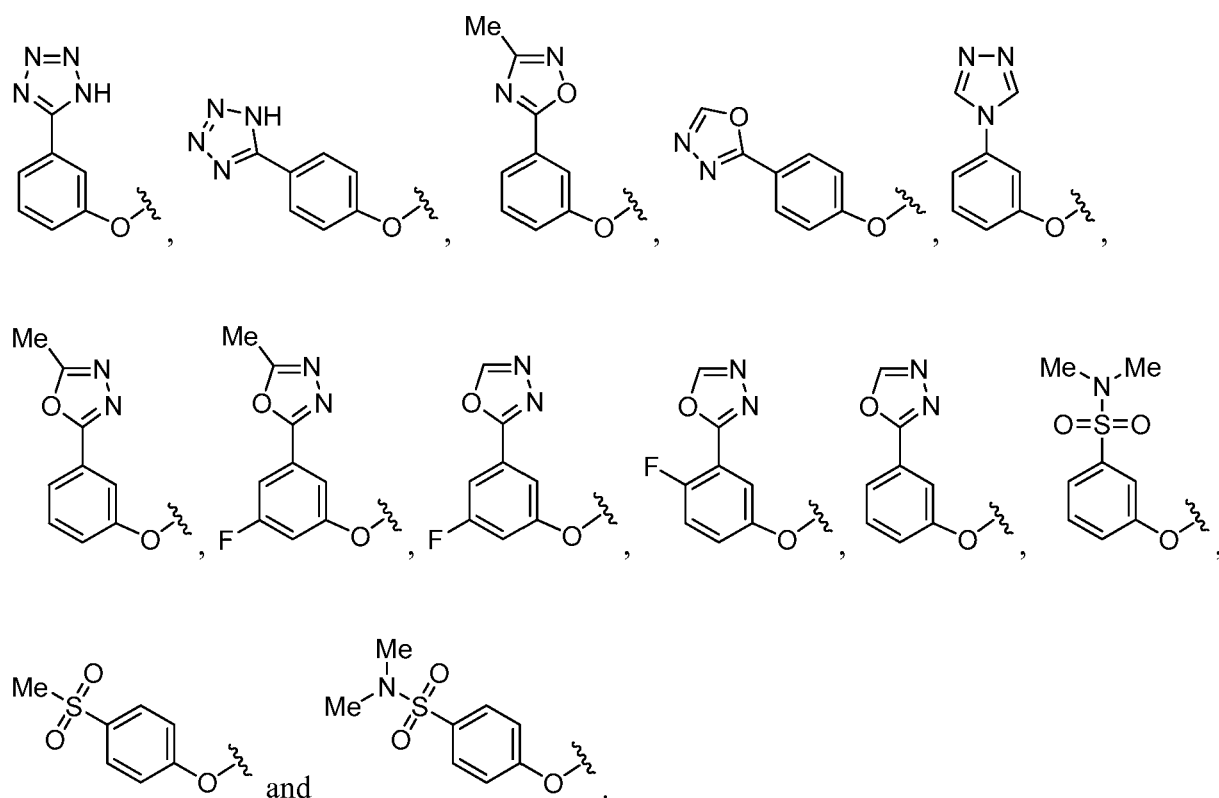


62. The compound according to claim 57, wherein the phenyl group is a disubstituted phenyl group of any one of the formulae:

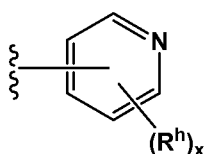


63. The compound according to claim 53, wherein G is $-OR^e$ is selected from:





64. The compound according to claim 53, wherein R^e is 5–14 membered heteroaryl.
65. The compound according to claim 64, wherein R^e is a 6–membered heteroaryl.
66. The compound according to claim 65, wherein R^e is a pyridinyl group.
67. The compound according to claim 66, wherein R^e is a monosubstituted pyridinyl group.
68. The compound according to claim 66, wherein R^e is a 3–pyridinyl group.
69. The compound according to claim 66, wherein R^e is a pyridinyl group of the formula:



x is 0, 1, 2, 3 or 4, and

each R^h is, independently, selected from fluoro (-F), bromo (-Br), chloro (-Cl), and iodo (-I), -CN, -NO₂, -N₃, -SO₂H, -SO₃H, -OH, -ORⁱ, -ON(R^k)₂, -N(R^k)₂, -N(R^k)₃⁺X⁻, -N(OR^j)R^k, -SH, -SRⁱ, -SSR^j, -C(=O)Rⁱ, -CO₂H, -CHO, -CO₂Rⁱ, -OC(=O)Rⁱ, -OCO₂Rⁱ, -C(=O)N(R^k)₂, -OC(=O)N(R^k)₂, -NR^kC(=O)Rⁱ, -NR^kCO₂Rⁱ, -NR^kC(=O)N(R^k)₂, -C(=NR^k)Rⁱ, -C(=NR^k)ORⁱ, -OC(=NR^k)Rⁱ, -OC(=NR^k)ORⁱ, -C(=NR^k)N(R^k)₂, -OC(=NR^k)N(R^k)₂, -NR^kC(=NR^k)N(R^k)₂, -C(=O)NR^kSO₂Rⁱ, -NR^kSO₂Rⁱ, -SO₂N(R^k)₂, -SO₂Rⁱ, -SO₂ORⁱ, -OSO₂Rⁱ, -S(=O)Rⁱ, -OS(=O)Rⁱ, -Si(Rⁱ)₃, -OSi(Rⁱ)₃, -C(=S)N(R^k)₂, -C(=O)SRⁱ, -C(=S)SRⁱ, -SC(S)SRⁱ, -P(=O)₂Rⁱ, -OP(=O)₂Rⁱ, -P(=O)(Rⁱ)₂, -OP(=O)(Rⁱ)₂, -OP(=O)(OR^j)₂, -P(=O)₂N(R^k)₂, -OP(=O)₂N(R^k)₂, -P(=O)(NR^k)₂, -OP(=O)(NR^k)₂, -NR^kP(=O)(OR^j)₂, -NR^kP(=O)(NR^k)₂, -P(R^j)₂, -P(R^j)₃, -OP(R^j)₂, -OP(R^j)₃, -B(OR^j)₂, -BRⁱ(OR^j), C₁₋₁₀ alkyl, C₁₋₁₀ perhaloalkyl, C₂₋₁₀ alkenyl, C₂₋₁₀ alkynyl, C₃₋₁₄ carbocyclyl, 3-14 membered heterocyclyl, C₆₋₁₄ aryl, and 5-14 membered heteroaryl, wherein each alkyl, alkenyl, alkynyl, carbocyclyl, heterocyclyl, aryl, and heteroaryl is independently substituted with 0, 1, 2, 3, 4, or 5 R^m groups;

each instance of Rⁱ is, independently, selected from C₁₋₁₀ alkyl, C₁₋₁₀ perhaloalkyl, C₂₋₁₀ alkenyl, C₂₋₁₀ alkynyl, C₃₋₁₀ carbocyclyl, 3-14 membered heterocyclyl, C₆₋₁₄ aryl, and 5-14 membered heteroaryl, wherein each alkyl, alkenyl, alkynyl, carbocyclyl, heterocyclyl, aryl, and heteroaryl is independently substituted with 0, 1, 2, 3, 4, or 5 R^m groups;

each instance of R^k is, independently, selected from hydrogen, -OH, -ORⁱ, -N(R^j)₂, -CN, -C(=O)Rⁱ, -C(=O)N(R^j)₂, -CO₂Rⁱ, -SO₂Rⁱ, -C(=NR^j)ORⁱ, -C(=NR^j)N(R^j)₂, -SO₂N(R^j)₂, -SO₂R^j, -SO₂OR^j, -SORⁱ, -C(=S)N(R^j)₂, -C(=O)SR^j, -C(=S)SR^j, -P(=O)₂Rⁱ, -P(=O)(Rⁱ)₂, -P(=O)₂N(R^j)₂, -P(=O)(NR^j)₂, C₁₋₁₀ alkyl, C₁₋₁₀ perhaloalkyl, C₂₋₁₀ alkenyl, C₂₋₁₀ alkynyl, C₃₋₁₀ carbocyclyl, 3-14 membered heterocyclyl, C₆₋₁₄ aryl, and 5-14 membered heteroaryl, or two R_j groups attached to an N atom are joined to form a 3-14 membered heterocyclyl or 5-14 membered heteroaryl ring, wherein each alkyl, alkenyl, alkynyl, carbocyclyl, heterocyclyl, aryl, and heteroaryl is independently substituted with 0, 1, 2, 3, 4, or 5 R^m groups;

each instance of R^j is, independently, selected from hydrogen, C₁₋₁₀ alkyl, C₁₋₁₀ perhaloalkyl, C₂₋₁₀ alkenyl, C₂₋₁₀ alkynyl, C₃₋₁₀ carbocyclyl, 3-14 membered heterocyclyl, C₆₋₁₄ aryl, and 5-14 membered heteroaryl, or two R_j groups attached to an N atom are joined to form a 3-14 membered heterocyclyl or 5-14 membered heteroaryl ring, wherein each alkyl, alkenyl,

alkynyl, carbocyclyl, heterocyclyl, aryl, and heteroaryl is independently substituted with 0, 1, 2, 3, 4, or 5 R^m groups;

each instance of R^m is, independently, selected from fluoro ($-F$), bromo ($-Br$), chloro ($-Cl$), and iodo ($-I$), $-CN$, $-NO_2$, $-N_3$, $-SO_2H$, $-SO_3H$, $-OH$, $-OR^o$, $-ON(R^n)_2$, $-N(R^n)_2$, $-N(R^n)_3^+X^-$, $-N(OR^o)R^n$, $-SH$, $-SR^o$, $-SSR^o$, $-C(=O)R^o$, $-CO_2H$, $-CO_2R^o$, $-OC(=O)R^o$, $-OCO_2R^o$, $-C(=O)N(R^n)_2$, $-OC(=O)N(R^n)_2$, $-NR^nC(=O)R^o$, $-NR^nCO_2R^o$, $-NR^nC(=O)N(R^n)_2$, $-C(=NR^n)OR^o$, $-OC(=NR^n)R^o$, $-OC(=NR^n)OR^o$, $-C(=NR^n)N(R^n)_2$, $-OC(=NR^n)N(R^n)_2$, $-NR^nC(=NR^n)N(R^n)_2$, $-NR^nSO_2R^o$, $-SO_2N(R^n)_2$, $-SO_2R^o$, $-SO_2OR^o$, $-OSO_2R^o$, $-S(=O)R^o$, $-Si(R^o)_3$, $-OSi(R^o)_3$, $-C(=S)N(R^n)_2$, $-C(=O)SR^o$, $-C(=S)SR^o$, $-SC(=S)SR^o$, $-P(=O)_2R^o$, $-P(=O)(R^o)_2$, $-OP(=O)(R^o)_2$, $-OP(=O)(OR^o)_2$, C_{1-6} alkyl, C_{1-6} perhaloalkyl, C_{2-6} alkenyl, C_{2-6} alkynyl, C_{3-10} carbocyclyl, 3–14 membered heterocyclyl, C_{6-14} aryl, 5–14 membered heteroaryl, wherein each alkyl, alkenyl, alkynyl, carbocyclyl, heterocyclyl, aryl, and heteroaryl is independently substituted with 0, 1, 2, 3, 4, or 5 R^p groups, or two geminal R^m substituents can be joined to form $=O$ or $=S$;

each instance of R^o is, independently, selected from C_{1-6} alkyl, C_{1-6} perhaloalkyl, C_{2-6} alkenyl, C_{2-6} alkynyl, C_{3-10} carbocyclyl, C_{6-10} aryl, 3–10 membered heterocyclyl, and 3–10 membered heteroaryl, wherein each alkyl, alkenyl, alkynyl, carbocyclyl, heterocyclyl, aryl, and heteroaryl is independently substituted with 0, 1, 2, 3, 4, or 5 R^p groups;

each instance of R^n is, independently, selected from hydrogen, C_{1-6} alkyl, C_{1-6} perhaloalkyl, C_{2-6} alkenyl, C_{2-6} alkynyl, C_{3-10} carbocyclyl, 3–10 membered heterocyclyl, C_{6-10} aryl and 5–10 membered heteroaryl, or two R^n groups attached to an N atom are joined to form a 3–14 membered heterocyclyl or 5–14 membered heteroaryl ring, wherein each alkyl, alkenyl, alkynyl, carbocyclyl, heterocyclyl, aryl, and heteroaryl is independently substituted with 0, 1, 2, 3, 4, or 5 R^p groups; and

each instance of R^p is, independently, fluoro ($-F$), bromo ($-Br$), chloro ($-Cl$), and iodo ($-I$), $-CN$, $-NO_2$, $-N_3$, $-SO_2H$, $-SO_3H$, $-OH$, $-OC_{1-6}$ alkyl, $-ON(C_{1-6}$ alkyl) $_2$, $-N(C_{1-6}$ alkyl) $_2$, $-N(C_{1-6}$ alkyl) $_3X$, $-NH(C_{1-6}$ alkyl) $_2X$, $-NH_2(C_{1-6}$ alkyl) X , $-NH_3X$, $-N(OC_{1-6}$ alkyl)(C_{1-6} alkyl), $-N(OH)(C_{1-6}$ alkyl), $-NH(OH)$, $-SH$, $-SC_{1-6}$ alkyl, $-SS(C_{1-6}$ alkyl), $-C(=O)(C_{1-6}$ alkyl), $-CO_2H$, $-CO_2(C_{1-6}$ alkyl), $-OC(=O)(C_{1-6}$ alkyl), $-OCO_2(C_{1-6}$ alkyl), $-C(=O)NH_2$, $-C(=O)N(C_{1-6}$ alkyl) $_2$, $-OC(=O)NH(C_{1-6}$ alkyl), $-NHC(=O)(C_{1-6}$ alkyl), $-N(C_{1-6}$ alkyl) $C(=O)(C_{1-6}$ alkyl), $-NHCO_2(C_{1-6}$ alkyl), $-NHC(=O)N(C_{1-6}$ alkyl) $_2$, $-NHC(=O)NH(C_{1-6}$ alkyl), $-NHC(=O)NH_2$, $-$

C(=NH)O(C₁₋₆ alkyl), -OC(=NH)(C₁₋₆ alkyl), -OC(=NH)OC₁₋₆ alkyl, -C(=NH)N(C₁₋₆ alkyl)₂, -C(=NH)NH(C₁₋₆ alkyl), -C(=NH)NH₂, -OC(=NH)N(C₁₋₆ alkyl)₂, -OC(NH)NH(C₁₋₆ alkyl), -OC(NH)NH₂, -NHC(NH)N(C₁₋₆ alkyl)₂, -NHC(=NH)NH₂, -NH₂SO₂(C₁₋₆ alkyl), -SO₂N(C₁₋₆ alkyl)₂, -SO₂NH(C₁₋₆ alkyl), -SO₂NH₂, -SO₂C₁₋₆ alkyl, -SO₂OC₁₋₆ alkyl, -OSO₂C₁₋₆ alkyl, -SOC₁₋₆ alkyl, -Si(C₁₋₆ alkyl)₃, -OSi(C₁₋₆ alkyl)₃, -C(=S)N(C₁₋₆ alkyl)₂, C(=S)NH(C₁₋₆ alkyl), C(=S)NH₂, -C(=O)S(C₁₋₆ alkyl), -C(=S)SC₁₋₆ alkyl, -SC(=S)SC₁₋₆ alkyl, -P(=O)₂(C₁₋₆ alkyl), -P(=O)(C₁₋₆ alkyl)₂, -OP(=O)(C₁₋₆ alkyl)₂, -OP(=O)(OC₁₋₆ alkyl)₂, C₁₋₆ alkyl, C₁₋₆ perhaloalkyl, C₂₋₆ alkenyl, C₂₋₆ alkynyl, C₃₋₁₀ carbocyclyl, C₆₋₁₄ aryl, 3-14 membered heterocyclyl, 5-14 membered heteroaryl; or two geminal R^P substituents can be joined to form =O or =S;

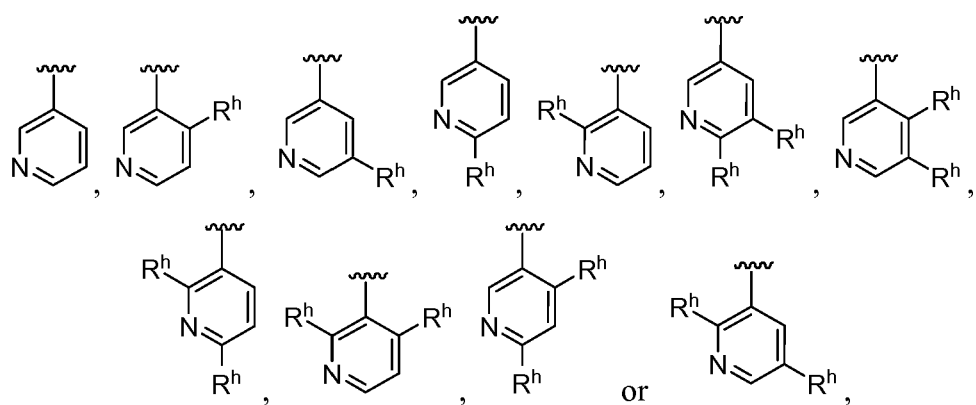
wherein X⁻ is a counterion.

70. The compound according to claim 69, wherein R^h is selected from fluoro (-F), bromo (-Br), chloro (-Cl), and iodo (-I), -CN, -NO₂, -OH, -ORⁱ, -SRⁱ, -N(R^k)₂, -N(R^k)₃⁺X⁻, -C(=O)Rⁱ, -CO₂Rⁱ, -CO₂H, -OC(=O)Rⁱ, -OCO₂Rⁱ, -C(=O)N(R^k)₂, -OC(=O)N(R^k)₂, -NR^kC(=O)Rⁱ, -NR^kCO₂Rⁱ, -NR^kC(=O)N(R^k)₂, -C(=O)NR^kSO₂Rⁱ, -NR^kSO₂Rⁱ, -SO₂N(R^k)₂, -SO₂Ri, C₁₋₁₀ alkyl, C₆ aryl, and 5-6 membered heteroaryl, wherein each alkyl, aryl, and heteroaryl is independently substituted with 0, 1, 2, 3 or 4 R^m groups; and wherein X⁻ is a counterion.

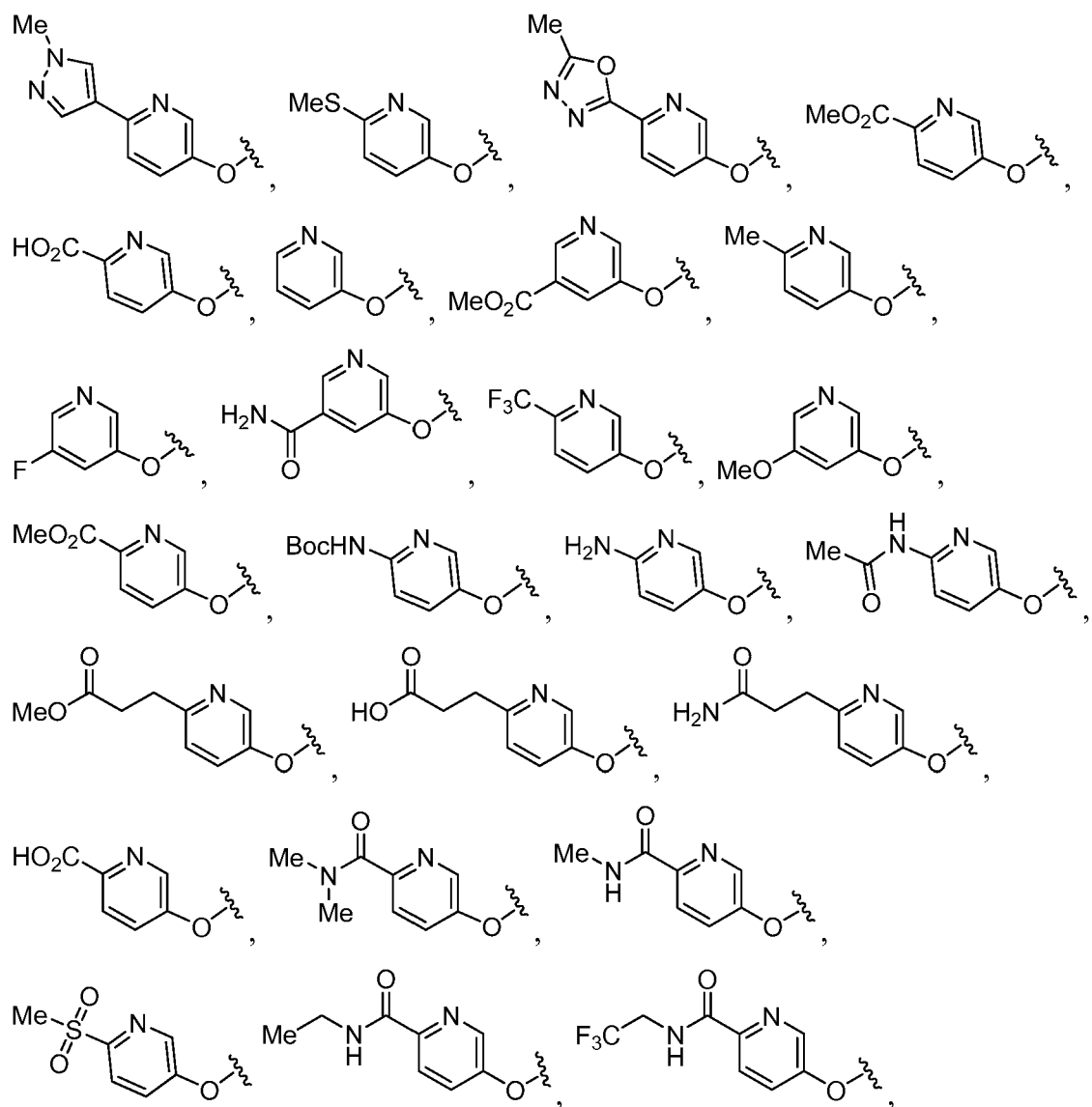
71. The compound according to claim 70, wherein R^h is selected from -C(=O)Rⁱ, -CO₂H, -SO₂Rⁱ, and 5-membered heteroaryl independently substituted with 0 or 1 R^m groups.

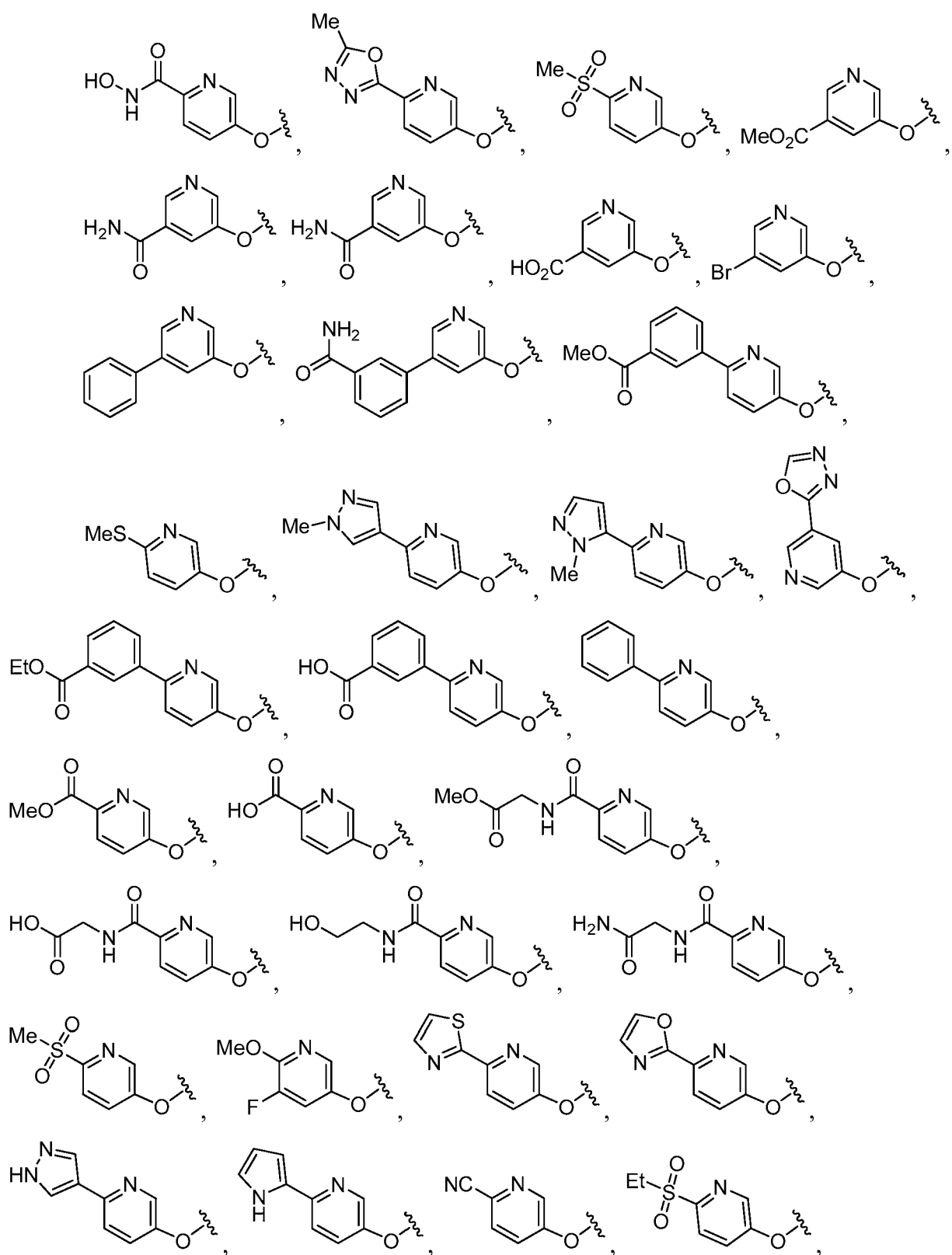
72. The compound according to claim 71, wherein the 5-membered heteroaryl is selected from pyrrolyl, furanyl, thiophenyl, imidazolyl, pyrazolyl, oxazolyl, isoxazolyl, thiazolyl, isothiazolyl, triazolyl, oxadiazolyl, thiadiazolyl, and tetrazolyl.

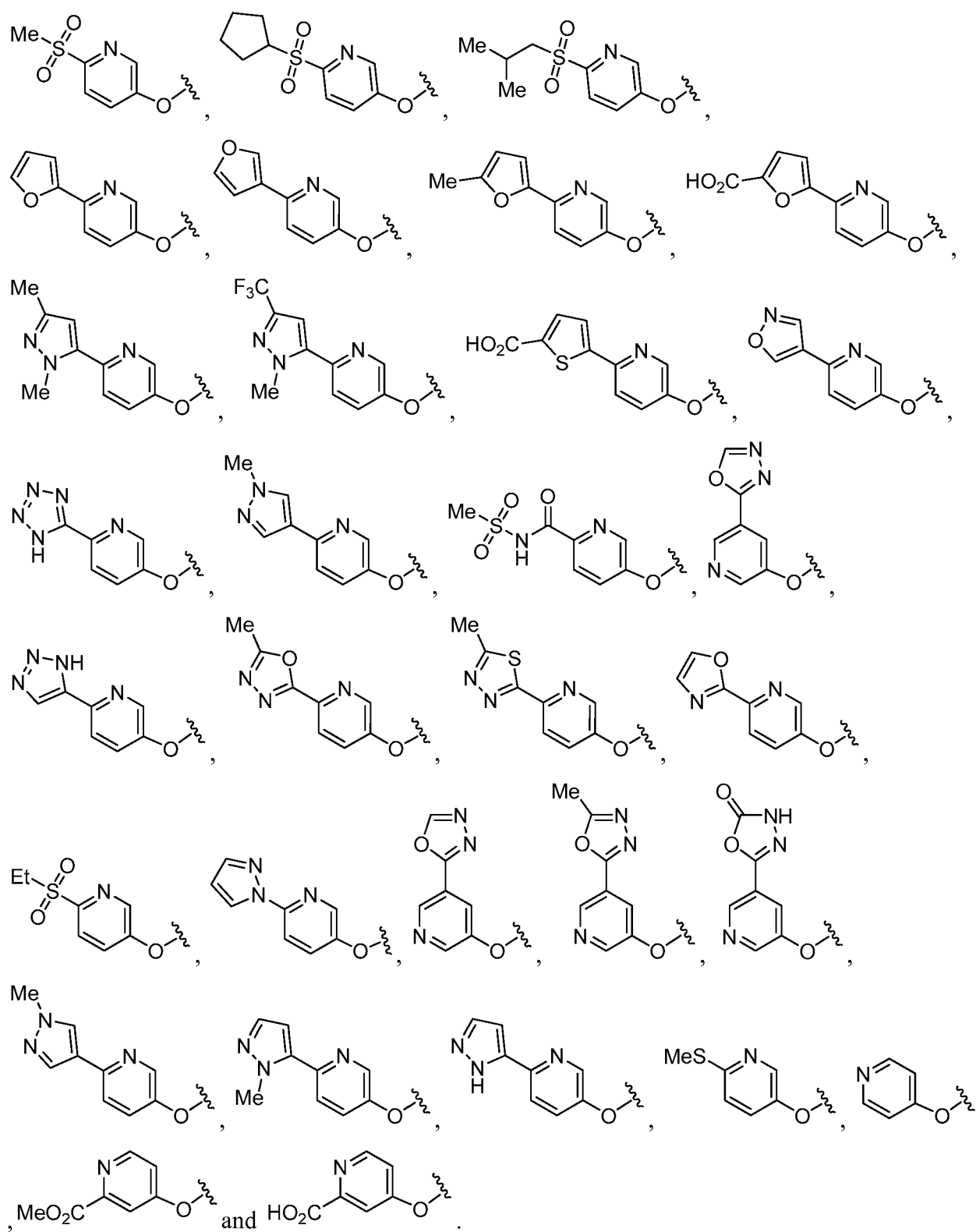
73. The compound according to claim 36, wherein the pyridinyl group is a 3-pyridinyl group of the formulae:



74. The compound according to claim 66, wherein G is $-OR^e$ is selected from:







75. The compound according to claims 1-74, wherein the compound is substantially enantiomerically pure.

76. A pharmaceutical composition comprising a compound of claims 1-75, or a pharmaceutically acceptable form thereof, and a pharmaceutically acceptable excipient.

77. A method of treating an FAAH-mediated condition comprising administering to a subject in need thereof a therapeutically effective amount of a compound of claims 1-75 or a pharmaceutically acceptable form thereof.

78. The method according to claim 77, wherein the FAAH-mediated condition is selected from a painful condition, an inflammatory condition, an immune disorder, a disorder of the central nervous system, a metabolic disorder, a cardiac disorder and glaucoma.

79. The method according to claim 78, wherein the FAAH-mediated condition is a painful condition selected from neuropathic pain, central pain, deafferentiation pain, chronic pain, post-operative pain, pre-operative pain, nociceptive pain, acute pain, non-inflammatory pain, inflammatory pain, pain associated with cancer, wound pain, burn pain, pain associated with medical procedures, pain resulting from pruritus, painful bladder syndrome, pain associated with premenstrual dysphoric disorder, pain associated with premenstrual syndrome, pain associated with chronic fatigue syndrome, pain associated with pre-term labor, pain associated with withdrawal symptoms from drug addiction, joint pain, arthritic pain, lumbosacral pain, musculo-skeletal pain, headache, migraine, muscle ache, lower back pain, neck pain, toothache dental/maxillofacial pain and visceral pain.

80. The method according to claim 78, wherein the FAAH-mediated condition is an inflammatory condition or an immune disorder.

81. The method according to claim 80, wherein the inflammatory condition or immune disorder is a gastrointestinal disorder.

82. The method according to claim 80, wherein the inflammatory condition or immune disorder is a skin condition.

83. The method according to claim 78, wherein the FAAH-mediated condition is a disorder of the central nervous system selected from neurotoxicity and/or neurotrauma, stroke, multiple sclerosis, spinal cord injury, epilepsy, a mental disorder, a sleep condition, a movement disorder, nausea and/or emesis, amyotrophic lateral sclerosis, Alzheimer's disease and drug addiction

84. The method according to claim 78, wherein the FAAH-mediated condition is a metabolic disorder selected from a wasting condition or an obesity-related condition or complication thereof.

85. The method according to claim 78, wherein the FAAH-mediated condition is a cardiac disorder selected from hypertension, circulatory shock, myocardial reperfusion injury and atherosclerosis.

86. The method according to claim 78, wherein the FAAH-mediated condition is glaucoma.