US00D715986S

(12) United States Design Patent

Anastassiades

(10) Patent No.: US D715,986 S
(45) Date of Patent: ** Oct. 21, 2014

(54) **SUSPENSION LAMP**

(71) Applicant: **FLOS S.p.A.**, Brescia (IT)

(72) Inventor: **Michael Anastassiades**, Brescia (IT)

(73) Assignee: **FLOS S.p.A.**, Brescia (IT)

(**) Term: **14 Years**

(21) Appl. No.: **29/468,923**

(22) Filed: **Oct. 4, 2013**

(30) **Foreign Application Priority Data**

Apr. 8, 2013 (IT) BS2013O0015

(51) **LOC (10) Cl.** **26-03**

(52) **U.S. Cl.**
USPC **D26/88**

(58) **Field of Classification Search**
CPC F21S 8/06; F21V 27/00; F21V 21/18
USPC D26/80, 81, 84, 88, 90, 91, 118, 135; 362/147, 404–408
See application file for complete search history.

(56) **References Cited**

U.S. PATENT DOCUMENTS

D3,852	S	*	2/1870	Letchworth	D26/135
D29,366	S	*	9/1898	MacIntire	D26/88
D158,209	S	*	4/1950	Lundquist	D26/131
D202,804	S	*	11/1965	Bushcott	D26/135
3,812,342	A	*	5/1974	McNamara, Jr.	362/375
D357,764	S	*	4/1995	Dole	D26/135
D441,127	S	*	4/2001	Hoffbauer	D26/135
D570,030	S	*	5/2008	Starck	D26/88
D576,340	S	*	9/2008	Wanders	D26/88
D588,301	S	*	3/2009	Sabernig	D26/90
D620,632	S	*	7/2010	Wanders	D26/88
D641,096	S	*	7/2011	Markle et al.	D26/88
D660,504	S	*	5/2012	Martin	D26/88

OTHER PUBLICATIONS

Fixture #6500/1 from the Elysburg Collection shown on p. 184 of the E.L.K. Lighting, Inc. Catalog 2900. © 2009. (2 pages-includes rear cover of catalog).*

"Mars Up and Down" from the kliks series by Strahler. Shown on p. 237 of the Niedervolt-Systeme online brochure created Mar. 2, 2010.(2pages).*

Outdoor Pendant #49062 from Kichler.com. / Kichler 2010 General Lighting Catalog. (2 pages).*

"Sky" Pendant found at lbclighting.com on Sep. 19, 2007.*

* cited by examiner

Primary Examiner — Clare E Heflin

(74) *Attorney, Agent, or Firm* — Thomas|Horstemeyer, LLP

(57) **CLAIM**

The ornamental design for a suspension lamp, as shown and described.

DESCRIPTION

FIG. **1** is a perspective view of my new suspension lamp;

FIG. **2** is a side elevational view of my new suspension lamp;

FIG. **3** is another side elevational view of my new suspension lamp from a side opposite that of FIG. **2**;

FIG. **4** is a front elevational view of my new suspension lamp;

FIG. **5** is a rear elevational view of my new suspension lamp, opposite that of FIG. **4**;

FIG. **6** is a top view of my new suspension lamp; and,

FIG. **7** is a bottom view of my new suspension lamp.

1 Claim, 7 Drawing Sheets

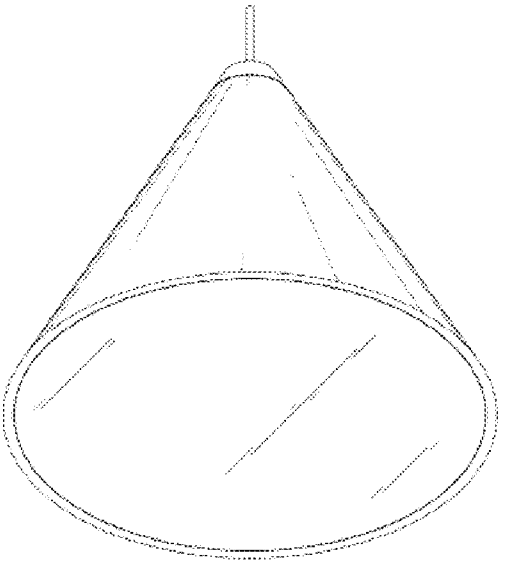

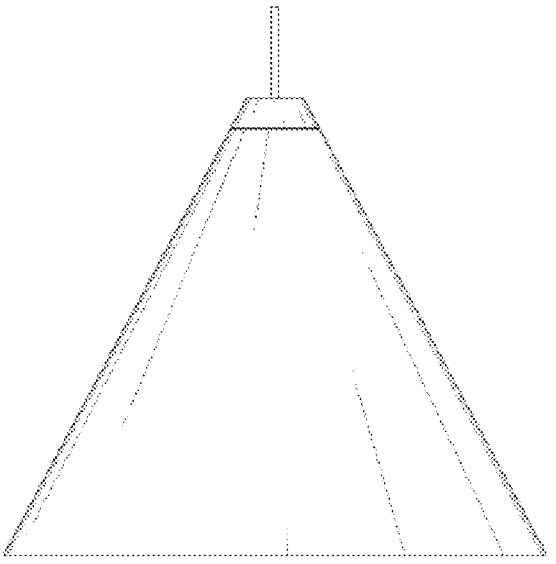

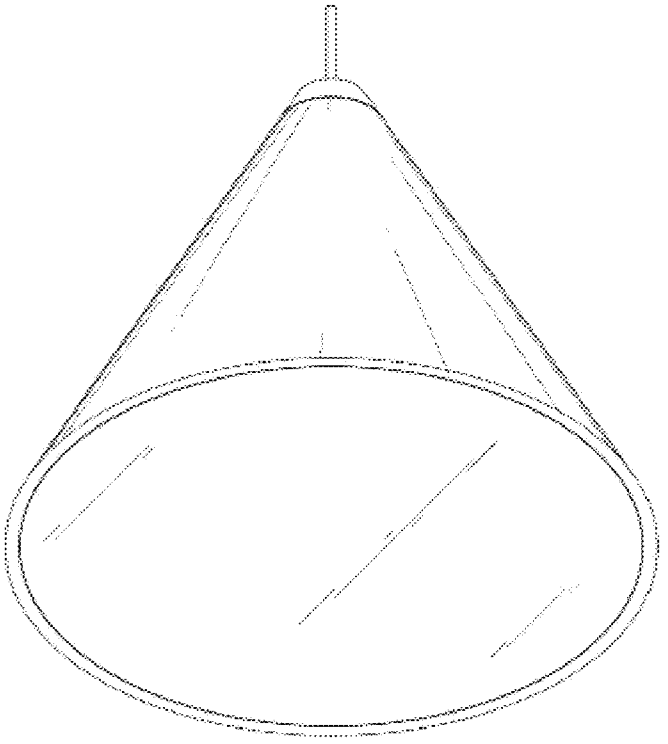

FIG. 1

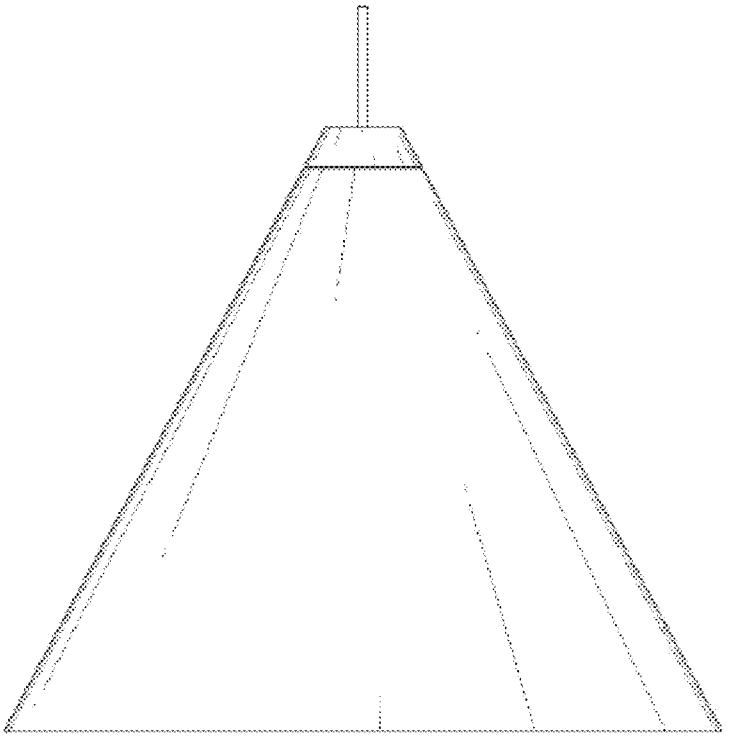

FIG. 2

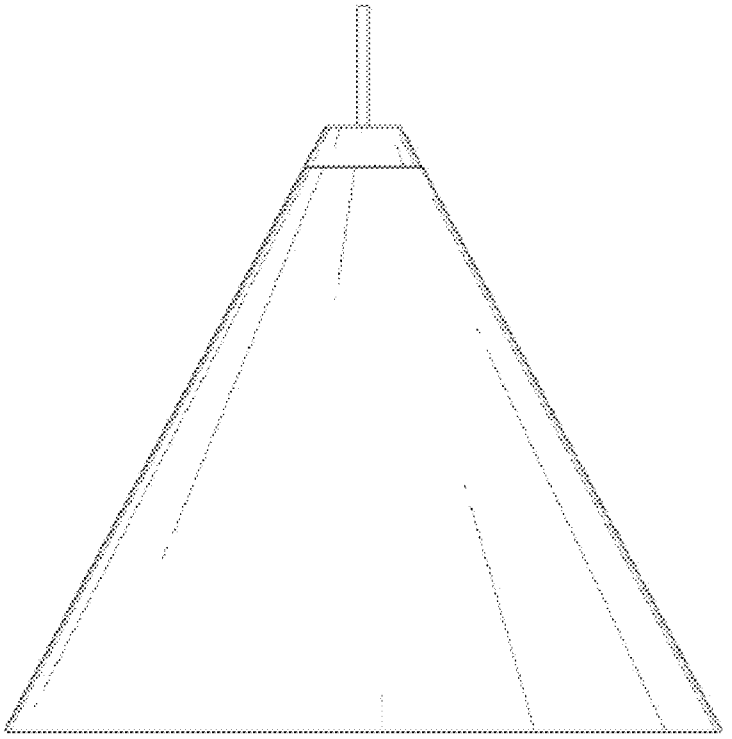

FIG. 3

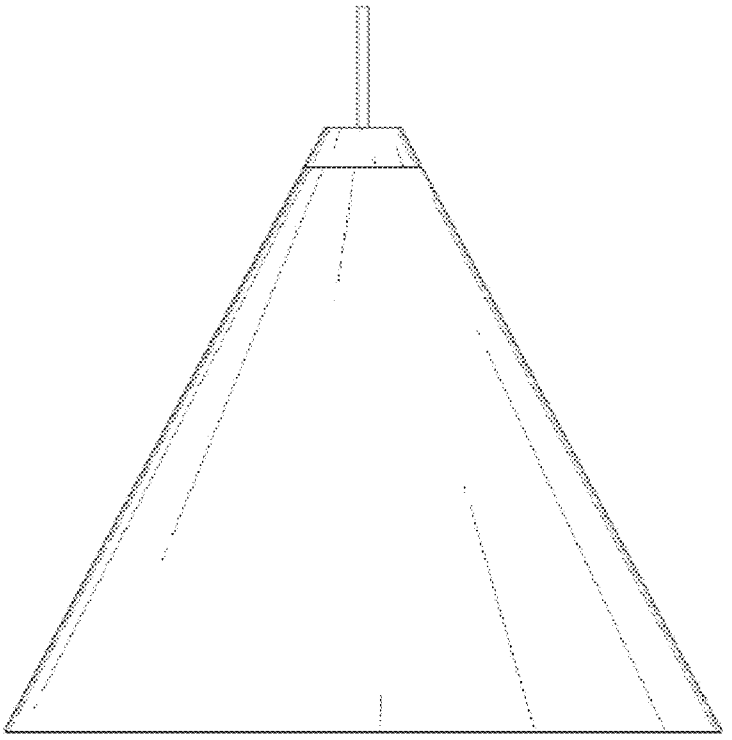

FIG. 4

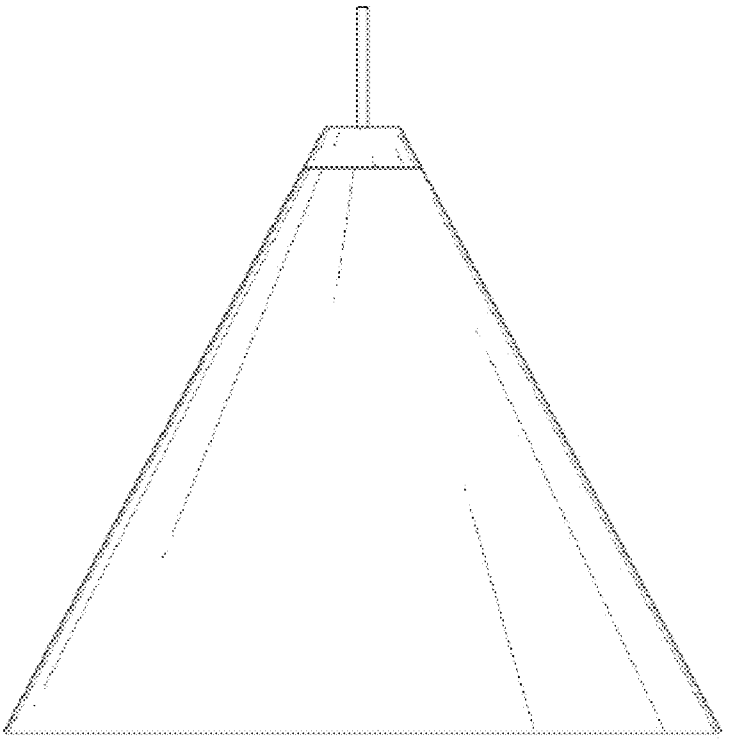

FIG. 5

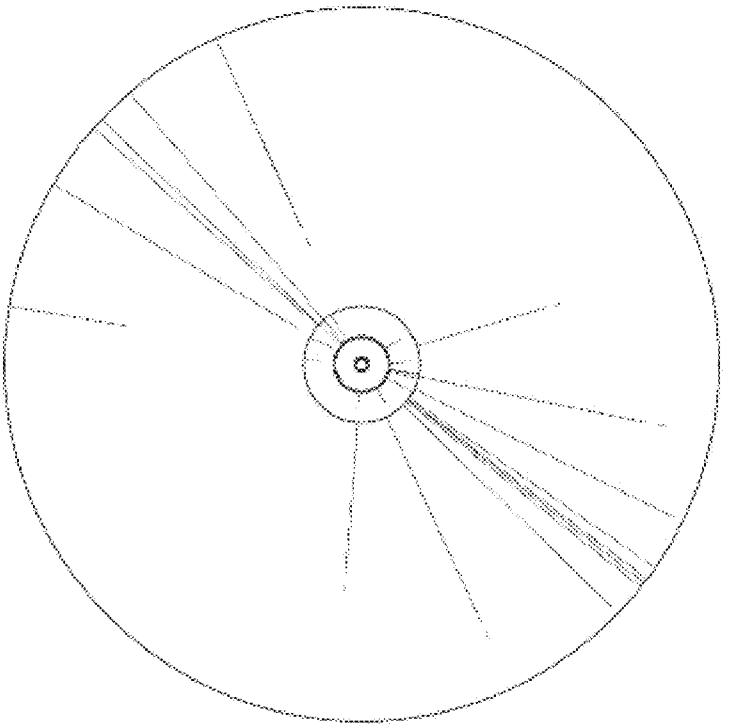

FIG. 6



FIG. 7