



US00D485548S

(12) **United States Design Patent**
Obata

(10) **Patent No.:** **US D485,548 S**

(45) **Date of Patent:** **** Jan. 20, 2004**

- (54) **EARPHONE**
- (75) **Inventor:** **Shinichi Obata, Tokyo (JP)**
- (73) **Assignee:** **Sony Corporation, Tokyo (JP)**
- (**) **Term:** **14 Years**
- (21) **Appl. No.:** **29/174,909**
- (22) **Filed:** **Jan. 28, 2003**
- (51) **LOC (7) Cl.** **14-01**
- (52) **U.S. Cl.** **D14/223**
- (58) **Field of Search** D14/192, 205,
D14/206, 223, 249; D24/174; 181/129,
130, 135, 137; 379/430; 381/381

- D402,661 S * 12/1998 Hayashi D14/223
- D431,553 S 10/2000 Suzuki
- D463,789 S * 10/2002 DeKalb et al. D14/223
- D474,171 S * 5/2003 Suzuki D14/206

OTHER PUBLICATIONS

Catalog "SONY Value up," p. 9, Sony (Jan. 2002).

* cited by examiner

Primary Examiner—Paula A. Mortimer

(74) *Attorney, Agent, or Firm*—Rader, Fishman & Grauer PLLC

(57) **CLAIM**

The ornamental design for an earphone, as shown.

DESCRIPTION

FIG. 1 is a perspective view of an earphone showing my new design;

FIG. 2 is a front elevational view thereof;

FIG. 3 is a rear elevational view thereof;

FIG. 4 is a left side elevational view thereof;

FIG. 5 is a right side elevational view thereof;

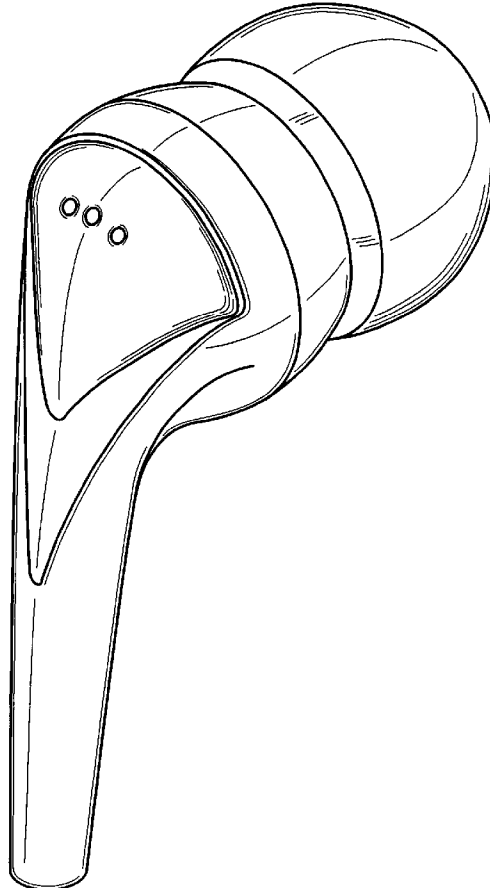
FIG. 6 is a top plan view thereof; and,

FIG. 7 is a bottom plan view thereof.

(56) **References Cited**
U.S. PATENT DOCUMENTS

- 4,720,857 A * 1/1988 Burris et al. 379/430
- 4,981,194 A * 1/1991 Kamon et al. 181/129
- 5,048,092 A * 9/1991 Yamagishi et al. 381/380 X
- D337,118 S * 7/1993 Seikita D14/223
- D337,589 S * 7/1993 Wada D14/223
- D353,379 S * 12/1994 Nakamura et al. D14/223
- D357,921 S * 5/1995 Ming-Chin D14/223
- D369,349 S * 4/1996 Hayashi D14/223

1 Claim, 4 Drawing Sheets



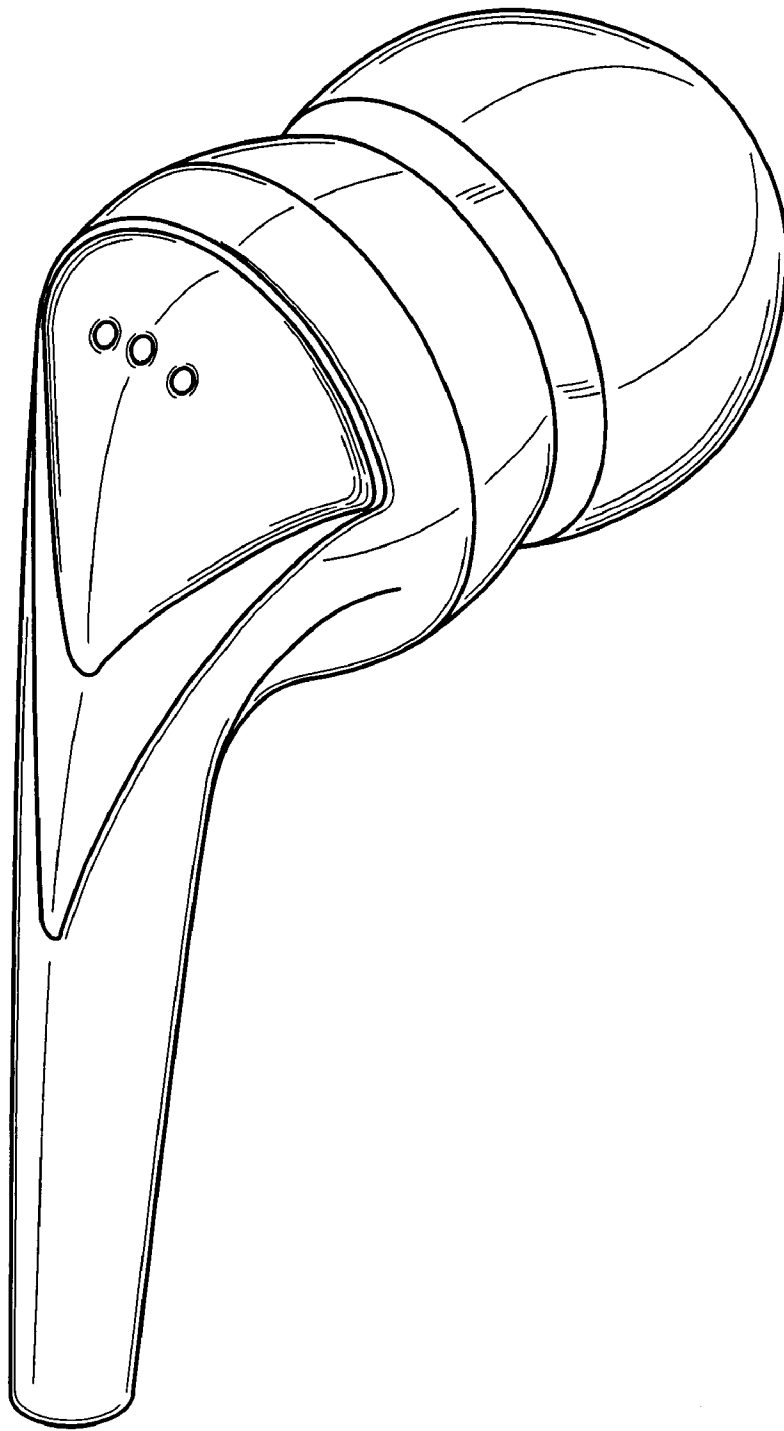


FIG. 1

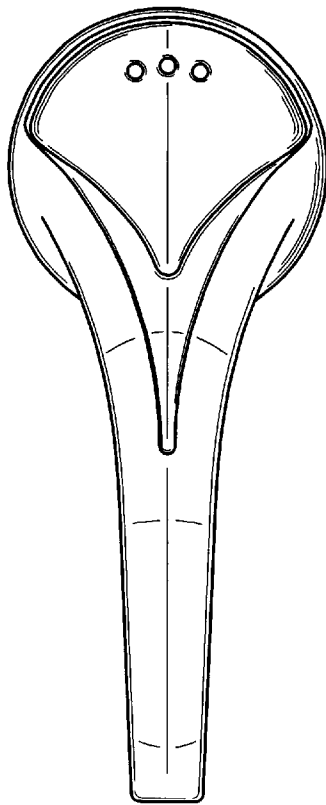


FIG. 2

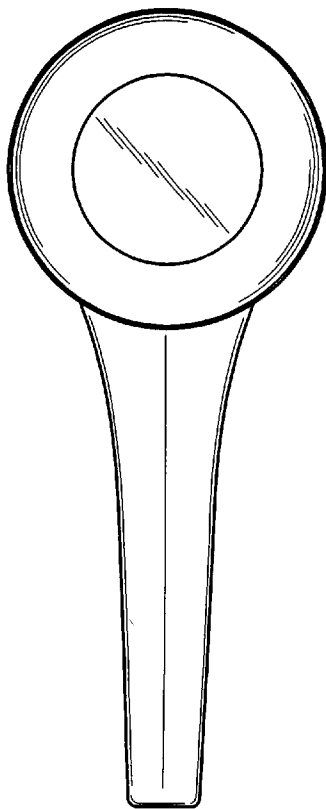


FIG. 3

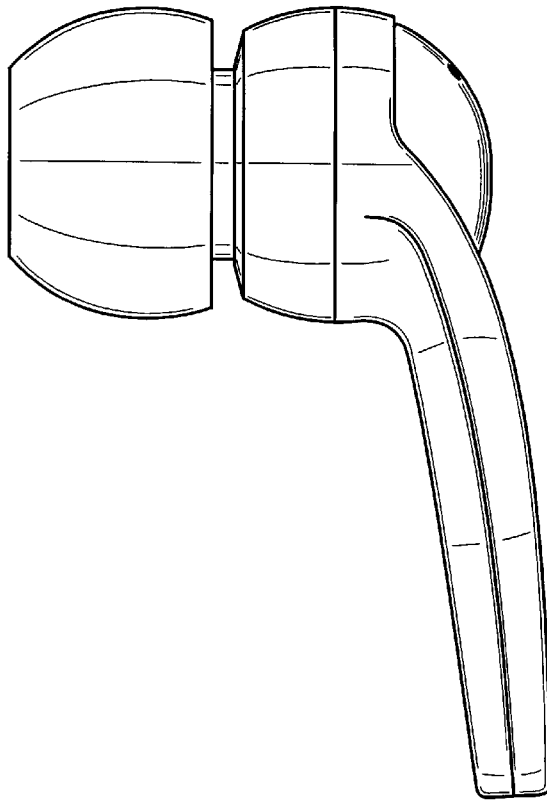


FIG. 4

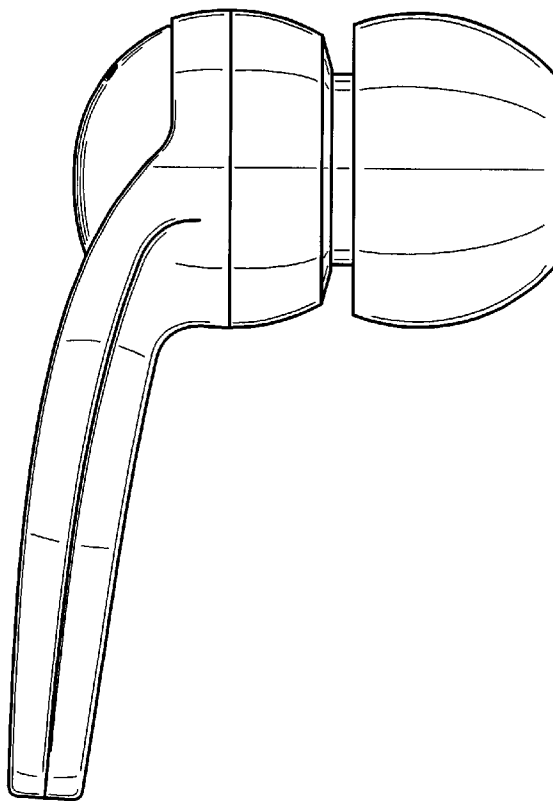


FIG. 5

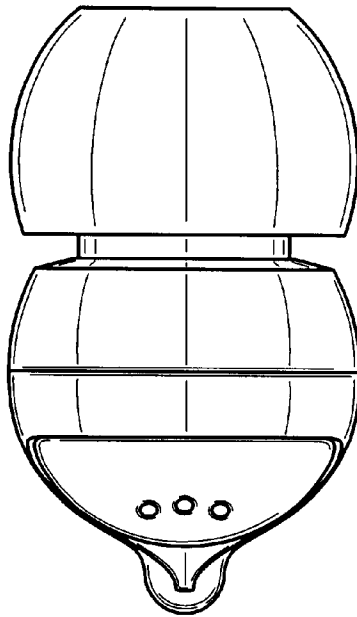


FIG. 6

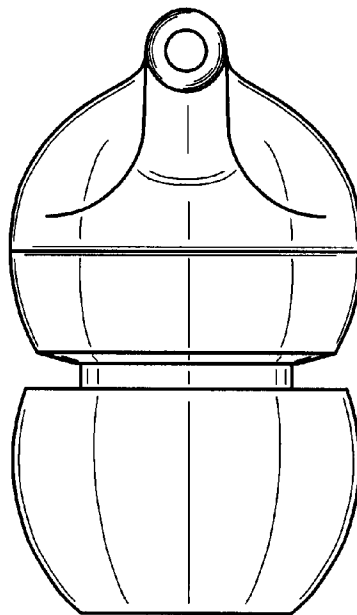


FIG. 7