



US00D353195S

United States Patent [19]

[11] Patent Number: **Des. 353,195**

Savage et al.

[45] Date of Patent: **** Dec. 6, 1994**

[54] **ELECTRONIC STETHOSCOPE HOUSING**

[56] **References Cited**

U.S. PATENT DOCUMENTS

[76] Inventors: **Gary Savage**, 5625, 17e avenue, Montréal, Québec, Canada, H1X 2R7; **Michel Swift**, 444, Édouard Charles, Outremont, Québec, Canada, H2P 2N4

2,385,221	9/1945	Minsky	D24/134 X
2,715,296	8/1955	Pettit	181/131 X
3,160,708	12/1964	Andries et al.	181/131 X
3,247,324	4/1966	Cafaly et al.	181/131 X

Primary Examiner—A. Hugo Word
Assistant Examiner—I. Simmons

[**] Term: **14 Years**

[57] CLAIM

The ornamental design for an electronic stethoscope housing, as shown and described.

[21] Appl. No.: **8,785**

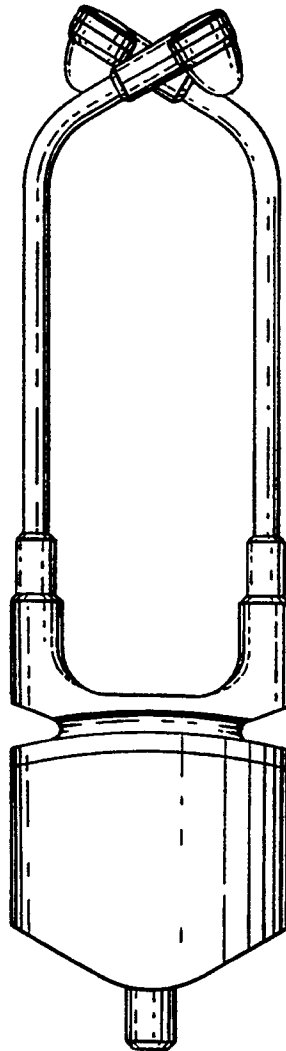
DESCRIPTION

[22] Filed: **May 28, 1993**

FIG. 1 is a front elevational view of an electronic stethoscope housing showing our new design;
FIG. 2 is a top plan view thereof;
FIG. 3 is a bottom plan view thereof;
FIG. 4 is a right side elevational view thereof;
FIG. 5 is a left side elevational view thereof; and,
FIG. 6 is a rear elevational view thereof.

[52] U.S. Cl. **D24/134**

[58] Field of Search 181/131, 132, 137;
381/131, 67, 95, 96; D24/134



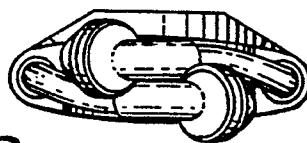


Fig. 2

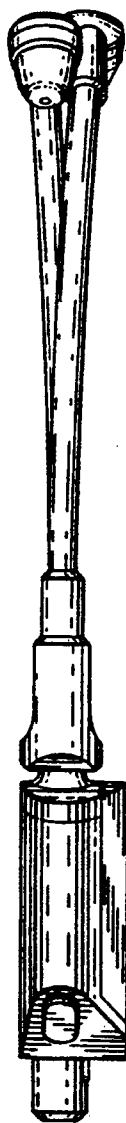


Fig. 4

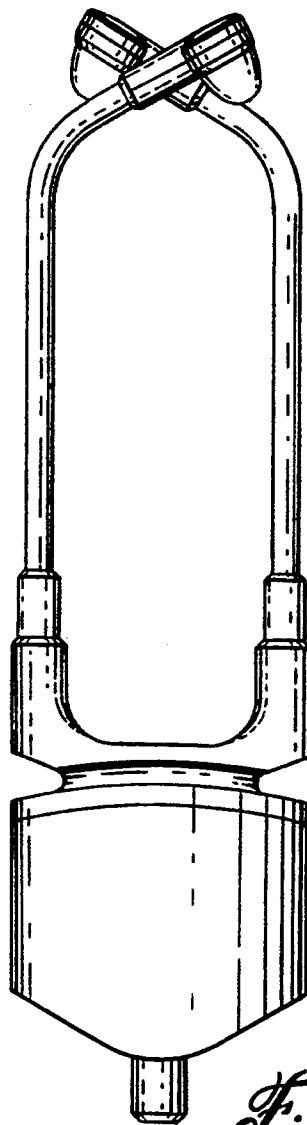


Fig. 1

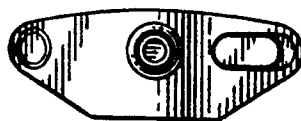


Fig. 3

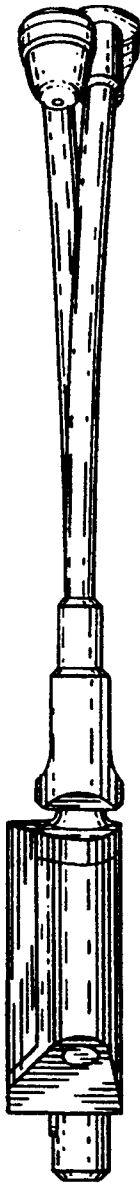


Fig. 5

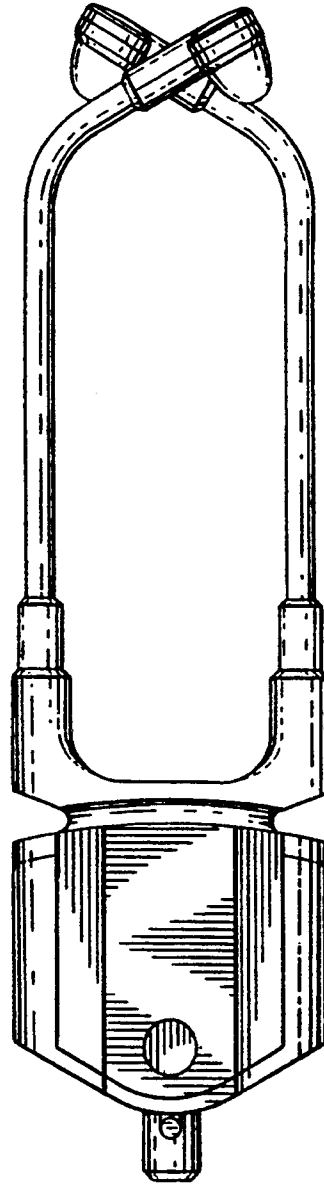


Fig. 6