



US00D470552S

(12) **United States Design Patent**
Cleveland et al.

(10) **Patent No.:** **US D470,552 S**

(45) **Date of Patent:** **** Feb. 18, 2003**

(54) **GOLF CLUB HEAD**

(75) Inventors: **Roger Cleveland**, Los Angeles, CA (US); **Augustin W. Rollinson**, Carlsbad, CA (US); **Richard C. Helmsteter**, Rancho Santa Fe, CA (US); **Karl A. Clausen**, San Marcos, CA (US); **Deedee Lasker**, Carlsbad, CA (US)

5,429,354 A	7/1995	Long et al.	
D363,100 S	* 10/1995	Long et al.	D21/733
5,518,242 A	5/1996	Mahaffey et al.	
5,746,666 A	5/1998	Lovett	
D418,885 S	* 1/2000	Wanchena	D21/733
6,139,446 A	10/2000	Wanchena	
6,248,026 B1	* 6/2001	Wanchena	473/328
D458,326 S	* 6/2002	Mullins	D21/736

* cited by examiner

(73) Assignee: **Callaway Golf Company**, Carlsbad, CA (US)

Primary Examiner—Mitchell Siegel

(74) *Attorney, Agent, or Firm*—Michael A. Catania

(**) Term: **14 Years**

(57) **CLAIM**

(21) Appl. No.: **29/158,953**

The ornamental design for a golf club head, as shown and described.

(22) Filed: **Apr. 12, 2002**

DESCRIPTION

(51) **LOC (7) Cl.** **21-02**

FIG. 1 is a perspective view of club head;

(52) **U.S. Cl.** **D21/733; D21/759**

FIG. 2 is a front view thereof;

(58) **Field of Search** **D21/733, 747-752;**
473/324, 327-331, 343-346, 350

FIG. 3 is a back view thereof;

FIG. 4 is a top plan view thereof;

FIG. 5 is a bottom plan view thereof;

FIG. 6 is a heel end view thereof; and,

FIG. 7 is a toe end view thereof.

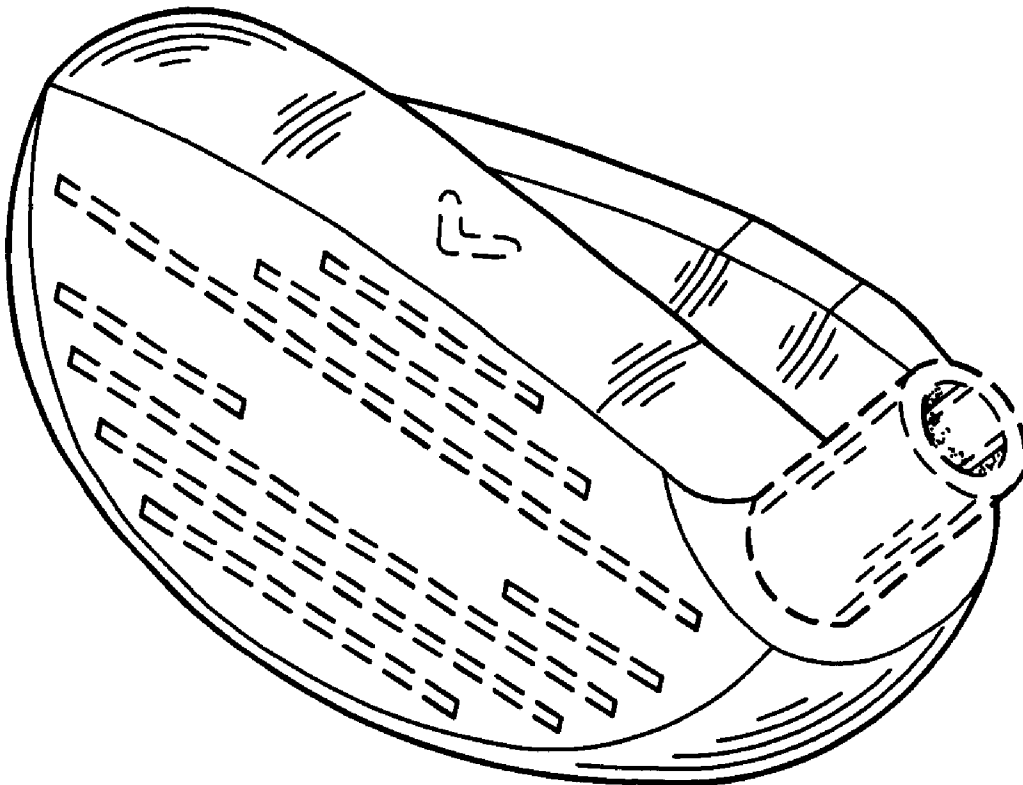
The broken line showing is for illustrative purposes only and forms no part of the claimed design.

(56) **References Cited**

U.S. PATENT DOCUMENTS

4,836,550 A	6/1989	Kobayashi	
4,900,029 A	* 2/1990	Sinclair	473/327
D360,668 S	* 7/1995	Hattori	D21/741

1 Claim, 2 Drawing Sheets



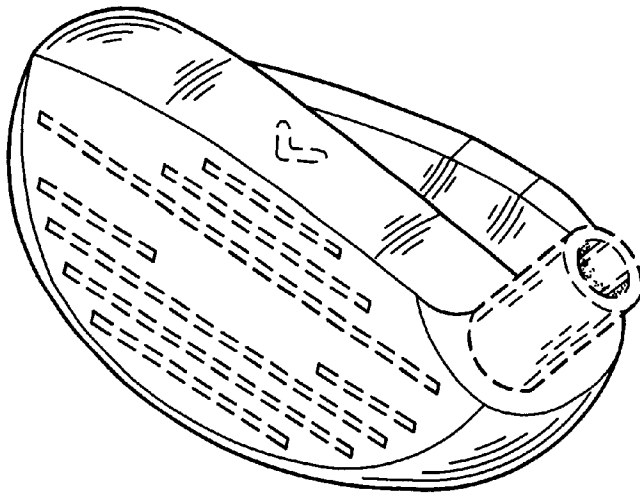


FIG. 1

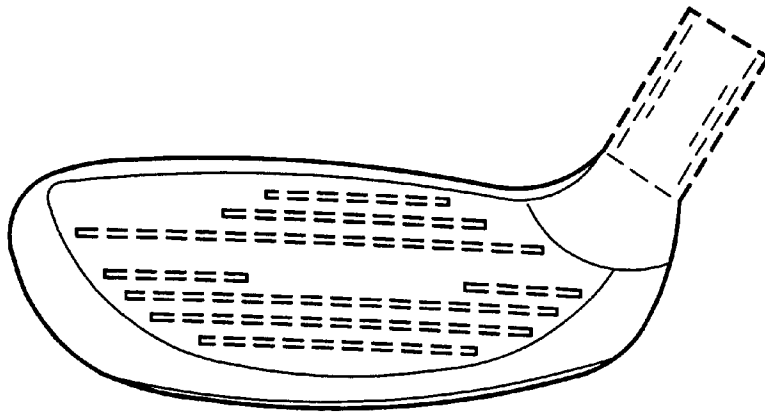


FIG. 2




FIG. 3

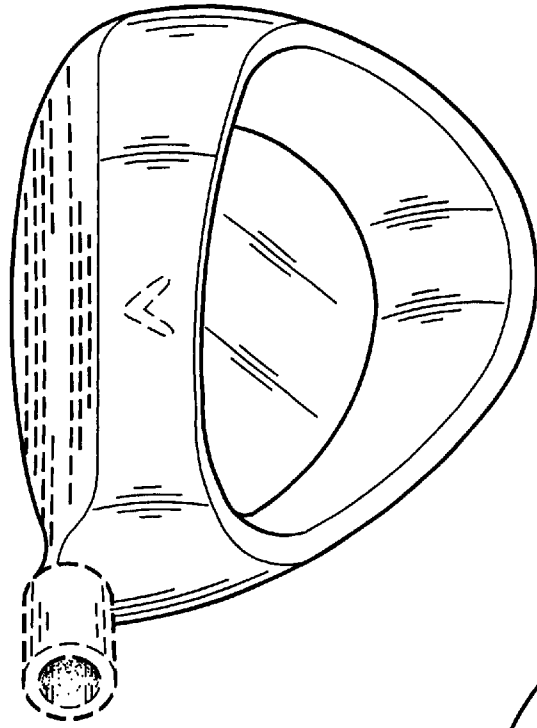


FIG. 4

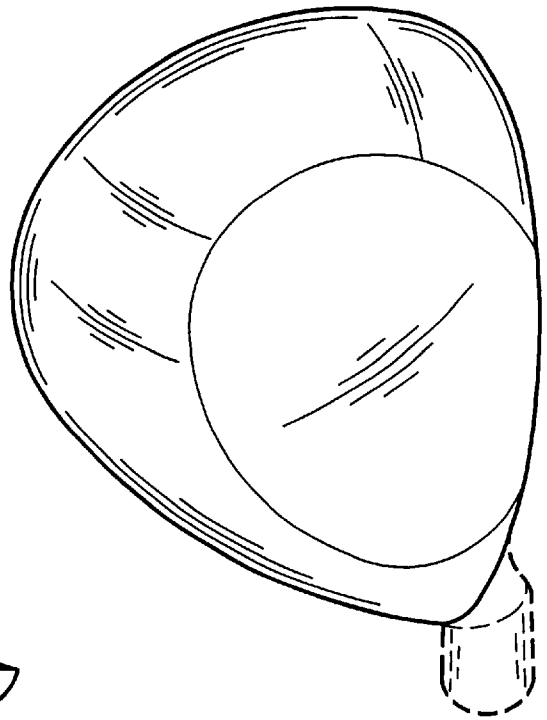


FIG. 5

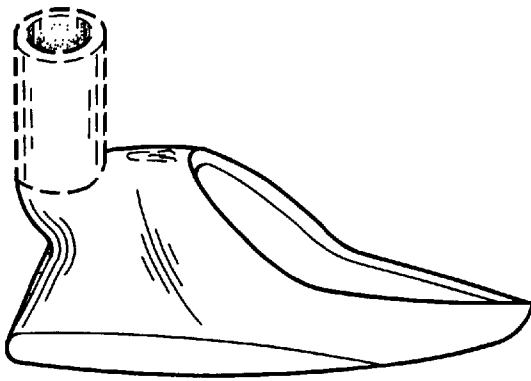


FIG. 6

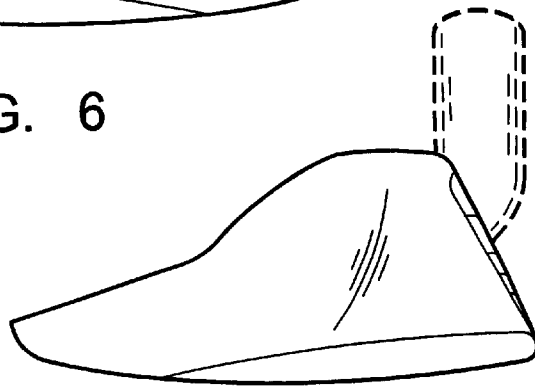


FIG. 7