

(12) STANDARD PATENT
(19) AUSTRALIAN PATENT OFFICE

(11) Application No. **AU 2003228446 B2**

(54) Title
Tri-substituted heteroaryls and methods of making and using the same

(51) International Patent Classification(s)
A61K 31/4439 (2006.01) **A61P 35/00** (2006.01)
A61K 31/36 (2006.01) **A61P 35/04** (2006.01)
A61K 31/395 (2006.01) **A61P 43/00** (2006.01)
A61K 31/41 (2006.01) **C07D 401/04** (2006.01)
A61K 31/435 (2006.01) **C07D 401/14** (2006.01)
A61K 31/4545 (2006.01) **C07D 405/04** (2006.01)
A61K 31/517 (2006.01) **C07D 405/14** (2006.01)
A61P 1/16 (2006.01) **C07D 409/04** (2006.01)
A61P 9/00 (2006.01) **C07D 409/14** (2006.01)
A61P 11/00 (2006.01) **C07D 453/00** (2006.01)
A61P 13/12 (2006.01) **C07D 471/04** (2006.01)
A61P 17/00 (2006.01) **C07D 487/08** (2006.01)
A61P 21/00 (2006.01) **C07D 519/00** (2006.01)
A61P 27/02 (2006.01)

(21) Application No: **2003228446** (22) Date of Filing: **2003.04.04**

(87) WIPO No: **WO03/087304**

(30) Priority Data

(31) Number (32) Date (33) Country
60/369,793 **2002.04.04** **US**

(43) Publication Date: **2003.10.27**

(43) Publication Journal Date: **2003.12.04**

(44) Accepted Journal Date: **2009.08.06**

(71) Applicant(s)
Biogen Idec MA Inc.

(72) Inventor(s)
Sun, Lihong;Chuaqui, Claudio;Petter, Russell C.;Lee, Wen-Cherng;Shan, Feng;Zheng, Zhongli

(74) Agent / Attorney
Cullen & Co, Level 26 239 George Street, Brisbane, QLD, 4000

(19) World Intellectual Property
Organization
International Bureau



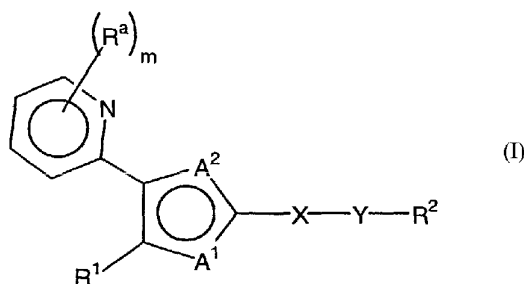
(43) International Publication Date
23 October 2003 (23.10.2003)

PCT

(10) International Publication Number
WO 2003/087304 A3

- (51) International Patent Classification⁷: **A61K 31/36**, 31/395, 31/41, 31/435, 31/517, C07D 401/04, 401/14, 405/04, 405/14, 409/04, 409/14
- (21) International Application Number: PCT/US2003/010440
- (22) International Filing Date: 4 April 2003 (04.04.2003)
- (25) Filing Language: English
- (26) Publication Language: English
- (30) Priority Data: 60/369,793 4 April 2002 (04.04.2002) US
- (71) Applicant (for all designated States except US): **BIOGEN, INC.** [US/US]; 14 Cambridge Center, Cambridge, MA 02142 (US).
- (72) Inventors; and
- (75) Inventors/Applicants (for US only): **LEE, Wen-Cherng** [US/US]; 192 Spring Street, Lexington, MA 02421 (US). **SUN, Lihong** [US/US]; 15 Mystic Terrace, Arlington, MA 02474 (US). **SHAN, Feng** [CN/US]; 11 Baron Park Lane #26, Burlington, MA 01803 (US). **CHUAQUI, Claudio** [CA/US]; 30 Chandler Street, Apt. #1, Somerville, MA 02144 (US). **ZHENG, Zhongli** [US/US]; 640 Marrett Road, Lexington, MA 02421 (US). **PETTER, Russell, C.** [US/US]; 343 Hudson Road, Stow, MA 01775 (US).
- (74) Agent: **LINKKILA, Timothy, P.**; Biogen, Inc., 14 Cambridge Center, Cambridge, MA 02142 (US).
- (81) Designated States (national): AE, AG, AL, AM, AT, AU, AZ, BA, BB, BG, BR, BY, BZ, CA, CH, CN, CO, CR, CU, CZ, DE, DK, DM, DZ, EC, EE, ES, FI, GB, GD, GE, GH, GM, HR, HU, ID, IL, IN, IS, JP, KE, KG, KP, KR, KZ, LC, LK, LR, LS, LT, LU, LV, MA, MD, MG, MK, MN, MW, MX, MZ, NI, NO, NZ, OM, PH, PL, PT, RO, RU, SC, SD, SE, SG, SK, SL, TJ, TM, TN, TR, TT, TZ, UA, UG, US, UZ, VC, VN, YU, ZA, ZM, ZW.
- (84) Designated States (regional): ARIPO patent (GH, GM, KE, LS, MW, MZ, SD, SL, SZ, TZ, UG, ZM, ZW), Eurasian patent (AM, AZ, BY, KG, KZ, MD, RU, TJ, TM), European patent (AT, BE, BG, CH, CY, CZ, DE, DK, EE, ES, FI, FR, GB, GR, HU, IE, IT, LU, MC, NL, PT, RO, SE, SI, SK, TR), OAPI patent (BF, BJ, CF, CG, CI, CM, GA, GN, GQ, GW, ML, MR, NE, SN, TD, TG).
- Published:**
— with international search report
— before the expiration of the time limit for amending the claims and to be republished in the event of receipt of amendments
- (88) Date of publication of the international search report: 22 July 2004
- For two-letter codes and other abbreviations, refer to the "Guidance Notes on Codes and Abbreviations" appearing at the beginning of each regular issue of the PCT Gazette.

(54) Title: TRI-SUBSTITUTED HETEROARYLS AND METHODS OF MAKING AND USING THE SAME



(57) Abstract: Compounds of formula (I) possess unexpectedly high affinity for Alk 5 and/or Alk 4, and can be useful as antagonists thereof for preventing and/or treating numerous diseases, including fibrotic disorders. In one embodiment, the invention features a compound of the general formula (I).

-1-

TRI-SUBSTITUTED HETEROARYLS AND METHODS OF MAKING AND USING THE SAME

BACKGROUND OF THE INVENTION

TGF β (Transforming Growth Factor β) is a member of a large family of dimeric polypeptide growth factors that includes, for example, activins, inhibins, bone morphogenetic proteins (BMPs), growth and differentiation factors (GDFs) and mullerian inhibiting substance (MIS). TGF β exists in three isoforms (TGF β 1, TGF β 2, and TGF β 3) and is present in most cells, along with its receptors. Each isoform is expressed in both a tissue-specific and developmentally regulated fashion. Each TGF β isoform is synthesized as a precursor protein that is cleaved intracellularly into a C-terminal region (latency associated peptide (LAP)) and an N-terminal region known as mature or active TGF β . LAP is typically non-covalently associated with mature TGF β prior to secretion from the cell. The LAP- TGF β complex cannot bind to the TGF β receptors and is not biologically active. TGF β is generally released (and activated) from the complex by a variety of mechanisms including, for example, interaction with thrombospondin-1 or plasmin.

Following activation, TGF β binds at high affinity to the type II receptor (TGF β RII), a constitutively active serine/threonine kinase. The ligand-bound type II receptor phosphorylates the TGF β type I receptor (Alk 5) in a glycine/serine rich domain, which allows the type I receptor to recruit and phosphorylate downstream signaling molecules, Smad2 or Smad3. See, e.g., Huse, M. et al., *Mol. Cell.* 8: 671-682 (2001). Phosphorylated Smad2 or Smad3 can then complex with Smad4, and the entire hetero-Smad complex translocates to the nucleus and regulates transcription of various TGF β -responsive genes. See, e.g., Massagué, J. *Ann. Rev. Biochem. Med.* 67: 773 (1998).

Activins are also members of the TGF β superfamily, which are distinct from TGF β in that they are homo- or heterodimers of activin β a or β b. Activins signal in a manner similar to TGF β , that is, by binding to a constitutive serine-threonine receptor kinase, activin type II receptor (ActRIIB), and activating a type I serine-threonine receptor, Alk 4, to phosphorylate Smad2 or Smad3. The consequent formation of a hetero-Smad complex with Smad4 also results in the activin-induced regulation of gene transcription.

Indeed, TGF β and related factors such as activin regulate a large array of cellular processes, e.g., cell cycle arrest in epithelial and hematopoietic cells, control of

-2-

mesenchymal cell proliferation and differentiation, inflammatory cell recruitment, immunosuppression, wound healing, and extracellular matrix production. See, e.g., Massagué, J. *Ann. Rev. Cell. Biol.* 6: 594-641 (1990); Roberts, A. B. and Sporn M. B. *Peptide Growth Factors and Their Receptors*, 95: 419-472 Berlin: Springer-Verlag (1990); Roberts, A. B. and Sporn M. B. *Growth Factors* 8:1-9 (1993); and Alexandrow, M. G., Moses, H. L. *Cancer Res.* 55: 1452-1457 (1995). Hyperactivity of TGF β signaling pathway underlies many human disorders (e.g., excess deposition of extracellular matrix, an abnormally high level of inflammatory responses, fibrotic disorders, and progressive cancers). Similarly, activin signaling and overexpression of activin is linked to pathological disorders that involve extracellular matrix accumulation and fibrosis (see, e.g., Matsuse, T. et al., *Am. J. Respir. Cell Mol. Biol.* 13: 17-24 (1995); Inoue, S. et al., *Biochem. Biophys. Res. Comm.* 205: 441-448 (1994); Matsuse, T. et al, *Am. J. Pathol.* 148: 707-713 (1996); De Bleser et al., *Hepatology* 26: 905-912 (1997); Pawlowski, J.E., et al., *J. Clin. Invest.* 100: 639-648 (1997); Sugiyama, M. et al., *Gastroenterology* 114: 550-558 (1998); Munz, B. et al., *EMBO J.* 18: 5205-5215 (1999)), inflammatory responses (see, e.g., Rosendahl, A. et al., *Am. J. Respir. Cell Mol. Biol.* 25: 60-68 (2001)), cachexia or wasting (see Matzuk, M. M. et al., *Proc. Nat. Acad. Sci. USA* 91: 8817-8821 (1994); Coerver, K.A. et al, *Mol. Endocrinol.* 10: 534-543 (1996); Cipriano, S.C. et al. *Endocrinology* 141: 2319-27 (2000)), diseases of or pathological responses in the central nervous system (see Logan, A. et al. *Eur. J. Neurosci.* 11: 2367-2374 (1999); Logan, A. et al. *Exp. Neurol.* 159: 504-510 (1999); Masliah, E. et al., *Neurochem. Int.* 39: 393-400 (2001); De Groot, C. J. A. et al, *J. Neuropathol. Exp. Neurol.* 58: 174-187 (1999), John, G. R. et al, *Nat Med.* 8: 1115-21 (2002)) and hypertension (see Dahly, A. J. et al., *Am. J. Physiol. Regul. Integr. Comp. Physiol.* 283: R757-67 (2002)). Studies have shown that TGF β and activin can act synergistically to induce extracellular matrix production (see, e.g., Sugiyama, M. et al., *Gastroenterology* 114: 550-558, (1998)). It is therefore desirable to develop modulators (e.g., antagonists) to members of the TGF β family to prevent and/or treat disorders involving this signaling pathway.

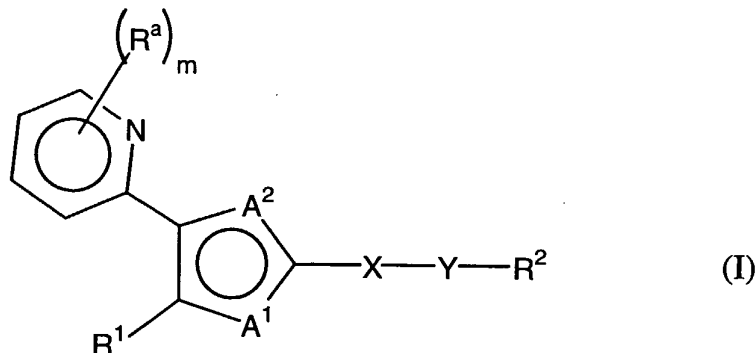
SUMMARY OF THE INVENTION

The invention is based on the discovery that compounds of formula (I) are unexpectedly potent antagonists of the TGF β family type I receptors, Alk5 and/or Alk 4.

-3-

Thus, compounds of formula (I) can be employed in the prevention and/or treatment of diseases such as fibrosis (e.g., renal fibrosis, pulmonary fibrosis, and hepatic fibrosis), progressive cancers, or other diseases for which reduction of TGF β family signaling activity is desirable.

5 In one aspect, the invention features a compound of formula I:



R^1 can be aryl, heteroaryl, aralkyl, or heteroaralkyl. Each R^a can be independently alkyl, alkenyl, alkynyl, alkoxy, acyl, halo, hydroxy, amino, nitro, oxo, thioxo, cyano, guanidino, amidino, carboxy, sulfo, mercapto, alkylsulfanyl, alkylsulfinyl, alkylsulfonyl, aminocarbonyl, alkylcarbonylamino, alkylsulfonylamino, alkoxy carbonyl, alkylcarbonyloxy, urea, thiourea, sulfamoyl, sulfamide, carbamoyl, cycloalkyl, cycloalkyloxy, cycloalkylsulfanyl, heterocycloalkyl, heterocycloalkyloxy, heterocycloalkylsulfanyl, aryl, aryloxy, arylsulfanyl, aroyl, heteroaryl, heteroaryloxy, heteroaryl sulfanyl, or heteroaroyl. X can be cycloalkyl or heterocycloalkyl. Y can be a bond, -C(O)-, -C(O)-O-, -O-C(O)-, -S(O)_p-O-, -O-S(O)_p-, -C(O)-N(R^b)-, -N(R^b)-C(O)-, -O-C(O)-N(R^b)-, -N(R^b)-C(O)-O-, -O-S(O)_p-N(R^b)-, -N(R^b)-S(O)_p-O-, -N(R^b)-C(O)-N(R^c)-, -N(R^b)-S(O)_p-N(R^c)-, -C(O)-N(R^b)-S(O)_p-, -S(O)_p-N(R^b)-C(O)-, -C(O)-N(R^b)-S(O)_p-N(R^c)-, -C(O)-O-S(O)_p-N(R^b)-, -N(R^b)-S(O)_p-N(R^c)-C(O)-, -N(R^b)-S(O)_p-O-C(O)-, -S(O)_p-N(R^b)-, -N(R^b)-S(O)_p-, -N(R^b)-, -S(O)_p-, -O-, -S-, or -(C(R^b)(R^c))_q-, wherein each of R^b and R^c is independently hydrogen, hydroxy, alkyl, alkoxy, amino, aryl, aralkyl, heterocycloalkyl, heteroaryl, or heteroaralkyl. p can be 1 or 2, and q can be 1-4. R² can be hydrogen, alkyl, alkenyl, alkynyl, cycloalkyl, (cycloalkyl)alkyl, cycloalkenyl, (cycloalkenyl)alkyl, aryl, aralkyl, arylalkenyl, heterocycloalkyl, (heterocycloalkyl)alkyl, heterocycloalkenyl, (heterocycloalkenyl)alkyl, heteroaryl, heteroaralkyl, or (heteroaryl)alkenyl. Each of A¹ and A², independently, can be O, S, N, or NR^b; provided

10
15
20
25

-4-

that at least one of A^1 and A^2 can be N. m can be 0, 1, 2, or 3, i.e., the 2-pyridyl ring can be unsubstituted or substituted with 1-3 R^a groups. Note that when $m \geq 2$, two adjacent R^a groups can join together to form a 4- to 8-membered optionally substituted cyclic moiety. That is, the 2-pyridyl ring can fuse with a cyclic moiety to form a moiety, e.g., 7H-
 5 [2]pyrindinyl, 6,7-dihydro-5H-[1]pyrindinyl, 5,6,7,8-tetrahydro-quinolinyl, 5,7-dihydro-furo[3,4-b]pyridinyl, or 3,4-dihydro-1H-thiopyrano[4,3-c]pyridinyl, that can be optionally substituted with one or more substituents such as alkyl (including carboxyalkyl, hydroxyalkyl, and haloalkyl such as trifluoromethyl), alkenyl, alkynyl, cycloalkyl, heterocycloalkyl, alkoxy, aryl, heteroaryl, aryloxy, heteroaryloxy, aroyl, heteroaroyl,
 10 amino, nitro, carboxy, alkoxycarbonyl, alkylcarbonyloxy, aminocarbonyl, alkylcarbonylamino, cyano, halo, hydroxy, acyl, mercapto, alkylthio, sulfoxy, sulfamoyl, oxo, or carbamoyl.

In an embodiment, X can be a 4- to 8-membered monocyclic cycloalkyl or heterocycloalkyl, or X can be a 4- to 8-membered bicyclic cycloalkyl or heterocycloalkyl.
 15 For example, X can be cyclohexyl, cyclopentyl, piperidinyl, piperazinyl, pyrrolidinyl, tetrahydrofuran, bicyclo[2.2.1]heptane, bicyclo[2.2.2]octane, bicyclo[3.2.1]octane, 2-oxa-bicyclo[2.2.2]octane, 2-aza-bicyclo[2.2.2]octane, 3-aza-bicyclo[3.2.1]octane, or 1-aza-bicyclo[2.2.2]octane.

In an embodiment, X can be piperidinyl, piperazinyl, or pyrrolidinyl; each of which
 20 can be bonded to moiety Y via its nitrogen ring atom; and Y can be a bond, $-C(O)O-$, $-C(O)-N(R^b)-$, $-S(O)_2-$, or $-S(O)_2-N(R^b)-$, wherein R^b can be hydrogen or C_{1-4} alkyl.

In an embodiment, X can be cyclohexyl, cyclopentyl, or bicyclo[2.2.2]octane; and Y can be $-N(R^b)-C(O)-$, $-N(R^b)-S(O)_2-$, $-C(O)-$, $-C(O)-O-$, $-O-C(O)-$, $-C(O)-N(R^b)-$, $-S(O)_p-$,
 25 $-O-$, $-S(O)_2-N(R^b)-$, $-N(R^b)-$, $-N(R^b)-C(O)-O-$, $-N(R^b)-C(O)-N(R^c)-$, $-C(O)-N(R^b)-S(O)_p-N(R^c)-$, or $-C(O)-O-S(O)_p-N(R^b)-$. Each of R^b , R^c , and p has been defined above.

In an embodiment, Y can be $-N(R^b)-C(O)-$, $-N(R^b)-S(O)_2-$, $-C(O)-$, $-C(O)-O-$, $-O-C(O)-$, $-C(O)-N(R^b)-$, $-S(O)_p-$, $-O-$, $-S(O)_2-N(R^b)-$, $-N(R^b)-$, $-N(R^b)-C(O)-O-$, $-N(R^b)-C(O)-N(R^c)-$, $-C(O)-N(R^b)-S(O)_p-N(R^c)-$, or $-C(O)-O-S(O)_p-N(R^b)-$. Each of R^b , R^c , and p has
 30 been defined above.

-5-

In an embodiment, R^2 can be hydrogen, C_{1-6} alkyl (e.g., methyl, ethyl, n-butyl, or t-butyl), aryl (e.g., phenyl), heteroaryl (e.g., pyridyl), aryl- C_{1-4} alkyl (e.g., benzyl), or heteroaryl- C_{1-4} alkyl (e.g., pyridylmethyl). In an embodiment, R^2 can be C_{1-4} alkyl, phenyl, pyridyl, imidazolyl, furanyl, thienyl, triazolyl, tetrazolyl, benzyl, phenylethyl, benzimidazolyl, benzothiazolyl, naphthylmethyl, naphthylethyl, or $-C_{1-2}$ alkyl-pyridyl (i.e., pyridyl- C_{1-2} alkyl); each of the which can be independently optionally substituted with one or more substituents selected from the group consisting of fluoro, chloro, trifluoromethyl, methyl, ethyl, aminocarbonyl, alkylcarbonylamino, sulfamoyl, alkoxy carbonyl, and alkylcarbonyloxy.

In an embodiment, R^1 can be aryl or heteroaryl, e.g., wherein R^1 can be a substituted phenyl, an optionally substituted indanyl, or an optionally substituted heteroaryl selected from the group consisting of benzo[1,3]dioxolyl, benzo[*b*]thiophenyl, benzo-oxadiazolyl, benzothiadiazolyl, benzoimidazolyl, benzooxazolyl, benzothiazolyl, 2-oxo-benzooxazolyl, pyridyl, pyrimidinyl, 2,3-dihydro-benzo[1,4]dioxyl, 2,3-dihydro-benzofuryl, 2,3-dihydro-benzo[*b*]thiophenyl, 3,4-dihydro-benzo[1,4]oxazinyl, 3-oxo-benzo[1,4]oxazinyl, 1,1-dioxo-2,3-dihydro-benzo[*b*]thiophenyl, [1,2,4]triazolo[1,5-*a*]pyridyl, [1,2,4]triazolo[4,3-*a*]pyridyl, quinolinyl, quinoxalinyl, quinazolinyl, isoquinolinyl, and cinnolinyl.

In an embodiment, *m* can be 0-2.

In an embodiment, R^a can be C_{1-4} alkyl, C_{1-4} alkoxy, C_{1-4} alkylthio, halo, amino, oxo, aminocarbonyl, or alkoxy carbonyl. In one embodiment, R^a can be substituted at the 6-position.

In an embodiment, A^1 can be N and A^2 can be NR^b , or A^1 can be NR^b and A^2 can be N; wherein R^b can be hydrogen or C_{1-4} alkyl.

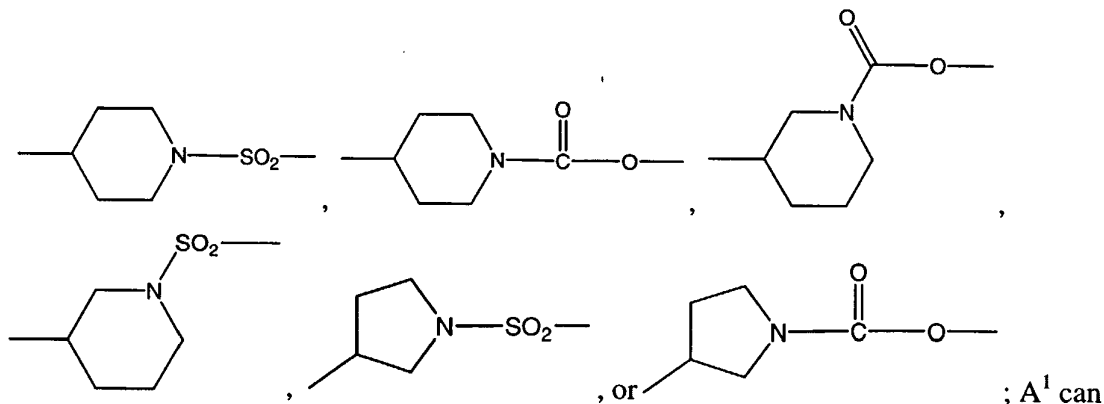
In an embodiment, *m* can be 0-2; R^1 can be aryl or heteroaryl; R^2 can be hydrogen, C_{1-6} alkyl, aryl, heteroaryl, $-C_{1-4}$ alkyl-aryl, or $-C_{1-4}$ alkyl-heteroaryl; X can be a 4- to 8-membered monocyclic or bicyclic cycloalkyl or heterocycloalkyl (e.g., piperidinyl, piperazinyl, pyrrolidinyl, tetrahydrofuran, cyclohexyl, cyclopentyl, bicyclo[2.2.1]heptane, bicyclo[2.2.2]octane, bicyclo[3.2.1]octane, 2-oxa-bicyclo[2.2.2]octane, 2-aza-bicyclo[2.2.2]octane, 3-aza-bicyclo[3.2.1]octane, or 1-aza-bicyclo[2.2.2]octane); and Y can be $-N(R^b)-C(O)-$, $-N(R^b)-S(O)_2-$, $-C(O)-$, $-C(O)-O-$, $-O-C(O)-$, $-C(O)-N(R^b)-$, $-S(O)_p-$, -

-6-

O-, $-S(O)_2-N(R^b)-$, $-N(R^b)-$, $-N(R^b)-C(O)-O-$, $-N(R^b)-C(O)-N(R^c)-$, $-C(O)-N(R^b)-S(O)_p-$, $N(R^c)-$, or $-C(O)-O-S(O)_p-N(R^b)-$.

In an embodiment, m can be 0-2; R^1 can be aryl (e.g., substituted phenyl) or heteroaryl; R^2 can be hydrogen, C_{1-6} alkyl (e.g., C_{1-4} alkyl), aryl, heteroaryl, $-C_{1-4}$ alkyl-aryl (e.g., benzyl), or $-C_{1-4}$ alkyl-heteroaryl (e.g., pyridylmethyl); X can be cyclohexyl, cyclopentyl, or bicyclo[2.2.2]octane; and Y can be $-N(R^b)-C(O)-$, $-N(R^b)-S(O)_2-$, $-C(O)-$, $-C(O)-O-$, $-O-C(O)-$, $-C(O)-N(R^b)-$, $-S(O)_p-$, $-O-$, $-S(O)_2-N(R^b)-$, $-N(R^b)-$, $-N(R^b)-C(O)-O-$, or $-N(R^b)-C(O)-N(R^c)-$, $-C(O)-N(R^b)-S(O)_p-N(R^c)-$, or $-C(O)-O-S(O)_p-N(R^b)-$, wherein each of R^b and R^c can independently be hydrogen or C_{1-4} alkyl; A^1 can be N and A^2 can be NH, or A^1 can be NH and A^2 can be N; m can be 1; and R^a can be substituted at the 6-position. For compounds of formula (I) wherein m is 1, R^a can be generally substituted at the 6-position.

In an embodiment, m can be 0-2; R^1 can be aryl (e.g., substituted phenyl) or heteroaryl; R^2 can be hydrogen, C_{1-6} alkyl (e.g., C_{1-4} alkyl), aryl, heteroaryl, $-C_{1-4}$ alkyl-aryl (e.g., benzyl), or $-C_{1-4}$ alkyl-heteroaryl (e.g., pyridylmethyl); $-X-Y-$ can be



be N and A^2 can be NH, or A^1 can be NH and A^2 can be N; m can be 1; and R^a can be substituted at the 6-position.

Some examples of a compound of formula (I) are shown in Examples 5-215 below.

An *N*-oxide derivative or a pharmaceutically acceptable salt of each of the compounds of formula (I) is also within the scope of this invention. For example, a nitrogen ring atom of the imidazole core ring or a nitrogen-containing heterocyclyl substituent can form an oxide in the presence of a suitable oxidizing agent such as *m*-chloroperbenzoic acid or H_2O_2 .

-7-

A compound of formula (I) that is acidic in nature (e.g., having a carboxyl or phenolic hydroxyl group) can form a pharmaceutically acceptable salt such as a sodium, potassium, calcium, or gold salt. Also within the scope of the invention are salts formed with pharmaceutically acceptable amines such as ammonia, alkyl amines, hydroxyalkylamines, and N-methylglycamine. A compound of formula (I) can be treated with an acid to form acid addition salts. Examples of such acids include hydrochloric acid, hydrobromic acid, hydroiodic acid, sulfuric acid, methanesulfonic acid, phosphoric acid, *p*-bromophenyl-sulfonic acid, carbonic acid, succinic acid, citric acid, benzoic acid, oxalic acid, malonic acid, salicylic acid, malic acid, fumaric acid, ascorbic acid, maleic acid, acetic acid, and other mineral and organic acids well known to those skilled in the art. The acid addition salts can be prepared by treating a compound of formula (I) in its free base form with a sufficient amount of an acid (e.g., hydrochloric acid) to produce an acid addition salt (e.g., a hydrochloride salt). The acid addition salt can be converted back to its free base form by treating the salt with a suitable dilute aqueous basic solution (e.g., sodium hydroxide, sodium bicarbonate, potassium carbonate, or ammonia). Compounds of formula (I) can also be, e.g., in a form of achiral compounds, racemic mixtures, optically active compounds, pure diastereomers, or a mixture of diastereomers.

Compounds of formula (I) exhibit surprisingly high affinity to the TGF β family type I receptors, Alk 5 and/or Alk 4, e.g., with IC₅₀ and K_i values of less than 10 μ M under conditions as described below in Examples 215 and 217, respectively. Some compounds of formula (I) exhibit IC₅₀ and K_i values of less than 1 μ M (such as below 50 nM).

Compounds of formula (I) can also be modified by appending appropriate functionalities to enhance selective biological properties. Such modifications are known in the art and include those that increase biological penetration into a given biological system (e.g., blood, lymphatic system, central nervous system), increase oral availability, increase solubility to allow administration by injection, alter metabolism, and/or alter rate of excretion. Examples of these modifications include, but are not limited to, esterification with polyethylene glycols, derivatization with pivulates or fatty acid substituents, conversion to carbamates, hydroxylation of aromatic rings, and heteroatom-substitution in aromatic rings.

-8-

The present invention also features a pharmaceutical composition comprising a compound of formula (I) (or a combination of two or more compounds of formula (I)) and at least one pharmaceutically acceptable carrier. Also included in the present invention is a medicament composition including any of the compounds of formula (I), alone or in a combination, together with a suitable excipient.

The invention also features a method of inhibiting the TGF β family type I receptors, Alk 5 and/or Alk 4 (e.g., with an IC₅₀ value of less than 10 μ M; such as, less than 1 μ M; and for example, less than 5 nM) in a cell, including the step of contacting the cell with an effective amount of one or more compounds of formula (I). Also within the scope of the invention is a method of inhibiting the TGF β and/or activin signaling pathway in a cell or in a subject (e.g., a mammal such as a human), including the step of contacting the cell with or administering to the subject an effective amount of one or more of the compounds of formula (I).

Also within the scope of the present invention is a method of treating a subject or preventing a subject from suffering a condition characterized by or resulting from an elevated level of TGF β and/or activin activity. The method includes the step of administering to the subject an effective amount of one or more of the compounds of formula (I). The conditions include, for example, an accumulation of excess extracellular matrix; a fibrotic condition (e.g., glomerulonephritis, diabetic nephropathy, hypertensive nephropathy, lupus nephropathy or nephritis, hepatitis-induced cirrhosis, biliary fibrosis, scleroderma, pulmonary fibrosis, post-infarction cardiac fibrosis, fibrosclerosis, fibrotic cancers, fibroids, fibroma, fibroadenomas, or fibrosarcomas); TGF β -induced metastasis of tumor cells; and carcinomas (e.g, carcinomas of the lung, breast, liver, biliary tract, gastrointestinal tract, head and neck, pancreas, prostate, cervix as well as multiple myeloma, melanoma, glioma, or glioblastomas).

As used herein, an "alkyl" group refers to a saturated aliphatic hydrocarbon group containing 1-8 (e.g., 1-6 or 1-4) carbon atoms. An alkyl group can be straight or branched. Examples of an alkyl group include, but are not limited to, methyl, ethyl, propyl, isopropyl, butyl, isobutyl, sec-butyl, tert-butyl, n-pentyl, n-heptyl, and 2-ethylhexyl. An alkyl group can be optionally substituted with one or more substituents such as alkoxy, cycloalkoxy, heterocycloalkoxy, aryloxy, heteroaryloxy, aralkyloxy, heteroarylalkoxy, amino, nitro,

carboxy, cyano, halo, hydroxy, sulfo, mercapto, alkylsulfanyl, alkylsulfinyl, alkylsulfonyl, aminocarbonyl, alkylcarbonylamino, cycloalkylcarbonylamino, cycloalkyl-alkylcarbonylamino, arylcarbonylamino, aralkylcarbonylamino, heterocycloalkyl-carbonylamino, heterocycloalkyl-alkylcarbonylamino, heteroarylcarbonylamino, heteroaralkylcarbonylamino, urea, thiourea, sulfamoyl, sulfamide, alkoxy carbonyl, or alkylcarbonyloxy.

As used herein, an "alkenyl" group refers to an aliphatic carbon group that contains 2-8 (e.g., 2-6 or 2-4) carbon atoms and at least one double bond. Like an alkyl group, an alkenyl group can be straight or branched. Examples of an alkenyl group include, but are not limited to, allyl, isoprenyl, 2-butenyl, and 2-hexenyl. An alkenyl group can be optionally substituted with one or more substituents such as alkoxy, cycloalkyloxy, heterocycloalkyloxy, aryloxy, heteroaryloxy, aralkyloxy, heteroarylalkoxy, amino, nitro, carboxy, cyano, halo, hydroxy, sulfo, mercapto, alkylsulfanyl, alkylsulfinyl, alkylsulfonyl, aminocarbonyl, alkylcarbonylamino, cycloalkylcarbonylamino, cycloalkyl-alkylcarbonylamino, arylcarbonylamino, aralkylcarbonylamino, heterocycloalkyl-carbonylamino, heterocycloalkyl-alkylcarbonylamino, heteroarylcarbonylamino, heteroaralkylcarbonylamino, urea, thiourea, sulfamoyl, sulfamide, alkoxy carbonyl, or alkylcarbonyloxy.

As used herein, an "alkynyl" group refers to an aliphatic carbon group that contains 2-8 (e.g., 2-6 or 2-4) carbon atoms and has at least one triple bond. An alkynyl group can be straight or branched. Examples of an alkynyl group include, but are not limited to, propargyl and butynyl. An alkynyl group can be optionally substituted with one or more substituents such as alkoxy, cycloalkyloxy, heterocycloalkyloxy, aryloxy, heteroaryloxy, aralkyloxy, heteroarylalkoxy, amino, nitro, carboxy, cyano, halo, hydroxy, sulfo, mercapto, alkylsulfanyl, alkylsulfinyl, alkylsulfonyl, aminocarbonyl, alkylcarbonylamino, cycloalkylcarbonylamino, cycloalkyl-alkylcarbonylamino, arylcarbonylamino, aralkylcarbonylamino, heterocycloalkyl-carbonylamino, heterocycloalkyl-alkylcarbonylamino, heteroarylcarbonylamino, heteroaralkylcarbonylamino, urea, thiourea, sulfamoyl, sulfamide, alkoxy carbonyl, or alkylcarbonyloxy.

As used herein, an "amino" group refers to $-NR^X R^Y$ wherein each of R^X and R^Y is independently hydrogen, alkyl, cycloalkyl, (cycloalkyl)alkyl, aryl, aralkyl,

-10-

heterocycloalkyl, (heterocycloalkyl)alkyl, heteroaryl, or heteroaralkyl. When the term “amino” is not the terminal group (e.g., alkylcarbonylamino), it is represented by $-NR^X$. R^X has the same meaning as defined above.

As used herein, an “aryl” group refers to phenyl, naphthyl, or a benzofused group having 2 to 3 rings. For example, a benzofused group includes phenyl fused with one or two C_{4-8} carbocyclic moieties, e.g., 1, 2, 3, 4-tetrahydronaphthyl, indanyl, or fluorenyl. An aryl is optionally substituted with one or more substituents such as alkyl (including carboxyalkyl, hydroxyalkyl, and haloalkyl such as trifluoromethyl), alkenyl, alkynyl, cycloalkyl, (cycloalkyl)alkyl, heterocycloalkyl, (heterocycloalkyl)alkyl, aryl, heteroaryl, alkoxy, cycloalkyloxy, heterocycloalkyloxy, aryloxy, heteroaryloxy, aralkyloxy, heteroaralkyloxy, aroyl, heteroaroyl, amino, nitro, carboxy, alkoxy carbonyl, alkylcarbonyloxy, aminocarbonyl, alkylcarbonylamino, cycloalkylcarbonylamino, (cycloalkyl)alkylcarbonylamino, arylcarbonylamino, aralkylcarbonylamino, (heterocycloalkyl)carbonylamino, (heterocycloalkyl)alkylcarbonylamino, heteroarylcarbonylamino, heteroaralkylcarbonylamino, cyano, halo, hydroxy, acyl, mercapto, alkylsulfanyl, sulfoxy, urea, thiourea, sulfamoyl, sulfamide, oxo, or carbamoyl.

As used herein, an “aralkyl” group refers to an alkyl group (e.g., a C_{1-4} alkyl group) that is substituted with an aryl group. Both “alkyl” and “aryl” have been defined above. An example of an aralkyl group is benzyl.

As used herein, a “cycloalkyl” group refers to an aliphatic carbocyclic ring of 3-10 (e.g., 4-8) carbon atoms. Examples of cycloalkyl groups include cyclopropyl, cyclopentyl, cyclohexyl, cycloheptyl, adamantyl, norbornyl, cubyl, octahydro-indenyl, decahydro-naphthyl, bicyclo[3.2.1]octyl, bicyclo[2.2.2]octyl, bicyclo[3.3.1]nonyl, and bicyclo[3.2.3]nonyl. A “cycloalkenyl” group, as used herein, refers to a non-aromatic carbocyclic ring of 3-10 (e.g., 4-8) carbon atoms having one or more double bond. Examples of cycloalkenyl groups include cyclopentenyl, 1,4-cyclohexa-di-enyl, cycloheptenyl, cyclooctenyl, hexahydro-indenyl, octahydro-naphthyl, bicyclo[2.2.2]octenyl, and bicyclo[3.3.1]nonenyl. A cycloalkyl or cycloalkenyl group can be optionally substituted with one or more substituents such as alkyl (including carboxyalkyl, hydroxyalkyl, and haloalkyl such as trifluoromethyl), alkenyl, alkynyl, cycloalkyl, (cycloalkyl)alkyl, heterocycloalkyl, (heterocycloalkyl)alkyl, aryl, heteroaryl,

-11-

alkoxy, cycloalkoxy, heterocycloalkoxy, aryloxy, heteroaryloxy, aralkyloxy, heteroaralkyloxy, aroyl, heteroaroyl, amino, nitro, carboxy, alkoxy-carbonyl, alkylcarbonyloxy, aminocarbonyl, alkylcarbonylamino, cycloalkylcarbonylamino, (cycloalkyl)alkylcarbonylamino, arylcarbonylamino, aralkylcarbonylamino, 5 (heterocycloalkyl)carbonylamino, (heterocycloalkyl)alkylcarbonylamino, heteroarylcarbonylamino, heteroaralkylcarbonylamino, cyano, halo, hydroxy, acyl, mercapto, alkylsulfanyl, sulfoxy, urea, thiourea, sulfamoyl, sulfamide, oxo, or carbamoyl.

As used herein, a "heterocycloalkyl" group refers to a 3- to 10-membered (e.g., 4- to 8-membered) saturated ring structure, in which one or more of the ring atoms is a 10 heteroatom, e.g., N, O, or S. Examples of a heterocycloalkyl group include piperidinyl, piperazinyl, tetrahydropyranyl, tetrahydrofuryl, dioxolanyl, oxazolidinyl, isooxazolidinyl, morpholinyl, octahydro-benzofuryl, octahydro-chromenyl, octahydro-thiochromenyl, octahydro-indolyl, octahydro-pyrindinyl, decahydro-quinolinyl, octahydro-15 benzo[*b*]thiophenyl, 2-oxa-bicyclo[2.2.2]octyl, 1-aza-bicyclo[2.2.2]octyl, 3-aza-bicyclo[3.2.1]octyl, and 2,6-dioxa-tricyclo[3.3.1.0^{3,7}]nonyl. A "heterocycloalkenyl" group, as used herein, refers to a 3- to 10-membered (e.g., 4- to 8-membered) non-aromatic ring structure having one or more double bonds, and wherein one or more of the ring atoms is a heteroatom, e.g., N, O, or S. A heterocycloalkyl or heterocycloalkenyl group can be optionally substituted with one or more substituents such as alkyl (including carboxyalkyl, 20 hydroxyalkyl, and haloalkyl such as trifluoromethyl), alkenyl, alkynyl, cycloalkyl, (cycloalkyl)alkyl, heterocycloalkyl, (heterocycloalkyl)alkyl, aryl, heteroaryl, alkoxy, cycloalkoxy, heterocycloalkoxy, aryloxy, heteroaryloxy, aralkyloxy, heteroaralkyloxy, aroyl, heteroaroyl, amino, nitro, carboxy, alkoxy-carbonyl, alkylcarbonyloxy, aminocarbonyl, alkylcarbonylamino, cycloalkylcarbonylamino, (cycloalkyl)alkylcarbonylamino, arylcarbonylamino, aralkylcarbonylamino, 25 (heterocycloalkyl)carbonylamino, (heterocycloalkyl)alkylcarbonylamino, heteroarylcarbonylamino, heteroaralkylcarbonylamino, cyano, halo, hydroxy, acyl, mercapto, alkylsulfanyl, sulfoxy, urea, thiourea, sulfamoyl, sulfamide, oxo, or carbamoyl.

A "heteroaryl" group, as used herein, refers to a monocyclic, bicyclic, or tricyclic 30 ring structure having 5 to 15 ring atoms wherein one or more of the ring atoms is a heteroatom, e.g., N, O, or S and wherein one or more rings of the bicyclic or tricyclic ring

-12-

structure is aromatic. Some examples of heteroaryl are pyridyl, furyl, pyrrolyl, thienyl, thiazolyl, oxazolyl, imidazolyl, indolyl, tetrazolyl, benzofuryl, benzthiazolyl, xanthene, thioxanthene, phenothiazine, dihydroindole, and benzo[1,3]dioxole. A heteroaryl is optionally substituted with one or more substituents such as alkyl (including carboxyalkyl, hydroxyalkyl, and haloalkyl such as trifluoromethyl), alkenyl, alkynyl, cycloalkyl, (cycloalkyl)alkyl, heterocycloalkyl, (heterocycloalkyl)alkyl, aryl, heteroaryl, alkoxy, cycloalkoxy, heterocycloalkoxy, aryloxy, heteroaryloxy, aralkyloxy, heteroaralkyloxy, aroyl, heteroaroyl, amino, nitro, carboxy, alkoxycarbonyl, alkylcarbonyloxy, aminocarbonyl, alkylcarbonylamino, cycloalkylcarbonylamino, (cycloalkyl)alkylcarbonylamino, arylcarbonylamino, aralkylcarbonylamino, (heterocycloalkyl)carbonylamino, (heterocycloalkyl)alkylcarbonylamino, heteroarylcarbonylamino, heteroaralkylcarbonylamino, cyano, halo, hydroxy, acyl, mercapto, alkylsulfanyl, sulfoxy, urea, thiourea, sulfamoyl, sulfamide, oxo, or carbamoyl. A "heteroaralkyl" group, as used herein, refers to an alkyl group (e.g., a C₁₋₄ alkyl group) that is substituted with a heteroaryl group. Both "alkyl" and "heteroaryl" have been defined above.

As used herein, "cyclic moiety" includes cycloalkyl, heterocycloalkyl, cycloalkenyl, heterocycloalkenyl, aryl, or heteroaryl, each of which has been defined previously.

As used herein, an "acyl" group refers to a formyl group or alkyl-C(=O)- where "alkyl" has been defined previously. Acetyl and pivaloyl are examples of acyl groups.

As used herein, a "carbamoyl" group refers to a group having the structure -O-CO-NR^xR^y or -NR^x-CO-O-R^z wherein R^x and R^y have been defined above and R^z can be alkyl, aryl, aralkyl, heterocycloalkyl, heteroaryl, or heteroaralkyl.

As used herein, a "carboxy" and a "sulfo" group refer to -COOH and -SO₃H, respectively.

As used herein, an "alkoxy" group refers to an alkyl-O- group where "alkyl" has been defined previously.

As used herein, a "sulfoxy" group refers to -O-SO-R^x or -SO-O-R^x, where R^x has been defined above.

-13-

As used herein, a “halogen” or “halo” group refers to fluorine, chlorine, bromine or iodine.

As used herein, a “sulfamoyl” group refers to the structure $-S(O)_2-NR^X R^Y$ or $-NR^X -S(O)_2-R^Z$ wherein R^X , R^Y , and R^Z have been defined above.

5 As used herein, a “sulfamide” group refers to the structure $-NR^X -S(O)_2-NR^Y R^Z$ wherein R^X , R^Y , and R^Z have been defined above.

As used herein, a “urea” group refers to the structure $-NR^X-CO-NR^Y R^Z$ and a “thiourea” group refers to the structure $-NR^X-CS-NR^Y R^Z$. R^X , R^Y , and R^Z have been defined above.

10 As used herein, an effective amount is defined as the amount required to confer a therapeutic effect on the treated patient, and is typically determined based on age, surface area, weight, and condition of the patient. The interrelationship of dosages for animals and humans (based on milligrams per meter squared of body surface) is described by Freireich et al., *Cancer Chemother. Rep.*, 50: 219 (1966). Body surface area may be approximately
15 determined from height and weight of the patient. See, e.g., Scientific Tables, Geigy Pharmaceuticals, Ardsley, New York, 537 (1970). As used herein, “patient” refers to a mammal, including a human.

An antagonist, as used herein, is a molecule that binds to the receptor without activating the receptor. It competes with the endogenous ligand(s) or substrate(s) for
20 binding site(s) on the receptor and, thus inhibits the ability of the receptor to transduce an intracellular signal in response to endogenous ligand binding.

As compounds of formula (I) are antagonists of TGF β receptor type I (Alk5) and/or activin receptor type I (Alk4), these compounds are useful in inhibiting the consequences of TGF β and/or activin signal transduction such as the production of extracellular matrix
25 (e.g., collagen and fibronectin), the differentiation of stromal cells to myofibroblasts, and the stimulation of and migration of inflammatory cells. Thus, compounds of formula (I) inhibit pathological inflammatory and fibrotic responses and possess the therapeutic utility of treating and/or preventing disorders or diseases for which reduction of TGF β and/or activin activity is desirable (e.g., various types of fibrosis or progressive cancers). In
30 addition, the compounds of formula (I) are useful for studying and researching the role of TGF β receptor type I (Alk5) and/or activin receptor type I (Alk4), such as their role in

-14-

cellular processes, for example, signal transduction, production of extracellular matrix, the differentiation of stromal cells to myofibroblasts, and the stimulation of and migration of inflammatory cells.

Unless otherwise defined, all technical and scientific terms used herein have the same meaning as commonly understood by one of ordinary skill in the art to which this invention belongs. All publications, patent applications, patents, and other references mentioned herein are incorporated by reference in their entirety. In addition, the materials, methods, and examples are illustrative only and not intended to be limiting.

Other features and advantages of the invention will be apparent from the following detailed description, and from the claims.

DETAILED DESCRIPTION OF THE INVENTION

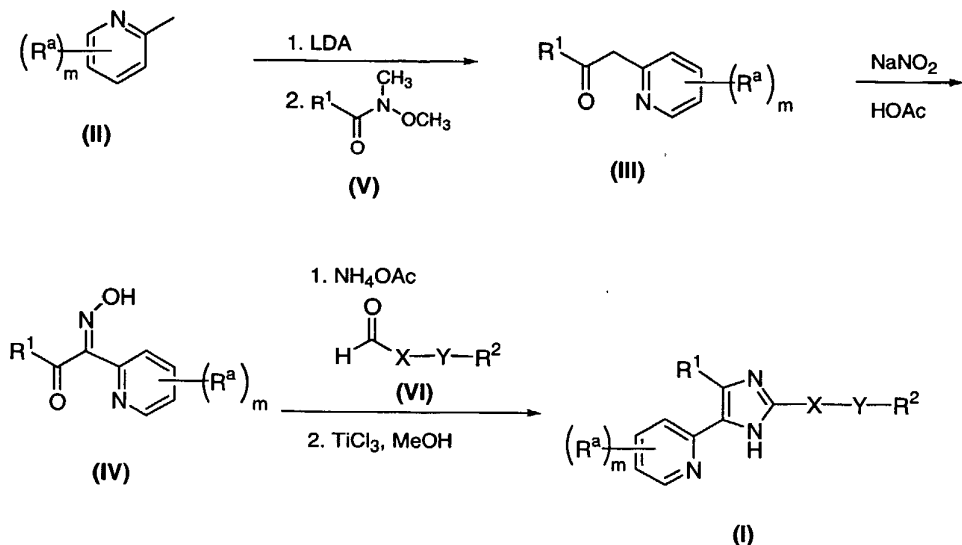
In general, the invention features compounds of formula (I), which exhibit surprisingly high affinity for the TGF β family type I receptors, Alk 5 and/or Alk 4.

Synthesis of the Compounds of formula (I)

Compounds of formula (I) may be prepared by a number of known methods from commercially available or known starting materials. In one method, compounds of formula (I) wherein A¹ is N and A² is NH, or A¹ is NH and A² is N are prepared according to Scheme 1a or Scheme 1b below. Specifically, in Scheme 1a, optionally substituted 2-methylpyridine (II) is deprotonated by LDA before reacting with R¹-substituted carboxylic acid methoxy-methyl-amide (V) to form an R¹-(6-methylpyridyl)-ketone (III). R¹ has been defined above. See Example 3B below. The methoxy-methyl-amide can be prepared by reacting a corresponding acid chloride (i.e., R¹-CO-Cl) with *N,O*-dimethylhydroxylamine hydrochloride. See Example 2 below. The R¹-(6-methylpyridyl)-ketone (III) can then be treated with sodium nitrite in acetic acid to afford an α -keto-oxime (IV), which can undergo further reaction with an appropriate substituted (and optionally protected) aldehyde (VI) in the presence of ammonium acetate to yield a compound of formula (I).

Scheme 1a

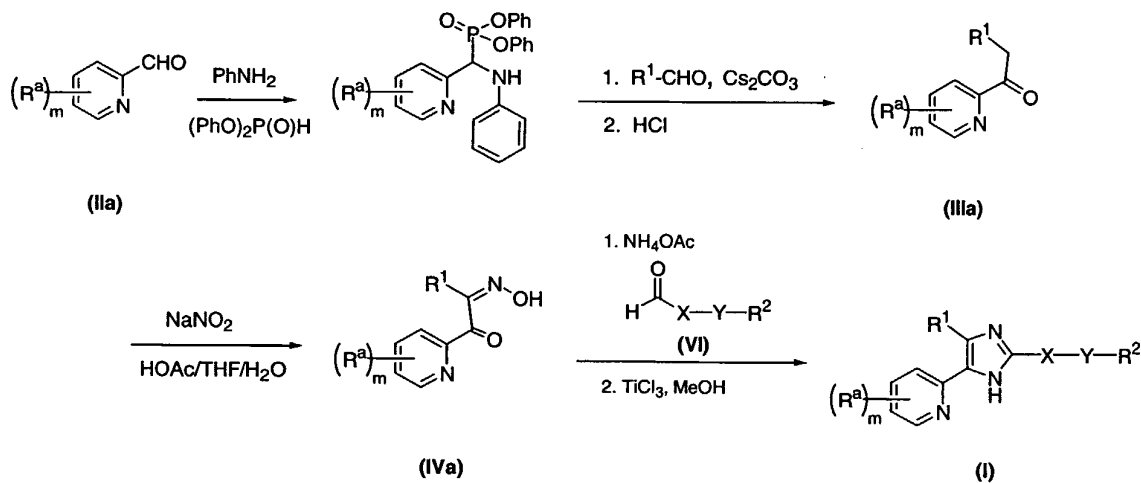
-15-



In another method, the above-described compounds of formula (I) can be prepared according to Scheme 1b below. Specifically, R^1 -substituted pyridine-2-carbaldehyde (IIa) is first reacted with aniline and diphenyl phosphite to form a resulting *N,P*-acetal, which can further couple with an R^1 -substituted aldehyde to produce an (R^1 -methyl)-pyridyl-ketone (IIIa). See, e.g., Journet et al., *Tetrahedron Lett.* 39:1717-1720 (1998) and Example 3C below. Treatment of the (R^1 -methyl)-pyridyl-ketone (IIIa) with sodium nitrite in acetic acid produces an α -keto-oxime (IVa), which can undergo reaction with an appropriate substituted (and optionally protected) aldehyde (VI) to yield a compound of formula (I) as described in Scheme 1a above.

Scheme 1b

-16-



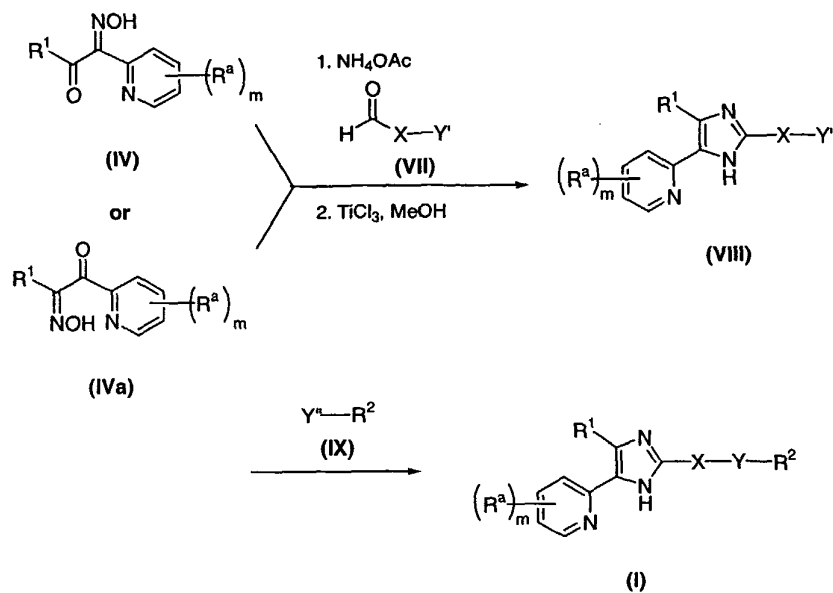
5 If compound (VI) is in its protected form, appropriate deprotecting agents can be applied to the resulting compound after the coupling reaction of compound (IV) or (IVa) and compound (VI) to yield a compound of formula (I). See, e.g., T. W. Greene, *Protective Groups in Organic Synthesis*, John Wiley & Sons, Inc., New York (1981), for suitable protecting groups.

10 Alternatively, a compound of formula (I) can be prepared by reacting intermediate (IV) or (IVa) with an aldehyde (VII) to yield a further intermediate (VIII), which can then react with compound (IX) to yield a compound of formula (I). Note that moieties Y' and Y'' are precursors of moiety Y. See Scheme 2 below. In addition, desired substitutions at R^a can be obtained by selecting, for example, the appropriate compound (IIa) intermediate. See, e.g., Example 3A below.

15

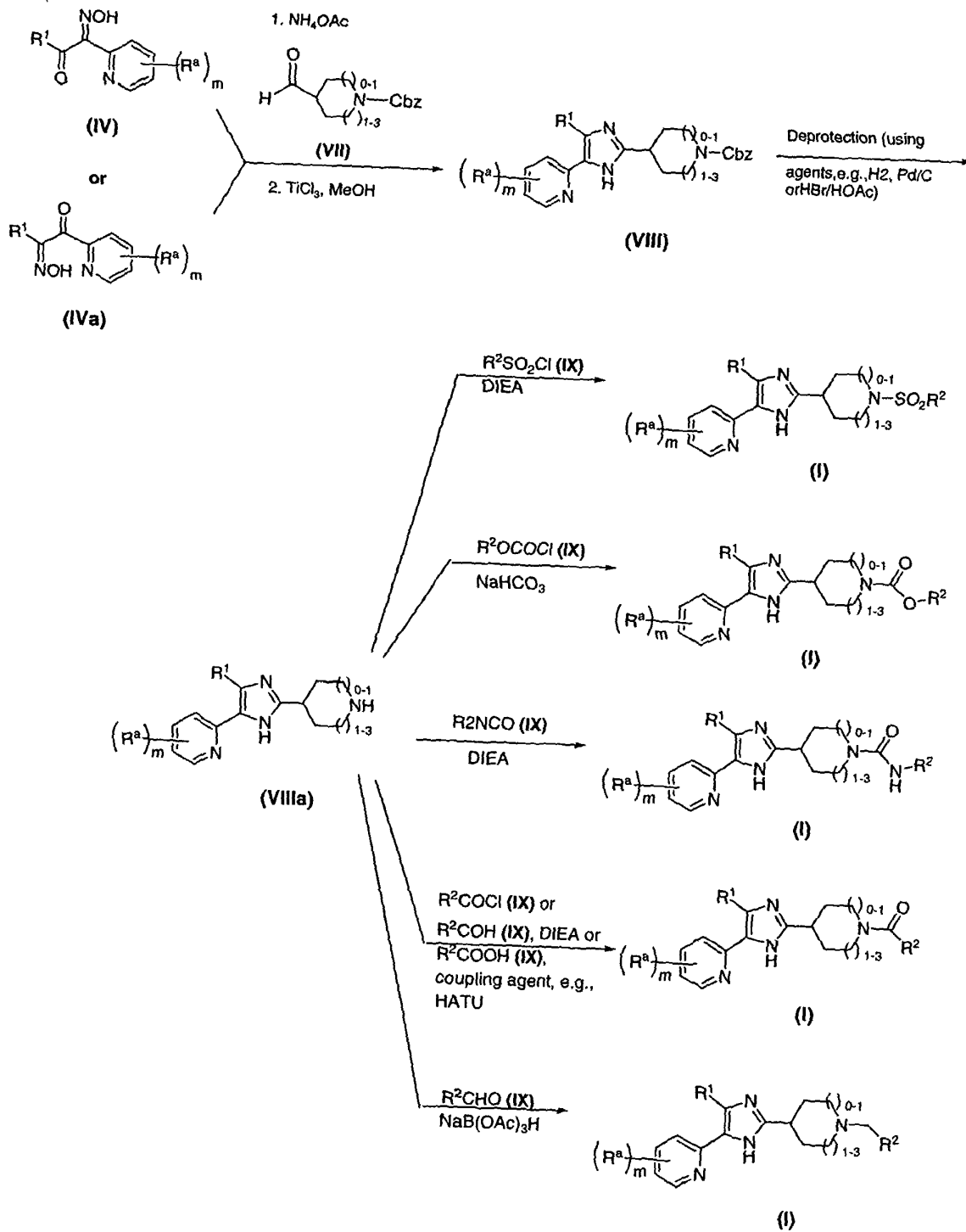
-17-

Scheme 2



In some embodiments, moiety X in compound (VII) is a nitrogen-containing heterocycloalkyl (e.g., piperidine). The nitrogen ring atom can be protected by a nitrogen protecting group (e.g., Cbz, Boc, or FMOC) before coupling to compound (IV) or (IVa) and deprotected afterwards (see first step of Scheme 3) to yield compound (VIIIa). This compound can further react with various compounds (IX) to produce a compound of formula (I). See second steps of Scheme 3 below. It should be noted that compound (VIII) or compound (VIIIa) can be a compound of formula (I) as well.

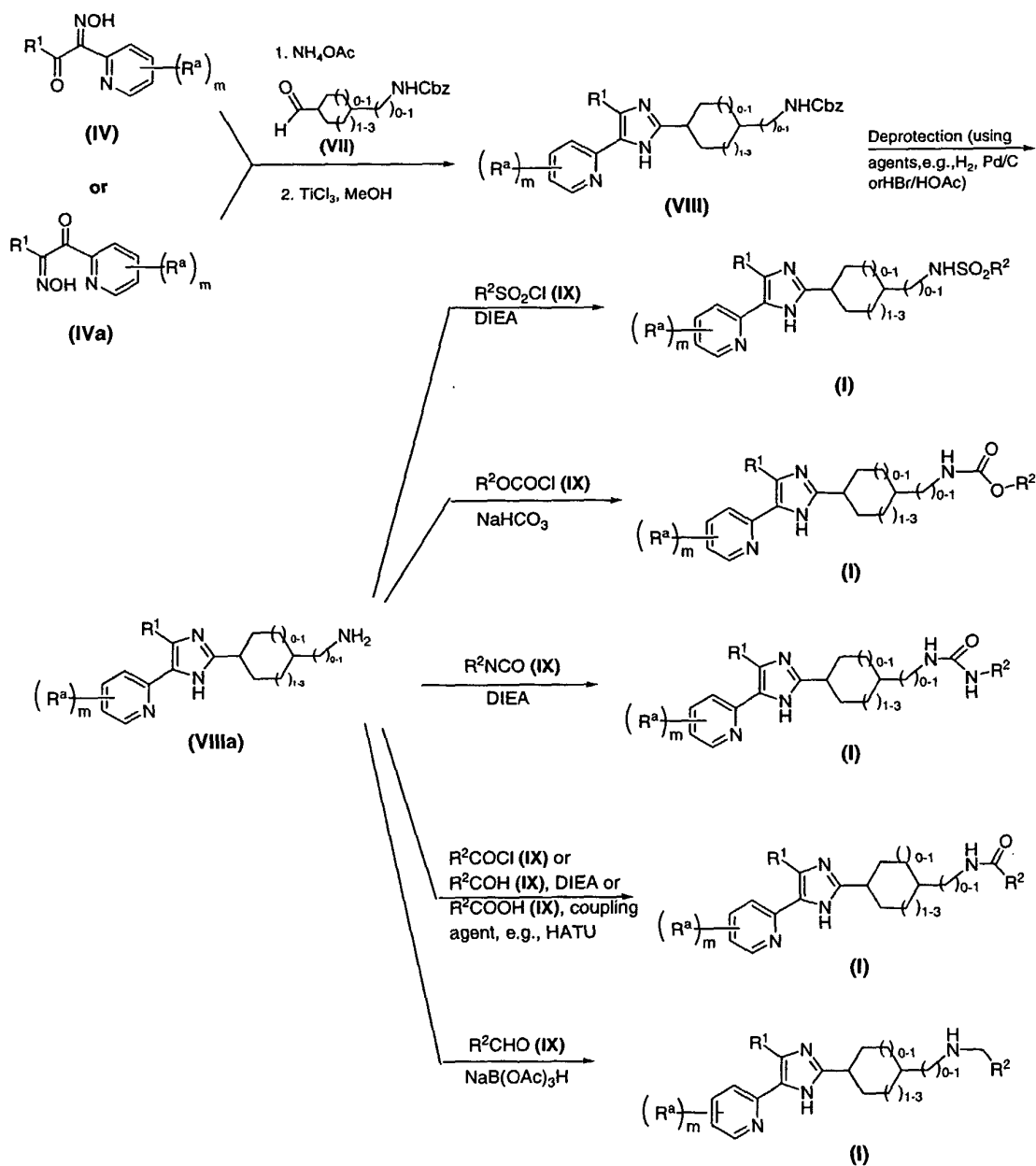
Scheme 3



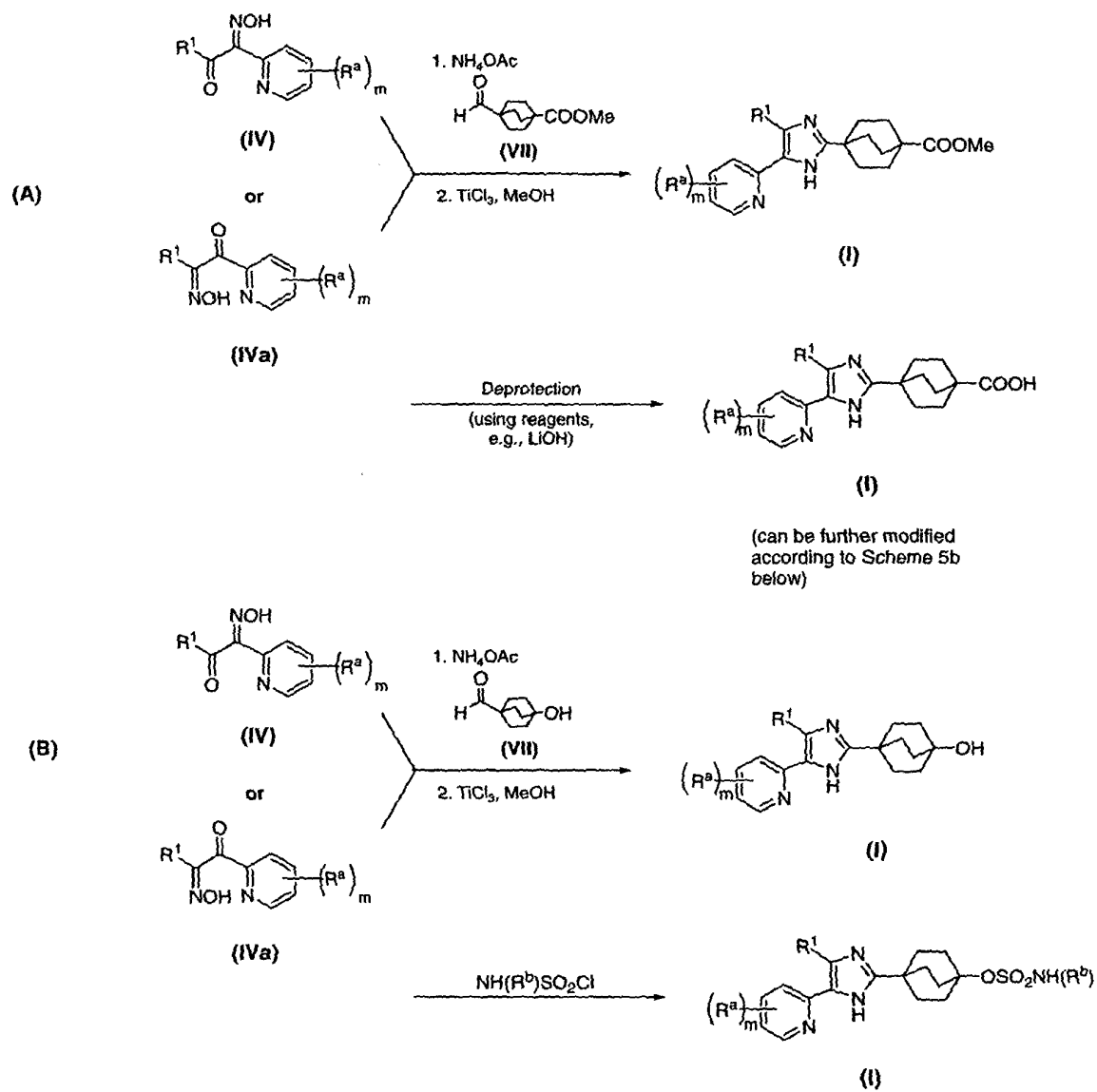
-19-

Similarly, when moiety X in compound (VII) is a cycloalkyl (e.g., cyclopentyl, cyclohexyl, or bicyclo[2.2.2]octane), it can be further functionalized to form a compound of formula (I) as depicted in Schemes 4, 5a, 5b, and 5c below.

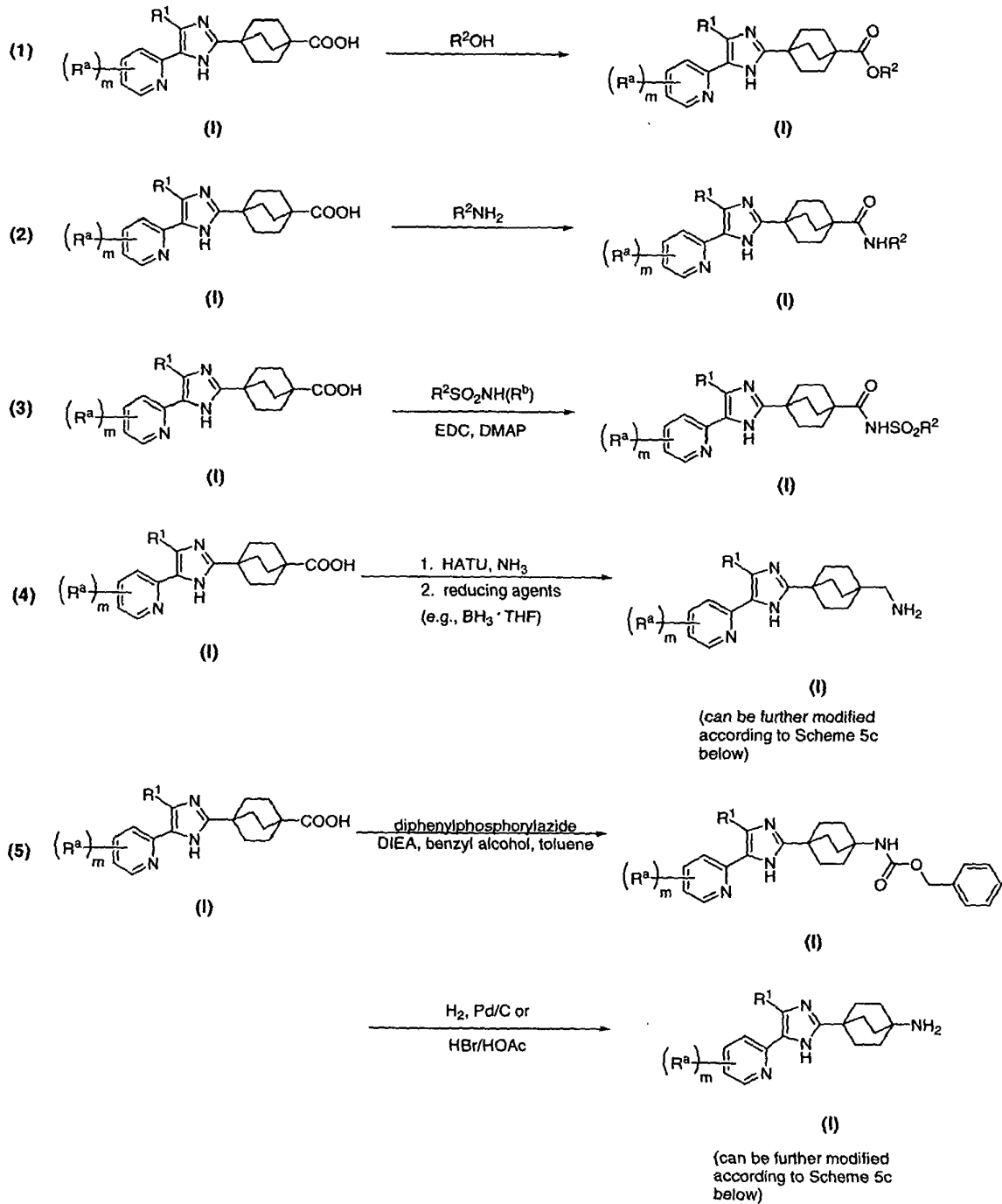
5 Scheme 4



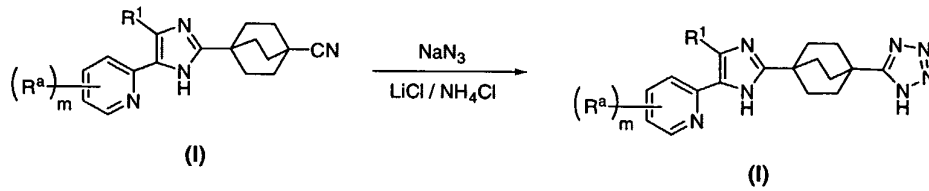
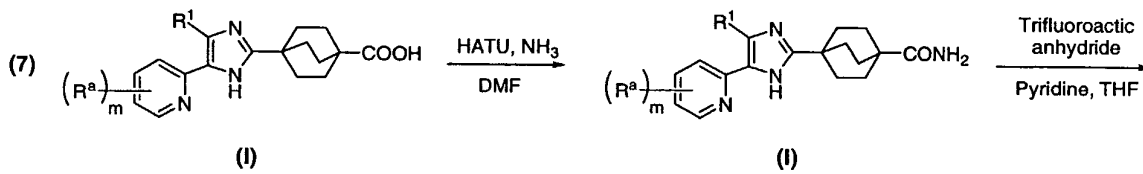
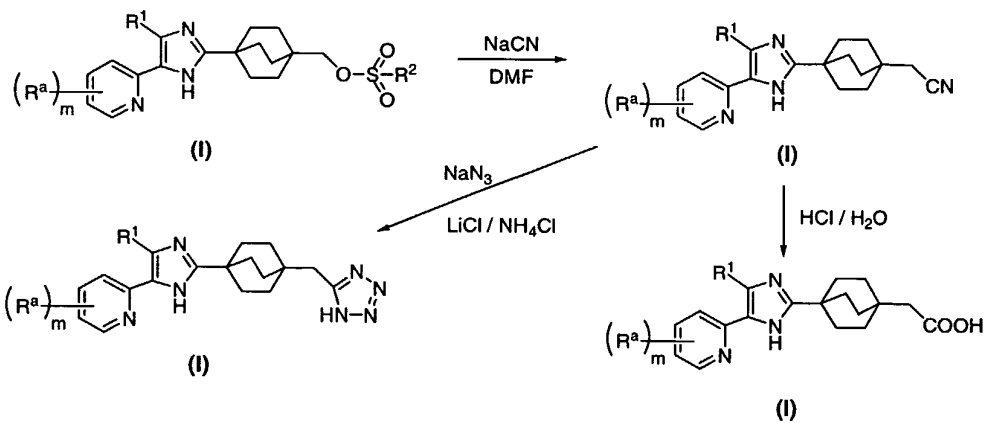
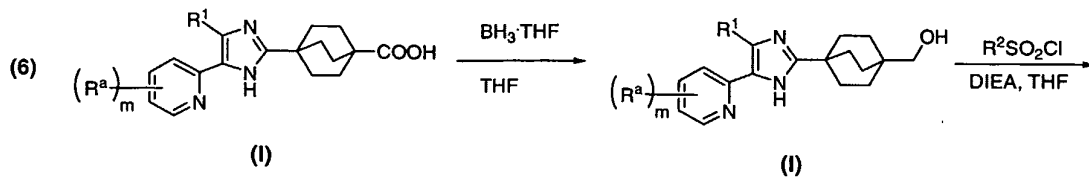
Scheme 5a



Scheme 5b

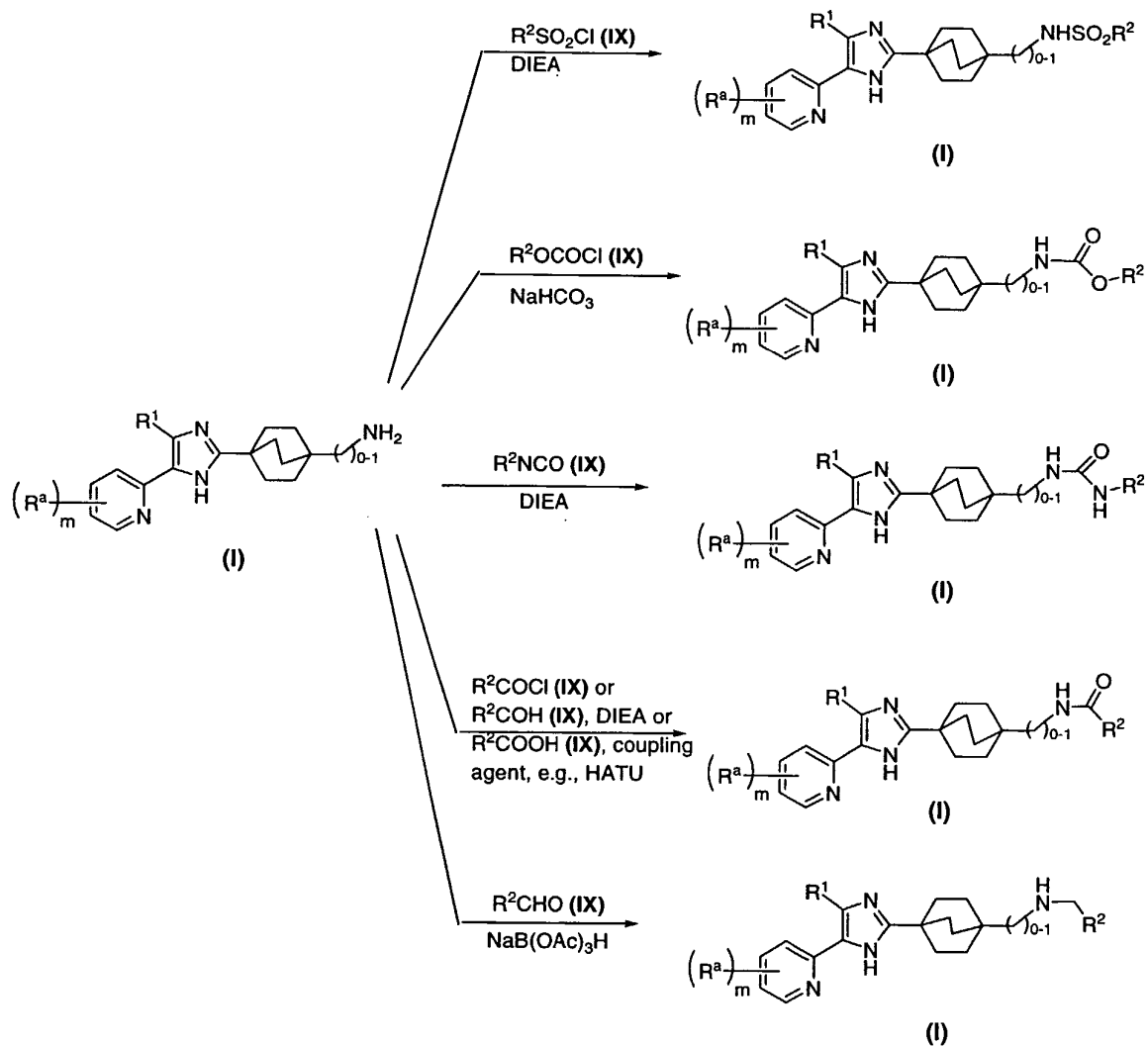


-22-



-23-

Scheme 5c



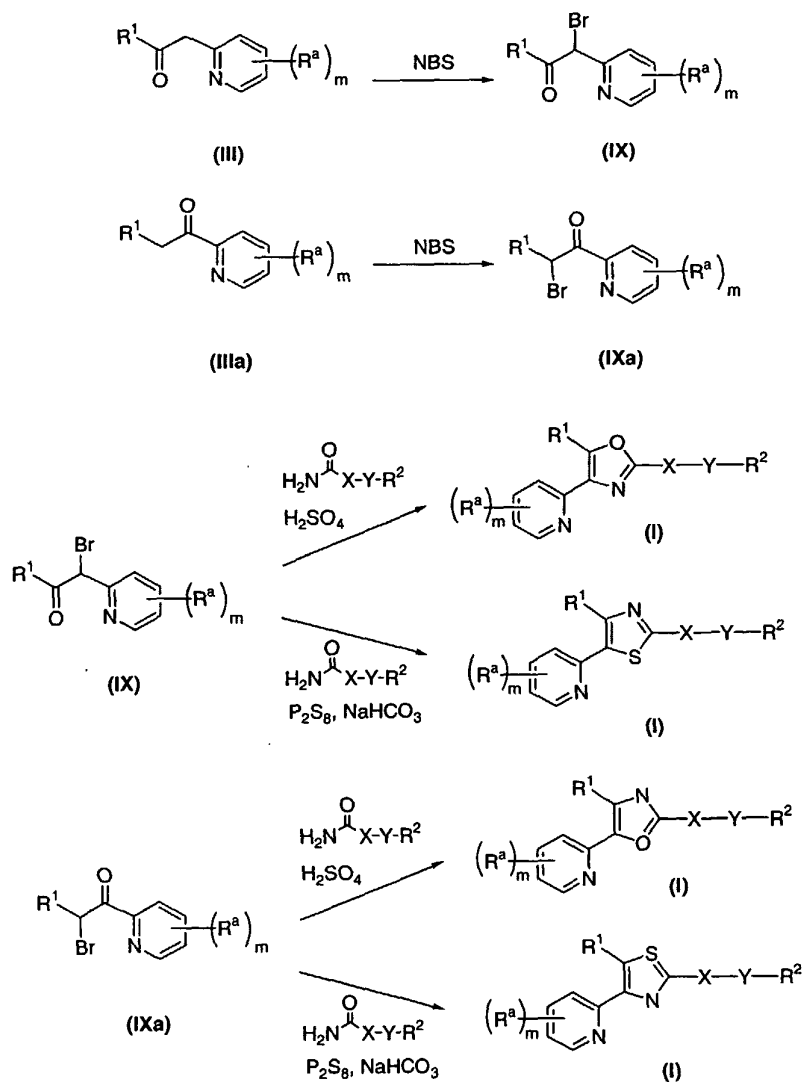
Compounds of formula (I) wherein A^1 is N and A^2 is NR^b (or A^1 is NR^b and A^2 is
 5 N) can be prepared by known methods. For example, compounds of formula (I) with an
 unsubstituted imidazolyl core ring can be treated with R^bI and CsCO_3 to produce a
 compound of formula (I) having a substituted imidazolyl core ring. See, e.g., Liverton, et
 al., *J. Med. Chem.*, 42: 2180-2190 (1999).

Compounds of formula (I) wherein A^1 is O and A^2 is NH (or A^1 is NH and A^2 is O)
 10 or wherein A^1 is S and A^2 is NH (or A^1 is NH and A^2 is S), can be prepared according to
 known methods. One of these methods employs the same intermediate (III) or (IIIa) as

-24-

described above. See, e.g., Revesz, et al., *Bioorg. & Med. Chem. Lett.* 10: 1261-1264 (2000) and Scheme 6 below.

Scheme 6



5

As is well known to a skilled person in chemistry, desired substitutions can be placed on the 2-pyridyl ring in the last step of the synthesis. See, e.g., Example 24 below.

10 Uses of Compounds of formula (I)

-25-

As discussed above, hyperactivity of the TGF β family signaling pathways can result in excess deposition of extracellular matrix and increased inflammatory responses, which can then lead to fibrosis in tissues and organs (e.g., lung, kidney, and liver) and ultimately result in organ failure. See, e.g., Border, W.A. and Ruoslahti E. *J. Clin. Invest.* 90: 1-7 (1992) and Border, W.A. and Noble, N.A. *N. Engl. J. Med.* 331: 1286-1292 (1994).
5 Studies have been shown that the expression of TGF β and/or activin mRNA and the level of TGF β and/or activin are increased in patients suffering from various fibrotic disorders, e.g., fibrotic kidney diseases, alcohol-induced and autoimmune hepatic fibrosis, myelofibrosis, bleomycin-induced pulmonary fibrosis, and idiopathic pulmonary fibrosis.

10 Compounds of formula (I), which are antagonists of the TGF β family type I receptors Alk 5 and/or Alk 4, and inhibit TGF β and/or activin signaling pathway, are therefore useful for treating and/or preventing fibrotic disorders or diseases mediated by an increased level of TGF β and/or activin activity. As used herein, a compound inhibits the TGF β family signaling pathway when it binds (e.g., with an IC₅₀ value of less than 10 μ M;
15 such as, less than 1 μ M; and for example, less than 5 nM) to a receptor of the pathway (e.g., Alk 5 and/or Alk 4), thereby competing with the endogenous ligand(s) or substrate(s) for binding site(s) on the receptor and reducing the ability of the receptor to transduce an intracellular signal in response to the endogenous ligand or substrate binding. The
20 aforementioned disorders or diseases include any condition (a) marked by the presence of an abnormally high level of TGF β and/or activin; and/or (b) an excess accumulation of extracellular matrix; and/or (c) an increased number and synthetic activity of myofibroblasts. These disorders or diseases include, but are not limited to, fibrotic conditions such as scleroderma, idiopathic pulmonary fibrosis, glomerulonephritis, diabetic nephropathy, lupus nephritis, hypertension-induced nephropathy, ocular or corneal
25 scarring, hepatic or biliary fibrosis, acute lung injury, pulmonary fibrosis, post-infarction cardiac fibrosis, fibrosclerosis, fibrotic cancers, fibroids, fibroma, fibroadenomas, and fibrosarcomas. Other fibrotic conditions for which preventive treatment with compounds of formula (I) can have therapeutic utility include radiation therapy-induced fibrosis, chemotherapy-induced fibrosis, and surgically induced scarring including surgical
30 adhesions, laminectomy, and coronary restenosis.

-26-

Increased TGF β activity is also found to manifest in patients with progressive cancers. Studies have shown that in late stages of various cancers, both the tumor cells and the stromal cells within the tumors generally overexpress TGF β . This leads to stimulation of angiogenesis and cell motility, suppression of the immune system, and increased
5 interaction of tumor cells with the extracellular matrix. See, e.g., Hojo, M. et al., *Nature* 397: 530-534 (1999). As a result, the tumor cells become more invasive and metastasize to distant organs. See, e.g., Maehara, Y. et al., *J. Clin. Oncol.* 17: 607-614 (1999) and Picon, A. et al., *Cancer Epidemiol. Biomarkers Prev.* 7: 497-504 (1998). Thus, compounds of formula (I), which are antagonists of the TGF β type I receptor and inhibit TGF β signaling
10 pathways, are also useful for treating and/or preventing various late stage cancers which overexpress TGF β . Such late stage cancers include carcinomas of the lung, breast, liver, biliary tract, gastrointestinal tract, head and neck, pancreas, prostate, cervix as well as multiple myeloma, melanoma, glioma, and glioblastomas.

Importantly, it should be pointed out that because of the chronic, and in some cases
15 localized, nature of disorders or diseases mediated by overexpression of TGF β and/or activin (e.g., fibrosis or cancers), small molecule treatments (such as treatment disclosed in the present invention) are favored for long-term treatment.

Not only are compounds of formula (I) useful in treating disorders or diseases mediated by high levels of TGF β and/or activin activity, these compounds can also be used
20 to prevent the same disorders or diseases. It is known that polymorphisms leading to increased TGF β and/or activin production have been associated with fibrosis and hypertension. Indeed, high serum TGF β levels are correlated with the development of fibrosis in patients with breast cancer who have received radiation therapy, chronic graft-versus-host-disease, idiopathic interstitial pneumonitis, veno-occlusive disease in
25 transplant recipients, and peritoneal fibrosis in patients undergoing continuous ambulatory peritoneal dialysis. Thus, the levels of TGF β and/or activin in serum and of TGF β and/or activin mRNA in tissue can be measured and used as diagnostic or prognostic markers for disorders or diseases mediated by overexpression of TGF β and/or activin, and polymorphisms in the gene for TGF β that determine the production of TGF β and/or activin
30 can also be used in predicting susceptibility to disorders or diseases. See, e.g., Blobe, G.C. et al., *N. Engl. J. Med.* 342(18): 1350-1358 (2000); Matsuse, T. et al., *Am. J. Respir. Cell*

Mol. Biol. 13: 17-24 (1995); Inoue, S. et al., *Biochem. Biophys. Res. Comm.* 205: 441-448 (1994); Matsuse, T. et al, *Am. J. Pathol.* 148: 707-713 (1996); De Bleser et al., *Hepatology* 26: 905-912 (1997); Pawlowski, J.E., et al., *J. Clin. Invest.* 100: 639-648 (1997); and Sugiyama, M. et al., *Gastroenterology* 114: 550-558 (1998).

5 Administration of Compounds of formula (I)

As defined above, an effective amount is the amount required to confer a therapeutic effect on the treated patient. For a compound of formula (I), an effective amount can range, for example, from about 1 mg/kg to about 150 mg/kg (e.g., from about 1 mg/kg to about 100 mg/kg). Effective doses will also vary, as recognized by those skilled in the art, dependant on route of administration, excipient usage, and the possibility of co-usage with other therapeutic treatments including use of other therapeutic agents and/or radiation therapy.

Compounds of formula (I) can be administered in any manner suitable for the administration of pharmaceutical compounds, including, but not limited to, pills, tablets, capsules, aerosols, suppositories, liquid formulations for ingestion or injection or for use as eye or ear drops, dietary supplements, and topical preparations. The pharmaceutically acceptable compositions include aqueous solutions of the active agent, in an isotonic saline, 5% glucose or other well-known pharmaceutically acceptable excipient. Solubilizing agents such as cyclodextrins, or other solubilizing agents well-known to those familiar with the art, can be utilized as pharmaceutical excipients for delivery of the therapeutic compounds. As to route of administration, the compositions can be administered orally, intranasally, transdermally, intradermally, vaginally, intraaurally, intraocularly, buccally, rectally, transmucosally, or via inhalation, implantation (e.g., surgically), or intravenous administration. The compositions can be administered to an animal (e.g., a mammal such as a human, non-human primate, horse, dog, cow, pig, sheep, goat, cat, mouse, rat, guinea pig, rabbit, hamster, gerbil, or ferret, or a bird, or a reptile, such as a lizard).

Optionally, compounds of formula (I) can be administered in conjunction with one or more other agents that inhibit the TGF β signaling pathway or treat the corresponding pathological disorders (e.g., fibrosis or progressive cancers) by way of a different mechanism of action. Examples of these agents include angiotensin converting enzyme

-28-

inhibitors, nonsteroid and steroid anti-inflammatory agents, as well as agents that antagonize ligand binding or activation of the TGF β receptors, e.g., anti-TGF β , anti-TGF β receptor antibodies, or antagonists of the TGF β type II receptors.

The invention will be further described in the following examples, which do not
5 limit the scope of the invention described in the claims.

Synthesis of exemplary intermediates (IIa), (III), (IIIa), (IV), (V), and (VII) are described in Examples 1-4 below.

Example 1

10 **(4-Formyl-cyclohexyl)-carbamic acid benzyl ester (VII)**

Synthesis of the title compound is described in parts (a)-(c) below.

(a) 4-Benzyloxycarbonylamino-cyclohexanecarboxylic acid

Benzyl chloroformate (2.2 mL, 15.4 mmol) was added to a solution of 4-amino-cyclohexanecarboxylic acid (2 g, 14.0 mmol) in a mixture of 1,4-dioxane (5 mL) and
15 saturated sodium bicarbonate aqueous solution (5 mL). The mixture was stirred at 0 °C for 3 hours. Dioxane was removed under reduced pressure. The residue was partitioned between ethyl acetate and water. The ethyl acetate solution was washed with brine, dried over sodium sulfate, filtered, and concentrated to give 2.3 g (59%) of 4-benzyloxycarbonylamino-cyclohexanecarboxylic acid as yellow oil. MS (ESP-) m/z
20 276.39 (M - 1). ¹H NMR (300 MHz, CDCl₃) δ 7.34 (m, 5H), 5.09 (s, 2H), 2.24 (m, 1H), 2.04 (m, 2H), 1.83 (m, 2H), 1.44 (m, 3H), 0.97 (m, 2H).

(b) 4-(Methoxy-methyl-carbamoyl)-cyclohexyl)-carbamic acid benzyl ester

Oxalyl chloride (0.796 mL, 9.1 mmol) was added slowly to a solution of 4-benzyloxycarbonylamino-cyclohexanecarboxylic acid (2.3 g, 8.3 mmol) in
25 dichloromethane (20 mL). The mixture was stirred at room temperature under nitrogen for 1 hour. Solvent was removed under reduced pressure. *N,O*-Dimethylhydroxylamine hydrochloride (0.971 g, 9.96 mmol) in anhydrous pyridine (10 mL) was added to the reaction residue. The mixture was stirred at room temperature for 3 hours. Solvent was removed under reduced pressure, and the residue was partitioned between ethyl acetate and
30 water. Ethyl acetate solution was washed with brine, dried over sodium sulfate, filtered, and concentrated to give 1.0 g (38%) of 4-(methoxy-methyl-carbamoyl)-cyclohexyl)-

-29-

carbamic acid benzyl ester as yellow oil. ^1H NMR (400 MHz, CDCl_3) δ 7.36 (m, 5H), 4.59 (s, 2H), 3.88 (m, 1H), 3.70 (s, 3H), 3.17 (s, 3H), 2.76 (m, 1H), 1.86 (m, 2H), 1.66 (m, 6H).

(c) (4-Formyl-cyclohexyl)-carbamic acid benzyl ester

5 Diisobutylaluminum hydride (1.0 M solution, 6.24 mL, 6.24 mmol) was added slowly to a solution of (4-(methoxy-methyl-carbamoyl)-cyclohexyl)-carbamic acid benzyl ester (1.0 g, 3.12 mmol) in anhydrous THF (20 mL) at -78 °C. The mixture was stirred at -78 °C for 1 hour. Water (2 mL) was added at 0 °C. The mixture was partitioned between
10 ethyl acetate and water. Ethyl acetate was washed with brine, dried over sodium sulfate, filtered and concentrated to give 0.60 g (74%) of (4-formyl-cyclohexyl)-carbamic acid benzyl ester as a yellow oil. ^1H NMR (400 MHz, CDCl_3) δ 9.66 (s, 1H), 7.36 (5H), 3.63 (m, 1H), 2.38 (m, 1H), 1.77 (m, 4H), 1.18 (m, 4H).

15 **Example 2**

Benzo[1,3]dioxole-5-carboxylic acid methoxy-methyl-amide (V)

Sodium hydroxide (12.0 g, 300 mmol) in water (15 mL) was added slowly to a solution of piperonyl chloride (5.55 g, 30 mmol) and *N,O*-dimethylhydroxylamine hydrochloride (3.53 g, 36 mmol) in acetonitrile (200 mL). The mixture was stirred at room
20 temperature for 0.5 h. Acetonitrile was removed under reduced pressure, and the residue was partitioned between ethyl acetate and water. The organic layer was washed with brine, dried over sodium sulfate, filtered, and concentrated. Column chromatography on silica gel eluting with ethyl acetate:hexanes (30:70) gave 5.5 g (88%) of the title compound as a yellow oil. MS (ES^+) m/z 210.1 ($M + 1$). ^1H NMR (400 MHz, CDCl_3) δ 7.34 (m, 1H),
25 7.26 (d, 1H, $J = 1.3$ Hz), 6.86 (d, 1H, $J = 8.1$ Hz), 6.05 (s, 2H), 3.61 (s, 3H), 3.38 (s, 3H).

Example 3A

6-Cyclopropyl-pyridine-2-carbaldehyde (IIa)

Synthesis of the title compound is described in parts (a)-(c) below.

30 **(a) 2-Bromo-6-[1,3]dioxolan-2-yl-pyridine**

-30-

A mixture of 6-bromo-pyridine-2-carbaldehyde (2.0 g, 10.75 mmol), ethylene glycol (3 mL, 53.75 mmol), and a catalytic amount of TsOH in toluene (50 mL) was heated to reflux with a Dean-Stark trap for 1.5 hours and cooled down to room temperature and concentrated in vacuo. The residue was purified on silica gel column with 2% EtOAc in CH₂Cl₂ to yield 2-bromo-6-[1,3]dioxolan-2-yl-pyridine as a colorless liquid (1.97 g, 80%).

(b) 2-Cyclopropyl-6-[1,3]dioxolan-2-yl-pyridine

To a solution of ZnCl₂ in THF (0.5 M, 25 mL) was added dropwise a solution of cyclopropylmagnesium bromide (0.5 M, 25 mL) at -78°C under nitrogen. The reaction mixture was then allowed to warm up to room temperature and stirred for an hour. The above mixture was then transferred to a sealed tube with 2-bromo-6-[1,3]dioxolan-2-yl-pyridine (1.9g, 8.25 mmole, see subpart (a) above) and Pd(PPh₃)₄ (0.4g, 0.35 mmole). TLC showed major formation of the product and some starting material. The mixture was then heated to 120°C for 2 hours and cooled down to room temperature and then worked up with EtOAc and saturated ammonium chloride and dried over MgSO₄. The residue from concentration was purified on silica gel column with 5% EtOAc in CH₂Cl₂ to yield 2-cyclopropyl-6-[1,3]dioxolan-2-yl-pyridine as a bright yellow liquid (0.96 g, 61%).

(c) 6-Cyclopropyl-pyridine-2-carbaldehyde

A mixture of 2-cyclopropyl-6-[1,3]dioxolan-2-yl-pyridine (0.9 g, see subpart (b) above) and a catalytic amount of TsOH hydrate in a mixture of acetone (10 mL) and water (2 mL) was heated to reflux overnight until most of the starting materials were consumed according to TLC. It was then cooled down to room temperature and concentrated. The residue was dissolved in diethyl ether and washed with saturated sodium carbonate, and then water, and then dried over MgSO₄ and concentrated. The concentrate was purified on silica gel column with 100% CH₂Cl₂ to yield 6-cyclopropyl-pyridine-2-carbaldehyde as a bright liquid (0.65 g, 94%). ¹H NMR (CDCl₃, 300 MHz), δ 9.90 (s, 1H), 7.58(m, 2H), 7.23 (m, 1H), 2.01 (m, 1H), 1.02-0.92 (m, 4H).

The titled aldehyde was converted to the corresponding N, P-acetal for ketone preparation according to Scheme 1b above.

Example 3B**1-Benzo[1,3]dioxol-5-yl-2-(6-methyl-pyridin-2-yl)-ethanone (III)**

n-Butyllithium (2.5 M in hexanes, 13.8 mL, 34.4 mmol) was added slowly to a solution of diisopropylamine (4.53 mL, 32.3 mmol) in anhydrous THF (50 mL) at -78°C.

5 After being stirred for 0.1 hour, the mixture was allowed to warm up to 0°C. Stirring continued for 0.5 hour. The mixture was then cooled to -78 °C and 2,6-lutidine (3.76 mL, 32.3 mmol) was added slowly. The mixture was allowed to warm up to 0°C and stirred for 0.5 hour. The mixture was then cooled to -78 °C before the slow addition of benzo[1,3]dioxole-5-carboxylic acid methoxy-methyl-amide (4.5 g, 21.5 mmol; see

10 Example 2 above) in anhydrous THF (10 mL). The mixture was stirred at -78 °C for 0.5 hour, at 0 °C for 0.5 hour, and at room temperature for 2 hours. The mixture was then quenched with ammonium chloride aqueous solution and extracted with ethyl acetate. The extract was washed with brine, dried over sodium sulfate, filtered, and concentrated. After purification using column chromatography on silica gel (eluent: ethyl acetate (2): hexanes

15 (8)), 4.8 g (87%) of 1-Benzo[1,3]dioxol-5-yl-2-(6-methyl-pyridin-2-yl)-ethanone as a yellow solid was obtained. MS (ESP⁺) *m/z* 256.1 (M + 1). ¹H NMR (400 MHz, Methanol-*d*₄) δ 7.56 (t, 1H, J = 7.5 Hz), 7.39 (dd, 1H, J = 1.8 Hz, 8.3 Hz), 7.30 (dd, 1H, J = 0.5 Hz, 1.8 Hz), 6.93 (m, 1H), 6.83 (m, 2H), 5.98 (s, 2H), 4.87 (s, 2H), 2.50 (s, 3H).

20 Example 3C**1-(6-Methyl-pyridin-2-yl)-2-[1,2,4]triazolo[1,5-a]pyridin-6-yl-ethanone (IIIa)**

Synthesis of the title compound is described in parts (a) and (b) below.

(a) [1,2,4]Triazolo[1,5-a]pyridine-6-carbaldehyde

To a solution of 6-iodo-[1,2,4]triazolo[1,5-a]pyridine (5.0 g, 20 mmol; prepared

25 from 2-amino-5-iodopyridine (Aldrich-Sigma, St. Louis, MO) according to WO 01/62756) in anhydrous THF (300 mL) at 0°C was slowly added a solution of isopropylmagnesium bromide in THF (1 M, 31 mL, 31 mmol). The resulting milky suspension was stirred at 0°C. After an hour, DMF (6 mL, 50 mmol) was added to the suspension at 0°C and the suspension was allowed to warm up to room temperature and stirred for 4 additional hours.

30 100 mL of water was then added at room temperature and stirred for 1 hour. The resulting mixture was extracted with diethylether and washed with saturated Na₂CO₃. The extracts

-32-

were dried over MgSO₄ and concentrated. The residue was purified on a short silica gel cake with EtOAc to give [1,2,4]triazolo[1,5-a]pyridine-6-carbaldehyde as a light yellow solid (3g, 100%). ESP+ m/e 148.0. ¹H NMR (CDCl₃, 300 MHz), δ 10.03 (s, 1H), 9.10 (s, 1H), 8.49 (s, 1H), 8.02 (d, 1H), 7.82 (d, 1H).

5 **(b) 1-(6-Methyl-pyridin-2-yl)-2-[1,2,4]triazolo[1,5-a]pyridin-6-yl-ethanone**

To a solution of [1,2,4]triazolo[1,5-a]pyridine-6-carbaldehyde (3g, 20 mmol; see subpart (a) above) and [(6-methyl-pyridin-2-yl)-phenylamino-methyl]-phosphonic acid diphenyl ester (8.8g, 20 mmol; prepared from 6-methyl-pyridine-2-carboxaldehyde (Aldrich-Sigma, St. Louis, MO) according to *Tetrahedron Lett.* 39:1717-1720 (1998)) in a mixture of THF (40 mL) and iPrOH (10 mL) was added Cs₂CO₃ (8.6 g, 26 mmol) and the mixture was stirred at room temperature for overnight. A solution of 3N HCl (30 mL) was added dropwise to the above mixture and stirred for 1 hour. It was then diluted with MTBE (methyl t-butyl ether) and extracted with 1N HCl twice. The aqueous extracts were neutralized with ca. 50% KOH until pH 7-8 was reached and precipitates formed. The precipitates were collected, washed with water, and dried to yield 1-(6-methyl-pyridin-2-yl)-2-[1,2,4]triazolo[1,5-a]pyridin-6-yl-ethanone as an offwhite solid (2.9 g). The filtrates were extracted with EtOAc and dried over MgSO₄ and concentrated. The residue was recrystallized with iPrOH/H₂O to yield more desired product (0.6 g). ESP+, m/e 253. ¹H NMR (CDCl₃, 300 MHz), δ 8.6 (s, 1H), 8.29 (s, 1H), 7.87 (d, 1H), 7.72 (t, 1H), 7.70 (d, 1H), 7.53 (dd, 1H), 7.36 (d, 1H), 4.61 (s, 2H), 2.66 (s, 3H).

Example 4

1-Benzo[1,3]dioxol-5-yl-2-(6-methyl-pyridin-2-yl)-ethane-1,2-dione 2-oxime (IV)

Sodium nitrite (0.405 g, 5.88 mmol) was added to a solution of 1-benzo[1,3]dioxol-5-yl-2-(6-methyl-pyridin-2-yl)-ethanone (1.0 g, 3.92 mmol; see Example 3B above) in a mixture of HOAc/THF/H₂O (6:4:1, 22 mL). The mixture was stirred at 0°C for 1 hour and then at room temperature for 1 hour. Solvent was removed under reduced pressure. Residue was dissolved in water and NaOH (3N) was added until the pH value was more than 8. The aqueous solution was then extracted with ethyl acetate. The organic layer was washed with brine, dried over sodium sulfate, filtered, and concentrated to give 0.90 g (81%) of 1-Benzo[1,3]dioxol-5-yl-2-(6-methyl-pyridin-2-yl)-ethane-1,2-dione 2-oxime as

-33-

a yellow foam. MS (ESP⁺) m/z 285.1 (M + 1). ¹H NMR (300 MHz, CDCl₃) δ 7.49 (m, 4H), 7.09 (d, 1H, J = 7.5 Hz), 6.81 (d, 1H, J = 7.8 Hz), 6.04 (s, 2H), 2.43 (s, 3H).

Synthesis of exemplary compounds of formula (I) are described in Examples 5-24 below.

5

Example 5**4-(4-Benzo[1,3]dioxol-5-yl-5-(6-methyl-pyridin-2-yl)-1H-imidazol-2-yl)-piperidine-1-carboxylic acid benzyl ester**

4-Formyl-N-Cbz-piperidine (0.297 g, 1.2 mmol) was added to a solution of 1-
10 benzo[1,3]dioxol-5-yl-2-(6-methyl-pyridin-2-yl)-ethane-1,2-dione 2-oxime (0.280 g, 1.0 mmol, see Example 4) and ammonium acetate (1.54 g, 20.0 mmol) in acetic acid (10 mL). The mixture was reflux for 2 hours. Solvent was removed under reduced pressure. The reaction mixture was then quenched with an ammonia/ice mixture. The aqueous solution was extracted with ethyl acetate. The extract was washed with brine, dried over sodium
15 sulfate, filtered, and concentrated. HPLC purification eluting with acetonitrile:water gave 0.12 g (23%) of the hydroxyimidazole as a yellow solid. MS (ESP⁺) m/z 513.2 (M+ 1)

The above mentioned hydroxyimidazole (0.50 g, 0.98 mmol) was added to a solution of TiCl₃/HCl (10%, 5 mL) and methanol (20 mL). The mixture was stirred at room temperature for 2 hours. Ammonia/ice mixture was added to quench the reaction.
20 The aqueous solution was extracted with ethyl acetate. The ethyl acetate extract was washed with brine, dried over sodium sulfate, filtered, and concentrated. HPLC purification eluting with acetonitrile:water gave 0.16 g (33%) of the title compound as a yellow solid. MS (ESP⁺) m/z 497.3 (M + 1). ¹H NMR (400 MHz, Methanol-d₄) δ 7.71 (t, 1H, J = 7.8 Hz), 7.35 (m, 6H), 7.26 (d, 1H, J = 7.8 Hz), 7.01 (m, 3H), 6.07 (s, 2H), 5.16 (s,
25 2H), 4.35 (m, 2H), 3.36 (m, 1H), 3.03 (m, 2H), 2.64 (s, 3H), 2.11 (m, 2H), 1.87 (m, 2H).

Example 6**4-(4-Benzo[1,3]dioxol-5-yl-5-pyridin-2-yl-1H-imidazol-2-yl)-piperidine-1-carboxylic acid benzyl ester**

30 4-(4-Benzo[1,3]dioxol-5-yl-1-hydroxy-5-pyridin-2-yl-1H-imidazol-2-yl)-piperidine-1-carboxylic acid benzyl ester (0.9 g, 1.8 mmol), which was prepared with 4-

-34-

formyl-N-Cbz-piperidine and 1-benzo[1,3]dioxol-5-yl-2-(pyridin-2-yl)-ethane-1,2-dione 2-oxime in a similar manner as described in Example 5, was added to a solution of TiCl₃/HCl (10% 15 mL) and methanol (20 mL). The mixture was stirred at room temperature for 2 hours. Ammonia/ice mixture was added to quench the reaction. The aqueous solution was extracted with ethyl acetate. Ethyl acetate extract was washed with brine, dried over sodium sulfate, filtered, and concentrated. Column chromatography on silica gel eluting with methanol:dichloromethane (5:95) gave 0.52 g (60%) of the title compound as a yellow foam. MS (ESP⁺) m/z 483.02 (M + 1). ¹H NMR (400 MHz, CDCl₃) δ 8.50 (m, 1H), 7.50 (m, 2H), 7.34 (m, 5H), 7.09 (m, 3H), 6.85 (d, 1H, J = 7.9 Hz), 6.00 (s, 2H), 5.14 (s, 2H), 4.29 (m, 2H), 3.00 (m, 3H), 2.10 (m, 2H), 1.81 (m, 2H).

Example 7

3-[4-Benzo[1,3]dioxol-5-yl-5-(6-methyl-pyridin-2-yl)-1H-imidazol-2-yl]-piperidine-1-carboxylic acid benzyl ester

3-[4-Benzo[1,3]dioxol-5-yl-1-hydroxy-5-(6-methyl-pyridin-2-yl)-1H-imidazol-2-yl]-piperidine-1-carboxylic acid benzyl ester (0.50 g, 0.98 mmol), which was prepared with 3-formyl-N-Cbz-piperidine and 1-benzo[1,3]dioxol-5-yl-2-(6-methyl-pyridin-2-yl)-ethane-1,2-dione 2-oxime in a similar manner as described in Example 5, was added to a solution of TiCl₃/HCl (10% 5 mL) and methanol (20 mL). The mixture was stirred at room temperature for 2 hours. Ammonia/ice mixture was added to quench the reaction. The aqueous solution was extracted with ethyl acetate. Ethyl acetate extract was washed with brine, dried over sodium sulfate, filtered, and concentrated. HPLC purification eluting with acetonitrile:water gave 0.15 g (30%) of the title compound as a yellow solid. MS (ESP⁺) m/z 497.2 (M + 1). ¹H NMR (400 MHz, Methanol-d₄) δ 7.78 (t, 1H, J = 7.9 Hz), 7.34 (m, 7H), 7.01 (m, 3H), 6.08 (s, 2H), 5.16 (s, 2H), 4.41 (m, 1H), 4.15 (m, 1H), 3.22 (m, 2H), 3.10 (m, 1H), 2.66 (s, 3H), 2.26 (m, 1H), 1.92 (m, 2H), 1.64 (m, 1H).

Example 8

3-[4-Benzo[1,3]dioxol-5-yl-5-(6-methyl-pyridin-2-yl)-1H-imidazol-2-yl]-pyrrolidine-1-carboxylic acid benzyl ester

-35-

3-[4-Benzo[1,3]dioxol-5-yl-1-hydroxy-5-(6-methyl-pyridin-2-yl)-1H-imidazol-2-yl]-pyrrolidine-1-carboxylic acid benzyl ester (0.180 g, 0.361 mmol), which was prepared with 3-formyl-N-Cbz-pyrrolidine and 1-benzo[1,3]dioxol-5-yl-2-(6-methyl-pyridin-2-yl)-ethane-1,2-dione 2-oxime in a similar manner as described in Example 5, was added to a solution of TiCl₃/HCl (10% 2 mL) and methanol (10 mL). The mixture was stirred at room temperature for 2 hours. Ammonia/ice mixture was added to quench the reaction. The aqueous solution was extracted with ethyl acetate. Ethyl acetate extract was washed with brine, dried over sodium sulfate, filtered, and concentrated. HPLC purification eluting with acetonitrile:water gave 0.03 g (17%) of the title compound as a yellow solid.

MS (ESP+) m/z 483.14 (M + 1). ¹H NMR (400 MHz, Methanol-d₄) δ 7.84 (t, 1H, J = 8.0 Hz), 7.37 (m, 7 H), 7.01 (m, 3H), 6.07 (s, 2H), 5.16 (s, 2H), 4.01 (m, 1H), 3.83 (m, 1H), 3.74 (m, 1H), 3.55 (m, 1H), 2.68 (s, 3H), 2.50 (m, 1H), 2.36 (m, 1H).

Example 9

15 **2-(5-Benzo[1,3]dioxol-5-yl-2-piperidin-4-yl-3H-imidazol-4-yl)-6-methyl-pyridine**

Palladium on activated carbon (0.010 g) was added to a solution of 4-(4-benzo[1,3]dioxol-5-yl-5-(6-methyl-pyridin-2-yl)-1H-imidazol-2-yl)-piperidine-1-carboxylic acid benzyl ester (0.100 g, 0.20 mmol; see Example 5) in methanol (5 mL). The reaction mixture was stirred under hydrogen atmosphere for 4 hours. The mixture was then filtered and concentrated to give 0.070 g (97%) of the title compound as a yellow oil.

MS (ESP⁺) m/z 363.2 (M + 1). ¹H NMR (300 MHz, CDCl₃) δ 7.41 (t, 1H, J = 7.8 Hz), 7.29 (d, 1H, J = 8.1 Hz), 7.10 (m, 2H), 6.92 (d, 1H, J = 7.5 Hz), 6.83 (m, 1H), 5.98 (s, 2H), 3.18 (m, 2H), 2.95 (m, 1H), 2.73 (m, 2H), 2.46 (s, 3H), 1.96 (m, 2H), 1.82 (m, 2H).

25 Example 10

2-[5-Benzo[1,3]dioxol-5-yl-2-(1-phenylmethanesulfonyl-piperidin-4-yl)-3H-imidazol-4-yl]-6-methyl-pyridine

α-Toluenesulfonyl chloride (0.032 g, 0.17 mmol) and diisopropylethylamine (0.036 mL, 0.21 mmol) were added to a solution of 2-(5-benzo[1,3]dioxol-5-yl-2-piperidin-4-yl-3H-imidazol-4-yl)-6-methyl-pyridine (0.050 g, 0.14 mmol; see Example 9) in anhydrous THF (3 mL). The reaction mixture was stirred at room temperature for 3 hours. Solvent

-36-

was removed under reduced pressure, and the residue was dissolved in 1 mL DMSO. The DMSO solution was filtered and injected onto preparative HPLC. HPLC purification eluting with acetonitrile:water gave 0.005 g (7%) of the title compound as a yellow solid. MS (ESP⁺) m/z 517.2 (M + 1). ¹H NMR (400 MHz, Methanol-d₄) δ 7.73 (t, 1H, J = 7.7 Hz), 7.42 (m, 5H), 7.33 (d, 1H, J = 7.3 Hz), 7.27 (d, 1H, J = 7.3 Hz), 6.07 (s, 2H), 4.40 (s, 2H), 3.82 (m, 2H), 3.19 (m, 1H), 2.85 (m, 2H), 2.66 (s, 3H), 2.10 (m, 2H), 1.92 (m, 2H).

Example 11

2-[5-Benzo[1,3]dioxol-5-yl-2-(1-phenylmethanesulfonyl-piperidin-4-yl)-3H-imidazol-4-yl]-pyridine

α-Toluenesulfonyl chloride (0.023 g, 0.12 mmol) and diisopropylethylamine (0.026 mL, 0.15 mmol) were added to a solution of 2-(5-benzo[1,3]dioxol-5-yl-2-piperidin-4-yl-3H-imidazol-4-yl)-pyridine (0.035 g, 0.10 mmol, in 3 mL of anhydrous THF), which was prepared with 4-(4-benzo[1,3]dioxol-5-yl-5-pyridin-2-yl-1H-imidazol-2-yl)-piperidine-1-carboxylic acid benzyl ester in a similar manner as described in Example 9. The reaction mixture was stirred at room temperature for 3 hours. Solvent was removed under reduced pressure, and the residue was dissolved in 1 mL DMSO. The DMSO solution was filtered and injected onto preparative HPLC. HPLC purification eluting with acetonitrile:water gave 0.005 g (10%) of the title compound as a yellow solid. MS (ESP⁺) m/z 503.1 (M + 1). ¹H NMR (400 MHz, Methanol-d₄) δ 8.67 (m, 1H), 7.82 (m, 1H), 7.42 (m, 7H), 7.02 (m, 3H), 6.07 (s, 2H), 4.38 (s, 2H), 3.81 (m, 2H), 3.17 (m, 1H), 2.85 (m, 1H), 2.10 (m, 2H), 1.90 (m, 2H).

Example 12

2-[5-Benzo[1,3]dioxol-5-yl-2-(1-methanesulfonyl-piperidin-4-yl)-3H-imidazol-4-yl]-pyridine

Methanesulfonyl chloride (0.009 mL, 0.12 mmol) and diisopropylethylamine (0.026 mL, 0.15 mmol) were added to a solution of 2-(5-benzo[1,3]dioxol-5-yl-2-piperidin-4-yl-3H-imidazol-4-yl)-pyridine (0.035 g, 0.10 mmol; prepared as described in Example 11) in anhydrous THF (3mL). The reaction mixture was stirred at room temperature for 3 hours. Solvent was removed under reduced pressure, and the residue

-37-

was dissolved in 1 mL DMSO. The DMSO solution was filtered and injected onto preparative HPLC. HPLC purification eluting with acetonitrile:water gave 0.012 g (28%) of the title compound as a yellow solid. MS (ESP⁺) m/z 427.1 (M + 1). ¹H NMR (400 MHz, CDCl₃) δ 8.65 (m, 1H), 7.83 (m, 1H), 7.56 (m, 1H), 7.45 (m, 1H), 7.03 (dd, 1H, J = 1.8 Hz, 8.1 Hz), 6.97 (d, 1H, J = 1.8 Hz), 6.88 (d, 1H, d = 8.1 Hz), 6.05 (s, 2H), 3.91 (m, 2H), 3.47 (m, 1H), 2.89 (m, 2H), 2.84 (s, 3H), 2.22 (m, 2H), 2.11 (m, 2H).

Example 13

2-[5-Benzo[1,3]dioxol-5-yl-2-(1-methanesulfonyl-piperidin-4-yl)-3H-imidazol-4-yl]-6-methyl-pyridine

Methanesulfonyl chloride (0.009 mL, 0.12 mmol) and diisopropylethylamine (0.026 mL, 0.15 mmol) were added to a solution of 2-(5-benzo[1,3]dioxol-5-yl-2-piperidin-4-yl-3H-imidazol-4-yl)-6-methyl-pyridine (0.036 g, 0.10 mmol; see Example 9) in anhydrous THF (3mL). The reaction mixture was stirred at room temperature for 3 hours. Solvent was removed under reduced pressure, and the residue was dissolved in 1 mL DMSO. The DMSO solution was filtered and injected onto preparative HPLC. HPLC purification eluting with acetonitrile:water gave 0.011 g (25%) of the title compound as a yellow solid. MS (ESP⁺) m/z 441.2 (M + 1). ¹H NMR (400 MHz, Methanol-d₄) δ 7.74 (t, 1H, J = 7.9 Hz), 7.34 (m, 1H), 7.28 (m, 1H), 7.03 (m, 3H), 6.08 (s, 2H), 3.92 (m, 2H), 3.25 (m, 1H), 2.94 (m, 2H), 2.90 (s, 3H), 2.66 (s, 3H), 2.23 (m, 2H), 2.03 (m, 2H).

Example 14

4-(4-Benzo[1,3]dioxol-5-yl-5-pyridin-2-yl-1H-imidazol-2-yl)-piperidine-1-carboxylic acid 2-chloro-benzyl ester

2-Chlorobenzyl chloroformate (0.011 mL, 0.070 mmol) was added to a solution of 2-(5-benzo[1,3]dioxol-5-yl-2-piperidin-4-yl-3H-imidazol-4-yl)-pyridine (0.021 g, 0.059 mmol; prepared as described in Example 11) in a mixture of THF (3 mL) and 2 M sodium bicarbonate aqueous solution (0.3 mL). The mixture was stirred at room temperature for 2 hours. Mixture was partitioned between ethyl acetate and water. The organic solution was washed with brine, dried over sodium sulfate, filtered, and concentrated. HPLC purification eluting with acetonitrile:water gave 0.026 g (70%) of the title compound as a

-38-

yellow solid. MS (ESP⁺) m/z 517.03 (M+1). ¹H NMR (400 MHz, CDCl₃) δ 8.60 (m, 1H), 7.81 (m, 1H), 7.60 (d, 1H, J = 8.2 Hz), 7.39 (m, 3H), 7.27 (m, 2H), 7.07 (dd, 1H, J = 8.1, 1.8 Hz), 6.99 (d, 1H, J = 1.8 Hz), 6.90 (d, 1H, J = 8.1 Hz), 6.05 (s, 2H), 5.24 (s, 2H), 4.36 (m, 2H), 3.48 (m, 1H), 2.98 (m, 2H), 2.17 (m, 2H), 1.86 (m, 2H).

5

Example 15**4-(4-Benzo[1,3]dioxol-5-yl-5-pyridin-2-yl-1H-imidazol-2-yl)-piperidine-1-carboxylic acid 2,4-dichloro-benzylamide**

2,3-Dichlorobenzylisocyanate (0.009 mL, 0.07 mmol) was added to a solution of 2-
10 (5-benzo[1,3]dioxol-5-yl-2-piperidin-4-yl-3H-imidazol-4-yl)-pyridine (0.021 g, 0.059 mmol; prepared as described in Example 11) and diisopropylethylamine (0.031 mL, 0.177 mmol) in anhydrous THF (5 mL). The mixture was stirred at room temperature for 2 hours and was partitioned between ethyl acetate and water. The organic solution was washed
15 with brine, dried over sodium sulfate, filtered, and concentrated. HPLC purification eluting with acetonitrile:water gave 0.016 g (41%) of the title compound as a yellow solid. MS (ESP⁺) m/z 550.2 (M+1). ¹H NMR (400 MHz, CDCl₃) δ 8.58 (m, 1H), 7.80 (m, 1H), 7.56 (d, 1H, J = 8.2 Hz), 7.39 (m, 1H), 7.32 (d, 1H, J = 2.1 Hz), 7.25 (d, 1H, J = 8.2 Hz), 7.14 (dd, 1H, J = 8.2, 2.0 Hz), 7.03 (dd, 1H, J = 8.1, 1.8 Hz), 6.95 (d, 1H, J = 1.6 Hz), 6.87 (d, 1H, J = 8.0 Hz), 6.04 (s, 2H), 4.38 (s, 2H), 4.11 (m, 2H), 3.48 (m, 1H), 2.99 (m, 2H), 2.14
20 (m, 2H), 1.92 (m, 2H).

Example 16**1-[4-(4-Benzo[1,3]dioxol-5-yl-5-pyridin-2-yl-1H-imidazol-2-yl)-piperidin-1-yl]-ethanone**

Acetic anhydride (0.011 mL, 0.12 mmol) was added to a solution of 2-(5-
25 benzo[1,3]dioxol-5-yl-2-piperidin-4-yl-3H-imidazol-4-yl)-pyridine (0.035 g, 0.10 mmol; prepared as described in Example 11) and diisopropylethylamine (0.021 mL, 0.12 mmol) in anhydrous THF (3 mL). The mixture was stirred at room temperature for 18 hours and was partitioned between ethyl acetate and water. The organic solution was washed with
30 brine, dried over sodium sulfate, filtered, and concentrated. HPLC purification eluting with acetonitrile:water gave 0.010 g (26%) of the title compound as a yellow solid. MS (ESP⁺)

-39-

m/z 391.2 (M + 1). ¹H NMR (400 MHz, Methanol-d₄) δ 8.59 (m, 1H), 7.73 (m, 1H), 7.34 (m, 2H), 6.94 (m, 3H), 5.98 (s, 2H), 4.83 (s, 3H), 4.60 (m, 2H), 4.01 (m, 2H), 3.28 (m, 3H), 2.69 (m, 2H).

5 **Example 17**

2-[5-Benzo[1,3]dioxol-5-yl-2-(1-furan-2-yl-methyl-piperidin-4-yl)-3H-imidazol-4-yl]-pyridine

Sodium triacetoxyborohydride (0.030 g, 0.14 mmol) was added to a solution of 2-(5-benzo[1,3]dioxol-5-yl-2-piperidin-4-yl-3H-imidazol-4-yl)-pyridine (0.035 g, 0.10 mmol; prepared as described in Example 11) and furan-2-carbaldehyde (0.0083 mL, 0.10 mmol) in dichloromethane (5 mL). The mixture was stirred at room temperature for 18 hours and was filtered and concentrated. HPLC purification eluting with acetonitrile:water gave 0.010 g (23%) of the title compound as a yellow solid. MS (ESP⁺) m/z 429.1. ¹H NMR (400 MHz, DMSO-d₆) δ 8.67 (m, 1H), 7.87 (m, 2H), 7.44 (m, 2H), 7.09 (m, 3H), 6.73 (d, 1H, J = 3.2 Hz), 6.60 (m, 1H), 6.12 (s, 2H), 4.45 (s, 2H), 3.54 (m, 2H), 3.26 (m, 1H), 3.11 (m, 2H), 2.33 (m, 2H), 2.06 (m, 2H).

Example 18

20 **{4-[4-Benzo[1,3]dioxol-5-yl-5-(6-methyl-pyridin-2-yl)-1H-imidazol-2-yl]-cyclohexyl}-carbamic acid benzyl ester**

(4-Formyl-cyclohexyl)-carbamic acid benzyl ester (0.133 g, 0.507 mmol; see Example 1 above) was added to a solution of 1-benzo[1,3]dioxol-5-yl-2-(6-methyl-pyridin-2-yl)-ethane-1,2-dione 2-oxime (0.120 g, 0.422 mmol; see Example 4) and ammonium acetate (0.651 g, 8.44 mmol) in acetic acid (5 mL). The mixture was refluxed for 2 hours and solvent was removed under reduced pressure. The reaction mixture was then quenched with an ammonia/ice mixture. The aqueous solution was extracted with ethyl acetate. Ethyl acetate extract was washed with brine, dried over sodium sulfate, filtered, and concentrated. HPLC purification eluting with acetonitrile:water gave 0.035 g (16%) of the hydroxyimidazole as a yellow solid. MS (ESP⁺) m/z 527.2 (M + 1).

30 The above mentioned hydroxyimidazole (0.100 g, 0.190 mmol) was added to a solution of TiCl₃/HCl (10% 2 mL) and methanol (10 mL). The mixture was stirred at

-40-

room temperature for 2 hours. Ammonia/ice mixture was added to quench the reaction. The aqueous solution was extracted with ethyl acetate. The ethyl acetate extract was washed with brine, dried over sodium sulfate, filtered, and concentrated. HPLC purification eluting with acetonitrile:water gave 0.015 g (15%) of the title compound as a yellow solid. MS (ESP⁺) m/z 511.2 (M + 1). ¹H NMR (400 MHz, Methanol-d₄) δ 7.68 (m, 1H), 7.33 (m, 6H), 7.22 (m, 1H), 7.01 (m, 3H), 6.07 (s, 2H), 5.08 (s, 2H), 3.52 (m, 1H), 3.09 (m, 1H), 2.66 (s, 3H), 2.16 (m, 3H), 1.98 (m, 1H), 1.83 (m, 2H), 1.44 (m, 2H).

Example 19

10 **4-[4-Benzo[1,3]dioxol-5-yl-5-(6-methyl-pyridin-2-yl)-1H-imidazol-2-yl]cyclohexylamine**

Palladium on activated carbon (0.017 g) was added to a solution of {4-[4-Benzo[1,3]dioxol-5-yl-5-(6-methyl-pyridin-2-yl)-1H-imidazol-2-yl]-cyclohexyl}-carbamic acid benzyl ester (see Example 18; 0.370 g, 0.725 mmol) in methanol (5 mL). The reaction mixture was stirred under hydrogen atmosphere for 4 hours. The mixture was then filtered and concentrated to give 0.250 g (92%) of the title compound as a yellow oil. MS (ESP⁺) m/z 377.2 (M + 1). ¹H NMR (300 MHz, Methanol-d₄) δ 7.80 (t, 1H, J = 7.8 Hz), 7.36 (m, 2H), 7.01 (m, 3H), 6.07 (s, 2H), 3.47 (m, 1H), 3.32 (m, 1H), 2.29 (m, 2H), 2.03 (m, 4H), 1.90 (m, 2H).

20

Example 20

N-{4-[4-Benzo[1,3]dioxol-5-yl-5-(6-methyl-pyridin-2-yl)-1H-imidazol-2-yl]-cyclohexyl}-C-phenyl-methanesulfonamide

α-Toluenesulfonyl chloride (0.023 g, 0.12 mmol) and diisopropylethylamine (0.026 mL, 0.15 mmol) were added to a solution of 4-[4-benzo[1,3]dioxol-5-yl-5-(6-methyl-pyridin-2-yl)-1H-imidazol-2-yl] cyclohexylamine (see Example 19; 0.038 g, 0.10 mmol) in anhydrous THF (3 mL). The reaction mixture was stirred at room temperature for 3 hours. Solvent was removed under reduced pressure, and the residue was dissolved in 1 mL DMSO. The DMSO solution was filtered and injected onto preparative HPLC. HPLC purification eluting with acetonitrile:water gave 0.005 g (9%) of the title compound as a yellow solid. MS (ESP⁺) m/z 531.1 (M + 1). ¹H NMR (400 MHz, Methanol-d₄) δ 7.67

30

-41-

(m, 1H), 7.41 (m, 6H), 7.30 (m, 1H), 7.22 (m, 1H), 7.01 (m, 2H), 6.07 (s, 2H), 4.34 (s, 2H), 3.05 (m, 2H), 2.63 (s, 3H), 2.13 (m, 2H), 1.95 (m, 2H), 1.72 (m, 2H), 1.43 (m, 2H).

Example 21**5 4-[4-Benzo[1,3]dioxol-5-yl-5-(6-methyl-pyridin-2-yl)-1H-imidazol-2-yl]-bicyclo[2.2.2]octane-1-carboxylic acid methyl ester**

4-Formyl-bicyclo[2.2.2]octane-1-carboxylic acid methyl ester (0.284 g, 1.0 mmol) was added to a solution of 1-benzo[1,3]dioxol-5-yl-2-(6-methyl-pyridin-2-yl)-ethane-1,2-dione 2-oxime (see Example 4; 0.215 g, 1.1 mmol) and ammonium acetate (1.54 g, 20
10 mmol) in acetic acid (5 mL). The mixture was refluxed for 2 hours. Solvent was removed under reduced pressure. The reaction mixture was then quenched with ammonia/ice mixture. The aqueous solution was extracted with ethyl acetate. Ethyl acetate extract was washed with brine, dried over sodium sulfate, filtered, and concentrated to give 0.300g (65%) of the hydroxyimidazole as a yellow solid. MS (ESP⁺) m/z 462.3 (M + 1).

15 The above mentioned hydroxyimidazole (0.250 g, 0.54 mmol) was added to a solution of TiCl₃/HCl (10% 3 mL) and methanol (10 mL). The mixture was stirred at room temperature for 2 hours. Ammonia/ice mixture was added to quench the reaction. The aqueous solution was extracted with ethyl acetate. Ethyl acetate extract was washed with brine, dried over sodium sulfate, filtered, and concentrated. HPLC purification
20 eluting with acetonitrile:water gave 0.100 g (42%) of the title compound as a yellow solid. MS (ESP⁺) m/z 446.2 (M + 1). ¹H NMR (400 MHz, Methanol-d₄) δ 7.72 (t, 1H, J = 7.8 Hz), 7.34 (d, 1H, J = 7.7 Hz), 7.22 (d, 1H, J = 7.9 Hz), 6.97 (m, 3H), 6.05 (s, 2H), 3.67 (s, 3H), 2.64 (s, 3H), 2.10 (m, 6H), 1.99 (m, 6H).

25 Example 22**4-[4-Benzo[1,3]dioxol-5-yl-5-(6-methyl-pyridin-2-yl)-1H-imidazol-2-yl]-bicyclo[2.2.2]octane-1-carboxylic acid**

Lithium hydroxide monohydrate (0.020 g, 0.487 mmol) was added to a solution of 4-[4-benzo[1,3]dioxol-5-yl-5-(6-methyl-pyridin-2-yl)-1H-imidazol-2-yl]-
30 bicyclo[2.2.2]octane-1-carboxylic acid methyl ester (see Example 21; 0.150 g, 0.325 mmol) in a mixture of THF/MeOH/H₂O (2/1/1, 4 mL). The mixture was stirred for 3

-42-

hours. Solvent was removed. Residue was diluted with water (30 mL). Citric acid was added to the solution to make the pH lower than 7. The aqueous solution was extracted with ethyl acetate. Ethyl acetate extract was washed with brine, dried over sodium sulfate, filtered and concentrated to give 0.140 g (99%) of the title compound as a yellow solid.

5 MS (ESP⁺) m/z 432.2 (M + 1). ¹H NMR (400 MHz, Methanol-d₄) δ 7.72 (m, 1H), 7.33 (d, 1H, J = 7.7 Hz), 7.22 (d, 1H, J = 7.7 Hz), 6.98 (m, 3H), 6.05 (s, 2H), 2.64 (s, 3H), 2.11 (m, 6H), 1.99 (m, 6H).

Example 23

10 **4-[4-Benzo[1,3]dioxol-5-yl-5-(6-methyl-pyridin-2-yl)-1H-imidazol-2-yl]-bicyclo[2.2.2]oct-1-yl}-carbamic acid benzyl ester**

Diphenylphosphoryl azide (0.070 mL, 0.324 mmol) was added to a solution of 4-[4-benzo[1,3]dioxol-5-yl-5-(6-methyl-pyridin-2-yl)-1H-imidazol-2-yl]-bicyclo[2.2.2]octane-1-carboxylic acid (see Example 22; 0.140 g, 0.324 mmol) and
15 diisopropylethylamine (0.068 mL, 0.39 mmol) in toluene (5 mL). The mixture was stirred for 2 hours. Benzyl alcohol (0.067 mL, 0.648 mmol) was added to the mixture. The mixture was stirred at room temperature for 18 hours. Solvent was removed. The mixture was partitioned between ethyl acetate and water. The organic solution was washed with
20 acetonitrile:water gave 0.002 g (1%) of the title compound as a yellow solid. MS (ESP⁺) m/z 537.4 (M + 1). ¹H NMR (400 MHz, Methanol-d₄) δ 7.71 (m, 1H), 7.33 (m, 5H), 7.22 (m, 2H), 6.97 (m, 3H), 6.05 (s, 2H), 5.02 (s, 2H), 2.63 (s, 3H), 2.17 (m, 6H), 2.06 (m, 6H).

Example 24

25 **4-[4-Benzo[1,3]dioxol-5-yl-5-(6-ethyl-pyridin-2-yl)-1H-imidazol-2-yl]-piperidine-1-carboxylic acid benzyl ester**

To a solution of 4-[4-benzo[1,3]dioxol-5-yl-5-(6-bromo-pyridin-2-yl)-1H-imidazol-2-yl]-piperidine-1-carboxylic acid benzyl ester (prepared in accordance with Scheme 1b with 6-bromo-piperidine-2-carbaldehyde as the starting material; 100 mg, 0.18 mmol) in
30 DMF (1 mL) and triethylamine (2 mL) under nitrogen, was added PdCl₂(PPh₃)₂ (2 mg, 0.005 mmol) and CuI (2 mg, 0.01 mmol), then followed with trimethylsilylacetylene (30

-43-

uL, 0.20 mmol). The mixture was stirred at room temperature for 4 hours until LC-MS showed complete coupling. Diethyl ether (30 mL) was added and the precipitate was filtered off. The clear solution was washed with saturated aqueous NH_4Cl , then 0.5M EDTA solution, and water, and then dried (MgSO_4). Concentration gave a yellow syrup
5 that was dissolved in THF (20 mL). The solution was cooled to 0°C and tetrabutylammonium fluoride (2 mL, 1 M in THF) was added. The mixture was stirred at room temperature for 30 minutes until LC-MS indicated complete removal of the silyl group. The reaction mixture was then concentrated in vacuum and passed through a short silica gel column with ethyl acetate/dichloromethane (1:1). The purified material was
10 dissolved in ethanol (20 mL) and PtO_2 (50 mg) was added. The mixture was stirred under hydrogen (1 atm) at room temperature for 3 days until LC-MS showed major conversion of the alkyne to the corresponding alkane. The solids were filtered off and the filtrates were concentrated and purified on preparative HPLC to give the title compound (3 mg, 3 %) as a TFA salt. MS (EPS^+ : 511.3 (MH^+)). ^1H NMR (400 MHz, MeOH-d_4) δ 7.60 (t, 1H), 7.39-
15 7.29 (m, 5H), 7.23 (d, 1H), 7.13 (d, 1H), 6.93 (dd, 1H), 6.91 (dd, 1H), 6.81 (d, 1H), 5.95 (s, 2H), 5.14 (s, 2H), 4.28 (d(br), 2H), 3.04 (m, 1H), 3.02 (br, 2H), 2.79 (q, 2H), 2.00 (d(br), 2H), 1.85 (ddd, 2H), 1.28 (t, 3H)

The compounds listed in the following Table were prepared in an analogous
20 manner to those described in the methods and examples above. The mass spectroscopy data of these compounds are included in the Table.

<u>Example</u>	<u>Chemical Name</u>	<u>¹H-NMR</u>	<u>MS</u> (ES +) m/z (M +1)
<u>Example</u> <u>25</u>	2-(5-Benzo[1,3]dioxol-5-yl-2-piperidin-4-yl-3H-imidazol-4-yl)-pyridine	(400 MHz, DMSO-d ₆), δ 8.67 (d, 1H), 7.90 (t, 1H), 7.47(d, 1H), 7.44 (d, 1H), 7.14 (s, 1H), 7.07 (s, 2H), 6.12 (s, 2H), 3.43 (d, 2H), 3.31 (t, 1H), 3.07 (q, 2H), 2.23 (d, 2H), 2.01 (q, 2H)	349 .4
<u>Example</u> <u>26</u>	4-(4-Benzo[1,3]dioxol-5-yl-5-pyridin-2-yl-1H-imidazol-2-yl)-piperidine-1-carboxylic acid 4-nitro-benzyl ester	¹ H NMR (400 MHz, CDCl ₃): δ 8.64 (d, 1H), 8.22 (d, 2H), 7.96 (m, 1H), 7.65 (d, 1H), 7.54 (3H), 6.95 (m, 5H), 6.05 (s, 2H), 5.24 (s, 2H), 4.35 (m, 2H), 3.45 (m, 1H), 2.97 (m, 2H), 2.16 (m, 2H), 1.92 (m, 2H).	528 .09
<u>Example</u> <u>27</u>	4-(4-Benzo[1,3]dioxol-5-yl-5-pyridin-2-yl-1H-imidazol-2-yl)-piperidine-1-carboxylic acid 4,5-dimethoxy-2-nitro-benzyl ester	¹ H NMR (400 MHz, CDCl ₃): δ 8.64 (d, 1H), 7.93 (t, 1H), 7.68 (s, 1H), 7.64 (d, 1H), 7.53 (m, 1H), 7.04 (dd, 1H), 6.98 (s, H), 6.96 (d, 1H), 6.90 (d, 1H), 6.06 (s, 2H), 5.51 (s, 2H), 4.34 (m, 2H), 3.97 (s, 3H), 3.95 (s, 3H), 3.50 (m, 1H), 3.00 (m, 2H), 2.16 (m, 2H), 1.92 (m, 2H).	588 .13
<u>Example</u> <u>28</u>	4-(4-Benzo[1,3]dioxol-5-yl-5-pyridin-2-yl-1H-imidazol-2-yl)-piperidine-1-carboxylic acid 3-fluoro-benzylamide	¹ H NMR (400 MHz, CDCl ₃): δ 8.59 (d, 1H), 7.74 (m, 1H), 7.5 (m, 1H), 7.36 (m, 1H), 7.20 (m, 1H), 6.94 (m, 6H), 6.02 (s, 2H), 4.29 (s, 2H), 4.13 (m, 2H), 3.44 (m, 1H), 2.95 (m, 2H), 2.08 (m, 2H), 1.89 (m, 2H).	500 .05
<u>Example</u> <u>29</u>	4-(4-Benzo[1,3]dioxol-5-yl-5-pyridin-2-yl-1H-imidazol-2-yl)-piperidine-1-carboxylic acid 4-fluoro-benzylamide	¹ H NMR (400 MHz, CDCl ₃): δ 8.57 (d, 1H), 7.76 (m, 1H), 7.53 (d, 1H), 7.35 (m, 1H), 7.17 (m, 1H), 6.95 (m, 6H), 6.02 (s, 2H), 4.27 (s, 2H), 4.13 (m, 2H), 3.44 (m, 1H), 2.95 (m, 2H), 2.08 (m, 2H), 1.89 (m, 2H).	500 .2
<u>Example</u> <u>30</u>	4-(4-Benzo[1,3]dioxol-5-yl-5-pyridin-2-yl-1H-imidazol-2-yl)-piperidine-1-carboxylic acid benzylamide	¹ H NMR (400 MHz, CDCl ₃): δ 8.57 (d, 1H), 7.70 (m, 1H), 7.50 (d, 1H), 7.23 (m, 6H), 7.03 (d, 1H), 6.96 (d, 1H), 6.84 (d, 1H), 6.00 (s, 2H), 4.27 (s, 2H), 4.09 (m, 2H), 3.45 (m, 1H), 2.93 (m, 2H), 2.05 (m, 2H), 1.87 (m, 2H).	482 .07

Example 31	2-[5-Benzo[1,3]dioxol-5-yl-2-[1-(toluene-4-sulfonyl)-piperidin-4-yl]-3H-imidazol-4-yl]-pyridine	¹ H NMR (400 MHz, CDCl ₃): δ 8.53 (d, 1H), 7.80 (m, 1H), 7.65 (d, 2H), 7.57 (d, 1H), 7.41 (m, 1H), 7.37 (d, 2H), 7.04 (m, 1H), 6.96 (m, 1H), 6.87 (d, 1H), 6.04 (s, 2H), 3.95 (m, 2H), 3.28 (m, 1H), 2.46 (s, 3H), 2.41 (m, 2H), 2.24 (m, 2H), 2.10 (m, 2H).	503 .2
Example 32	4-(4-Benzo[1,3]dioxol-5-yl-5-pyridin-2-yl-1H-imidazol-2-yl)-piperidine-1-carboxylic acid 4-methylbenzylamide	¹ H NMR (400 MHz, CDCl ₃): δ 8.59 (d, 1H), 7.77 (t, 1H), 7.52 (d, 1H), 7.37 (t, 1H), 7.10 (m, 4H), 7.01 (dd, 1H), 6.93 (d, 1H), 6.85 (d, 1H), 6.02 (s, 2H), 4.24 (s, 2H), 4.09 (m, 2H), 3.45 (m, 1H), 2.94 (m, 2H), 2.29 (s, 3H), 2.08 (m, 2H), 1.91 (m, 2H).	496 .3
Example 33	4-(4-Benzo[1,3]dioxol-5-yl-5-pyridin-2-yl-1H-imidazol-2-yl)-piperidine-1-carboxylic acid 4-methoxybenzylamide	¹ H NMR (400 MHz, CDCl ₃): δ 8.60 (d, 1H), 7.77 (m, 1H), 7.55 (d, 1H), 7.37 (m, 2H), 7.12 (d, 1H), 7.04 (m, 1H), 6.96 (m, 1H), 6.83 (m, 3H), 6.03 (s, 2H), 4.25 (s, 2H), 4.08 (m, 2H), 3.77 (s, 3H), 3.48 (m, 1H), 2.96 (m, 2H), 2.11 (m, 2H), 1.91 (m, 2H).	512 .3
Example 34	4-(4-Benzo[1,3]dioxol-5-yl-5-pyridin-2-yl-1H-imidazol-2-yl)-piperidine-1-carboxylic acid 2-chlorobenzylamide	¹ H NMR (400 MHz, CDCl ₃): δ 8.56 (d, 1H), 7.72 (m, 1H), 7.51 (d, 1H), 7.28 (m, 3H), 7.14 (m, 2H), 7.02 (dd, 1H), 6.95 (m, 1H), 6.84 (d, 1H), 6.01 (s, 2H), 4.37 (s, 2H), 4.10 (m, 2H), 3.47 (m, 1H), 2.95 (m, 2H), 2.08 (m, 2H), 1.91 (m, 2H).	516 .2
Example 35	4-[4-(4-Benzo[1,3]dioxol-5-yl-5-pyridin-2-yl-1H-imidazol-2-yl)-piperidine-1-sulfonyl]-benzoic acid		533 .1
Example 36	4-(4-Benzo[1,3]dioxol-5-yl-5-pyridin-2-yl-1H-imidazol-2-yl)-piperidine-1-carboxylic acid amide		392 .1
Example 37	4-[4-(4-Benzo[1,3]dioxol-5-yl-5-pyridin-2-yl-1H-imidazol-2-yl)-piperidine-1-sulfonyl]-benzotrile	¹ H NMR (400 MHz, CDCl ₃): δ 8.60 (d, 1H), 7.87 (m, 5H), 7.62 (d, 1H), 7.49 (m, 1H), 7.02 (dd, 1H), 6.94 (d, 1H), 6.89 (d, 1H), 6.05 (s, 2H), 3.97 (m, 2H), 3.30 (m, 1H), 2.56 (m, 2H), 2.25 (m, 2H), 2.05 (m, 2H).	514 .1

Example 38	2-{5-Benzo[1,3]dioxol-5-yl-2-[1-(4-chloro-benzenesulfonyl)-piperidin-4-yl]-3H-imidazol-4-yl}-pyridine	¹ H NMR (400 MHz, CDCl ₃): δ 8.56 (d, 1H), 7.81 (m, 1H), 7.70 (d, 2H), 7.59 (d, 1H), 7.55 (d, 2H), 7.41 (m, 1H), 7.04 (dd, 1H), 6.96 (d, 1H), 6.88 (d, 1H), 6.04 (s, 2H), 3.94 (m, 2H), 3.30 (m, 1H), 2.49 (m, 2H), 2.25 (m, 2H), 2.05 (m, 2H).	523 .1
Example 39	2-{5-Benzo[1,3]dioxol-5-yl-2-[1-(3,4-dichloro-benzenesulfonyl)-piperidin-4-yl]-3H-imidazol-4-yl}-pyridine	¹ H NMR (400 MHz, CDCl ₃): δ 8.57 (d, 1H), 7.84 (d, 1H), 7.81 (d, 1H), 7.65 (d, 1H), 7.58 (m, 2H), 7.42 (m, 1H), 7.03 (dd, 1H), 6.96 (d, 1H), 6.88 (d, 1H), 6.04 (s, 2H), 3.95 (m, 2H), 3.31 (m, 1H), 2.53 (m, 2H), 2.27 (m, 2H), 2.07 (m, 2H).	557 .1
Example 40	{5-[4-(4-Benzo[1,3]dioxol-5-yl-5-pyridin-2-yl-1H-imidazol-2-yl)-piperidine-1-sulfonyl]-naphthalen-1-yl}-dimethyl-amine	¹ H NMR (400 MHz, CDCl ₃): δ 8.61 (m, 2H), 8.56 (m, 1H), 8.26 (d, 1H), 7.80 (m, 1H), 7.66 (m, 2H), 7.52 (m, 2H), 7.39 (m, 1H), 6.95 (dd, 1H), 6.88 (d, 1H), 6.82 (d, 1H), 6.01 (s, 2H), 3.98 (m, 2H), 3.27 (m, 1H), 2.75 (m, 2H), 2.09 (m, 2H), 1.92 (m, 2H).	582 .1
Example 41	2-{5-Benzo[1,3]dioxol-5-yl-2-[1-(pyridin-4-yl-methyl)-piperidin-4-yl]-3H-imidazol-4-yl}-pyridine	¹ H NMR (400 MHz, CDCl ₃): δ 8.82 (d, 2H), 8.66 (m, 1H), 7.88 (d, 2H), 7.78 (t, 1H), 7.58 (d, 1H), 7.37 (m, 1H), 7.06 (dd, 1H), 6.98 (d, 1H), 6.91 (d, 1H), 6.06 (s, 2H), 4.43 (s, 2H), 4.02 (m, 1H), 3.58 (m, 2H), 3.38 (m, 2H), 2.30 (m, 2H), 1.25 (m, 1H), 0.84 (m, 1H).	440 .1
Example 42	2-{5-Benzo[1,3]dioxol-5-yl-2-[1-(propane-2-sulfonyl)-piperidin-4-yl]-3H-imidazol-4-yl}-pyridine	¹ H NMR (400 MHz, MDSO-d ₆): δ 8.70 (d, 1H), 7.88 (t, 1H), 7.46 (m, 2H), 7.13 (m, 3H), 6.14 (s, 2H), 3.80 (m, 2H), 3.36 (m, 1H), 3.24 (m, 1H), 3.05 (m, 2H), 2.06 (m, 2H), 1.95 (m, 2H), 1.24 (d, 6H).	455 .0
Example 43	2-{5-Benzo[1,3]dioxol-5-yl-2-[1-(4-methoxy-benzenesulfonyl)-piperidin-4-yl]-3H-imidazol-4-yl}-pyridine	¹ H NMR (400 MHz, Methanol-d ₄): δ 8.67 (m, 1H), 7.83 (m, 1H), 7.75 (d, 2H), 7.45 (m, 2H), 7.15 (d, 2H), 7.02 (m, 3H), 6.08 (s, 2H), 3.91 (m, 2H), 3.90 (s, 3H), 3.04 (m, 1H), 2.41 (m, 2H), 2.17 (m, 2H), 2.04 (m, 2H).	519 .1

Example <u>44</u>	1-[4-[4-(4-Benzo[1,3]dioxol-5-yl-5-pyridin-2-yl-1H-imidazol-2-yl)-piperidine-1-sulfonyl]-phenyl]-ethanone	¹ H NMR (400 MHz, MDSO-d ₆): δ 8.70 (d, 1H), 8.21 (d, 2H), 7.94 (d, 2H), 7.88 (t, 1H), 7.44 (m, 2H), 7.08 (m, 3H), 6.13 (s, 2H), 3.85 (m, 2H), 3.07 (m, 1H), 2.67 (s, 3H), 2.44 (m, 2H), 2.12 (m, 2H), 1.99 (m, 2H).	531 .0
Example <u>45</u>	2-{5-Benzo[1,3]dioxol-5-yl-2-[1-(4-methyl-benzyl)-piperidin-4-yl]-3H-imidazol-4-yl}-pyridine	¹ H NMR (400 MHz, MDSO-d ₆): δ 8.67 (d, 1H), 7.88 (t, 1H), 7.43 (m, 4H), 7.29 (d, 2H), 7.08 (m, 3H), 6.11 (s, 2H), 4.31 (s, 2H), 3.49 (m, 2H), 3.26 (m, 1H), 3.10 (m, 2H), 2.35 (s, 3H), 2.29 (m, 2H), 2.06 (m, 2H).	453 .2
Example <u>46</u>	2-{5-Benzo[1,3]dioxol-5-yl-2-[1-(3-fluoro-5-trifluoromethyl-benzyl)-piperidin-4-yl]-3H-imidazol-4-yl}-pyridine	¹ H NMR (400 MHz, MDSO-d ₆): δ 8.66 (d, 1H), 7.85 (m, 3H), 7.75 (d, 1H), 7.44 (m, 1H), 7.10 (m, 3H), 6.11 (s, 2H), 4.45 (s, 2H), 3.55 (m, 2H), 3.27 (m, 1H), 3.12 (m, 2H), 2.31 (m, 2H), 2.08 (m, 2H).	525 .1
Example <u>47</u>	2-[5-Benzo[1,3]dioxol-5-yl-2-(1-cyclohexylmethyl-piperidin-4-yl)-3H-imidazol-4-yl]-pyridine		445 .3
Example <u>48</u>	2-[4-(4-Benzo[1,3]dioxol-5-yl-5-pyridin-2-yl-1H-imidazol-2-yl)-piperidin-1-ylmethyl]-cyclopropanecarboxylic acid ethyl ester	¹ H NMR (400 MHz, MDSO-d ₆): δ 8.69 (d, 1H), 7.90 (t, 1H), 7.47 (m, 2H), 7.11 (m, 3H), 6.12 (s, 2H), 4.10 (m, 2H), 3.68 (m, 2H), 3.20 (m, 5H), 2.35 (m, 2H), 2.11 (m, 2H), 1.81 (m, 1H), 1.66 (m, 1H), 1.20 (m, 4H), 1.06 (m, 1H).	475 .2
Example <u>49</u>	2-[4-(4-Benzo[1,3]dioxol-5-yl-5-pyridin-2-yl-1H-imidazol-2-yl)-piperidin-1-ylmethyl]-pyrrolidine-1-carboxylic acid tert-butyl ester	¹ H NMR (400 MHz, MDSO-d ₆): δ 8.69 (d, 1H), 7.91 (t, 1H), 7.47 (m, 2H), 7.10 (m, 3H), 6.12 (s, 2H), 4.24 (m, 2H), 3.29 (m, 8H), 2.33 (m, 2H), 1.97 (m, 6H), 1.43 (s, 9H).	532 .3
Example <u>50</u>	2-{5-Benzo[1,3]dioxol-5-yl-2-[1-(2,2-dimethyl-[1,3]dioxolan-4-ylmethyl)-piperidin-4-yl]-3H-imidazol-4-yl}-pyridine	¹ H NMR (400 MHz, MDSO-d ₆): δ 8.66 (d, 1H), 8.00 (m, 1H), 7.57 (m, 2H), 7.02 (m, 3H), 6.08 (s, 2H), 4.59 (m, 1H), 4.23 (m, 1H), 3.94 (m, 1H), 3.80 (m, 1H), 3.70 (m, 2H), 3.41 (m, 2H), 3.27 (m, 2H), 2.42 (m, 2H), 2.28 (m, 2H), 1.47 (s, 3H), 2.25 (m, 3H).	463 .11

Example 51	2-[5-Benzo[1,3]dioxol-5-yl-2-(1-ethanesulfonyl-piperidin-4-yl)-3H-imidazol-4-yl]-pyridine	¹ H NMR (400 MHz, CDCl ₃): δ 8.63 (d, 1H), 7.84 (t, 1H), 7.61 (d, 1H), 7.44 (m, 1H), 7.07 (dd, 1H), 6.99 (d, 1H), 6.91 (d, 1H), 6.06 (s, 2H), 3.97 (m, 2H), 3.52 (m, 1H), 3.02 (m, 4H), 2.23 (m, 2H), 2.03 (m, 2H), 1.37 (t, 3H).	441 .1
Example 52	2-{5-Benzo[1,3]dioxol-5-yl-2-[1-(butane-1-sulfonyl)-piperidin-4-yl]-3H-imidazol-4-yl}-pyridine	¹ H NMR (400 MHz, CDCl ₃): δ 8.63 (d, 1H), 7.83 (t, 1H), 7.59 (d, 1H), 7.44 (m, 1H), 7.06 (dd, 1H), 6.98 (d, 1H), 6.90 (d, 1H), 6.05 (s, 2H), 3.96 (m, 2H), 3.53 (m, 1H), 2.94 (m, 4H), 2.22 (m, 2H), 2.02 (m, 2H), 1.77 (m, 2H), 1.45 (m, 2H), 0.95 (t, 3H).	469 .2
Example 53	2-{5-Benzo[1,3]dioxol-5-yl-2-[1-(2-nitro-phenylmethanesulfonyl)-piperidin-4-yl]-3H-imidazol-4-yl}-pyridine	¹ H NMR (400 MHz, CDCl ₃): δ 8.62 (d, 1H), 8.04 (d, 1H), 7.81 (m, 1H), 7.67 (t, 1H), 7.58 (m, 3H), 7.41 (m, 1H), 7.06 (dd, 1H), 6.99 (d, 1H), 6.91 (d, 1H), 6.05 (s, 2H), 4.79 (s, 2H), 3.77 (m, 2H), 3.47 (m, 1H), 2.90 (m, 2H), 2.16 (m, 2H), 1.92 (m, 2H).	548 .1
Example 54	2-{5-Benzo[1,3]dioxol-5-yl-2-[1-(2-phenylethanesulfonyl)-piperidin-4-yl]-3H-imidazol-4-yl}-pyridine	¹ H NMR (400 MHz, CDCl ₃): δ 8.62 (d, 1H), 7.82 (t, 1H), 7.60 (d, 1H), 7.50 (m, 3H), 7.44 (m, 4H), 7.05 (m, 1H), 6.98 (m, 1H), 6.88 (d, 1H), 6.70 (d, 1H), 6.01 (s, 2H), 3.94 (m, 2H), 3.45 (m, 1H), 2.85 (m, 2H), 2.27 (m, 2H), 2.10 (m, 2H).	515 .2
Example 55	2-{5-Benzo[1,3]dioxol-5-yl-2-[1-(propane-1-sulfonyl)-piperidin-4-yl]-3H-imidazol-4-yl}-pyridine		455 .21
Example 56	1-[4-(4-Benzo[1,3]dioxol-5-yl-5-pyridin-2-yl-1H-imidazol-2-yl)-piperidine-1-sulfonylmethyl]-7,7-dimethyl-bicyclo[2.2.1]heptan-2-one		563 .17
Example 57	2-{5-Benzo[1,3]dioxol-5-yl-2-[1-(4-chlorophenylmethanesulfonyl)-piperidin-4-yl]-3H-imidazol-4-yl}-pyridine	¹ H NMR (400 MHz, Methanol-d ₄): δ 8.68 (m, 1H), 7.83 (m, 1H), 7.44 (m, 6H), 7.04 (m, 3H), 6.08 (s, 2H), 4.39 (s, 2H), 3.84 (m, 2H), 3.21 (m, 1H), 2.89 (m, 2H), 2.13 (m, 2H), 1.93 (m, 2H).	537 .11

Example 58	2-{5-Benzo[1,3]dioxol-5-yl-2-[1-(3,5-dichlorophenylmethanesulfonyl)-piperidin-4-yl]-3H-imidazol-4-yl}-pyridine	¹ H NMR (400 MHz, Methanol-d ₄): δ 8.68 (m, 1H), 7.84 (m, 1H), 7.46 (m, 5H), 7.04 (m, 3H), 6.08 (s, 2H), 4.41 (s, 2H), 3.89 (m, 2H), 3.26 (m, 1H), 2.95 (m, 2H), 2.17 (m, 2H), 1.96 (m, 2H).	571 .04
Example 59	2-{5-Benzo[1,3]dioxol-5-yl-2-[1-(4-fluorophenylmethanesulfonyl)-piperidin-4-yl]-3H-imidazol-4-yl}-pyridine	¹ H NMR (400 MHz, Methanol-d ₄): δ 8.68 (m, 1H), 7.83 (t, 1H), 7.47 (m, 4H), 7.14 (m, 2H), 7.03 (m, 3H), 6.08 (s, 2H), 4.38 (s, 2H), 3.85 (m, 2H), 3.21 (m, 1H), 2.89 (m, 2H), 2.14 (m, 2H), 1.92 (m, 2H).	521 .10
Example 60	2-{5-Benzo[1,3]dioxol-5-yl-2-[1-(3,4-dichlorophenylmethanesulfonyl)-piperidin-4-yl]-3H-imidazol-4-yl}-pyridine	¹ H NMR (400 MHz, Methanol-d ₄): δ 8.68 (m, 1H), 7.84 (m, 1H), 7.65 (d, 1H), 7.57 (d, 1H), 7.44 (m, 3H), 7.03 (m, 3H), 6.08 (s, 2H), 4.40 (s, 2H), 3.87 (m, 2H), 3.22 (m, 1H), 2.93 (m, 2H), 2.15 (m, 2H), 1.95 (m, 2H).	570 .99
Example 61	2-{5-Benzo[1,3]dioxol-5-yl-2-[1-(2-phenylethanesulfonyl)-piperidin-4-yl]-3H-imidazol-4-yl}-pyridine	¹ H NMR (400 MHz, MDSO-d ₆): δ 8.70 (m, 1H), 7.88 (m, 1H), 7.40 (m, 6H), 7.13 (m, 4H), 6.13 (s, 2H), 3.78 (m, 2H), 3.39 (m, 2H), 3.19 (m, 1H), 3.00 (m, 4H), 2.09 (m, 2H), 1.94 (m, 2H).	517 .17
Example 62	2-[5-Benzo[1,3]dioxol-5-yl-2-(1-p-tolylmethanesulfonyl)-piperidin-4-yl]-3H-imidazol-4-yl]-pyridine	¹ H NMR (400 MHz, Methanol-d ₄): δ 8.57 (m, 1H), 7.84 (m, 1H), 7.55 (d, 1H), 7.44 (m, 1H), 7.23 (d, 2H), 7.16 (d, 2H), 7.01 (dd, 1H), 6.95 (d, 1H), 6.88 (d, 1H), 6.02 (s, 2H), 4.13 (s, 2H), 3.74 (m, 2H), 3.30 (m, 1H), 2.73 (m, 2H), 2.08 (m, 2H), 1.85 (m, 2H).	517 .16
Example 63	3-(4-Benzo[1,3]dioxol-5-yl-1-hydroxy-5-pyridin-2-yl-1H-imidazol-2-yl)-piperidine-1-carboxylic acid benzyl ester	¹ H NMR (400 MHz, Methanol-d ₄): δ 8.72 (m, 1H), 8.01 (m, 1H), 7.59 (m, 2H), 7.36 (m, 5H), 6.99 (m, 3H), 6.06 (s, 2H), 5.16 (s, 2H), 4.52 (m, 1H), 4.23 (m, 1H), 3.44 (m, 1H), 3.24 (m, 1H), 2.99 (m, 1H), 2.26 (m, 1H), 2.03 (m, 1H), 1.90 (m, 1H), 1.67 (m, 1H).	499 .3
Example 64	3-(4-Benzo[1,3]dioxol-5-yl-5-pyridin-2-yl-1H-imidazol-2-yl)-piperidine-1-carboxylic acid benzyl ester	¹ H NMR (400 MHz, Methanol-d ₄): δ 8.67 (m, 1H), 7.87 (m, 1H), 7.48 (m, 2H), 7.34 (m, 5H), 7.03 (m, 3H), 6.08 (s, 2H), 5.16 (s, 2H), 4.44 (m, 1H), 4.17 (m, 1H), 3.22 (m, 2H), 3.06 (m, 1H), 2.26 (m, 1H), 1.95 (m, 2H), 1.66 (m, 1H).	483 .4

Example 65	4-[4-Benzo[1,3]dioxol-5-yl-1-hydroxy-5-(6-methylpyridin-2-yl)-1H-imidazol-2-yl]-piperidine-1-carboxylic acid benzyl ester	¹ H NMR (400 MHz, Methanol-d ₄): δ 7.93 (t, 1H), 7.50 (d, 1H), 7.36 (m, 6H), 7.03 (m, 2H), 6.98 (d, 1H), 6.07 (s, 2H), 5.16 (s, 2H), 4.36 (m, 2H), 3.55 (m, 1H), 3.04 (m, 2H), 2.66 (s, 3H), 2.12 (m, 2H), 1.89 (m, 2H).	513 .2
Example 66	2-{5-Benzo[1,3]dioxol-5-yl-2-[1-(pyridin-2-yl-methanesulfonyl)-piperidin-4-yl]-3H-imidazol-4-yl}-pyridine	¹ H NMR (400 MHz, Methanol-d ₄): δ 8.70 (m, 1H), 8.62 (m, 1H), 7.98 (m, 1H), 7.84 (m, 1H), 7.69 (d, 1H), 7.51 (m, 1H), 7.46 (m, 2H), 7.04 (m, 3H), 6.08 (s, 2H), 4.60 (s, 2H), 3.84 (m, 2H), 3.22 (m, 1H), 2.96 (m, 2H), 2.15 (m, 2H), 1.96 (m, 2H).	504 .11
Example 67	2-{5-Benzo[1,3]dioxol-5-yl-2-[1-(2-naphthalen-1-ylethanesulfonyl)-piperidin-4-yl]-3H-imidazol-4-yl}-pyridine	¹ H NMR (400 MHz, CDCl ₃): δ 8.62 (m, 1H), 8.00 (d, 1H), 7.90 (d, 1H), 7.79 (m, 2H), 7.56 (m, 3H), 7.40 (m, 3H), 7.06 (d, 1H), 7.00 (m, 1H), 6.90 (d, 1H), 6.02 (s, 2H), 3.99 (m, 2H), 3.57 (m, 2H), 3.50 (m, 1H), 3.32 (m, 2H), 2.97 (m, 2H), 2.23 (m, 2H), 1.96 (m, 2H).	567 .17
Example 68	2-[5-Benzo[1,3]dioxol-5-yl-2-(1-phenylmethanesulfonyl-piperidin-3-yl)-3H-imidazol-4-yl]-pyridine	¹ H NMR (400 MHz, Methanol-d ₄): δ 8.68 (m, 1H), 7.90 (m, 1H), 7.44 (m, 7H), 7.04 (m, 3H), 6.08 (s, 2H), 4.40 (s, 2H), 3.98 (m, 1H), 3.62 (m, 1H), 3.26 (m, 1H), 3.16 (m, 1H), 2.82 (m, 1H), 2.21 (m, 1H), 1.87 (m, 2H), 1.65 (m, 1H).	503 .15
Example 69	3-[4-Benzo[1,3]dioxol-5-yl-1-hydroxy-5-(6-methylpyridin-2-yl)-1H-imidazol-2-yl]-piperidine-1-carboxylic acid benzyl ester	¹ H NMR (400 MHz, Methanol-d ₄): δ 7.59 (t, 1H), 7.52 (d, 1H), 7.37 (m, 6H), 7.01 (m, 3H), 6.07 (s, 2H), 5.16 (s, 2H), 4.50 (m, 1H), 4.21 (m, 1H), 3.41 (m, 1H), 3.27 (m, 1H), 3.00 (m, 1H), 2.68 (s, 3H), 2.25 (m, 1H), 2.01 (m, 1H), 1.90 (m, 1H), 1.67 (m, 1H).	513 .2
Example 70	2-{5-Benzo[1,3]dioxol-5-yl-2-[1-(pyridin-4-yl-methanesulfonyl)-piperidin-4-yl]-3H-imidazol-4-yl}-pyridine	¹ H NMR (400 MHz, Methanol-d ₄): δ 8.77 (d, 2H), 8.69 (m, 1H), 7.90 (m, 2H), 7.86 (m, 1H), 7.46 (m, 2H), 7.06 (m, 2H), 7.01 (d, 1H), 6.09 (s, 2H), 4.64 (s, 2H), 3.96 (m, 2H), 3.27 (m, 1H), 3.05 (m, 2H), 2.19 (m, 2H), 2.00 (m, 2H).	504 .11

Example <u>71</u>	2-{5-Benzo[1,3]dioxol-5-yl-2-[1-(pyridin-3-yl-methanesulfonyl)-piperidin-4-yl]-3H-imidazol-4-yl}-pyridine	¹ H NMR (400 MHz, Methanol-d ₄): δ 8.79 (d, 1H), 8.73 (dd, 1H), 8.68 (m, 1H), 8.31 (m, 1H), 7.85 (m, 1H), 7.79 (dd, 1H), 7.46 (m, 2H), 7.04 (m, 3H), 6.09 (s, 2H), 4.58 (s, 2H), 3.93 (m, 2H), 3.27 (m, 1H), 3.03 (m, 2H), 2.19 (m, 2H), 1.99 (m, 2H).	504 .12
Example <u>72</u>	2-{5-Benzo[1,3]dioxol-5-yl-2-[1-(3-trifluoromethyl-phenylmethanesulfonyl)-piperidin-4-yl]-3H-imidazol-4-yl}-pyridine	¹ H NMR (400 MHz, Methanol-d ₄): δ 8.68 (m, 1H), 7.70 (m, 4H), 7.62 (t, 1H), 7.45 (m, 2H), 7.03 (m, 3H), 6.08 (s, 2H), 4.50 (s, 2H), 3.89 (m, 2H), 3.22 (m, 1H), 2.92 (m, 2H), 2.14 (m, 2H), 1.95 (m, 2H).	571 .07
Example <u>73</u>	3-[4-Benzo[1,3]dioxol-5-yl-1-hydroxy-5-(6-methyl-pyridin-2-yl)-1H-imidazol-2-yl]-pyrrolidine-1-carboxylic acid benzyl ester	¹ H NMR (400 MHz, Methanol-d ₄): δ 7.97 (t, 1H), 7.52 (d, 1H), 7.37 (m, 6H), 7.03 (m, 2H), 6.98 (t, 1H), 6.06 (s, 2H), 5.16 (s, 2H), 4.03 (m, 2H), 3.74 (m, 2H), 3.58 (m, 1H), 2.66 (s, 3H), 2.45 (m, 2H).	499 .14
Example <u>74</u>	2-{5-Benzo[1,3]dioxol-5-yl-2-[1-(4-trifluoromethyl-phenylmethanesulfonyl)-piperidin-4-yl]-3H-imidazol-4-yl}-pyridine		571 .13
Example <u>75</u>	2-{5-Benzo[1,3]dioxol-5-yl-2-[1-(3,5-bis-trifluoromethyl-phenylmethanesulfonyl)-piperidin-4-yl]-3H-imidazol-4-yl}-pyridine		639 .01
Example <u>76</u>	2-{5-Benzo[1,3]dioxol-5-yl-2-[1-(biphenyl-4-sulfonyl)-piperidin-4-yl]-3H-imidazol-4-yl}-pyridine	¹ H NMR (400 MHz, Methanol-d ₄): δ 8.67 (d, 1H), 7.86 (m, 5H), 7.68 (m, 2H), 7.46 (m, 5H), 7.03 (m, 3H), 6.08 (s, 2H), 3.98 (m, 2H), 3.06 (m, 1H), 2.50 (m, 2H), 2.21 (m, 2H), 2.06 (m, 2H).	565 .13
Example <u>77</u>	2-{5-Benzo[1,3]dioxol-5-yl-2-[1-(3,5-difluoro-phenylmethanesulfonyl)-piperidin-4-yl]-3H-imidazol-4-yl}-pyridine	¹ H NMR (400 MHz, Methanol-d ₄): δ 8.68 (m, 1H), 7.84 (m, 1H), 7.46 (m, 1H), 7.29 (m, 1H), 7.06 (m, 6H), 6.08 (s, 2H), 4.43 (s, 2H), 3.89 (m, 2H), 3.24 (m, 1H), 2.95 (m, 2H), 2.16 (m, 2H), 1.96 (m, 2H).	539 .10

Example 78	2-{5-Benzo[1,3]dioxol-5-yl-2-[1-(pyridin-2-yl-methanesulfonyl)-piperidin-4-yl]-3H-imidazol-4-yl}-6-methyl-pyridine	¹ H NMR (400 MHz, Methanol-d ₄): δ 8.64 (d, 1H), 8.00 (m, 1H), 7.72 (m, 2H), 7.54 (m, 1H), 7.33 (d, 1H), 7.27 (d, 1H), 7.02 (m, 3H), 6.07 (s, 2H), 4.60 (s, 2H), 3.84 (m, 2H), 3.23 (m, 1H), 2.96 (m, 2H), 2.65 (s, 3H), 2.15 (m, 2H), 1.96 (m, 2H).	518 .16
Example 79	2-{5-Benzo[1,3]dioxol-5-yl-2-[1-(4-phenoxy-benzenesulfonyl)-piperidin-4-yl]-3H-imidazol-4-yl}-pyridine	¹ H NMR (400 MHz, Methanol-d ₄): δ 8.67 (m, 1H), 7.81 (m, 3H), 7.46 (m, 4H), 7.27 (t, 1H), 7.13 (m, 4H), 7.03 (m, 3H), 6.07 (s, 2H), 4.60 (s, 2H), 3.84 (m, 2H), 3.23 (m, 1H), 2.96 (m, 2H), 2.15 (m, 2H), 1.96 (m, 2H).	581 .13
Example 80	2-{5-Benzo[1,3]dioxol-5-yl-2-[1-(biphenyl-4-ylmethanesulfonyl)-piperidin-4-yl]-3H-imidazol-4-yl}-pyridine	¹ H NMR (400 MHz, Methanol-d ₄): δ 8.67 (m, 1H), 7.82 (m, 1H), 7.66 (m, 4H), 7.56 (d, 2H), 7.44 (m, 4H), 7.35 (t, 1H), 7.02 (m, 3H), 6.08 (s, 2H), 4.44 (s, 2H), 3.87 (m, 2H), 3.21 (m, 1H), 2.91 (m, 2H), 2.11 (m, 2H), 1.92 (m, 2H).	579 .12
Example 81	4-[5-Benzo[1,3]dioxol-5-yl-1-methyl-4-(6-methyl-pyridin-2-yl)-1H-imidazol-2-yl]-piperidine-1-carboxylic acid benzyl ester	¹ H NMR (400 MHz, Methanol-d ₄): δ 7.77 (t, 1H), 7.37 (m, 7H), 7.22 (d, 1H), 6.83 (m, 2H), 6.00 (s, 2H), 5.16 (s, 2H), 4.37 (m, 2H), 3.84 (s, 3H), 3.56 (m, 1H), 3.09 (m, 2H), 2.66 (s, 3H), 2.10 (m, 2H), 1.88 (m, 2H).	511 .4
Example 82	4-[4-Benzo[1,3]dioxol-5-yl-1-methyl-5-(6-methyl-pyridin-2-yl)-1H-imidazol-2-yl]-piperidine-1-carboxylic acid benzyl ester	¹ H NMR (400 MHz, Methanol-d ₄): δ 7.79 (t, 1H), 7.36 (m, 6H), 7.07 (m, 2H), 6.95 (m, 2H), 6.11 (s, 2H), 5.17 (s, 2H), 4.37 (m, 2H), 3.60 (s, 3H), 3.40 (m, 1H), 3.07 (m, 2H), 2.69 (s, 3H), 2.00 (m, 4H).	511 .4
Example 83	{4-[4-Benzo[1,3]dioxol-5-yl-1-hydroxy-5-(6-methyl-pyridin-2-yl)-1H-imidazol-2-yl]-cyclohexyl}-carbamic acid benzyl ester	¹ H NMR (400 MHz, Methanol-d ₄): δ 7.90 (t, 1H), 7.48 (d, 1H), 7.35 (m, 6H), 7.01 (m, 3H), 6.07 (s, 2H), 5.09 (s, 2H), 3.52 (m, 1H), 2.66 (s, 3H), 2.16 (m, 3H), 1.99 (m, 2H), 1.82 (m, 2H), 1.46 (m, 2H).	527 .2
Example 84	2-{5-Benzo[1,3]dioxol-5-yl-2-[1-(3-phenoxy-phenylmethanesulfonyl)-piperidin-4-yl]-3H-imidazol-4-yl}-6-methyl-pyridine	(400 MHz, Methanol-d ₄) δ 7.74 (t, 1H, J = 7.8 Hz), 7.20 (m, 14H), 6.07 (s, 2H), 4.38 (s, 2H), 3.85 (m, 2H), 3.22 (m, 1H), 2.87 (m, 2H), 2.66 (s, 3H), 2.12 (m, 2H), 1.94 (m, 2H).	609 .3

Example 85	2-[5-Benzo[1,3]dioxol-5-yl-2-(1-ethanesulfonyl-piperidin-4-yl)-3H-imidazol-4-yl]-6-methylpyridine	(400 MHz, Methanol-d ₄) δ 7.74 (t, 1H, J = 7.9 Hz), 7.34 (m, 1H), 7.28 (m, 1H), 7.03 (m, 3H), 6.08 (s, 2H), 3.92 (m, 2H), 3.25 (m, 1H), 2.94 (m, 4H), 2.66 (s, 3H), 2.23 (m, 2H), 2.03 (m, 2H), 1.35 (t, 3H, J = 7.3 Hz).	455 .2
Example 86	2-{5-Benzo[1,3]dioxol-5-yl-2-[1-(propane-1-sulfonyl)-piperidin-4-yl]-3H-imidazol-4-yl}-6-methylpyridine	(400 MHz, Methanol-d ₄) δ 7.74 (t, 1H, J = 7.9 Hz), 7.34 (m, 1H), 7.28 (m, 1H), 7.03 (m, 3H), 6.08 (s, 2H), 3.92 (m, 2H), 3.25 (m, 1H), 2.94 (m, 4H), 2.66 (s, 3H), 2.23 (m, 2H), 2.03 (m, 2H), 1.84 (m, 2H), 1.09 (t, 3H, J = 7.3 Hz).	469 .2
Example 87	2-{5-Benzo[1,3]dioxol-5-yl-2-[1-(butane-1-sulfonyl)-piperidin-4-yl]-3H-imidazol-4-yl}-6-methylpyridine	(400 MHz, Methanol-d ₄) δ 7.74 (t, 1H, J = 7.9 Hz), 7.34 (m, 1H), 7.28 (m, 1H), 7.03 (m, 3H), 6.08 (s, 2H), 3.92 (m, 2H), 3.25 (m, 1H), 2.94 (m, 4H), 2.66 (s, 3H), 2.23 (m, 2H), 2.03 (m, 2H), 1.78 (m, 2H), 1.50 (m, 2H), 0.99 (t, 3H, J = 7.3 Hz).	483 .2
Example 88	2-{5-Benzo[1,3]dioxol-5-yl-2-[1-(pyridin-3-ylmethanesulfonyl)-piperidin-4-yl]-3H-imidazol-4-yl}-6-methylpyridine	(400 MHz, Methanol-d ₄) δ 8.75 (m, 2H), 8.28 (m, 1H), 7.75 (m, 2H), 7.32 (m, 2H), 7.02 (m, 3H), 6.07 (s, 2H), 4.54 (s, 2H), 3.91 (m, 2H), 3.26 (m, 1H), 3.03 (m, 2H), 2.66 (s, 3H), 2.18 (m, 2H), 1.99 (m, 2H).	518 .1
Example 89	2-{5-Benzo[1,3]dioxol-5-yl-2-[1-(pyridin-4-ylmethanesulfonyl)-piperidin-4-yl]-3H-imidazol-4-yl}-6-methylpyridine	(400 MHz, Methanol-d ₄) δ 8.78 (m, 2H), 7.94 (m, 2H), 7.75 (t, 1H, J = 7.8 Hz), 7.32 (m, 2H), 7.02 (m, 3H), 6.07 (s, 2H), 4.54 (s, 2H), 3.91 (m, 2H), 3.26 (m, 1H), 3.03 (m, 2H), 2.66 (s, 3H), 2.18 (m, 2H), 1.99 (m, 2H).	518 .1
Example 90	2-{5-Benzo[1,3]dioxol-5-yl-2-[1-(3,5-difluorophenylmethanesulfonyl)-piperidin-4-yl]-3H-imidazol-4-yl}-6-methylpyridine	(400 MHz, Methanol-d ₄) δ 7.75 (m, 3H), 7.62 (t, 1H, J = 7.8 Hz), 7.34 (d, 1H, J = 7.8 Hz), 7.28 (d, 1H, J = 7.8 Hz), 7.02 (m, 3H), 6.07 (s, 2H), 4.50 (s, 2H), 3.91 (m, 2H), 3.26 (m, 1H), 3.03 (m, 2H), 2.66 (s, 3H), 2.18 (m, 2H), 1.99 (m, 2H).	553 .1

Example 91	2-{5-Benzo[1,3]dioxol-5-yl-2-[1-(3-trifluoromethyl-phenylmethanesulfonyl)-piperidin-4-yl]-3H-imidazol-4-yl}-6-methyl-pyridine	(400 MHz, Methanol-d ₄) δ 7.74 (t, 1H, J = 7.8 Hz), 7.34 (d, 1H, J = 7.8 Hz), 7.28 (d, 1H, J = 7.8 Hz), 7.12 (m, 2H), 7.02 (m, 4H), 6.07 (s, 2H), 4.43 (s, 2H), 3.91 (m, 2H), 3.26 (m, 1H), 3.03 (m, 2H), 2.66 (s, 3H), 2.18 (m, 2H), 1.99 (m, 2H).	585 .2
Example 92	2-{5-Benzo[1,3]dioxol-5-yl-2-[1-(thiophene-2-sulfonyl)-piperidin-4-yl]-3H-imidazol-4-yl}-6-methyl-pyridine	(400 MHz, Methanol-d ₄) δ 7.90 (m, 1H), 7.74 (t, 1H, J = 7.8 Hz), 7.65 (m, 1H), 7.34 (m, 1H), 7.27 (m, 2H), 7.02 (m, 3H), 6.07 (s, 2H), 3.91 (m, 2H), 3.26 (m, 1H), 3.03 (m, 2H), 2.66 (s, 3H), 2.18 (m, 2H), 1.99 (m, 2H).	509 .2
Example 93	2-{5-Benzo[1,3]dioxol-5-yl-2-[1-(butane-1-sulfonyl)-piperidin-3-yl]-3H-imidazol-4-yl}-6-methyl-pyridine	(400 MHz, Methanol-d ₄) δ 7.80 (t, 1H, J = 7.8 Hz), 7.36 (m, 2H), 7.03 (m, 3H), 6.07 (s, 2H), 3.95 (m, 1H), 3.60 (m, 1H), 3.26 (m, 1H), 3.17 (m, 1H), 3.08 (m, 2H), 2.84 (m, 1H), 2.66 (s, 3H), 2.20 (m, 1H), 1.86 (m, 2H), 1.76 (m, 2H), 1.64 (m, 1H), 1.48 (m, 2H), 0.97 (t, 3H, J = 7.3 Hz).	483 .3
Example 94	2-[5-Benzo[1,3]dioxol-5-yl-2-(1-phenylmethanesulfonyl-piperidin-3-yl)-3H-imidazol-4-yl]-6-methyl-pyridine	(400 MHz, Methanol-d ₄) δ 7.82 (t, 1H, J = 7.8 Hz), 7.39 (m, 7H), 7.02 (m, 3H), 6.07 (s, 2H), 4.40 (s, 2H), 3.95 (m, 1H), 3.60 (m, 1H), 3.26 (m, 1H), 3.17 (m, 1H), 2.84 (m, 1H), 2.66 (s, 3H), 2.20 (m, 1H), 1.86 (m, 2H), 1.64 (m, 1H).	517 .30
Example 95	2-{5-Benzo[1,3]dioxol-5-yl-2-[1-(1-methyl-1H-imidazole-4-sulfonyl)-piperidin-4-yl]-3H-imidazol-4-yl}-6-methyl-pyridine	(400 MHz, Methanol-d ₄) δ 7.82 (m, 1H), 7.77 (m, 1H), 7.73 (t, 1H, J = 7.8 Hz), 7.33 (d, 1H, J = 7.8 Hz), 7.26 (d, 1H, J = 7.8 Hz), 7.02 (m, 3H), 6.07 (s, 2H), 3.91 (m, 2H), 3.82 (s, 3H), 3.26 (m, 1H), 3.03 (m, 2H), 2.66 (s, 3H), 2.18 (m, 2H), 1.99 (m, 2H).	507 .09
Example 96	2-{5-Benzo[1,3]dioxol-5-yl-2-[1-(5-methyl-isoxazole-4-sulfonyl)-piperidin-4-yl]-3H-imidazol-4-yl}-6-methyl-pyridine	(400 MHz, Methanol-d ₄) δ 8.67 (s, 1H), 7.73 (t, 1H, J = 7.8 Hz), 7.33 (d, 1H, J = 7.8 Hz), 7.26 (d, 1H, J = 7.8 Hz), 7.02 (m, 3H), 6.07 (s, 2H), 3.91 (m, 2H), 3.82 (s, 3H), 3.26 (m, 1H), 3.03 (m, 2H), 2.71 (s, 3H), 2.66 (s, 3H), 2.18 (m, 2H), 1.99 (m, 2H).	508 .05

Example 97	4-[5-Benzo[1,3]dioxol-5-yl-1-hydroxy-4-(6-methyl-pyridin-2-yl)-1H-imidazol-2-yl]-piperidine-1-carboxylic acid benzyl ester	¹ H NMR (400 MHz, Methanol-d ₄): δ 8.00 (t, 1H), 7.48 (d, 1H), 7.36 (m, 7H), 7.00 (m, 2H), 6.07 (s, 2H), 5.16 (s, 2H), 4.31 (m, 2H), 3.35 (m, 1H), 3.07 (m, 2H), 2.76 (s, 3H), 2.05 (m, 2H), 1.94 (m, 2H).	513 .3
Example 98	Butane-1-sulfonic acid {4-[4-benzo[1,3]dioxol-5-yl-5-(6-methyl-pyridin-2-yl)-1H-imidazol-2-yl]-cyclohexyl}-amide	(400 MHz, Methanol-d ₄) δ 7.70 (m, 1H), 7.28 (m, 2H), 7.03 (m, 3H), 6.07 (s, 2H), 3.08 (m, 2H), 3.05 (m, 2H), 2.63 (s, 3H), 2.13 (m, 2H), 1.95 (m, 2H), 1.76 (m, 2H), 1.72 (m, 2H), 1.48 (m, 2H), 1.43 (m, 2H), 0.98 (m, 3H).	497 .2
Example 99	N-{4-[4-Benzo[1,3]dioxol-5-yl-5-(6-methyl-pyridin-2-yl)-1H-imidazol-2-yl]-cyclohexyl}-C-pyridin-2-yl-methanesulfonamide	(400 MHz, Methanol-d ₄) δ 8.64 (m, 1H), 8.03 (t, 1H, J = 7.8 Hz), 7.71 (m, 2H), 7.56 (m, 1H), 7.31 (d, 1H, J = 7.8 Hz), 7.24 (d, 1H, J = 7.8 Hz), 7.03 (m, 3H), 6.07 (s, 2H), 4.60 (s, 2H), 3.05 (m, 2H), 2.63 (s, 3H), 2.13 (m, 2H), 1.95 (m, 2H), 1.72 (m, 2H), 1.43 (m, 2H).	531 .9
Example 100	Thiophene-2-sulfonic acid {4-[4-benzo[1,3]dioxol-5-yl-5-(6-methyl-pyridin-2-yl)-1H-imidazol-2-yl]-cyclohexyl}-amide	(400 MHz, CD ₂ Cl ₂) δ 7.95 (t, 1H, J = 8.1 Hz), 7.62 (m, 2H), 7.47 (m, 2H), 7.10 (m, 1H), 7.02 (m, 1H), 6.95 (m, 1H), 6.89 (m, 1H), 6.07 (s, 2H), 3.05 (m, 2H), 2.63 (s, 3H), 2.13 (m, 2H), 1.95 (m, 2H), 1.72 (m, 2H), 1.43 (m, 2H).	523 .2
Example 101	1-Methyl-1H-imidazole-4-sulfonic acid {4-[4-benzo[1,3]dioxol-5-yl-5-(6-methyl-pyridin-2-yl)-1H-imidazol-2-yl]-cyclohexyl}-amide	(400 MHz, Methanol-d ₄) δ 7.80 (m, 1H), 7.68 (m, 2H), 7.29 (m, 1H), 7.22 (m, 1H), 7.02 (m, 3H), 6.07 (s, 2H), 3.80 (s, 3H), 3.05 (m, 2H), 2.63 (s, 3H), 2.13 (m, 2H), 1.95 (m, 2H), 1.72 (m, 2H), 1.43 (m, 2H).	521 .1

Example 102	4-[4-Benzo[1,3]dioxol-5-yl-1-hydroxy-5-(6-methyl-pyridin-2-yl)-1H-imidazol-2-yl]-bicyclo[2.2.2]octane-1-carboxylic acid amide	¹ H NMR (400 MHz, Methanol-d ₄): δ 7.88 (t, 1H), 7.48 (d, 1H), 7.29 (d, 1H), 7.02 (m, 3H), 6.08 (s, 2H), 2.66 (s, 3H), 2.27 (m, 6H), 1.97 (m, 6H).	447 .14
Example 103	4-[4-Benzo[1,3]dioxol-5-yl-1-hydroxy-5-(6-methyl-pyridin-2-yl)-1H-imidazol-2-yl]-bicyclo[2.2.2]octane-1-carboxylic acid methyl ester	¹ H NMR (400 MHz, Methanol-d ₄): δ 7.87 (t, 1H), 7.46 (d, 1H), 7.30 (d, 1H), 7.04 (m, 3H), 3.68 (s, 3H), 6.08 (s, 2H), 2.66 (s, 3H), 2.24 (m, 6H), 1.99 (m, 6H).	462 .3
Example 104	4-[4-Benzo[1,3]dioxol-5-yl-5-(6-bromo-pyridin-2-yl)-1H-imidazol-2-yl]-piperidine-1-carboxylic acid benzyl ester	(400 MHz, CDCl ₃) δ 7.43 (d, 1H), 7.37-7.28 (m, 6H), 7.26-7.23 (m, 1H), 7.05 (dd, 1H), 7.04 (s, 1H), 6.83 (dd, 1H), 5.98 (s, 2H), 5.12 (s, 2H), 3.07 (br, 1H), 2.93 (br, 2H), 2.08 (d(br), 2H), 1.83 (q(br), 2H)	591 .0/ 593 .0
Example 105	2-{5-Benzo[1,3]dioxol-5-yl-2-[1-(thiophene-3-sulfonyl)-piperidin-4-yl]-3H-imidazol-4-yl}-6-methyl-pyridine	(400 MHz, Methanol-d ₄) δ 8.15 (m, 1H), 7.72 (m, 2H), 7.38 (d, 1H, J = 5.1 Hz), 7.33 (d, 1H, J = 7.8 Hz), 7.28 (d, 1H, J = 7.8 Hz), 7.01 (m, 3H), 6.07 (s, 2H), 3.91 (m, 2H), 3.26 (m, 1H), 3.03 (m, 2H), 2.66 (s, 3H), 2.18 (m, 2H), 1.99 (m, 2H)	509 .0
Example 106	2-{5-Benzo[1,3]dioxol-5-yl-2-[1-(5-methyl-2-trifluoromethyl-furan-3-sulfonyl)-piperidin-4-yl]-3H-imidazol-4-yl}-6-methyl-pyridine	(400 MHz, Methanol-d ₄) δ 7.76 (m, 1H), 7.30 (m, 3H), 7.01 (m, 3H), 6.07 (s, 2H), 3.91 (m, 2H), 3.26 (m, 1H), 3.03 (m, 2H), 2.66 (s, 3H), 2.64 (s, 3H), 2.18 (m, 2H), 1.99 (m, 2H)	575 .2

Example 107	4-[2-(1-phenylmethanesulfonyl-piperidin-4-yl)-5-(6-methyl-pyridin-2-yl)-1H-imidazol-4-yl]-pyridin-2-yl-fluoride	(400MHz, CDCl ₃), d 8.29 (dd, 1H), 7.96-7.89 (m, 1H), 7.50 (t, 1H), 7.40-7.37 (m, 6H), 7.09 (d, 1H), 7.02 (d, 1H), 4.23 (s, 2H), 3.99 (s, 1H), 3.74 (d, 2H), 2.86 (d, 3H), 2.77 (t, 2H), 2.07 (m, 2H), 1.94 (m, 2H)	492 .4
Example 108	4-[4-Benzo[1,3]dioxol-5-yl-5-(6-trifluoromethyl-pyridin-2-yl)-1H-imidazol-2-yl]-piperidine-1-carboxylic acid benzyl ester	(400 MHz, CDCl ₃) δ 7.79 (t, 1H), 7.67 (d, 1H), 7.58 (d, 1H), 7.31-7.21 (m, 5H), 7.05 (d, 1H), 7.00 (s, 1H), 6.83 (d, 1H), 5.98 (s, 2H), 5.04 (d(br), 2H), 4.29 (br, 2H), 3.58 (br, 1H), 2.92 (br, 2H), 2.10-1.80 (br, 4H)	551 .2
Example 109	4-[5-Benzo[1,3]dioxol-5-yl-4-(6-bromo-pyridin-2-yl)-1-hydroxy-1H-imidazol-2-yl]-piperidine-1-carboxylic acid benzyl ester	(400 MHz, MeOH- d ₄) δ 7.63-7.56 (m, 2H), 7.39-7.32 (m, 5H), 7.26 (d, 1H), 7.02 (br, 3H), 6.09 (s, 2H), 5.17 (s, 2H), 4.36 (d(br), 2H), 3.56 (br, 1H), 3.06 (br, 2H), 2.07-1.99 (br, 4H)	577 .0/ 579 .0
Example 110	2-[5-Benzo[1,3]dioxol-5-yl-2-(1-phenylmethanesulfonyl-piperidin-4-yl)-3H-imidazol-4-yl]-6-bromopyridine	(400 MHz, CDCl ₃) δ 7.46-7.35 (m, 6H), 7.25 (d, 1H), 7.07 (d, 1H), 7.05 (dd, 1H), 6.84 (d, 1H), 5.99 (s, 2H), 4.23 (s, 2H), 3.71 (d(br), 2H), 2.85 (br, 1H), 2.72 (t(br), 2H), 1.96 (d(br), 2H), 1.72 (m, 2H)	580 .8/ 582 .8
Example 111	{4-[4-Benzo[1,3]dioxol-5-yl-5-(6-methyl-pyridin-2-yl)-1H-imidazol-2-yl]-bicyclo[2.2.2]oct-1-yl}-methanol	(300 MHz, Methanol-d ₄) δ 7.71 (t, 1H, J = 7.8 Hz), 7.33 (d, 1H, J = 7.8 Hz), 7.21 (d, 1H, J = 7.8 Hz), 6.97 (m, 3H), 6.07 (s, 2H), 3.28 (s, 2H), 2.64 (s, 3H), 2.11 (m, 6H), 1.66 (m, 6H).	418 .4
Example 112	4-[4-Benzo[1,3]dioxol-5-yl-5-(6-methyl-pyridin-2-yl)-1H-imidazol-2-yl]-bicyclo[2.2.2]octane-1-carboxylic acid amide	(300 MHz, Methanol-d ₄) δ 7.70 (t, 1H, J = 7.8 Hz), 7.31 (d, 1H, J = 7.8 Hz), 7.20 (d, 1H, J = 7.8 Hz), 6.97 (m, 3H), 6.06 (s, 2H), 2.64 (s, 3H), 2.11 (m, 6H), 1.66 (m, 6H).	431 .4
Example 113	4-[4-Benzo[1,3]dioxol-5-yl-5-(6-methyl-pyridin-2-yl)-2H-imidazol-2-yl]-piperidine-1-sulfonic acid dimethylamide	(300 MHz, Methanol-d ₄) δ 7.74 (t, 1H, J = 7.9 Hz), 7.34 (m, 1H), 7.28 (m, 1H), 7.03 (m, 3H), 6.07 (s, 2H), 3.92 (m, 2H), 3.25 (m, 1H), 2.94 (m, 2H), 2.85 (s, 6H), 2.66 (s, 3H), 2.23 (m, 2H), 2.03 (m, 2H).	470 .2
Example 114	1-{4-[4-Benzo[1,3]dioxol-5-yl-5-(6-methyl-pyridin-2-yl)-1H-imidazol-2-yl]-piperidin-1-yl}-3-phenylpropan-1-one	(300 MHz, Methanol-d ₄) δ 7.74 (t, 1H, J = 7.8 Hz), 7.27 (m, 7H), 7.03 (m, 3H), 6.08 (s, 2H), 4.10 (m, 2H), 3.89 (m, 2H), 3.42 (m, 1H), 3.11 (m, 2H), 2.92 (m, 2H), 2.66 (s, 3H), 1.94 (m, 4H).	495 .3

Example 115	2-{5-Benzo[1,3]dioxol-5-yl-2-[1-(propane-2-sulfonyl)-piperidin-4-yl]-3H-imidazol-4-yl}-6-methyl-pyridine	(300 MHz, Methanol-d ₄) δ 7.74 (t, 1H, J = 7.9 Hz), 7.34 (m, 1H), 7.28 (m, 1H), 7.03 (m, 3H), 6.07 (s, 2H), 3.92 (m, 2H), 3.25 (m, 2H), 2.94 (m, 2H), 2.66 (s, 3H), 2.23 (m, 2H), 2.03 (m, 2H), 1.25 (d, 6H, J = 9.0 Hz).	470 .2
Example 116	4-[4-Benzo[1,3]dioxol-5-yl-5-(6-methyl-pyridin-2-yl)-1H-imidazol-2-yl]-bicyclo[2.2.2]octane-1-carbonitrile	(300 MHz, Methanol-d ₄) δ 7.80 (t, 1H, J = 7.8 Hz), 7.38 (d, 1H, J = 7.8 Hz), 7.28 (d, 1H, J = 7.8 Hz), 6.97 (m, 3H), 6.06 (s, 2H), 2.64 (s, 3H), 2.14 (m, 12H).	413 .3
Example 117	4-[4-Benzo[1,3]dioxol-5-yl-5-(6-methyl-pyridin-2-yl)-1H-imidazol-2-yl]-bicyclo[2.2.2]oct-1-ylamine	(300 MHz, Methanol-d ₄) δ 7.07 (m, 6H), 6.05 (s, 2H), 2.66 (s, 3H), 2.24 (m, 6H), 1.98 (m, 6H).	403 .4
Example 118	N-{4-[4-Benzo[1,3]dioxol-5-yl-5-(6-methyl-pyridin-2-yl)-1H-imidazol-2-yl]-bicyclo[2.2.2]oct-1-yl}-C-phenyl-methanesulfonamide	(300 MHz, Methanol-d ₄) δ 7.74 (t, 1H, J = 7.8 Hz), 7.38 (m, 6H), 7.23 (d, 1H, J = 7.8 Hz), 6.98 (m, 3H), 6.06 (s, 2H), 2.65 (s, 3H), 2.18 (m, 6H), 2.03 (m, 6H).	557 .4
Example 119	N-{4-[4-Benzo[1,3]dioxol-5-yl-5-(6-methyl-pyridin-2-yl)-1H-imidazol-2-yl]-bicyclo[2.2.2]oct-1-yl}-methanesulfonamide	(300 MHz, Methanol-d ₄) δ 7.74 (t, 1H, J = 7.8 Hz), 7.35 (d, 1H, J = 7.8 Hz), 7.23 (d, 1H, J = 7.8 Hz), 6.98 (m, 3H), 6.06 (s, 2H), 3.01 (s, 3H), 2.65 (s, 3H), 2.19 (m, 6H), 2.10 (m, 6H).	481 .6
Example 120	N-{4-[4-Benzo[1,3]dioxol-5-yl-5-(6-methyl-pyridin-2-yl)-1H-imidazol-2-yl]-bicyclo[2.2.2]oct-1-yl}-C-pyridin-2-yl-methanesulfonamide	(300 MHz, Methanol-d ₄) δ 8.66 (d, 1H, J = 4.2 Hz), 8.09 (t, 1H, J = 7.8 Hz), 7.76 (m, 2H), 7.61 (m, 1H), 7.36 (d, J = 7.8 Hz), 7.24 (d, 1H, J = 8.1 Hz), 6.98 (m, 3H), 6.06 (s, 2H), 5.49 (s, 1H), 4.60 (s, 2H), 2.66 (s, 3H), 2.19 (m, 6H), 2.12 (m, 6H).	558 .4
Example 121	2-{5-Benzo[1,3]dioxol-5-yl-2-[4-(1H-tetrazol-5-yl)-bicyclo[2.2.2]oct-1-yl]-3H-imidazol-4-yl}-6-methyl-pyridine	(300 MHz, Methanol-d ₄) δ 7.77 (t, 1H, J = 7.8 Hz), 7.37 (d, 1H, J = 7.8 Hz), 7.27 (d, 1H, J = 7.8 Hz), 7.00 (m, 3H), 6.06 (s, 2H), 2.66 (s, 3H), 2.26 (m, 6H), 2.19 (m, 6H).	456 .4
Example 122	N-{4-[4-Benzo[1,3]dioxol-5-yl-5-(6-methyl-pyridin-2-yl)-1H-imidazol-2-yl]-bicyclo[2.2.2]oct-1-yl}-acetamide	(300 MHz, CD ₂ Cl ₂) δ 7.87 (t, 1H, J = 8.1 Hz), 7.38 (m, 2H), 6.93 (m, 3H), 6.05 (s, 2H), 2.74 (s, 3H), 2.69 (s, 3H), 2.21 (m, 6H), 2.08 (m, 6H).	445 .6

Example 123	Thiophene-2-sulfonic acid {4-[4-benzo[1,3]dioxol-5-yl-5-(6-methyl-pyridin-2-yl)-1H-imidazol-2-yl]-bicyclo[2.2.2]oct-1-yl}-amide	(300 MHz, Methanol-d ₄) δ 7.75 (m, 2H), 7.61 (m, 1H), 7.33 (m, 1H), 7.20 (m, 1H), 7.11 (m, 1H), 6.95 (m, 3H), 6.05 (s, 2H), 2.64 (s, 3H), 2.12 (m, 6H), 1.98 (m, 6H).	549 .5
Example 124	1-Methyl-1H-imidazole-4-sulfonic acid {4-[4-benzo[1,3]dioxol-5-yl-5-(6-methyl-pyridin-2-yl)-1H-imidazol-2-yl]-bicyclo[2.2.2]oct-1-yl}-amide	(300 MHz, Methanol-d ₄) δ 7.74 (m, 3H), 7.34 (d, 1H, J = 7.8 Hz), 7.21 (d, 1H, J = 8.4 Hz), 6.05 (s, 2H), 3.79 (s, 3H), 2.66 (s, 3H), 2.56 (m, 6H), 1.98 (m, 6H).	547 .5
Example 125	Thiophene-3-sulfonic acid {4-[4-benzo[1,3]dioxol-5-yl-5-(6-methyl-pyridin-2-yl)-1H-imidazol-2-yl]-bicyclo[2.2.2]oct-1-yl}-amide	(300 MHz, Methanol-d ₄) δ 8.05 (m, 1H), 7.72 (m, 1H), 7.60 (m, 1H), 7.37 (m, 2H), 7.21 (m, 1H), 6.96 (m, 3H), 6.05 (s, 2H), 2.64 (s, 3H), 2.12 (m, 6H), 1.94 (m, 6H).	549 .5
Example 126	2-{5-Benzo[1,3]dioxol-5-yl-2-[1-(2-phenylethanesulfonyl)-piperidin-4-yl]-3H-imidazol-4-yl}-6-methyl-pyridine	(300 MHz, Methanol-d ₄) δ 7.70 (m, 3H), 7.46 (m, 5H), 7.26 (m, 2H), 7.02 (m, 4H), 6.07 (s, 2H), 3.93 (m, 2H), 3.19 (m, 1H), 2.87 (m, 2H), 2.64 (s, 3H), 2.22 (m, 2H), 2.04 (m, 2H).	529 .8
Example 127	2-{5-Benzo[1,3]dioxol-5-yl-2-[1-(2-phenylethanesulfonyl)-piperidin-4-yl]-3H-imidazol-4-yl}-6-methyl-pyridine	(300 MHz, Methanol-d ₄) δ 7.74 (m, 1H), 7.31 (m, 7H), 7.02 (m, 3H), 6.07 (s, 2H), 3.95 (m, 2H), 3.30 (m, 3H), 3.10 (m, 2H), 2.99 (m, 2H), 2.65 (s, 3H), 2.16 (m, 2H), 1.98 (m, 2H).	531 .8
Example 128	Methanesulfonic acid 4-[4-benzo[1,3]dioxol-5-yl-5-(6-methyl-pyridin-2-yl)-1H-imidazol-2-yl]-bicyclo[2.2.2]oct-1-ylmethyl ester	(300 MHz, Methanol-d ₄) δ 7.73 (t, 1H, J = 7.8 Hz), 7.34 (d, 1H, J = 7.8 Hz), 7.22 (d, 1H, J = 7.8 Hz), 6.98 (m, 3H), 6.06 (s, 2H), 3.98 (s, 2H), 3.08 (s, 3H), 2.65 (s, 3H), 2.12 (m, 6H), 1.73 (m, 6H).	496 .5
Example 129	{4-[4-Benzo[1,3]dioxol-5-yl-5-(6-methyl-pyridin-2-yl)-1H-imidazol-2-yl]-bicyclo[2.2.2]oct-1-yl}-acetonitrile	(300 MHz, Methanol-d ₄) δ 7.73 (t, 1H, J = 7.8 Hz), 7.34 (d, 1H, J = 7.8 Hz), 7.23 (d, 1H, J = 7.8 Hz), 6.98 (m, 3H), 6.06 (s, 2H), 2.65 (s, 3H), 2.40 (s, 2H), 2.14 (m, 6H), 1.77 (m, 6H).	427 .4

Example 130	{4-[4-Benzo[1,3]dioxol-5-yl-5-(6-methyl-pyridin-2-yl)-1H-imidazol-2-yl]-bicyclo[2.2.2]oct-1-yl}-acetic acid	(300 MHz, Methanol-d ₄) δ 7.71 (t, 1H, J = 7.5 Hz), 7.33 (d, 1H, J = 7.8 Hz), 7.20 (d, 1H, J = 8.1 Hz), 6.97 (m, 3H), 6.06 (s, 2H), 2.65 (s, 3H), 2.18 (s, 2H), 2.09 (m, 6H), 1.77 (m, 6H).	446 .3
Example 131	N-{4-[4-Benzo[1,3]dioxol-5-yl-5-(6-methyl-pyridin-2-yl)-1H-imidazol-2-yl]-bicyclo[2.2.2]oct-1-ylmethyl}-methanesulfonamide	(300 MHz, Methanol-d ₄) δ 8.09 (m, 1H), 7.71 (m, 1H), 7.34 (m, 1H), 7.22 (m, 1H), 6.98 (m, 2H), 6.85 (d, 1H, J = 7.5 Hz), 6.06 (s, 2H), 3.18 (s, 3H), 2.92 (s, 2H), 2.65 (s, 3H), 2.11 (m, 6H), 1.67 (m, 6H).	495 .5
Example 132	2-{5-Benzo[1,3]dioxol-5-yl-2-[1-(biphenyl-4-sulfonyl)-piperidin-4-yl]-3H-imidazol-4-yl}-6-methyl-pyridine	(300 MHz, Methanol-d ₄) δ 7.90 (m, 4H), 7.72 (m, 3H), 7.49 (m, 3H), 7.32 (d, 1H, J = 7.8 Hz), 7.26 (d, 1H, J = 8.1 Hz), 7.01 (m, 3H), 6.07 (s, 2H), 4.00 (m, 2H), 3.06 (m, 1H), 2.63 (s, 3H), 2.50 (m, 2H), 2.18 (m, 2H), 2.06 (m, 2H).	579 .7
Example 133	2-{5-Benzo[1,3]dioxol-5-yl-2-[1-(4-phenoxy-benzenesulfonyl)-piperidin-4-yl]-3H-imidazol-4-yl}-6-methyl-pyridine	(300 MHz, Methanol-d ₄) δ 7.77 (m, 3H), 7.45 (m, 2H), 7.27 (m, 3H), 7.12 (m, 4H), 7.10 (m, 3H), 6.07 (s, 2H), 3.95 (m, 2H), 3.07 (m, 1H), 2.64 (s, 3H), 2.46 (m, 2H), 2.19 (m, 2H), 2.04 (m, 2H).	595 .8
Example 134	2-{5-Benzo[1,3]dioxol-5-yl-2-[1-(3,4-dichloro-benzenesulfonyl)-piperidin-4-yl]-3H-imidazol-4-yl}-6-methyl-pyridine	(300 MHz, Methanol-d ₄) δ 7.79 (m, 4H), 7.31 (m, 2H), 7.01 (m, 3H), 6.07 (s, 2H), 3.98 (m, 2H), 3.09 (m, 1H), 2.65 (s, 3H), 2.53 (m, 3H), 2.53 (m, 2H), 2.21 (m, 2H), 2.05 (m, 2H).	571 .2
Example 135	N-{4-[4-Benzo[1,3]dioxol-5-yl-5-(6-methyl-pyridin-2-yl)-1H-imidazol-2-yl]-bicyclo[2.2.2]oct-1-ylmethyl}-C-phenyl-methanesulfonamide	(300 MHz, Methanol-d ₄) δ 7.72 (m, 1H), 7.40 (m, 6H), 7.22 (m, 1H), 6.98 (m, 3H), 6.06 (s, 2H), 4.54 (d, 2H, J = 3.3 Hz), 4.21 (m, 1H), 3.87 (s, 2H), 2.64 (s, 3H), 2.06 (m, 6H), 1.64 (m, 6H).	572 .4
Example 136	N-{4-[4-Benzo[1,3]dioxol-5-yl-5-(6-methyl-pyridin-2-yl)-1H-imidazol-2-yl]-bicyclo[2.2.2]oct-1-ylmethyl}-C-pyridin-2-yl-methanesulfonamide	(300 MHz, Methanol-d ₄) δ 8.60 (m, 1H), 7.92 (m, 1H), 7.70 (m, 2H), 7.49 (m, 1H), 7.34 (m, 1H), 7.23 (m, 1H), 6.98 (m, 3H), 6.06 (s, 2H), 4.72 (s, 2H), 3.68 (s, 2H), 2.65 (s, 3H), 2.08 (m, 6H), 1.67 (m, 6H).	573 .4

Example 137	4-[4-Benzo[1,3]dioxol-5-yl-5-(6-methyl-pyridin-2-yl)-1H-imidazol-2-yl]-bicyclo[2.2.2]octane-1-carboxylic acid benzylamide	(300 MHz, Methanol-d ₄) δ 7.73 (m, 1H), 7.29 (m, 7H), 6.98 (m, 3H), 6.06 (s, 2H), 4.39 (s, 2H), 2.65 (s, 3H), 2.12 (m, 6H), 1.99 (m, 6H).	521 .6
Example 138	4-[4-Benzo[1,3]dioxol-5-yl-5-(6-methyl-pyridin-2-yl)-1H-imidazol-2-yl]-bicyclo[2.2.2]octane-1-carboxylic acid (pyridin-2-ylmethyl)-amide	(300 MHz, Methanol-d ₄) δ 8.70 (m, 1H), 8.37 (t, 1H, J = 7.8 Hz), 7.76 (m, 3H), 7.35 (d, 1H, J = 7.8 Hz), 7.24 (d, 1H, J = 7.8 Hz), 6.99 (m, 3H), 6.06 (s, 2H), 4.64 (s, 2H), 2.66 (s, 3H), 2.15 (m, 1H), 2.03 (m, 6H).	522 .7
Example 139	4-[4-Benzo[1,3]dioxol-5-yl-5-(6-methyl-pyridin-2-yl)-1H-imidazol-2-yl]-bicyclo[2.2.2]octane-1-carboxylic acid 3-chloro-4-fluoro-benzylamide	(300 MHz, Methanol-d ₄) δ 7.34 (t, 1H, J = 7.8 Hz), 7.36 (m, 2H), 7.19 (m, 3H), 6.99 (m, 3H), 6.06 (s, 2H), 4.33 (s, 2H), 2.65 (s, 3H), 2.14 (m, 6H), 1.98 (m, 6H).	573 .3
Example 140	4-[4-Benzo[1,3]dioxol-5-yl-5-(6-methyl-pyridin-2-yl)-1H-imidazol-2-yl]-bicyclo[2.2.2]octane-1-carboxylic acid (furan-2-ylmethyl)-amide	(300 MHz, Methanol-d ₄) δ 7.73 (t, 1H, J = 7.8 Hz), 7.40 (d, 1H, J = 1.8 Hz), 7.34 (d, 1H, J = 7.8 Hz), 7.23 (d, 1H, J = 7.8 Hz), 6.99 (m, 3H), 6.33 (m, 1H), 6.20 (d, 1H, J = 3.0 Hz), 6.06 (s, 2H), 4.36 (s, 2H), 2.65 (s, 3H), 2.13 (m, 6H), 1.97 (m, 6H).	511 .7
Example 141	2-[5-Benzo[1,3]dioxol-5-yl-2-(1-methanesulfonyl-pyrrolidin-3-yl)-3H-imidazol-4-yl]-6-methyl-pyridine	(300 MHz, Methanol-d ₄) δ 7.90 (t, 1H, J = 8.1 Hz), 7.42 (m, 2H), 7.03 (m, 3H), 6.07 (s, 2H), 3.86 (m, 2H), 3.66 (m, 2H), 3.52 (m, 1H), 2.97 (s, 3H), 2.66 (s, 3H), 2.44 (m, 2H).	427 .4
Example 142	2-[5-Benzo[1,3]dioxol-5-yl-2-[1-(butane-1-sulfonyl)-pyrrolidin-3-yl]-3H-imidazol-4-yl]-6-methyl-pyridine	(300 MHz, Methanol-d ₄) δ 7.89 (t, 1H, J = 8.1 Hz), 7.42 (m, 2H), 7.03 (m, 3H), 6.06 (s, 2H), 3.91 (m, 2H), 3.71 (m, 2H), 3.55 (m, 1H), 3.13 (m, 2H), 2.72 (s, 3H), 2.49 (m, 2H), 1.78 (m, 2H), 1.49 (m, 2H), 0.97 (t, 3H, J = 7.5 Hz).	469 .5
Example 143	2-[5-Benzo[1,3]dioxol-5-yl-2-[1-(1-methyl-1H-imidazole-4-sulfonyl)-pyrrolidin-3-yl]-3H-imidazol-4-yl]-6-methyl-pyridine	(300 MHz, Methanol-d ₄) δ 7.87 (t, 1H, J = 8.1 Hz), 7.78 (s, 1H), 7.77 (s, 1H), 7.40 (m, 2H), 7.02 (m, 3H), 6.07 (s, 2H), 3.96 (m, 1H), 3.77 (s, 3H), 3.67 (m, 3H), 3.48 (m, 1H), 2.66 (s, 3H), 2.30 (m, 2H).	493 .5

Example 144	2-[5-Benzo[1,3]dioxol-5-yl-2-(1-phenylmethanesulfonyl-pyrrolidin-3-yl)-3H-imidazol-4-yl]-6-methyl-pyridine	(300 MHz, Methanol-d ₄) δ 7.90 (t, 1H, J = 7.8 Hz), 7.41 (m, 8H), 7.02 (m, 3H), 6.07 (s, 2H), 4.46 (s, 2H), 3.62 (m, 5H), 2.71 (s, 3H), 3.45 (m, 2H).	503 .5
Example 145	2-{5-Benzo[1,3]dioxol-5-yl-2-[1-(4-chloro-benzenesulfonyl)-pyrrolidin-3-yl]-3H-imidazol-4-yl}-6-methyl-pyridine	(300 MHz, Methanol-d ₄) δ 7.87 (m, 3H), 7.59 (m, 2H), 7.41 (m, 2H), 6.99 (m, 3H), 6.07 (s, 2H), 3.82 (m, 1H), 3.60 (m, 3H), 3.44 (m, 1H), 2.72 (s, 3H), 2.36 (m, 2H).	523 .02
Example 146	2-{5-Benzo[1,3]dioxol-5-yl-2-[1-(2-nitro-phenylmethanesulfonyl)-piperidin-4-yl]-3H-imidazol-4-yl}-6-methyl-pyridine	(300 MHz, Methanol-d ₄) δ 8.07 (d, 1H, J = 8.1 Hz), 7.71 (m, 4H), 7.34 (d, 1H, J = 7.8 Hz), 7.28 (d, 1H, J = 8.1 Hz), 7.02 (m, 3H), 6.07 (s, 2H), 4.92 (s, 2H), 3.81 (m, 2H), 2.65 (m, 1H), 2.97 (m, 2H), 2.65 (s, 3H), 2.15 (m, 2H), 1.98 (m, 2H).	562 .5
Example 147	2-{5-Benzo[1,3]dioxol-5-yl-2-[1-(2-naphthalen-2-yl-ethanesulfonyl)-piperidin-4-yl]-3H-imidazol-4-yl}-6-methyl-pyridine	(300 MHz, Methanol-d ₄) δ 8.07 (d, 1H, J = 7.8 Hz), 7.90 (d, 1H, J = 8.1 Hz), 7.75 (m, 2H), 7.48 (m, 4H), 7.33 (d, 1H, J = 7.8 Hz), 7.27 (d, 1H, J = 7.8 Hz), 7.02 (m, 3H), 6.07 (s, 2H), 3.99 (m, 2H), 3.58 (m, 2H), 3.43 (m, 2H), 3.30 (m, 1H), 3.01 (m, 2H), 2.64 (s, 3H), 2.18 (m, 2H), 1.97 (m, 2H).	581 .6
Example 148	1-{4-[4-Benzo[1,3]dioxol-5-yl-5-(6-methyl-pyridin-2-yl)-1H-imidazol-2-yl]-piperidine-1-sulfonylmethyl}-7,7-dimethyl-bicyclo[2.2.1]heptan-2-one	(300 MHz, Methanol-d ₄) δ 7.34 (t, 1H, J = 7.8 Hz), 7.31 (m, 2H), 7.03 (m, 3H), 6.08 (s, 2H), 3.96 (m, 2H), 3.38 (m, 2H), 2.97 (m, 3H), 2.66 (s, 3H), 2.44 (m, 2H), 2.08 (m, 7H), 1.65 (m, 1H), 1.47 (m, 1H), 1.14 (s, 3H), 0.92 (s, 3H).	577 .5
Example 149	2-{5-Benzo[1,3]dioxol-5-yl-2-[1-(4-chloro-benzenesulfonyl)-piperidin-4-yl]-3H-imidazol-4-yl}-6-methyl-pyridine	(300 MHz, Methanol-d ₄) δ 7.77 (m, 5H), 7.30 (m, 2H), 7.01 (m, 3H), 6.07 (s, 2H), 3.97 (m, 2H), 3.04 (m, 1H), 2.64 (s, 3H), 2.47 (m, 2H), 2.19 (m, 2H), 2.04 (m, 2H).	537 .3

Example 150	4-[4-Benzo[1,3]dioxol-5-yl-5-(6-methyl-pyridin-2-yl)-1H-imidazol-2-yl]-bicyclo[2.2.2]octane-1-carboxylic acid methylamide	(300 MHz, Methanol-d ₄) δ 7.73 (t, 1H, J = 7.8 Hz), 5.34 (d, 1H, J = 7.8 Hz), 7.23 (d, 1H, J = 7.8 Hz), 6.98 (m, 3H), 6.06 (s, 2H), 2.73 (s, 3H), 2.65 (s, 3H), 2.12 (m, 6H), 1.94 (m, 6H).	445 .5
Example 151	4-[4-Benzo[1,3]dioxol-5-yl-5-(6-methyl-pyridin-2-yl)-1H-imidazol-2-yl]-bicyclo[2.2.2]octane-1-carboxylic acid ethylamide	(300 MHz, Methanol-d ₄) δ 7.73 (t, 1H, J = 7.8 Hz), 7.34 (d, 1H, J = 7.8 Hz), 7.23 (d, 1H, J = 7.8 Hz), 6.99 (m, 3H), 6.06 (s, 2H), 3.21 (q, 2H, J = 7.2 Hz), 2.65 (s, 3H), 2.13 (m, 6H), 1.95 (m, 6H), 1.11 (t, 3H, J = 7.2 Hz).	459 .6
Example 152	4-[4-Benzo[1,3]dioxol-5-yl-5-(6-methyl-pyridin-2-yl)-1H-imidazol-2-yl]-bicyclo[2.2.2]octane-1-carboxylic acid butylamide	(300 MHz, Methanol-d ₄) δ 7.73 (t, 1H, J = 7.8 Hz), 7.34 (d, 1H, J = 7.8 Hz), 7.23 (d, 1H, J = 7.8 Hz), 6.99 (m, 3H), 6.06 (s, 2H), 3.19 (t, 2H, J = 6.9 Hz), 2.65 (s, 3H), 2.13 (m, 6H), 1.96 (m, 6H), 1.48 (m, 2H), 1.35 (m, 2H), 0.94 (t, 1H, J = 7.2 Hz).	487 .6
Example 153	4-[4-Benzo[1,3]dioxol-5-yl-5-(6-methyl-pyridin-2-yl)-1H-imidazol-2-yl]-bicyclo[2.2.2]octane-1-carboxylic acid isopropylamide	(300 MHz, Methanol-d ₄) δ 7.73 (t, 1H, J = 7.8 Hz), 7.34 (d, 1H, J = 7.5 Hz), 7.23 (d, 1H, J = 7.8 Hz), 6.06 (s, 2H), 4.02 (m, 1H), 2.65 (m, 1H), 2.12 (m, 6H), 1.95 (m, 6H), 1.13 (d, 6H, J = 5.4 Hz).	473 .6
Example 154	4-[4-Benzo[1,3]dioxol-5-yl-5-(6-methyl-pyridin-2-yl)-1H-imidazol-2-yl]-bicyclo[2.2.2]octane-1-carboxylic acid (3-imidazol-1-yl-propyl)-amide	(300 MHz, Methanol-d ₄) δ 8.98 (s, 1H), 7.71 (m, 2H), 7.60 (m, 1H), 7.35 (d, 1H, J = 6.0 Hz), 7.24 (d, 1H, J = 6.0 Hz), 6.99 (m, 3H), 6.06 (s, 2H), 4.26 (t, 2H, J = 6.0 Hz), 4.24 (d, 1H, J = 6.0 Hz), 2.65 (s, 3H), 2.13 (m, 8H), 1.97 (m, 6H).	539 .6
Example 155	2-(4-[4-Benzo[1,3]dioxol-5-yl-5-(6-methyl-pyridin-2-yl)-1H-imidazol-2-yl]-piperidine-1-sulfonylmethyl)-phenylamine	(300 MHz, Methanol-d ₄) δ 7.74 (t, 1H, J = 7.8 Hz), 7.29 (m, 4H), 6.99 (m, 5H), 6.06 (s, 2H), 4.44 (s, 2H), 3.89 (m, 2H), 3.22 (m, 1H), 2.97 (m, 2H), 2.66 (s, 3H), 2.13 (m, 2H), 1.94 (m, 2H).	532 .3

Example 156	4-[4-Benzo[1,3]dioxol-5-yl-5-(6-methyl-pyridin-2-yl)-1H-imidazol-2-yl]-bicyclo[2.2.2]octane-1-carboxylic acid (1-methyl-5-methylsulfanyl-1H-[1,2,4]triazol-3-yl)-amide	(300 MHz, Methanol-d ₄) δ 7.73 (t, 1H, J = 7.8 Hz), 7.35 (d, 1H, J = 7.8 Hz), 7.23 (d, 1H, J = 7.8 Hz), 6.99 (d, 3H, J = 7.8 Hz), 3.70 (s, 3H), 2.65 (s, 3H), 2.07 (m, 12H).	558 .6
Example 157	4-[4-Benzo[1,3]dioxol-5-yl-5-(6-methyl-pyridin-2-yl)-1H-imidazol-2-yl]-bicyclo[2.2.2]octane-1-carboxylic acid cyclohexylamide	(300 MHz, Methanol-d ₄) δ 7.73 (t, 1H, J = 7.8 Hz), 7.34 (d, 1H, J = 7.8 Hz), 7.23 (d, 1H, J = 7.8 Hz), 6.98 (m, 3H), 6.06 (s, 2H), 3.66 (m, 1H), 2.65 (s, 3H), 2.12 (m, 6H), 1.95 (m, 6H), 1.77 (m, 5H), 1.29 (m, 5H).	513 .9
Example 158	{4-[4-Benzo[1,3]dioxol-5-yl-5-(6-methyl-pyridin-2-yl)-1H-imidazol-2-yl]-bicyclo[2.2.2]oct-1-yl}-pyrrolidin-1-yl-methanone	(300 MHz, Methanol-d ₄) δ 7.73 (t, 1H, J = 7.8 Hz), 7.34 (d, 1H, J = 7.8 Hz), 7.23 (d, 1H, J = 7.8 Hz), 6.99 (m, 3H), 6.06 (s, 2H), 3.47 (m, 4H), 2.65 (s, 3H), 2.11 (m, 12H), 1.87 (m, 4H).	485 .8
Example 159	4-[4-Benzo[1,3]dioxol-5-yl-5-(6-methyl-pyridin-2-yl)-1H-imidazol-2-yl]-bicyclo[2.2.2]octane-1-carboxylic acid dimethylamide	(300 MHz, Methanol-d ₄) δ 7.74 (t, 1H, J = 7.8 Hz), 7.35 (d, 1H, J = 7.8 Hz), 7.24 (d, 1H, J = 7.8 Hz), 6.97 (m, 3H), 6.06 (s, 2H), 3.09 (s, 6H), 2.65 (s, 3H), 2.13 (m, 12H).	459 .5
Example 160	4-[4-Benzo[1,3]dioxol-5-yl-5-(6-methyl-pyridin-2-yl)-1H-imidazol-2-yl]-bicyclo[2.2.2]octane-1-carboxylic acid diethylamide	(300 MHz, Methanol-d ₄) δ 7.73 (m, 1H), 7.35 (d, 1H, J = 7.8 Hz), 7.23 (d, 1H, J = 7.8 Hz), 6.99 (m, 3H), 6.06 (s, 2H), 3.47 (m, 4H), 2.65 (s, 3H), 2.10 (m, 12H), 1.17 (m, 6H).	487 .4
Example 161	4-[4-Benzo[1,3]dioxol-5-yl-5-(6-methyl-pyridin-2-yl)-1H-imidazol-2-yl]-bicyclo[2.2.2]octane-1-carboxylic acid dipropylamide	(300 MHz, Methanol-d ₄) δ 7.73 (t, 1H, J = 8.1 Hz), 7.34 (d, 1H, J = 7.5 Hz), 7.23 (d, 1H, J = 8.1 Hz), 6.98 (m, 3H), 6.06 (s, 2H), 3.36 (m, 4H), 2.65 (s, 3H), 2.12 (m, 12H), 1.61 (m, 4H), 0.93 (t, 6H, J = 7.2 Hz).	515 .5

Example 162	4-[4-Benzo[1,3]dioxol-5-yl-5-(6-methyl-pyridin-2-yl)-1H-imidazol-2-yl]-bicyclo[2.2.2]octane-1-carboxylic acid (5,7-difluoro-benzothiazol-2-yl)-amide	(300 MHz, Methanol-d ₄) δ 7.77 (t, 1H, J = 7.8 Hz), 7.50 (m, 1H), 7.37 (d, 1H, J = 7.8 Hz), 7.26 (d, 1H, J = 7.8 Hz), 7.03 (m, 3H), 6.07 (s, 2H), 2.66 (s, 3H), 2.17 (m, 12H).	600 .5
Example 163	4-[4-Benzo[1,3]dioxol-5-yl-5-(6-methyl-pyridin-2-yl)-1H-imidazol-2-yl]-bicyclo[2.2.2]octane-1-carboxylic acid benzothiazol-2-ylamide	(300 MHz, Methanol-d ₄) δ 7.86 (d, 1H, J = 8.1 Hz), 7.75 (m, 2H), 7.34 (m, 4H), 6.99 (m, 3H), 6.07 (s, 2H), 2.66 (s, 3H), 2.18 (m, 12H).	564 .5
Example 164	4-[4-Benzo[1,3]dioxol-5-yl-5-(6-methyl-pyridin-2-yl)-1H-imidazol-2-yl]-bicyclo[2.2.2]octane-1-carboxylic acid (1H-benzoimidazol-2-yl)-amide	(300 MHz, Methanol-d ₄) δ 7.78 (t, 1H, J = 7.8 Hz), 7.68 (m, 2H), 7.47 (m, 2H), 7.37 (d, 1H, J = 7.8 Hz), 7.27 (d, 1H, J = 7.8 Hz), 6.99 (m, 3H), 6.07 (s, 2H), 2.67 (s, 3H), 2.21 (m, 12H).	547 .5
Example 165	4-[4-Benzo[1,3]dioxol-5-yl-5-(6-methyl-pyridin-2-yl)-1H-imidazol-2-yl]-bicyclo[2.2.2]octane-1-carboxylic acid (2-hydroxy-1-methyl-2-phenyl-ethyl)-amide	(300 MHz, Methanol-d ₄) δ 7.73 (t, 1H, J = 7.8 Hz), 7.32 (m, 7H), 6.98 (m, 3H), 6.06 (s, 2H), 4.63 (d, 1H, J = 6.0 Hz), 4.19 (m, 1H), 2.65 (s, 3H), 2.06 (m, 6H), 1.80 (m, 6H), 1.15 (d, 3H, J = 6.6 Hz).	565 .5
Example 166	4-[4-Benzo[1,3]dioxol-5-yl-5-(6-methyl-pyridin-2-yl)-1H-imidazol-2-yl]-bicyclo[2.2.2]octane-1-carboxylic acid (pyridin-4-ylmethyl)-amide	(300 MHz, Methanol-d ₄) δ 8.79 (d, 2H, J = 6.6 Hz), 7.93 (d, 2H, J = 6.6 Hz), 7.76 (t, 1H, J = 8.1 Hz), 7.36 (d, 1H, J = 7.8 Hz), 7.26 (d, 1H, J = 7.8 Hz), 7.00 (m, 3H), 6.06 (s, 2H), 4.65 (s, 2H), 2.66 (s, 3H), 2.18 (m, 6H), 2.06 (m, 6H).	565 .5
Example 167	{4-[4-Benzo[1,3]dioxol-5-yl-5-(6-methyl-pyridin-2-yl)-1H-imidazol-2-yl]-piperidin-1-yl}-(3-chlorophenyl)-methanone	(300 MHz, Methanol-d ₄) δ 7.64 (m, 1H), 7.30 (m, 6H), 6.92 (m, 3H), 5.98 (s, 2H), 3.21 (m, 5H), 2.56 (s, 3H), 1.86 (m, 4H).	501 .1

Example 168	{4-[4-Benzo[1,3]dioxol-5-yl-5-(6-methyl-pyridin-2-yl)-1H-imidazol-2-yl]-piperidin-1-yl}-(4-fluorophenyl)-methanone	(300 MHz, Methanol-d ₄) δ 7.74 (t, 1H, J = 7.8 Hz), 7.51 (m, 2H), 7.27 (m, 4H), 7.03 (m, 3H), 6.08 (s, 2H), 3.89 (m, 2H), 3.42 (m, 1H), 3.11 (m, 2H), 2.66 (s, 3H), 1.94 (m, 4H).	485 .5
Example 169	{4-[4-Benzo[1,3]dioxol-5-yl-5-(6-methyl-pyridin-2-yl)-1H-imidazol-2-yl]-piperidin-1-yl}-(4-methoxyphenyl)-methanone	(300 MHz, Methanol-d ₄) δ 7.71 (t, 1H, J = 7.8 Hz), 7.43 (m, 2H), 7.31 (m, 2H), 7.03 (m, 5H), 6.08 (s, 2H), 3.85 (s, 3H), 3.30 (m, 5H), 1.96 (m, 4H).	497 .6
Example 170	4-[5-Benzo[1,3]dioxol-5-yl-4-(6-cyclopropyl-pyridin-2-yl)-1H-imidazol-2-yl]-bicyclo[2.2.2]octane-1-carboxylic acid	(300 MHz, Methanol-d ₄) δ 7.68 (t, 1H), 7.28 (d, 1H), 7.23 (d, 1H), 7.04-6.95 (m, 3H), 6.07 (s, 2H), 2.20-1.97 (m, 13H), 1.08-0.99 (m, 4H)	458 .1
Example 171	4-[5-Benzo[1,3]dioxol-5-yl-4-(6-methyl-pyridin-2-yl)-1H-imidazol-2-yl]-bicyclo[2.2.2]octane-1-carboxylic acid methoxyamide	(300 MHz, Methanol-d ₄) δ 7.73 (t, 1H, J = 8.1 Hz), 7.34 (d, 1H, J = 7.8 Hz), 7.23 (d, 1H, J = 7.8 Hz), 6.98 (m, 3H), 6.05 (s, 2H), 3.67 (s, 3H), 2.64 (s, 3H), 2.11 (m, 6H), 1.94 (m, 6H).	461 .3
Example 172	4-[5-Benzo[1,3]dioxol-5-yl-4-(6-methyl-pyridin-2-yl)-1H-imidazol-2-yl]-bicyclo[2.2.2]octane-1-carboxylic acid hydroxyamide	(300 MHz, Methanol-d ₄) δ 7.74 (m, 1H), 7.34 (m, 1H), 7.23 (m, 1H), 6.98 (m, 3H), 6.06 (m, 2H), 2.65 (m, 3H), 2.11 (m, 6H), 1.96 (m, 6H).	477 .3
Example 173	{4-[4-Benzo[1,3]dioxol-5-yl-5-(6-methyl-pyridin-2-yl)-1H-imidazol-2-yl]-cyclohexylmethyl}-carbamic acid benzyl ester	(300 MHz, Methanol-d ₄) δ 7.66 (t, 1H, J = 7.8 Hz), 7.32 (m, 7H), 7.02 (m, 3H), 6.07 (s, 2H), 5.09 (s, 2H), 3.12 (m, 1H), 3.05 (d, 2H, J = 6.6 Hz), 2.62 (s, 3H), 2.17 (m, 2H), 1.98 (m, 2H), 1.74 (m, 2H), 1.62 (m, 1H), 1.18 (m, 2H).	525 .3
Example 174	4-[4-Benzo[1,3]dioxol-5-yl-5-(6-methyl-pyridin-2-yl)-1H-imidazol-2-yl]-bicyclo[2.2.2]octane-1-carboxylic acid hydrazide	(300 MHz, Methanol-d ₄) δ 7.77 (t, 1H, J = 8.1 Hz), 7.36 (d, 1H, J = 7.5 Hz), 7.26 (d, 1H, J = 7.8 Hz), 7.00 (m, 3H), 6.06 (s, 2H), 2.66 (s, 3H), 2.15 (m, 6H), 2.01 (m, 6H).	446 .5

Example 175	N-{4-[4-Benzo[1,3]dioxol-5-yl-5-(6-methyl-pyridin-2-yl)-1H-imidazol-2-yl]-cyclohexylmethyl}-acetamide	(300 MHz, Methanol-d ₄) δ 7.67 (t, 1H, J = 7.8 Hz), 7.29 (d, 1H, J = 7.8 Hz), 7.22 (d, 1H, J = 7.8 Hz), 7.02 (m, 3H), 6.08 (s, 2H), 3.09 (m, 3H), 2.66 (m, 1H), 2.63 (s, 3H), 2.18 (m, 2H), 2.01 (m, 1H), 1.96 (s, 3H), 1.75 (m, 2H), 1.64 (m, 1H), 1.19 (m, 2H).	433 .5
Example 176	N-{4-[4-Benzo[1,3]dioxol-5-yl-5-(6-methyl-pyridin-2-yl)-1H-imidazol-2-yl]-cyclohexylmethyl}-methanesulfonamide	(300 MHz, Methanol-d ₄) δ 7.66 (t, 1H, J = 7.8 Hz), 7.29 (d, 1H, J = 7.8 Hz), 7.22 (d, 1H, J = 7.8 Hz), 7.02 (m, 3H), 6.07 (s, 2H), 2.89 (s, 3H), 2.62 (s, 3H), 2.20 (m, 2H), 2.06 (m, 2H), 1.73 (m, 4H), 1.21 (m, 2H).	469 .4
Example 177	N-{4-[4-Benzo[1,3]dioxol-5-yl-5-(6-methyl-pyridin-2-yl)-1H-imidazol-2-yl]-cyclohexylmethyl}-C-phenyl-methanesulfonamide	(300 MHz, Methanol-d ₄) δ 7.66 (t, 1H, J = 7.8 Hz), 7.35 (m, 8H), 7.02 (m, 2H), 6.07 (s, 2H), 4.33 (s, 2H), 2.83 (d, 1H, J = 6.3 Hz), 2.62 (s, 3H), 2.16 (m, 2H), 1.98 (m, 2H), 1.74 (m, 3H), 1.53 (m, 1H), 1.15 (m, 2H).	545 .5
Example 178	Butane-1-sulfonic acid {4-[4-benzo[1,3]dioxol-5-yl-5-(6-methyl-pyridin-2-yl)-1H-imidazol-2-yl]-cyclohexylmethyl}-amide	(300 MHz, Methanol-d ₄) δ 7.67 (m, 1H), 7.29 (d, 1H, J = 7.8 Hz), 7.22 (d, 1H, J = 7.8 Hz), 7.02 (m, 1H), 6.07 (s, 2H), 3.05 (m, 3H), 2.96 (d, 1H, J = 6.3 Hz), 2.63 (s, 3H), 2.20 (m, 2H), 2.06 (m, 2H), 1.75 (m, 4H), 1.63 (m, 1H), 1.49 (m, 2H), 1.20 (m, 2H), 0.98 (t, 3H, J = 6.3 Hz).	511 .3
Example 179	Propane-2-sulfonic acid {4-[4-benzo[1,3]dioxol-5-yl-5-(6-methyl-pyridin-2-yl)-1H-imidazol-2-yl]-cyclohexylmethyl}-amide	(300 MHz, Methanol-d ₄) δ 7.68 (m, 1H), 7.29 (d, 1H, J = 8.1 Hz), 7.22 (d, 1H, J = 7.8 Hz), 7.03 (m, 3H), 6.07 (s, 2H), 3.22 (m, 1H), 3.09 (m, 1H), 2.99 (d, 2H, J = 6.3 Hz), 2.63 (s, 3H), 2.20 (m, 2H), 2.06 (m, 2H), 1.76 (m, 2H), 1.62 (m, 1H), 1.34 (d, 6H, J = 6.6 Hz), 1.20 (m, 2H).	497 .3
Example 180	N-{4-[4-Benzo[1,3]dioxol-5-yl-5-(6-methyl-pyridin-2-yl)-1H-imidazol-2-yl]-cyclohexylmethyl}-C-pyridin-2-yl-methanesulfonamide	(300 MHz, Methanol-d ₄) δ 8.64 (m, 1H), 8.00 (m, 1H), 7.66 (m, 2H), 7.54 (m, 1H), 7.29 (d, 1H, J = 7.5 Hz), 7.21 (d, 1H, J = 8.1 Hz), 7.01 (m, 3H), 6.07 (s, 2H), 4.56 (s, 2H), 3.08 (m, 1H), 2.95 (d, 2H, J = 6.6 Hz), 2.62 (s, 3H), 2.19 (m, 2H), 2.00 (m, 2H), 1.73 (m, 2H), 1.60 (m, 1H), 1.19 (m, 2H).	546 .3

Example 181	N-[4-[4-Benzo[1,3]dioxol-5-yl-5-(6-methyl-pyridin-2-yl)-1H-imidazol-2-yl]-cyclohexylmethyl]-C-pyridin-4-yl-methanesulfonamide	(300 MHz, Methanol-d ₄) δ 8.76 (d, 2H, J = 6.3 Hz), 7.90 (d, 2H, J = 6.3 Hz), 7.67 (t, 1H, J = 7.8 Hz), 7.29 (d, 1H, J = 7.8 Hz), 7.22 (d, 1H, J = 7.8 Hz), 7.02 (m, 3H), 6.07 (s, 2H), 4.60 (s, 2H), 3.12 (m, 1H), 3.01 (d, 1H, J = 6.6 Hz), 2.20 (m, 2H), 2.04 (m, 2H), 1.73 (m, 2H), 1.62 (m, 1H), 1.17 (m, 2H).	546 .3
Example 182	(4-Methoxy-benzyl)-{4-[5-(6-methyl-pyridin-2-yl)-2-(1-phenylmethanesulfonyl-piperidin-4-yl)-1H-imidazol-4-yl]-pyridin-2-yl}-amine	(400MHz, Methanol-d ₄), δ 8.23 (d, 1H), 7.87 (t, 1H), 7.47-7.31 (m, 10H), 7.06 (d, 1H), 7.01 (s, 1H), 6.89 (d, 1H), 4.38 (s, 2H), 3.95 (s, 3H), 3.78 (m, 5H), 2.86 (t, 2H), 2.66 (m, 3H), 2.10 (d, 2H), 1.97 (m, 2H)	609 .5
Example 183	4-[5-(6-Methyl-pyridin-2-yl)-4-[1,2,4]triazolo[1,5-a]pyridin-6-yl-1H-imidazol-2-yl]-bicyclo[2.2.2]octane-1-carboxylic acid methyl ester	(300 MHz, Methanol-d ₄) δ 9.27 (s, 1H), 8.57 (s, 1H), 7.93 (d, 1H), 7.86 (t, 1H), 7.80 (dd, 1H), 7.45 (dd, 1H), 7.31 (d, 1H), 3.72 (s, 3H), 2.22-2.15 (m, 6H), 2.05-1.97 (m, 6H)	443 .3
Example 184	4-[5-(6-Methyl-pyridin-2-yl)-4-[1,2,4]triazolo[1,5-a]pyridin-6-yl-1H-imidazol-2-yl]-bicyclo[2.2.2]octane-1-carboxylic acid	(300 MHz, Methanol-d ₄) δ 9.27 (s, 1H), 8.57 (s, 1H), 7.93 (d, 1H), 7.86 (t, 1H), 7.81 (dd, 1H), 7.44 (d, 1H), 7.31 (d, 1H), 2.22-2.15 (m, 6H), 2.05-1.97 (m, 6H)	429 .1
Example 185	4-[4-(6-Cyclopropyl-pyridin-2-yl)-5-[1,2,4]triazolo[1,5-a]pyridin-6-yl-1H-imidazol-2-yl]-bicyclo[2.2.2]octane-1-carboxylic acid methyl ester	(300 MHz, Methanol-d ₄) δ 9.19 (s, 1H), 8.57 (s, 1H), 7.93 (d, 1H), 7.79 (dd, 1H), 7.76 (t, 1H), 7.46 (d, 1H), 7.31 (d, 1H), 3.72 (s, 3H), 2.22-2.03 (m, 13H), 0.92-0.87 (m, 2H), 0.72-0.69 (m, 2H)	469 .3
Example 186	4-[4-(6-Methyl-pyridin-2-yl)-5-[1,2,4]triazolo[1,5-a]pyridin-6-yl-1H-imidazol-2-yl]-bicyclo[2.2.2]octane-1-carboxylic acid hydroxyamide	(300 MHz, Methanol-d ₄) δ 9.26 (s, 1H), 8.57 (s, 1H), 7.93 (d, 1H), 7.86 (t, 1H), 7.80 (dd, 1H), 7.44 (dd, 1H), 7.31 (d, 1H), 3.72 (s, 3H), 2.22-2.15 (m, 13H), 2.05-1.95 (m, 6H)	429 .3
Example 187	4-[4-(6-Methyl-pyridin-2-yl)-5-[1,2,4]triazolo[1,5-a]pyridin-6-yl-1H-imidazol-2-yl]-bicyclo[2.2.2]octane-1-carboxylic acid amide	(300 MHz, Methanol-d ₄) δ 9.27 (s, 1H), 8.57 (s, 1H), 7.93 (d, 1H), 7.86 (t, 1H), 7.80 (dd, 1H), 7.45 (dd, 1H), 7.31 (d, 1H), 3.72 (s, 3H), 2.22-2.15 (m, 13H), 2.05-1.95 (m, 6H)	428 .3

Example 188	4-[4-(6-Cyclopropyl-pyridin-2-yl)-5-[1,2,4]triazolo[1,5-a]pyridin-6-yl-1H-imidazol-2-yl]-bicyclo[2.2.2]octane-1-carboxylic acid	(300 MHz, Methanol-d ₄) δ 9.19 (s, 1H), 8.57 (s, 1H), 7.93 (d, 1H), 7.79 (dd, 1H), 7.76 (t, 1H), 7.46 (d, 1H), 7.31 (d, 1H), 2.20-2.03 (m, 13H), 0.93-0.87 (m, 2H), 0.73-0.69 (m, 2H)	455 .4
Example 189	N-{4-[4-Benzo[1,3]dioxol-5-yl-5-(6-methyl-pyridin-2-yl)-1H-imidazol-2-yl]-bicyclo[2.2.2]oct-1-yl}-2,2,2-trifluoro-acetamide	(300 MHz, Methanol-d ₄) δ 8.60 (s, 1H), 7.76 (t, 1H, J = 7.8 Hz), 7.36 (d, 1H, J = 7.8 Hz), 7.25 (d, 1H, J = 7.8 Hz), 7.02 (m, 3H), 6.06 (s, 2H), 2.66 (s, 3H), 2.19 (m, 12H).	499 .2
Example 190	4-[4-Benzo[1,3]dioxol-5-yl-5-(6-methyl-pyridin-2-yl)-1H-imidazol-2-yl]-bicyclo[2.2.2]octan-1-ol	(300 MHz, Methanol-d ₄) δ 7.72 (t, 1H, J = 7.8 Hz), 7.34 (d, 1H, J = 7.5 Hz), 7.22 (d, 1H, J = 7.5 Hz), 6.98 (m, 3H), 6.06 (s, 2H), 2.64 (s, 3H), 2.21 (m, 6H), 1.83 (m, 6H).	404 .4
Example 191	4-[4-(6-Cyclopropyl-pyridin-2-yl)-5-[1,2,4]triazolo[1,5-a]pyridin-6-yl-1H-imidazol-2-yl]-bicyclo[2.2.2]octane-1-carboxylic acid amide	(300 MHz, Methanol-d ₄) δ 9.20 (s, 1H), 8.57 (s, 1H), 7.93 (d, 1H), 7.79 (dd, 1H), 7.76 (t, 1H), 7.47 (d, 1H), 7.31 (d, 1H), 2.23-2.00 (m, 13H), 0.91-0.88 (m, 2H), 0.71-0.68 (m, 2H)	454 .3
Example 192	4-[4-(6-Cyclopropyl-pyridin-2-yl)-5-[1,2,4]triazolo[1,5-a]pyridin-6-yl-1H-imidazol-2-yl]-bicyclo[2.2.2]octane-1-carboxylic acid hydroxyamide	(300 MHz, Methanol-d ₄) δ 9.19 (s, 1H), 8.57 (s, 1H), 7.93 (d, 1H), 7.79 (dd, 1H), 7.76 (t, 1H), 7.46 (d, 1H), 7.32 (d, 1H), 2.23-1.99 (m, 13H), 0.92-0.87 (m, 2H), 0.73-0.69 (m, 2H)	470 .2
Example 193	N-{4-[5-Benzo[1,3]dioxol-5-yl-4-(6-methyl-pyridin-2-yl)-1H-imidazol-2-yl]-bicyclo[2.2.2]oct-1-yl}-sulfamide	(300 MHz, Methanol-d ₄) δ 7.75 (m, 1H), 7.34 (m, 1H), 7.23 (m, 1H), 6.98 (m, 3H), 6.06 (s, 2H), 2.65 (s, 3H), 2.15 (m, 12H).	482 .4
Example 194	Sulfamic acid 4-[4-benzo[1,3]dioxol-5-yl-5-(6-methyl-pyridin-2-yl)-1H-imidazol-2-yl]-bicyclo[2.2.2]oct-1-yl ester	(300 MHz, Methanol-d ₄) δ 7.74 (t, 1H, J = 8.1 Hz), 7.36 (d, 1H, J = 7.5 Hz), 7.25 (d, 1H, J = 7.8 Hz), 6.98 (m, 3H), 6.06 (s, 2H), 2.66 (s, 3H), 2.29 (m, 12H).	483 .4
Example 195	{4-[4-(6-Methyl-pyridin-2-yl)-5-quinoxalin-6-yl-1H-imidazol-2-yl]-cyclohexyl}-carbamic acid benzyl ester	(300 MHz, Methanol-d ₄) δ 8.98 (m, 2H), 8.38 (m, 1H), 8.23 (d, 1H, J = 8.7 Hz), 7.96 (m, 1H), 7.73 (m, 1H), 7.30 (m, 7H), 5.09 (s, 2H), 3.55 (m, 1H), 3.14 (m, 1H), 2.63 (s, 3H), 2.07 (m, 6H), 1.48 (m, 2H).	519 .3

Example 196	N-{4-[4-Benzof[1,3]dioxol-5-yl-5-(6-methyl-pyridin-2-yl)-1H-imidazol-2-yl]-bicyclo[2.2.2]octane-1-carbonyl}-methanesulfonamide	(300 MHz, Methanol-d ₄) δ 7.75 (t, 1H, J = 7.8 Hz), 7.36 (d, 1H, J = 7.5 Hz), 7.24 (d, 1H, J = 7.8 Hz), 6.98 (m, 3H), 6.09 (s, 2H), 3.25 (s, 3H), 2.66 (s, 3H), 2.13 (m, 6H), 2.01 (m, 6H).	509 .4
Example 197	N-{4-[4-Benzof[1,3]dioxol-5-yl-5-(6-methyl-pyridin-2-yl)-1H-imidazol-2-yl]-bicyclo[2.2.2]octane-1-carbonyl}-benzenesulfonamide	(300 MHz, Methanol-d ₄) δ 8.01 (m, 2H), 7.72 (m, 2H), 7.59 (m, 2H), 7.35 (d, 1H, J = 7.5 Hz), 7.23 (d, 1H, J = 7.8 Hz), 6.97 (m, 3H), 6.06 (s, 2H), 2.65 (s, 3H), 2.08 (m, 6H), 1.89 (m, 6H).	571 .3
Example 198	4-[5-(3-Methyl-4-oxo-3,4-dihydro-quinazolin-6-yl)-4-(6-methyl-pyridin-2-yl)-1H-imidazol-2-yl]-bicyclo[2.2.2]octane-1-carboxylic acid methyl ester	(300 MHz, Methanol-d ₄) δ 8.50 (d, 1H), 8.47 (s, 1H), 7.95 (d, 1H), 7.82 (d, 1H), 7.80 (t, 1H), 7.43 (d, 1H), 7.31 (d, 1H), 3.72 (s, 3H), 3.65 (s, 3H), 2.67 (s, 3H), 2.22-2.16 (m, 6H), 2.07-2.01 (m, 6H)	484 .3
Example 199	4-[5-(3-Methyl-4-oxo-3,4-dihydro-quinazolin-6-yl)-4-(6-methyl-pyridin-2-yl)-1H-imidazol-2-yl]-bicyclo[2.2.2]octane-1-carboxylic acid	(300 MHz, Methanol-d ₄) δ 8.51 (d, 1H), 8.48 (s, 1H), 7.96 (d, 1H), 7.84-7.77 (m, 2H), 7.44 (d, 1H), 7.32 (d, 1H), 3.65 (s, 3H), 2.69 (s, 3H), 2.22-2.16 (m, 6H), 2.07-2.01 (m, 6H)	470 .3
Example 200	N-{4-[4-(6-Methyl-pyridin-2-yl)-5-quinoxalin-6-yl-1H-imidazol-2-yl]-cyclohexyl}-acetamide	(300 MHz, Methanol-d ₄) δ 8.98 (m, 2H), 8.38 (d, 1H, J = 2.1 Hz), 8.23 (d, 1H, J = 8.7 Hz), 7.97 (m, 1H), 7.72 (t, 1H, J = 7.8 Hz), 7.35 (m, 2H), 3.81 (m, 1H), 3.16 (m, 1H), 2.65 (s, 3H), 2.27 (m, 2H), 2.14 (m, 2H), 1.99 (s, 3H), 1.88 (m, 2H), 1.46 (m, 2H).	427 .3
Example 201	4-[4-(6-Methyl-pyridin-2-yl)-5-quinoxalin-6-yl-1H-imidazol-2-yl]-bicyclo[2.2.2]octane-1-carboxylic acid methyl ester	(300 MHz, Methanol-d ₄) δ 8.87 (d, 2H, J = 0.6 Hz), 8.24 (d, 2H, J = 1.8 Hz), 8.10 (d, 1H, J = 9.0 Hz), 7.82 (m, 1H), 7.67 (t, 1H, J = 7.8 Hz), 7.31 (d, 1H, J = 7.8 Hz), 7.21 (d, 1H, J = 7.8 Hz), 3.59 (s, 3H), 2.55 (s, 3H), 2.07 (m, 6H), 1.92 (m, 6H).	454 .3
Example 202	4-[4-(6-Methyl-pyridin-2-yl)-5-quinoxalin-6-yl-1H-imidazol-2-yl]-bicyclo[2.2.2]octane-1-carboxylic acid	(300 MHz, Methanol-d ₄) δ 8.98 (m, 2H), 8.34 (m, 1H), 8.21 (d, 1H, J = 8.7 Hz), 7.92 (m, 1H), 7.77 (t, 1H, J = 7.8 Hz), 7.39 (d, 1H, J = 7.5 Hz), 7.31 (d, 1H, J = 7.8 Hz), 2.65 (s, 3H), 2.18 (m, 6H), 2.04 (m, 6H).	440 .3

Example 203	4-[4-(6-Methyl-pyridin-2-yl)-5-quinoxalin-6-yl-1H-imidazol-2-yl]-bicyclo[2.2.2]octane-1-carboxylic acid hydroxyamide	(300 MHz, Methanol-d ₄) δ 8.96 (m, 2H), 8.34 (d, 1H, J = 1.8 Hz), 8.21 (d, 1H, J = 8.7 Hz), 7.92 (m, 1H), 7.78 (t, 1H, J = 7.8 Hz), 7.42 (d, 1H, J = 7.8 Hz), 7.32 (d, 1H, J = 7.8 Hz), 2.18 (m, 6H), 2.00 (m, 6H).	455 .3
Example 204	4-[4-(6-Methyl-pyridin-2-yl)-5-quinoxalin-6-yl-1H-imidazol-2-yl]-bicyclo[2.2.2]octane-1-carboxylic acid amide	(300 MHz, Methanol-d ₄) δ 8.97 (m, 2H), 8.34 (d, 1H, J = 1.8 Hz), 8.21 (d, 1H, J = 9.0 Hz), 7.92 (m, 1H), 7.77 (t, 1H, J = 7.8 Hz), 7.42 (d, 1H, J = 7.8 Hz), 7.31 (d, 1H, J = 7.8 Hz).	439 .3
Example 205	N-[4-[4-(6-Methyl-pyridin-2-yl)-5-quinoxalin-6-yl-1H-imidazol-2-yl]-cyclohexyl]-methanesulfonamide	(300 MHz, Methanol-d ₄) δ 8.98 (m, 2H), 8.37 (d, 1H, J = 1.8 Hz), 8.24 (d, 1H, J = 8.7 Hz), 7.96 (m, 1H), 7.73 (t, 1H, J = 7.8 Hz), 7.38 (d, 1H, J = 7.8 Hz), 7.30 (d, 1H, J = 7.8 Hz), 3.80 (m, 1H), 3.12 (m, 1H), 2.98 (s, 3H), 2.65 (s, 3H), 2.27 (m, 2H), 1.90 (m, 2H), 1.56 (m, 2H).	463 .3
Example 206	2,2,2-Trifluoro-N-[4-[4-(6-methyl-pyridin-2-yl)-5-quinoxalin-6-yl-1H-imidazol-2-yl]-cyclohexyl]-acetamide	(300 MHz, Methanol-d ₄) δ 8.98 (m, 2H), 8.38 (d, 1H, J = 1.8 Hz), 8.24 (d, 1H, J = 8.7 Hz), 7.97 (m, 1H), 7.76 (t, 1H, J = 7.8 Hz), 7.38 (d, 1H, J = 7.8 Hz), 7.31 (d, 1H, J = 7.8 Hz).	481 .2
Example 207	4-[4-(5-Fluoro-6-methyl-pyridin-2-yl)-5-[1,2,4]triazolo[1,5-a]pyridin-6-yl-1H-imidazol-2-yl]-bicyclo[2.2.2]octane-1-carboxylic acid methyl ester	(300 MHz, Methanol-d ₄) δ 9.29 (s, 1H), 8.57 (d, 1H), 7.93 (dd, 1H), 7.81 (dt, 1H), 7.56 (td, 1H), 7.45 (m, 1H), 3.72 (d, 3H), 2.56 (t, 3H), 2.23-2.18 (m, 6H), 2.08-2.04 (m, 6H)	461 .5
Example 208	{4-[2-[1-(Butane-1-sulfonyl)-piperidin-4-yl]-5-(6-methyl-pyridin-2-yl)-1H-imidazol-4-yl]-pyridin-2-yl}-(4-methoxy-benzyl)-amine	(400MHz, Methanol-d ₄), δ 7.82 (d, 1H), 7.66 (t, 1H), 7.30 (d, 1H), 7.23-7.18 (m, 3H), 6.85 (m, 2H), 6.81 (s, 1H), 6.78 (dd, 1H), 4.36 (s, 2H), 3.85 (d, 2H), 3.76 (s, 3H), 3.05-2.93 (m, 5H), 2.53 (s, 3H), 2.08 (d, 2H), 1.94 (ddd, 2H), 1.76 (m, 2H), 1.48 (m, 2H), 0.97 (t, 3H)	575 .3

Example 209	4-[2-[1-(Butane-1-sulfonyl)-piperidin-4-yl]-5-(6-methyl-pyridin-2-yl)-1H-imidazol-4-yl]-pyridin-2-ylamine	(400MHz, Methanol-d4), δ 7.81 (d, 1H), 7.65 (t, 1H), 7.30 (d, 1H), 7.19 (d, 1H), 6.76 (s, 1H), 6.68 (dd, 1H), 4.36 (s, 2H), 3.84 (d, 2H), 3.34 (s, 2H), 3.04-2.92 (m, 5H), 2.52 (s, 3H), 2.06 (d, 2H), 1.94 (m, 2H), 1.76 (m, 2H), 1.48 (m, 2H), 0.97 (t, 3H)	455 .1
Example 210	2-[5-Benzo[1,3]dioxol-5-yl-2-(1-phenylmethanesulfonyl-piperidin-4-yl)-3H-imidazol-4-yl]-6-ethyl-pyridine	¹ H NMR (400MHz, Methanol-d4), δ 7.77 (t, 1H), 7.54-7.42 (m, 6H), 7.37 (d, 1H), 7.31 (d, 1H), 7.08-7.00 (m, 3H), 6.09 (s, 2H), 4.42 (s, 2H), 3.85 (d, 2H), 3.25 (m, 1H), 2.94 (q, 2H), 2.87 (dt, 2H), 2.15 (m, 2H), 1.94 (ddd, 2H), 1.37 (t, 3H)	531 .5
Example 211	4-[5-(3-Methyl-4-oxo-3,4-dihydro-quinazolin-6-yl)-4-(6-methyl-pyridin-2-yl)-1H-imidazol-2-yl]-bicyclo[2.2.2]octane-1-carboxylic acid amide	¹ H NMR (300MHz, Methanol-d4), δ 8.50 (d, 1H), 8.45 (s, 1H), 7.95 (dd, 1H), 7.83-7.77 (m, 2H), 7.43 (d, 1H), 7.32 (d, 1H), 3.65 (s, 3H), 2.68 (s, 3H), 2.23-2.18 (m, 6H), 2.05-2.00 (m, 6H),	469 .3
Example 212	4-[5-(3-Methyl-4-oxo-3,4-dihydro-quinazolin-6-yl)-4-(6-methyl-pyridin-2-yl)-1H-imidazol-2-yl]-bicyclo[2.2.2]octane-1-carboxylic acid hydroxyamide	¹ H NMR (400 MHz, Methanol-d4): δ 8.46 (d, 1H), 8.39 (s, 1H), 7.91 (dd, 1H), 7.77 (m, 2H), 7.39 (d, 1H), 7.27 (d, 1H), 3.62 (s, 3H), 2.66 (s, 3H), 2.16 (m, 6H), 1.98 (m, 6H).	485 .4
Example 213	N-[4-[5-(6-Methyl-pyridin-2-yl)-4-quinoxalin-6-yl-1H-imidazol-2-yl]-bicyclo[2.2.2]oct-1-yl]-methanesulfonamide	¹ H NMR (400 MHz, Methanol-d4): δ 8.97 (m, 2H), 8.33 (m, 1H), 8.20 (d, 1H), 7.92 (m, 1H), 7.77 (t, 1H), 7.41 (d, 1H), 7.31 (d, 1H), 2.65 (s, 3H), 2.23 (m, 6H), 2.14 (m, 6H), 1.90 (s, 3H).	453 .6
Example 214	N-[4-[5-(6-Methyl-pyridin-2-yl)-4-quinoxalin-6-yl-1H-imidazol-2-yl]-bicyclo[2.2.2]oct-1-yl]-acetamide	¹ H NMR (400 MHz, Methanol-d4): δ 8.97 (m, 2H), 8.33 (m, 1H), 8.21 (d, 1H), 7.91 (m, 1H), 7.79 (t, 1H), 7.42 (m, 1H), 7.32 (m, 1H), 3.02 (s, 3H), 2.63 (s, 3H), 2.24 (m, 6H), 2.13 (m, 6H).	489 .5

The TGF β inhibitory activity of compounds of formula (I) can be assessed by methods described in the following examples.

Example 215**Cell-Free Assay for Evaluating Inhibition of Autophosphorylation of TGF β Type I Receptor**

The serine-threonine kinase activity of TGF β type I receptor was measured as the
5 autophosphorylation activity of the cytoplasmic domain of the receptor containing an N-terminal poly histidine, TEV cleavage site-tag, e.g., His-TGF β RI. The His-tagged receptor cytoplasmic kinase domains were purified from infected insect cell cultures using the Gibco-BRL FastBac HTb baculovirus expression system.

To a 96-well Nickel FlashPlate (NEN Life Science, Perkin Elmer) was added 20 μ l
10 of 1.25 μ Ci 33 P-ATP/25 μ M ATP in assay buffer (50 mM Hepes, 60 mM NaCl, 1 mM MgCl₂, 2 mM DTT, 5 mM MnCl₂, 2% glycerol, and 0.015% Brij[®] 35). 10 μ l of each test compound of formula (I) prepared in 5% DMSO solution were added to the FlashPlate. The assay was then initiated with the addition of 20 μ l of assay buffer containing 12.5 pmol of His-TGF β RI to each well. Plates were incubated for 30 minutes at room
15 temperature and the reactions were then terminated by a single rinse with TBS. Radiation from each well of the plates was read on a TopCount (Packard). Total binding (no inhibition) was defined as counts measured in the presence of DMSO solution containing no test compound and non-specific binding was defined as counts measured in the presence of EDTA or no-kinase control.

20 Alternatively, the reaction performed using the above reagents and incubation conditions but in a microcentrifuge tube was analyzed by separation on a 4-20% SDS-PAGE gel and the incorporation of radiolabel into the 40 kDa His-TGF β RI SDS-PAGE band was quantitated on a Storm Phosphoimager (Molecular Dynamics).

25 Compounds of formula (I) typically exhibited IC₅₀ values of less than 10 μ M; some exhibited IC₅₀ values of less than 1 μ M; and some even exhibited IC₅₀ values of less than 50 nM.

Example 216**Cell-Free Assay for Evaluating Inhibition of Activin Type I Receptor Kinase Activity**

30 Inhibition of the Activin type I receptor (Alk 4) kinase autophosphorylation activity by test compounds of formula (I) can be determined in a similar manner to that described

-74-

above in Example 215 except that a similarly His-tagged form of Alk 4 (His-Alk 4) is used in place of the His-TGF β RI.

Example 217

5 TGF β Type I Receptor Ligand Displacement FlashPlate Assay

50 nM of tritiated 4-(3-pyridin-2-yl-1H-pyrazol-4-yl)-quinoline (custom-ordered from PerkinElmer Life Science, Inc., Boston, MA) in assay buffer (50 mM Hepes, 60 mM NaCl₂, 1 mM MgCl₂, 5 mM MnCl₂, 2 mM 1,4-dithiothreitol (DTT), 2% Brij[®] 35; pH 7.5) was premixed with a test compound of formula (I) in 1% DMSO solution in a v-bottom plate. Control wells containing either DMSO without any test compound or control compound in DMSO were used. To initiate the assay, His-TGF β Type I receptor in the same assay buffer (Hepes, NaCl₂, MgCl₂, MnCl₂, DTT, and 30% Brij[®] added fresh) was added to a nickel coated FlashPlate (PE, NEN catalog number: SMP107), while the control wells contained only buffer (i.e., no His-TGF β Type I receptor). The premixed solution of tritiated 4-(3-pyridin-2-yl-1H-pyrazol-4-yl)-quinoline and test compound of formula (I) was then added to the wells. The wells were aspirated after an hour at room temperature and radioactivity in wells (emitted from the tritiated compound) was measured using TopCount (PerkinElmer Lifesciences, Inc., Boston MA).

Compounds of formula (I) typically exhibited K_i values of less than 10 μ M; some exhibited K_i values of less than 1 μ M; and some even exhibited K_i values of less than 50 nM.

Example 218

Assay for Evaluating Cellular Inhibition of TGF β Signaling and Cytotoxicity

Biological activity of the compounds of formula (I) was determined by measuring their ability to inhibit TGF β -induced PAI-Luciferase reporter activity in HepG2 cells.

HepG2 cells were stably transfected with the PAI-luciferase reporter grown in DMEM medium containing 10% FBS, penicillin (100 U/ml), streptomycin (100 μ g/ml), L-glutamine (2 mM), sodium pyruvate (1 mM), and non-essential amino acids (1x). The transfected cells were then plated at a concentration of 2.5×10^4 cells/well in 96 well plates and starved for 3-6 hours in media with 0.5% FBS at 37°C in a 5% CO₂ incubator. The

-75-

cells were then stimulated with 2.5 ng/ml TGF β ligand in the starvation media containing 1% DMSO either in the presence or absence of a test compound of formula (I) and incubated as described above for 24 hours. The media was washed out the following day and the luciferase reporter activity was detected using the LucLite Luciferase Reporter Gene Assay kit (Packard, cat. no. 6016911) as recommended. The plates were read on a Wallac Microbeta plate reader, the reading of which was used to determine the IC₅₀ values of compounds of formula (I) for inhibiting TGF β -induced PAI-Luciferase reporter activity in HepG2 cells. Compounds of formula (I) typically exhibited IC₅₀ values of less 10 μ M.

Cytotoxicity was determined using the same cell culture conditions as described above. Specifically, cell viability was determined after overnight incubation with the CytoLite cell viability kit (Packard, cat. no. 6016901). Compounds of formula (I) typically exhibited LD₂₅ values greater than 10 μ M.

Example 219

15 Assay for Evaluating Inhibition of TGF β Type I Receptor Kinase Activity in Cells

The cellular inhibition of activin signaling activity by the test compounds of formula (I) is determined in a similar manner as described above in Example 218 except that 100 ng/ml of activin is added to serum starved cells in place of the 2.5 ng/ml TGF β .

20 Example 220

Assay for TGF β -Induced Collagen Expression

Preparation of Immortalized Collagen Promotor-Green Fluorescent Protein Cells

Fibroblasts are derived from the skin of adult transgenic mice expressing Green Fluorescent Protein (GFP) under the control of the collagen 1A1 promoter (see Krempen, K. et al., Gene Exp. 8: 151-163 (1999)). Cells are immortalized with a temperature sensitive large T antigen that is in an active stage at 33°C. Cells are expanded at 33°C and then transferred to 37°C at which temperature the large T antigen becomes inactive (see Xu, S. et al., Exp. Cell Res. 220: 407-414 (1995)). Over the course of about 4 days and one split, the cells cease proliferating. Cells are then frozen in aliquots sufficient for a single 96 well plate.

Assay of TGF β -induced Collagen-GFP Expression

Cells are thawed, plated in complete DMEM (contains non-essential amino acids, 1mM sodium pyruvate and 2mM L-glutamine) with 10 % fetal calf serum, and then incubated for overnight at 37°C, 5% CO₂. The cells are trypsinized in the following day and transferred into 96 well format with 30,000 cells per well in 50 µl complete DMEM containing 2 % fetal calf serum, but without phenol red. The cells are incubated at 37°C for 3 to 4 hours to allow them to adhere to the plate. Solutions containing a test compound of formula (I) are then added to wells with no TGFβ (in triplicates), as well as wells with 1 ng/ml TGFβ (in triplicates). DMSO is also added to all of the wells at a final concentration of 0.1%. GFP fluorescence emission at 530 nm following excitation at 485 nm is measured at 48 hours after the addition of solutions containing a test compound on a CytoFluor microplate reader (PerSeptive Biosystems). The data are then expressed as the ratio of TGFβ-induced to non-induced for each test sample.

Other Embodiments

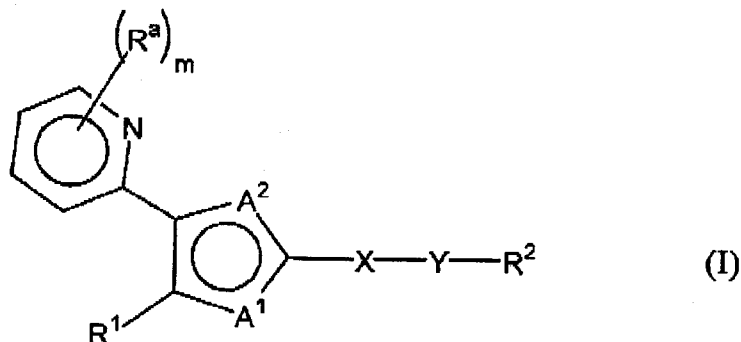
It is to be understood that while the invention has been described in conjunction with the detailed description thereof, the foregoing description is intended to illustrate and not limit the scope of the invention, which is defined by the scope of the appended claims. Other aspects, advantages, and modifications are within the scope of the following claims.

The term "comprise" and variants of the term such as "comprises" or "comprising" are used herein to denote the inclusion of a stated integer or stated integers but not to exclude any other integer or any other integers, unless in the context or usage an exclusive interpretation of the term is required.

Any reference to publications cited in this specification is not an admission that the disclosures constitute common general knowledge in Australia.

The claims defining the invention are as follows:

1. A compound of the following formula:



or an N-oxide or a pharmaceutically acceptable salt thereof,
wherein

R^1 is aryl, heteroaryl, aralkyl, or heteroaralkyl;

each R^a is independently alkyl, alkenyl, alkynyl, alkoxy, acyl, halo, hydroxy, amino, nitro, oxo, thioxo, cyano, guanidino, amidino, carboxy, sulfo, mercapto, alkylsulfanyl, alkylsulfinyl, alkylsulfonyl, aminocarbonyl, alkylcarbonylamino, alkylsulfonylamino, alkoxy carbonyl, alkylcarbonyloxy, urea, thiourea, sulfamoyl, sulfamide, carbamoyl, cycloalkyl, cycloalkyloxy, cycloalkylsulfanyl, heterocycloalkyl, heterocycloalkyloxy, heterocycloalkylsulfanyl, aryl, aryloxy, arylsulfanyl, aroyl, heteroaryl, heteroaryloxy, heteroaryl sulfanyl, or heteroaroyl;

X is piperidinyl, piperazinyl, pyrrolidinyl, tetrahydrofuran, cyclohexyl, cyclopentyl, bicyclo[2.2.1]heptane, bicyclo[2.2.2]octane, bicyclo[3.2.1]octane, 2-oxa-bicyclo[2.2.2]octane, 2-aza-bicyclo[2.2.2]octane, 3-aza-bicyclo[3.2.1]octane, or 1-aza-bicyclo[2.2.2]octane;

Y is a bond, $-C(O)-$, $-C(O)-O-$, $-O-C(O)-$, $-S(O)_p-O-$, $-O-S(O)_p-$, $-C(O)-N(R^b)-$, $-N(R^b)-C(O)-$, $-O-C(O)-N(R^b)-$, $-N(R^b)-C(O)-O-$, $-O-S(O)_p-N(R^b)-$, $-N(R^b)-S(O)_p-O-$, $-N(R^b)-C(O)-N(R^c)-$, $-N(R^b)-S(O)_p-N(R^c)-$, $-C(O)-N(R^b)-S(O)_p-$, $-S(O)_p-N(R^b)-C(O)-$, $-C(O)-N(R^b)-S(O)_p-N(R^c)-$, $-C(O)-O-S(O)_p-N(R^b)-$, $-N(R^b)-S(O)_p-N(R^c)-C(O)-$, $-N(R^b)-S(O)_p-O-C(O)-$, $-S(O)_p-N(R^b)-$, $-N(R^b)-S(O)_p-$, $-N(R^b)-$, $-S(O)_p-$, $-O-$, $-S-$, or $-(C(R^b)(R^c))_q-$, wherein each of R^b and R^c is independently hydrogen, hydroxy, alkyl, alkoxy, amino, aryl, aralkyl, heterocycloalkyl, heteroaryl, or heteroaralkyl; p is 1 or 2; and q is 1-4;

- 78 -

R^2 is hydrogen, alkyl, alkenyl, alkynyl, cycloalkyl, (cycloalkyl)alkyl, cycloalkenyl, (cycloalkenyl)alkyl, aryl, aralkyl, arylalkenyl, heterocycloalkyl, (heterocycloalkyl)alkyl, heterocycloalkenyl, (heterocycloalkenyl)alkyl, heteroaryl, heteroaralkyl, or (heteroaryl)alkenyl;

each of A^1 and A^2 , independently, is O, S, N, or NR^b ; provided that at least one of A^1 and A^2 is N; and

m is 0, 1, 2, or 3; provided that when $m \geq 2$, two adjacent R^a groups can join together to form a 4- to 8-membered optionally substituted cyclic moiety.

2. The compound of claim 1, wherein X is piperidinyl, piperazinyl, or pyrrolidinyl.
3. The compound of claim 2, wherein the piperidinyl, piperazinyl, or pyrrolidinyl is bonded to Y via its nitrogen ring atom.
4. The compound of any one of claims 1 to 3, wherein Y is a bond, $-C(O)-O-$, $-C(O)-N(R^b)-$, $-S(O)_2-$, or $-S(O)_2-N(R^b)-$, wherein R^b is hydrogen or C_{1-4} alkyl.
5. The compound of claim 1, wherein X is cyclohexyl, cyclopentyl, or bicyclo[2.2.2]octane.
6. The compound of claim 5, wherein Y is $-N(R^b)-C(O)-$, $-N(R^b)-S(O)_2-$, $-C(O)-$, $-C(O)-O-$, $-O-C(O)-$, $-C(O)-N(R^b)-$, $-S(O)_p-$, $-O-$, $-S(O)_2-N(R^b)-$, $-N(R^b)-$, $-N(R^b)-C(O)-O-$, or $-N(R^b)-C(O)-N(R^c)-$.
7. The compound of claim 1, wherein Y is $-N(R^b)-C(O)-$, $-N(R^b)-S(O)_2-$, $-C(O)-$, $-C(O)-O-$, $-O-C(O)-$, $-C(O)-N(R^b)-$, $-S(O)_p-$, $-O-$, $-S(O)_2-N(R^b)-$, $-N(R^b)-$, $-N(R^b)-C(O)-O-$, $-N(R^b)-C(O)-N(R^c)-$, $-C(O)-N(R^b)-S(O)_p-N(R^c)-$, or $-C(O)-O-S(O)_p-N(R^b)-$.
8. The compound of any one of claims 1 to 7, wherein R^2 is hydrogen, C_{1-6} alkyl, aryl, heteroaryl, aryl- C_{1-4} alkyl, or heteroaryl- C_{1-4} alkyl.
9. The compound of any one of claims 1 to 7, wherein R^2 is hydrogen, C_{1-4} alkyl, phenyl, pyridyl, imidazolyl, furanyl, thienyl, triazolyl, tetrazolyl, benzyl, phenylethyl,

2003228446 07 Jul 2009

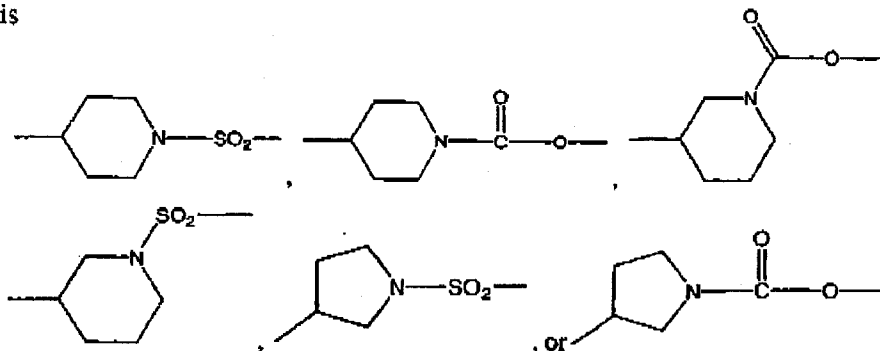
benzimidazolyl, benzothiazolyl, naphthylmethyl, naphthylethyl, or $-C_{1-2}$ alkyl-pyridyl; each of which being independently optionally substituted with one or more substituents selected from the group consisting of fluoro, chloro, trifluoromethyl, methyl, ethyl, aminocarbonyl, alkylcarbonylamino, sulfamoyl, alkoxy carbonyl, and alkylcarbonyloxy.

10. The compound of any one of claims 1 to 7, wherein R^2 is hydrogen, methyl, ethyl, n-butyl, t-butyl, benzyl or pyridylmethyl.
11. The compound of any one of claims 1 to 10, wherein R^1 is aryl or heteroaryl.
12. The compound of any one of claims 1 to 10, wherein R^1 is substituted phenyl, indanyl, or heteroaryl selected from the group consisting of benzo[1,3]dioxolyl, benzo[b]thiophenyl, benzo-oxadiazolyl, benzothiadiazolyl, benzoimidazolyl, benzooxazolyl, benzothiazolyl, 2-oxo-benzooxazolyl, pyridyl, pyrimidinyl, 2,3-dihydro-benzo[1,4]dioxyl, 2,3-dihydro-benzofuryl, 2,3-dihydro-benzo[b]thiophenyl, 3,4-dihydro-benzo[1,4]oxazinyl, 3-oxo-benzo[1,4]oxazinyl, 1,1-dioxo-2,3-dihydro-benzo[b]thiophenyl, [1,2,4]triazolo[1,5-a]pyridyl, [1,2,4]triazolo[4,3-a]pyridyl, quinolinyl, quinoxalinyl, quinazolinyl, isoquinolinyl, and cinnolinyl.
13. The compound of any one of claims 1 to 12, wherein m is 0-2.
14. The compound of any one of claims 1 to 13, wherein R^a is substituted at the 6-position.
15. The compound of any one of claims 1 to 14, wherein R^a is C_{1-4} alkyl, C_{1-4} alkoxy, C_{1-4} alkylthio, halo, amino, aminocarbonyl, or alkoxy carbonyl.
16. The compound of any one of claims 1 to 15, wherein A^1 is N and A^2 is NR^b , or A^1 is NR^b and A^2 is N; wherein R^b is hydrogen or C_{1-4} alkyl.
17. The compound of claim 1, wherein m is 0-2; R^1 is aryl or heteroaryl; R^2 is hydrogen, C_{1-6} alkyl, aryl, heteroaryl, $-C_{1-4}$ alkyl-aryl, or $-C_{1-4}$ alkyl-heteroaryl; and Y is $-N(R^b)-C(O)-$, $-N(R^b)-S(O)_2-$, $-C(O)-$, $-C(O)-O-$, $-O-C(O)-$, $-C(O)-N(R^b)-$, $-S(O)_p-$, -

- 80 -

O-, -S(O)₂-N(R^b)-, -N(R^b)-, -N(R^b)-C(O)-O-, -N(R^b)-C(O)-N(R^c)-, -C(O)-N(R^b)-S(O)_p-N(R^c)-, or -C(O)-O-S(O)_p-N(R^b)-.

18. The compound of claim 1, wherein m is 0-2; R¹ is aryl or heteroaryl; R² is hydrogen, C₁₋₆ alkyl, aryl, heteroaryl, -C₁₋₄ alkyl-aryl, or -C₁₋₄ alkyl-heteroaryl; and X-Y- is



19. The compound of claim 18, wherein A¹ is N and A² is NH, or A¹ is NH and A² is N.

20. The compound of claim 18 or claim 19, wherein R¹ is substituted phenyl.

21. The compound of any one of claims 18 to 20, wherein R² is hydrogen, C₁₋₄ alkyl, benzyl, or pyridylmethyl.

22. The compound of any one of claims 18 to 21, wherein m is 1 and R^a is substituted at the 6-position.

23. The compound of claim 1, wherein m is 0-2; R¹ is aryl or heteroaryl; R² is hydrogen, C₁₋₆ alkyl, aryl, heteroaryl, aryl-C₁₋₄ alkyl, or heteroaryl-C₁₋₄ alkyl; X is cyclohexyl, cyclopentyl, or bicyclo[2.2.2]octane; and Y is -N(R^b)-C(O)-, -N(R^b)-S(O)₂-, -C(O)-, -C(O)-O-, -O-C(O)-, -C(O)-N(R^b)-, -S(O)_p-, -O-, -S(O)₂-N(R^b)-, -N(R^b)-, -N(R^b)-C(O)-O-, -N(R^b)-C(O)-N(R^c)-, -C(O)-N(R^b)-S(O)_p-N(R^c)-, or -C(O)-O-S(O)_p-N(R^b)-, wherein each of R^b and R^c is independently hydrogen or C₁₋₄ alkyl.

24. The compound of claim 23, wherein A¹ is N and A² is NH, or A¹ is NH and A² is N.

- 81 -

25. The compound of claim 23 or claim 24, wherein R^1 is a substituted phenyl.
26. The compound of any one of claims 23 to 25, wherein R^2 is hydrogen, C_{1-4} alkyl, benzyl, or pyridylmethyl.
27. The compound of any one of claims 23 to 26, wherein m is 1 and R^a is substituted at the 6-position.
28. The compound of claim 1, said compound being selected from the group consisting of:
- 4-[4-(4-benzo[1,3]dioxol-5-yl-5-pyridin-2-yl-1H-imidazol-2-yl)-piperidine-1-sulfonyl]-benzoic acid;
 - 2-[5-benzo[1,3]dioxol-5-yl-2-(1-phenylmethanesulfonyl-piperidin-4-yl)-3H-imidazol-4-yl]-pyridine;
 - 2-{5-benzo[1,3]dioxol-5-yl-2-[1-(butane-1-sulfonyl)-piperidin-4-yl]-3H-imidazol-4-yl}-pyridine;
 - 2-{5-benzo[1,3]dioxol-5-yl-2-[1-(3,5-dichloro-phenylmethanesulfonyl)-piperidin-4-yl]-3H-imidazol-4-yl}-pyridine;
 - 2-{5-benzo[1,3]dioxol-5-yl-2-[1-(4-fluoro-phenylmethanesulfonyl)-piperidin-4-yl]-3H-imidazol-4-yl}-pyridine;
 - 2-{5-benzo[1,3]dioxol-5-yl-2-[1-(2-phenyl-ethanesulfonyl)-piperidin-4-yl]-3H-imidazol-4-yl}-pyridine;
 - 2-{5-benzo[1,3]dioxol-5-yl-2-[1-(pyridin-2-yl-methanesulfonyl)-piperidin-4-yl]-3H-imidazol-4-yl}-pyridine;
 - 2-[5-benzo[1,3]dioxol-5-yl-2-(1-phenylmethanesulfonyl-piperidin-4-yl)-3H-imidazol-4-yl]-6-methyl-pyridine;
 - 2-{5-benzo[1,3]dioxol-5-yl-2-[1-(3,5-difluoro-phenylmethanesulfonyl)-piperidin-4-yl]-3H-imidazol-4-yl}-pyridine;
 - 2-{5-benzo[1,3]dioxol-5-yl-2-[1-(pyridin-2-ylmethanesulfonyl)-piperidin-4-yl]-3H-imidazol-4-yl}-6-methyl-pyridine;
 - 2-[5-benzo[1,3]dioxol-5-yl-2-(1-methanesulfonyl-piperidin-4-yl)-3H-imidazol-4-yl]-6-methyl-pyridine;
 - 2-[5-benzo[1,3]dioxol-5-yl-2-(1-ethanesulfonyl-piperidin-4-yl)-3H-imidazol-4-yl]-6-methyl-pyridine;

2003228446 07 Jul 2009

- 82 -

2-{5-benzo[1,3]dioxol-5-yl-2-[1-(propane-1-sulfonyl)-piperidin-4-yl]-3H-imidazol-4-yl}-6-methyl-pyridine;

2-{5-benzo[1,3]dioxol-5-yl-2-[1-(butane-1-sulfonyl)-piperidin-4-yl]-3H-imidazol-4-yl}-6-methyl-pyridine;

2-{5-benzo[1,3]dioxol-5-yl-2-[1-(pyridin-3-ylmethanesulfonyl)-piperidin-4-yl]-3H-imidazol-4-yl}-6-methyl-pyridine;

2-{5-benzo[1,3]dioxol-5-yl-2-[1-(pyridin-4-ylmethanesulfonyl)-piperidin-4-yl]-3H-imidazol-4-yl}-6-methyl-pyridine;

2-{5-benzo[1,3]dioxol-5-yl-2-[1-(3,5-difluoro-phenylmethanesulfonyl)-piperidin-4-yl]-3H-imidazol-4-yl}-6-methyl-pyridine;

2-{5-benzo[1,3]dioxol-5-yl-2-[1-(thiophene-2-sulfonyl)-piperidin-4-yl]-3H-imidazol-4-yl}-6-methyl-pyridine;

2-{5-benzo[1,3]dioxol-5-yl-2-[1-(1-methyl-1H-imidazole-4-sulfonyl)-piperidin-4-yl]-3H-imidazol-4-yl}-6-methyl-pyridine;

2-{5-benzo[1,3]dioxol-5-yl-2-[1-(5-methyl-isoxazole-4-sulfonyl)-piperidin-4-yl]-3H-imidazol-4-yl}-6-methyl-pyridine;

N-{4-[4-benzo[1,3]dioxol-5-yl-5-(6-methyl-pyridin-2-yl)-1H-imidazol-2-yl]-cyclohexyl}-C-phenyl-methanesulfonamide;

butane-1-sulfonic acid {4-[4-benzo[1,3]dioxol-5-yl-5-(6-methyl-pyridin-2-yl)-1H-imidazol-2-yl]-cyclohexyl}-amide;

N-{4-[4-benzo[1,3]dioxol-5-yl-5-(6-methyl-pyridin-2-yl)-1H-imidazol-2-yl]-cyclohexyl}-C-pyridin-2-yl-methanesulfonamide;

thiophene-2-sulfonic acid {4-[4-benzo[1,3]dioxol-5-yl-5-(6-methyl-pyridin-2-yl)-1H-imidazol-2-yl]-cyclohexyl}-amide;

1-methyl-1H-imidazole-4-sulfonic acid {4-[4-benzo[1,3]dioxol-5-yl-5-(6-methyl-pyridin-2-yl)-1H-imidazol-2-yl]-cyclohexyl}-amide;

4-[4-benzo[1,3]dioxol-5-yl-5-(6-methyl-pyridin-2-yl)-1H-imidazol-2-yl]-bicyclo[2.2.2]octane-1-carboxylic acid;

2-{5-benzo[1,3]dioxol-5-yl-2-[1-(thiophene-3-sulfonyl)-piperidin-4-yl]-3H-imidazol-4-yl}-6-methyl-pyridine;

4-[4-benzo[1,3]dioxol-5-yl-5-(6-ethyl-pyridin-2-yl)-1H-imidazol-2-yl]-piperidine-1-carboxylic acid benzyl ester;

{4-[4-benzo[1,3]dioxol-5-yl-5-(6-methyl-pyridin-2-yl)-1H-imidazol-2-yl]-bicyclo[2.2.2]oct-1-yl}-methanol;

2003228446 07 Jul 2009

2003228446 07 Jul 2009

4-[4-benzo[1,3]dioxol-5-yl-5-(6-methyl-pyridin-2-yl)-1H-imidazol-2-yl]-
bicyclo[2.2.2]octane-1-carboxylic acid amide;

2-{5-benzo[1,3]dioxol-5-yl-2-[1-(propane-2-sulfonyl)-piperidin-4-yl]-3H-imidazol-4-
yl}-6-methyl-pyridine;

4-[4-benzo[1,3]dioxol-5-yl-5-(6-methyl-pyridin-2-yl)-1H-imidazol-2-yl]-
bicyclo[2.2.2]octane-1-carbonitrile;

2-[5-benzo[1,3]dioxol-5-yl-2-(1-phenylmethanesulfonyl-piperidin-4-yl)-3H-imidazol-
4-yl]-6-ethyl-pyridine;

N-{4-[4-benzo[1,3]dioxol-5-yl-5-(6-methyl-pyridin-2-yl)-1H-imidazol-2-yl]-
bicyclo[2.2.2]oct-1-yl}-methanesulfonamide;

N-{4-[4-benzo[1,3]dioxol-5-yl-5-(6-methyl-pyridin-2-yl)-1H-imidazol-2-yl]-
bicyclo[2.2.2]oct-1-yl}-C-pyridin-2-yl-methanesulfonamide;

2-{5-benzo[1,3]dioxol-5-yl-2-[4-(1H-tetrazol-5-yl)-bicyclo[2.2.2]oct-1-yl]-3H-
imidazol-4-yl}-6-methyl-pyridine;

N-{4-[4-benzo[1,3]dioxol-5-yl-5-(6-methyl-pyridin-2-yl)-1H-imidazol-2-yl]-
bicyclo[2.2.2]oct-1-yl}-acetamide;

thiophene-2-sulfonic acid {4-[4-benzo[1,3]dioxol-5-yl-5-(6-methyl-pyridin-2-yl)-1H-
imidazol-2-yl]-bicyclo[2.2.2]oct-1-yl}-amide;

1-methyl-1H-imidazole-4-sulfonic acid {4-[4-benzo[1,3]dioxol-5-yl-5-(6-methyl-
pyridin-2-yl)-1H-imidazol-2-yl]-bicyclo[2.2.2]oct-1-yl}-amide;

thiophene-3-sulfonic acid {4-[4-benzo[1,3]dioxol-5-yl-5-(6-methyl-pyridin-2-yl)-1H-
imidazol-2-yl]-bicyclo[2.2.2]oct-1-yl}-amide;

2-{5-benzo[1,3]dioxol-5-yl-2-[1-(2-phenyl-ethanesulfonyl)-piperidin-4-yl]-3H-
imidazol-4-yl}-6-methyl-pyridine;

methanesulfonic acid 4-[4-benzo[1,3]dioxol-5-yl-5-(6-methyl-pyridin-2-yl)-1H-
imidazol-2-yl]-bicyclo[2.2.2]oct-1-ylmethyl ester;

{4-[4-benzo[1,3]dioxol-5-yl-5-(6-methyl-pyridin-2-yl)-1H-imidazol-2-yl]-
bicyclo[2.2.2]oct-1-yl}-acetonitrile;

{4-[4-benzo[1,3]dioxol-5-yl-5-(6-methyl-pyridin-2-yl)-1H-imidazol-2-yl]-
bicyclo[2.2.2]oct-1-yl}-acetic acid;

N-{4-[4-benzo[1,3]dioxol-5-yl-5-(6-methyl-pyridin-2-yl)-1H-imidazol-2-yl]-
bicyclo[2.2.2]oct-1-ylmethyl}-methanesulfonamide;

N-{4-[4-benzo[1,3]dioxol-5-yl-5-(6-methyl-pyridin-2-yl)-1H-imidazol-2-yl]-
bicyclo[2.2.2]oct-1-ylmethyl}-C-pyridin-2-yl-methanesulfonamide;

2-{5-benzo[1,3]dioxol-5-yl-2-[1-(2-nitro-phenylmethanesulfonyl)-piperidin-4-yl]-3H-imidazol-4-yl}-6-methyl-pyridine;

1-{4-[4-benzo[1,3]dioxol-5-yl-5-(6-methyl-pyridin-2-yl)-1H-imidazol-2-yl]-piperidine-1-sulfonylmethyl}-7,7-dimethyl-bicyclo[2.2.1]heptan-2-one;

2-{5-benzo[1,3]dioxol-5-yl-2-[1-(4-chloro-benzenesulfonyl)-piperidin-4-yl]-3H-imidazol-4-yl}-6-methyl-pyridine;

4-[4-benzo[1,3]dioxol-5-yl-5-(6-methyl-pyridin-2-yl)-1H-imidazol-2-yl]-bicyclo[2.2.2]octane-1-carboxylic acid methylamide;

2-{4-[4-benzo[1,3]dioxol-5-yl-5-(6-methyl-pyridin-2-yl)-1H-imidazol-2-yl]-piperidine-1-sulfonylmethyl}-phenylamine;

4-[4-benzo[1,3]dioxol-5-yl-5-(6-methyl-pyridin-2-yl)-1H-imidazol-2-yl]-bicyclo[2.2.2]octane-1-carboxylic acid(1-methyl-5-methylsulfanyl-1H-[1,2,4]triazol-3-yl)-amide;

4-[4-benzo[1,3]dioxol-5-yl-5-(6-methyl-pyridin-2-yl)-1H-imidazol-2-yl]-bicyclo[2.2.2]octane-1-carboxylic acid dimethylamide;

{4-[4-benzo[1,3]dioxol-5-yl-5-(6-methyl-pyridin-2-yl)-1H-imidazol-2-yl]-piperidin-1-yl}-(3-chloro-phenyl)-methanone;

4-[5-benzo[1,3]dioxol-5-yl-4-(6-cyclopropyl-pyridin-2-yl)-1H-imidazol-2-yl]-bicyclo[2.2.2]octane-1-carboxylic acid;

4-[5-benzo[1,3]dioxol-5-yl-4-(6-methyl-pyridin-2-yl)-1H-imidazol-2-yl]-bicyclo[2.2.2]octane-1-carboxylic acid methoxy-amide;

4-[5-benzo[1,3]dioxol-5-yl-4-(6-methyl-pyridin-2-yl)-1H-imidazol-2-yl]-bicyclo[2.2.2]octane-1-carboxylic acid hydroxyamide;

{4-[4-benzo[1,3]dioxol-5-yl-5-(6-methyl-pyridin-2-yl)-1H-imidazol-2-yl]-cyclohexylmethyl}-carbamic acid benzyl ester;

4-[4-benzo[1,3]dioxol-5-yl-5-(6-methyl-pyridin-2-yl)-1H-imidazol-2-yl]-bicyclo[2.2.2]octane-1-carboxylic acid hydrazide;

N-{4-[4-benzo[1,3]dioxol-5-yl-5-(6-methyl-pyridin-2-yl)-1H-imidazol-2-yl]-cyclohexylmethyl}-acetamide;

N-{4-[4-benzo[1,3]dioxol-5-yl-5-(6-methyl-pyridin-2-yl)-1H-imidazol-2-yl]-cyclohexylmethyl}-methanesulfonamide;

N-{4-[4-benzo[1,3]dioxol-5-yl-5-(6-methyl-pyridin-2-yl)-1H-imidazol-2-yl]-cyclohexylmethyl}-C-phenyl-methanesulfonamide;

2003228446 07 Jul 2009

2003228446 07 Jul 2009

butane-1-sulfonic acid {4-[4-benzo[1,3]dioxol-5-yl-5-(6-methyl-pyridin-2-yl)-1H-imidazol-2-yl]-cyclohexylmethyl}-amide;

propane-2-sulfonic acid {4-[4-benzo[1,3]dioxol-5-yl-5-(6-methyl-pyridin-2-yl)-1H-imidazol-2-yl]-cyclohexylmethyl}-amide;

N-{4-[4-benzo[1,3]dioxol-5-yl-5-(6-methyl-pyridin-2-yl)-1H-imidazol-2-yl]-cyclohexylmethyl}-C-pyridin-2-yl-methanesulfonamide;

N-{4-[4-benzo[1,3]dioxol-5-yl-5-(6-methyl-pyridin-2-yl)-1H-imidazol-2-yl]-cyclohexyl}-methanesulfonamide;

4-[5-(6-methyl-pyridin-2-yl)-4-[1,2,4]triazolo[1,5-a]pyridin-6-yl-1H-imidazol-2-yl]-bicyclo[2.2.2]octane-1-carboxylic acid methyl ester;

4-[5-(6-methyl-pyridin-2-yl)-4-[1,2,4]triazolo[1,5-a]pyridin-6-yl-1H-imidazol-2-yl]-bicyclo[2.2.2]octane-1-carboxylic acid;

4-[4-(6-cyclopropyl-pyridin-2-yl)-5-[1,2,4]triazolo[1,5-a]pyridin-6-yl-1H-imidazol-2-yl]-bicyclo[2.2.2]octane-1-carboxylic acid methyl ester;

4-[4-(6-methyl-pyridin-2-yl)-5-[1,2,4]triazolo[1,5-a]pyridin-6-yl-1H-imidazol-2-yl]-bicyclo[2.2.2]octane-1-carboxylic acid hydroxyamide;

4-[4-(6-methyl-pyridin-2-yl)-5-[1,2,4]triazolo[1,5-a]pyridin-6-yl-1H-imidazol-2-yl]-bicyclo[2.2.2]octane-1-carboxylic acid amide;

4-[4-(6-cyclopropyl-pyridin-2-yl)-5-[1,2,4]triazolo[1,5-a]pyridin-6-yl-1H-imidazol-2-yl]-bicyclo[2.2.2]octane-1-carboxylic acid;

4-[4-benzo[1,3]dioxol-5-yl-5-(6-methyl-pyridin-2-yl)-1H-imidazol-2-yl]-bicyclo[2.2.2]octan-1-ol;

4-[4-(6-cyclopropyl-pyridin-2-yl)-5-[1,2,4]triazolo[1,5-a]pyridin-6-yl-1H-imidazol-2-yl]-bicyclo[2.2.2]octane-1-carboxylic acid amide;

4-[4-(6-cyclopropyl-pyridin-2-yl)-5-[1,2,4]triazolo[1,5-a]pyridin-6-yl-1H-imidazol-2-yl]-bicyclo[2.2.2]octane-1-carboxylic acid hydroxyamide;

N-{4-[4-benzo[1,3]dioxol-5-yl-5-(6-methyl-pyridin-2-yl)-1H-imidazol-2-yl]-bicyclo[2.2.2]oct-1-yl}-sulfamide;

sulfamic acid 4-[4-benzo[1,3]dioxol-5-yl-5-(6-methyl-pyridin-2-yl)-1H-imidazol-2-yl]-bicyclo[2.2.2]oct-1-yl ester;

{4-[4-(6-methyl-pyridin-2-yl)-5-quinoxalin-6-yl-1H-imidazol-2-yl]-cyclohexyl}-carbamic acid benzyl ester;

N-{4-[4-benzo[1,3]dioxol-5-yl-5-(6-methyl-pyridin-2-yl)-1H-imidazol-2-yl]-bicyclo[2.2.2]octane-1-carbonyl}-methanesulfonamide;

- 86 -

N-{4-[4-benzo[1,3]dioxol-5-yl-5-(6-methyl-pyridin-2-yl)-1H-imidazol-2-yl]-bicyclo[2.2.2]octane-1-carbonyl}-benzenesulfonamide;

4-[5-(3-methyl-4-oxo-3,4-dihydro-quinazolin-6-yl)-4-(6-methyl-pyridin-2-yl)-1H-imidazol-2-yl]-bicyclo[2.2.2]octane-1-carboxylic acid methyl ester;

4-[5-(3-methyl-4-oxo-3,4-dihydro-quinazolin-6-yl)-4-(6-methyl-pyridin-2-yl)-1H-imidazol-2-yl]-bicyclo[2.2.2]octane-1-carboxylic acid;

N-{4-[4-(6-methyl-pyridin-2-yl)-5-quinoxalin-6-yl-1H-imidazol-2-yl]-cyclohexyl}-acetamide;

4-[4-(6-methyl-pyridin-2-yl)-5-quinoxalin-6-yl-1H-imidazol-2-yl]-bicyclo[2.2.2]octane-1-carboxylic acid methyl ester;

4-[4-(6-methyl-pyridin-2-yl)-5-quinoxalin-6-yl-1H-imidazol-2-yl]-bicyclo[2.2.2]octane-1-carboxylic acid;

4-[4-(6-methyl-pyridin-2-yl)-5-quinoxalin-6-yl-1H-imidazol-2-yl]-bicyclo[2.2.2]octane-1-carboxylic acid hydroxyamide;

4-[4-(6-methyl-pyridin-2-yl)-5-quinoxalin-6-yl-1H-imidazol-2-yl]-bicyclo[2.2.2]octane-1-carboxylic acid amide;

N-{4-[4-(6-methyl-pyridin-2-yl)-5-quinoxalin-6-yl-1H-imidazol-2-yl]-cyclohexyl}-methanesulfonamide;

2,2,2-trifluoro-N-{4-[4-(6-methyl-pyridin-2-yl)-5-quinoxalin-6-yl-1H-imidazol-2-yl]-cyclohexyl}-acetamide;

4-[5-(3-methyl-4-oxo-3,4-dihydro-quinazolin-6-yl)-4-(6-methyl-pyridin-2-yl)-1H-imidazol-2-yl]-bicyclo[2.2.2]octane-1-carboxylic acid amide;

N-{4-[5-(6-methyl-pyridin-2-yl)-4-quinoxalin-6-yl-1H-imidazol-2-yl]-bicyclo[2.2.2]oct-1-yl}-methanesulfonamide;

N-{4-[5-(6-methyl-pyridin-2-yl)-4-quinoxalin-6-yl-1H-imidazol-2-yl]-bicyclo[2.2.2]oct-1-yl}-acetamide;

4-[4-(5-fluoro-6-methyl-pyridin-2-yl)-5-[1,2,4]triazolo[1,5-a]pyridin-6-yl-1H-imidazol-2-yl]-bicyclo[2.2.2]octane-1-carboxylic acid methyl ester;

4-(4-benzo[1,3]dioxol-5-yl-5-pyridin-2-yl-1H-imidazol-2-yl)-piperidine-1-carboxylic acid 4-nitro-benzyl ester;

2-{5-benzo[1,3]dioxol-5-yl-2-[1-(toluene-4-sulfonyl)-piperidin-4-yl]-3H-imidazol-4-yl}-pyridine;

2-{5-benzo[1,3]dioxol-5-yl-2-[1-(4-chloro-benzenesulfonyl)-piperidin-4-yl]-3H-imidazol-4-yl}-pyridine;

2003228446 07 Jul 2009

2003228446 07 Jul 2009

- 2-(5-benzo[1,3]dioxol-5-yl-2-[1-(2-nitro-phenylmethanesulfonyl)-piperidin-4-yl]-3H-imidazol-4-yl)-pyridine;
- 2-(5-benzo[1,3]dioxol-5-yl-2-[1-(propane-1-sulfonyl)-piperidin-4-yl]-3H-imidazol-4-yl)-pyridine;
- 2-(5-benzo[1,3]dioxol-5-yl-2-[1-(4-chloro-phenylmethanesulfonyl)-piperidin-4-yl]-3H-imidazol-4-yl)-pyridine;
- 2-(5-benzo[1,3]dioxol-5-yl-2-[1-(3,4-dichloro-phenylmethanesulfonyl)-piperidin-4-yl]-3H-imidazol-4-yl)-pyridine;
- 3-(4-benzo[1,3]dioxol-5-yl-5-pyridin-2-yl-1H-imidazol-2-yl)-piperidine-1-carboxylic acid benzyl ester;
- 4-[4-benzo[1,3]dioxol-5-yl-5-(6-methyl-pyridin-2-yl)-1H-imidazol-2-yl]-piperidine-1-carboxylic acid benzyl ester;
- 3-[4-benzo[1,3]dioxol-5-yl-5-(6-methyl-pyridin-2-yl)-1H-imidazol-2-yl]-piperidine-1-carboxylic acid benzyl ester;
- 2-(5-benzo[1,3]dioxol-5-yl-2-[1-(pyridin-4-ylmethanesulfonyl)-piperidin-4-yl]-3H-imidazol-4-yl)-pyridine;
- 2-(5-benzo[1,3]dioxol-5-yl-2-[1-(pyridin-3-ylmethanesulfonyl)-piperidin-4-yl]-3H-imidazol-4-yl)-pyridine;
- 2-(5-benzo[1,3]dioxol-5-yl-2-[1-(3-trifluoromethyl-phenylmethanesulfonyl)-piperidin-4-yl]-3H-imidazol-4-yl)-pyridine;
- 3-[4-benzo[1,3]dioxol-5-yl-1-hydroxy-5-(6-methyl-pyridin-2-yl)-1H-imidazol-2-yl]-pyrrolidine-1-carboxylic acid benzyl ester;
- {4-[4-benzo[1,3]dioxol-5-yl-5-(6-methyl-pyridin-2-yl)-1H-imidazol-2-yl]-cyclohexyl}-carbamic acid benzyl ester;
- 2-(5-benzo[1,3]dioxol-5-yl-2-[1-(3-trifluoromethyl-phenylmethanesulfonyl)-piperidin-4-yl]-3H-imidazol-4-yl)-6-methyl-pyridine;
- 2-(5-benzo[1,3]dioxol-5-yl-2-[1-(butane-1-sulfonyl)-piperidin-3-yl]-3H-imidazol-4-yl)-6-methyl-pyridine;
- 2-[5-benzo[1,3]dioxol-5-yl-2-(1-phenylmethanesulfonyl-piperidin-3-yl)-3H-imidazol-4-yl]-6-methyl-pyridine;
- {4-[2-[1-(butane-1-sulfonyl)-piperidin-4-yl]-5-(6-methyl-pyridin-2-yl)-1H-imidazol-4-yl]-pyridin-2-yl)-(4-methoxy-benzyl)-amine;
- 4-[2-[1-(butane-1-sulfonyl)-piperidin-4-yl]-5-(6-methyl-pyridin-2-yl)-1H-imidazol-4-yl]-pyridin-2-ylamine;

- 88 -

- 4-[4-benzo[1,3]dioxol-5-yl-5-(6-methyl-pyridin-2-yl)-1H-imidazol-2-yl]-bicyclo[2.2.2]octane-1-carboxylic acid methyl ester;
- 2-{5-benzo[1,3]dioxol-5-yl-2-[1-(5-methyl-2-trifluoromethyl-furan-3-sulfonyl)-piperidin-4-yl]-3H-imidazol-4-yl}-6-methyl-pyridine;
- 4-[2-(1-phenylmethanesulfonyl-piperidin-4-yl)-5-(6-methyl-pyridin-2-yl)-1H-imidazol-4-yl]-pyridin-2-yl fluoride;
- (4-methoxy-benzyl){4-[5-(6-methyl-pyridin-2-yl)-2-(1-phenylmethanesulfonyl-piperidin-4-yl)-1H-imidazol-4-yl]-pyridin-2-yl}-amine;
- {4-[4-benzo[1,3]dioxol-5-yl-5-(6-methyl-pyridin-2-yl)-1H-imidazol-2-yl]-bicyclo[2.2.2]oct-1-yl}-carbamic acid benzyl ester;
- 2-[5-benzo[1,3]dioxol-5-yl-2-(1-phenylmethanesulfonyl-piperidin-4-yl)-3H-imidazol-4-yl]-6-bromo-pyridine;
- 1-{4-[4-benzo[1,3]dioxol-5-yl-5-(6-methyl-pyridin-2-yl)-1H-imidazol-2-yl]-piperidin-1-yl}-3-phenyl-propan-1-one;
- N-4-[4-benzo[1,3]dioxol-5-yl-5-(6-methyl-pyridin-2-yl)-1H-imidazol-2-yl]-bicyclo[2.2.2]oct-1-yl}-C-phenyl-methanesulfonamide;
- 2-{5-benzo[1,3]dioxol-5-yl-2-[1-(2-phenyl-ethenesulfonyl)-piperidin-4-yl]-3H-imidazol-4-yl}-6-methyl-pyridine;
- 2-{5-benzo[1,3]dioxol-5-yl-2-[1-(3,4-dichloro-benzenesulfonyl)-piperidin-4-yl]-3H-imidazol-4-yl}-6-methyl-pyridine;
- N-{4-[4-benzo[1,3]dioxol-5-yl-5-(6-methyl-pyridin-2-yl)-1H-imidazol-2-yl]-bicyclo[2.2.2]oct-1-ylmethyl}-C-phenyl-methanesulfonamide;
- 4-[4-benzo[1,3]dioxol-5-yl-5-(6-methyl-pyridin-2-yl)-1H-imidazol-2-yl]-bicyclo[2.2.2]octane-1-carboxylic acid (pyridin-2-ylmethyl)-amide;
- 4-[4-benzo[1,3]dioxol-5-yl-5-(6-methyl-pyridin-2-yl)-1H-imidazol-2-yl]-bicyclo[2.2.2]octane-1-carboxylic acid (furan-2-ylmethyl)-amide;
- 2-[5-benzo[1,3]dioxol-5-yl-2-(1-methanesulfonyl-pyrrolidin-3-yl)-3H-imidazol-4-yl]-6-methyl-pyridine;
- 2-{5-benzo[1,3]dioxol-5-yl-2-[1-(butane-1-sulfonyl)-pyrrolidin-3-yl]-3H-imidazol-4-yl}-6-methyl-pyridine;
- 2-{5-benzo[1,3]dioxol-5-yl-2-[1-(1-methyl-1H-imidazole-4-sulfonyl)-pyrrolidin-3-yl]-3H-imidazol-4-yl}-6-methyl-pyridine;
- 2-[5-benzo[1,3]dioxol-5-yl-2-(1-phenylmethanesulfonyl-pyrrolidin-3-yl)-3H-imidazol-4-yl]-6-methyl-pyridine;

2003228446 07 Jul 2009

- 89 -

2003228446 07 Jul 2009

4-[4-benzo[1,3]dioxol-5-yl-5-(6-methyl-pyridin-2-yl)-1H-imidazol-2-yl]-bicyclo[2.2.2]octane-1-carboxylic acid ethylamide;

4-[4-benzo[1,3]dioxol-5-yl-5-(6-methyl-pyridin-2-yl)-1H-imidazol-2-yl]-bicyclo[2.2.2]octane-1-carboxylic acid butylamide;

4-[4-benzo[1,3]dioxol-5-yl-5-(6-methyl-pyridin-2-yl)-1H-imidazol-2-yl]-bicyclo[2.2.2]octane-1-carboxylic acid isopropylamide;

4-[4-benzo[1,3]dioxol-5-yl-5-(6-methyl-pyridin-2-yl)-1H-imidazol-2-yl]-bicyclo[2.2.2]octane-1-carboxylic acid (3-imidazol-1-yl-propyl)-amide;

{4-[4-benzo[1,3]dioxol-5-yl-5-(6-methyl-pyridin-2-yl)-1H-imidazol-2-yl]-bicyclo[2.2.2]oct-1-yl}-pyrrolidin-1-yl-methanone;

4-[4-benzo[1,3]dioxol-5-yl-5-(6-methyl-pyridin-2-yl)-1H-imidazol-2-yl]-bicyclo[2.2.2]octane-1-carboxylic acid diethylamide;

4-[4-benzo[1,3]dioxol-5-yl-5-(6-methyl-pyridin-2-yl)-1H-imidazol-2-yl]-cyclohexylamine;

{4-[4-benzo[1,3]dioxol-5-yl-5-(6-methyl-pyridin-2-yl)-1H-imidazol-2-yl]-piperidin-1-yl}-(4-fluoro-phenyl)-methanone;

N-{4-[4-benzo[1,3]dioxo-5-yl-5-(6-methyl-pyridin-2-yl)-1H-imidazol-2-yl]-cyclohexylmethyl}-C-pyridin-4-yl-methanesulfonamide;

N-{4-[4-benzo[1,3]dioxol-5-yl-5-(6-methyl-pyridin-2-yl)-1H-imidazol-2-yl]-bicyclo[2.2.2]oct-1-yl}-2,2,2-trifluoro-acetamide;

4-(4-benzo[1,3]dioxol-5-yl-5-pyridin-2-yl-1H-imidazol-2-yl)-piperidine-1-carboxylic acid benzyl ester;

2-(5-benzo[1,3]dioxol-5-yl-2-piperidin-4-yl-3H-imidazol-4-yl)-pyridine;

4-(4-benzo[1,3]dioxol-5-yl-5-pyridin-2-yl-1H-imidazol-2-yl)-piperidine-1-carboxylic acid 2-chloro-benzylester;

4-(4-benzo[1,3]dioxol-5-yl-5-pyridin-2-yl-1H-imidazol-2-yl)-piperidine-1-carboxylic acid 4,5-dimethoxy-2-nitro-benzyl ester;

4-(4-benzo[1,3]dioxol-5-yl-5-pyridin-2-yl-1H-imidazol-2-yl)-piperidine-1-carboxylic acid 3-fluoro-benzylamide;

4-(4-benzo[1,3]dioxol-5-yl-5-pyridin-2-yl-1H-imidazol-2-yl)-piperidine-1-carboxylic acid 4-fluoro-benzylamide;

4-(4-benzo[1,3]dioxol-5-yl-5-pyridin-2-yl-1H-imidazol-2-yl)-piperidine-1-carboxylic acid benzylamide;

2003228446 07 Jul 2009

4-(4-benzo[1,3]dioxol-5-yl-5-pyridin-2-yl-1H-imidazol-2-yl)-piperidine-1-carboxylic acid 4-methyl-benzylamide;

4-(4-benzo[1,3]dioxol-5-yl-5-pyridin-2-yl-1H-imidazol-2-yl)-piperidine-1-carboxylic acid 4-methoxy-benzylamide;

4-(4-benzo[1,3]dioxol-5-yl-5-pyridin-2-yl-1H-imidazol-2-yl)-piperidine-1-carboxylic acid 2,4-dichloro-benzylamide;

4-(4-benzo[1,3]dioxol-5-yl-5-pyridin-2-yl-1H-imidazol-2-yl)-piperidine-1-carboxylic acid 2-chloro-benzylamide;

4-(4-benzo[1,3]dioxol-5-yl-5-pyridin-2-yl-1H-imidazol-2-yl)-piperidine-1-carboxylic acid amide;

4-[4-(4-benzo[1,3]dioxol-5-yl-5-pyridin-2-yl-1H-imidazol-2-yl)-piperidine-1-sulfonyl]-benzotrile;

2-{5-benzo[1,3]dioxol-5-yl-2-[1-(3,4-dichloro-benzenesulfonyl)-piperidin-4-yl]-3H-imidazol-4-yl}-pyridine;

{5-[4-(4-benzo[1,3]dioxol-5-yl-5-pyridin-2-yl-1H-imidazol-2-yl)-piperidine-1-sulfonyl]-naphthalen-1-yl}-dimethyl-amine;

2-[5-benzo[1,3]dioxol-5-yl-2-(1-methanesulfonyl-piperidin-4-yl)-3H-imidazol-4-yl]-pyridine;

2-[5-benzo[1,3]dioxol-5-yl-2-(1-pyridin-4-ylmethyl-piperidin-4-yl)-3H-imidazol-4-yl]-pyridine;

2-{5-benzo[1,3]dioxol-5-yl-2-[1-(propane-2-sulfonyl)-piperidin-4-yl]-3H-imidazol-4-yl}-pyridine;

2-{5-benzo[1,3]dioxol-5-yl-2-[1-(4-methoxy-benzenesulfonyl)-piperidin-4-yl]-3H-imidazol-4-yl}-pyridine;

1-{4-[4-(4-benzo[1,3]dioxol-5-yl-5-pyridin-2-yl-1H-imidazol-2-yl)-piperidine-1-sulfonyl]-phenyl}-ethanone;

2-[5-benzo[1,3]dioxol-5-yl-2-(1-furan-2-ylmethyl-piperidin-4-yl)-3H-imidazol-4-yl]-pyridine;

2-{5-benzo[1,3]dioxol-5-yl-2-[1-(4-methyl-benzyl)-piperidin-4-yl]-3H-imidazol-4-yl}-pyridine;

2-{5-benzo[1,3]dioxol-5-yl-2-[1-(3-fluoro-5-trifluoromethyl-benzyl)-piperidin-4-yl]-3H-imidazol-4-yl}-pyridine;

2-[5-benzo[1,3]dioxol-5-yl-2-(1-cyclohexylmethyl-piperidin-4-yl)-3H-imidazol-4-yl]-pyridine;

- 2-[4-(4-benzo[1,3]dioxol-5-yl-5-pyridin-2-yl-1H-imidazol-2-yl)-piperidin-1-ylmethyl]-cyclopropanecarboxylic acid ethyl ester;
- 2-[4-(4-benzo[1,3]dioxol-5-yl-5-pyridin-2-yl-1H-imidazol-2-yl)-piperidin-1-ylmethyl]-pyrrolidine-1-carboxylic acid tert-butyl ester;
- 2-{5-benzo[1,3]dioxol-5-yl-2-[1-(2,2-dimethyl-[1,3]dioxolan-4-ylmethyl)-piperidin-4-yl]-3H-imidazol-4-yl}-pyridine;
- 1-[4-(4-benzo[1,3]dioxol-5-yl-5-pyridin-2-yl-1H-imidazol-2-yl)-piperidin-1-yl]-2-methyl-propan-2-ol;
- 2-(6-amino-3-imino-3H-xanthen-9-yl)-4-[4-(4-benzo[1,3]dioxol-5-yl-5-pyridin-2-yl-1H-imidazol-2-yl)-piperidine-1-carbonyl]-benzoic acid;
- 1-[4-(4-benzo[1,3]dioxol-5-yl-5-pyridin-2-yl-1H-imidazol-2-yl)-piperidin-1-yl]-ethanone;
- 2-[5-benzo[1,3]dioxol-5-yl-2-(1-ethanesulfonyl-piperidin-4-yl)-3H-imidazol-4-yl]-pyridine;
- 2-{5-benzo[1,3]dioxol-5-yl-2-[1-(2-phenyl-ethenesulfonyl)-piperidin-4-yl]-3H-imidazol-4-yl}-pyridine;
- 1-[4-(4-benzo[1,3]dioxol-5-yl-5-pyridin-2-yl-1H-imidazol-2-yl)-piperidine-1-sulfonylmethyl]-7,7-dimethyl-bicyclo[2.2.1]heptan-2-one;
- 2-[5-benzo[1,3]dioxol-5-yl-2-(1-p-tolylmethanesulfonyl-piperidin-4-yl)-3H-imidazol-4-yl]-pyridine;
- 3-(4-benzo[1,3]dioxol-5-yl-1-hydroxy-5-pyridin-2-yl-1H-imidazol-2-yl)-piperidine-1-carboxylic acid benzyl ester;
- 2-{5-benzo[1,3]dioxol-5-yl-2-[1-(4-methoxy-benzenesulfonyl)-piperidin-4-yl]-3H-imidazol-4-yl}-pyridine;
- 2-{5-benzo[1,3]dioxol-5-yl-2-[1-(2-naphthalen-1-yl-ethanesulfonyl)-piperidin-4-yl]-3H-imidazol-4-yl}-pyridine;
- 2-[5-benzo[1,3]dioxol-5-yl-2-(1-phenylmethanesulfonyl-piperidin-3-yl)-3H-imidazol-4-yl]-pyridine;
- 3-[4-benzo[1,3]dioxol-5-yl-1-hydroxy-5-(6-methyl-pyridin-2-yl)-1H-imidazol-2-yl]-piperidine-1-carboxylic acid benzyl ester;
- 3-[4-benzo[1,3]dioxol-5-yl-5-(6-methyl-pyridin-2-yl)-1H-imidazol-2-yl]-pyrrolidine-1-carboxylic acid benzyl ester;
- 4-(4-benzo[1,3]dioxol-5-yl-5-pyridin-2-yl-1H-imidazol-2-yl)-piperidine-1-carboxylic acid benzyl ester;

2003228446 07 Jul 2009

2003228446 07 Jul 2009

- 2-{5-benzo[1,3]dioxol-5-yl-2-[1-(3,5-bis-trifluoromethyl-phenylmethanesulfonyl)-piperidin-4-yl]-3H-imidazol-4-yl}-pyridine;
- 2-{5-benzo[1,3]dioxol-5-yl-2-[1-(biphenyl-4-sulfonyl)-piperidin-4-yl]-5H-imidazol-4-yl}-pyridine;
- 2-{5-benzo[1,3]dioxol-5-yl-2-[1-(4-phenoxy-benzenesulfonyl)-piperidin-4-yl]-3H-imidazol-4-yl}-pyridine;
- 2-{5-benzo[1,3]dioxol-5-yl-2-[1-(biphenyl-4-ylmethanesulfonyl)-piperidin-4-yl]-5H-imidazol-4-yl}-pyridine;
- 4-[5-benzo[1,3]dioxol-5-yl-1-methyl-4-(6-methyl-pyridin-2-yl)-1H-imidazol-2-yl]-piperidine-1-carboxylic acid benzyl ester;
- 4-[4-benzo[1,3]dioxol-5-yl-1-methyl-5-(6-methyl-pyridin-2-yl)-1H-imidazol-2-yl]-piperidine-1-carboxylic acid benzyl ester;
- {4-[4-benzo[1,3]dioxol-5-yl-1-hydroxy-5-(6-methyl-pyridin-2-yl)-1H-imidazol-2-yl]-cyclohexyl}-carbamic acid benzyl ester;
- 4-[4-(2-chloro-pyridin-4-yl)-5-(6-methyl-pyridin-2-yl)-1H-imidazol-2-yl]-piperidine-1-carboxylic acid benzyl ester;
- 2-{5-benzo[1,3]dioxol-5-yl-2-[1-(3-phenoxy-phenylmethanesulfonyl)-piperidin-4-yl]-3H-imidazol-4-yl}-6-methyl-pyridine;
- 4-[4-(2-fluoro-pyridin-4-yl)-5-(6-methyl-pyridin-2-yl)-1H-imidazol-2-yl]-piperidine-1-carboxylic acid benzyl ester;
- 4-[5-benzo[1,3]dioxol-5-yl-1-hydroxy-4-(6-methyl-pyridin-2-yl)-1H-imidazol-2-yl]-piperidine-1-carboxylic acid benzyl ester;
- 4-[4-benzo[1,3]dioxol-5-yl-5-(6-bromo-pyridin-2-yl)-1H-imidazol-2-yl]-piperidine-1-carboxylic acid benzyl ester;
- 4-[4-benzo[1,3]dioxol-5-yl-5-(6-trifluoromethyl-pyridin-2-yl)-1H-imidazol-2-yl]-piperidine-1-carboxylic acid benzyl ester;
- 4-[5-benzo[1,3]dioxol-5-yl-4-(6-bromo-pyridin-2-yl)-1-hydroxy-1H-imidazol-2-yl]-piperidine-1-carboxylic acid benzyl ester;
- 4-[4-benzo[1,3]dioxol-5-yl-5-(6-methyl-pyridin-2-yl)-1H-imidazol-2-yl]-bicyclo[2.2.2]oct-1-ylamine;
- 2-{5-benzo[1,3]dioxol-5-yl-2-[1-(biphenyl-4-sulfonyl)-piperidin-4-yl]-3H-imidazol-4-yl}-6-methyl-pyridine;
- 2-{5-benzo[1,3]dioxol-5-yl-2-[1-(4-phenoxy-benzenesulfonyl)-piperidin-4-yl]-3H-imidazol-4-yl}-6-methyl-pyridine;

2003228446 07 Jul 2009

- 4-[4-benzo[1,3]dioxol-5-yl-5-(6-methyl-pyridin-2-yl)-1H-imidazol-2-yl]-bicyclo[2.2.2]octane-1-carboxylic acid benzylamide;
- 4-[4-benzo[1,3]dioxol-5-yl-5-(6-methyl-pyridin-2-yl)-1H-imidazol-2-yl]-bicyclo[2.2.2]octane-1-carboxylic acid 3-chloro-4-fluoro-benzylamide;
- 2-(5-benzo[1,3]dioxol-5-yl-2-[1-(4-chloro-benzenesulfonyl)-pyrrolidin-3-yl]-3H-imidazol-4-yl)-6-methyl-pyridine;
- 2-(5-benzo[1,3]dioxol-5-yl-2-[1-(2-naphthalen-2-yl-ethanesulfonyl)-piperidin-4-yl]-3H-imidazol-4-yl)-6-methyl-pyridine;
- 4-[4-benzo[1,3]dioxol-5-yl-5-(6-methyl-pyridin-2-yl)-1H-imidazol-2-yl]-bicyclo[2.2.2]octane-1-carboxylic acid cyclohexylamide;
- 4-[4-benzo[1,3]dioxol-5-yl-5-(6-methyl-pyridin-2-yl)-1H-imidazol-2-yl]-bicyclo[2.2.2]octane-1-carboxylic acid dipropylamide;
- 4-[4-benzo[1,3]dioxol-5-yl-5-(6-methyl-pyridin-2-yl)-1H-imidazol-2-yl]-bicyclo[2.2.2]octane-1-carboxylic acid (2-hydroxy-1-methyl-2-phenyl-ethyl)-amide;
- 4-[4-benzo[1,3]dioxol-5-yl-5-(6-methyl-pyridin-2-yl)-1H-imidazol-2-yl]-bicyclo[2.2.2]octane-1-carboxylic acid (1H-benzoimidazol-2-yl)-amide;
- 4-[4-benzo[1,3]dioxol-5-yl-5-(6-methyl-pyridin-2-yl)-1H-imidazol-2-yl]-bicyclo[2.2.2]octane-1-carboxylic acid (pyridin-4-ylmethyl)-amide;
- 4-[4-benzo[1,3]dioxol-5-yl-5-(6-methyl-pyridin-2-yl)-1H-imidazol-2-yl]-bicyclo[2.2.2]octane-1-carboxylic acid benzothiazol-2-ylamide;
- 4-[4-benzo[1,3]dioxol-5-yl-5-(6-methyl-pyridin-2-yl)-1H-imidazol-2-yl]-bicyclo[2.2.2]octane-1-carboxylic acid (5,7-difluoro-benzothiazol-2-yl)-amide;
- {4-[4-benzo[1,3]dioxol-5-yl-5-(6-methyl-pyridin-2-yl)-1H-imidazol-2-yl]-piperidin-1-yl)-(4-methoxy-phenyl)-methanone; and
- {4-[4-benzo[1,3]dioxol-5-yl-1-hydroxy-5-(6-methyl-pyridin-2-yl)-1H-imidazol-2-yl]-cyclohexylmethyl}-carbamic acid benzyl ester.

29. A pharmaceutical composition comprising a compound of any one of claims 1 to 28 and a pharmaceutically acceptable carrier.

30. A method of inhibiting the TGF β signaling pathway in a subject, comprising administering to said subject an effective amount of a compound of any one of claims 1 to 28 or a pharmaceutical composition of claim 29.

- 94 -

31. A method of inhibiting the TGF β type I receptor in a cell, comprising contacting said cell with an effective amount of a compound of any one of claims 1 to 28 or a pharmaceutical composition of claim 29.

32. A method of reducing the accumulation of excess extracellular matrix induced by TGF β in a subject, comprising administering to said subject an effective amount of a compound of any one of claims 1 to 28 or a pharmaceutical composition of claim 29.

33. A method of treating or preventing fibrotic condition in a subject, comprising administering to said subject an effective amount of a compound of any one of claims 1 to 28 or a pharmaceutical composition of claim 29.

34. The method of claim 33, wherein the fibrotic condition is selected from the group consisting of scleroderma, idiopathic pulmonary fibrosis, glomerulonephritis, diabetic nephropathy, lupus nephritis, hypertension-induced nephropathy, ocular scarring, corneal scarring, hepatic fibrosis, biliary fibrosis, pulmonary fibrosis, renal fibrosis, restenosis, radiation therapy-induced fibrosis, chemotherapy-induced fibrosis, acute lung injury, post-infarction cardiac fibrosis, fibrosclerosis, fibrotic cancers, fibroids, fibroma, fibroadenomas, and fibrosarcomas.

35. A method of inhibiting metastasis of tumor cells in a subject, comprising administering to said subject an effective amount of a compound of any one of claims 1 to 28 or a pharmaceutical composition of claim 29.

36. A method of treating carcinomas mediated by an overexpression of TGF β , comprising administering to a subject in need of such treatment an effective amount of a compound of any one of claims 1 to 28 or a pharmaceutical composition of claim 29.

37. The method of claim 36, said carcinomas being selected from the group consisting of carcinomas of the lung, breast, liver, biliary tract, gastrointestinal tract, head and neck, pancreas, prostate, and cervix, multiple myeloma, melanoma, glioma and glioblastomas.

Date: 7 July 2009

2003228446 07 Jul 2009