

(No Model.)

A. ROCKOFF.  
HANDPIECE FOR PORTABLE ELECTRIC LAMPS.

No. 525,564.

Patented Sept. 4, 1894.

Fig. 1.

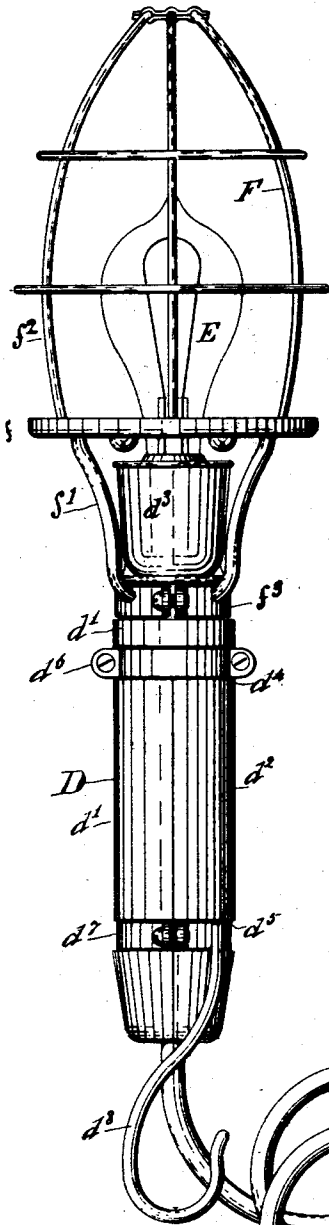


Fig. 2.

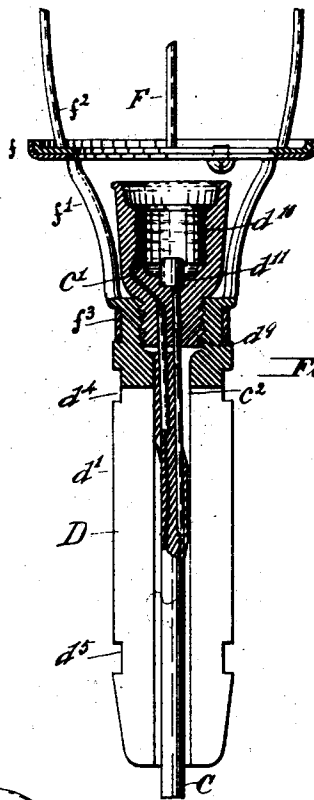
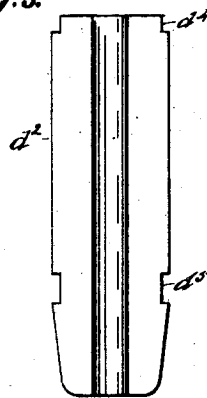


Fig. 4.



Fig. 3.



WITNESSES:  
*Wm. A. Pollock*  
*J. Littlejohn*

INVENTOR  
*August Rockoff*  
By  
*Edwin H. Rogers*  
HIS ATTORNEY

# UNITED STATES PATENT OFFICE.

AUGUST ROCKOFF, OF NEW YORK, N. Y.

## HANDPIECE FOR PORTABLE ELECTRIC LAMPS.

SPECIFICATION forming part of Letters Patent No. 525,564, dated September 4, 1894.

Application filed May 10, 1894. Serial No. 510,824. (No model.)

*To all whom it may concern:*

Be it known that I, AUGUST ROCKOFF, of New York, in the county and State of New York, have invented a certain new and useful Improvement in Handpieces for Portable Electric Lamps, of which the following is a specification.

My improvement is particularly useful for a portable electric lamp.

I will describe a hand piece embodying my invention and then point out the novel features in the claims.

In the accompanying drawings, Figure 1 is a side view of an electric lamp embodying my improvement. Fig. 2 is a partial section and partial face view of parts of a hand-piece and appurtenances. Fig. 3 is a face view of another part or section of the hand-piece. Fig. 4 is a side view of another part or section of the hand-piece.

Similar letters of reference designate corresponding parts.

A designates a cut-out used in connection with my improvement.

B designates a connecting piece to fit the cut-out A.

C designates a cable, of any suitable construction which is intended to be sufficiently flexible to be capable of being moved in various directions, having its end connected with the hand-piece D. The hand-piece D comprises three sections  $d'$ ,  $d^2$ ,  $d^3$ , which are all intended to be made of some suitable insulating material. The section  $d'$  has a circular portion at one end, but throughout the greater part of its length is semi-circular. The section  $d^2$  is the counterpart of the semi-circular portion of the section  $d'$ . These sections,  $d'$   $d^2$ , have external grooves  $d^4$ ,  $d^5$ . In these grooves fit collars  $d^6$ ,  $d^7$ , which may advantageously be made in two parts united at their extremities by means of screws serving to clamp them together; the function of the collars being to secure the two sections  $d'$ ,  $d^2$ , of the hand-piece together. The collar  $d^7$  is shown as being provided with a hook  $d^8$ , constituting a means for suspending the hand-piece. The section  $d^3$  is made in the form of a socket for an incandescent electric lamp and is provided with an externally screw-threaded boss or hub  $d^9$ , which is capable of engaging with the circular end portion of the

section  $d'$  of the hand-piece, a screw-thread being provided within the same to render this engagement possible.

The section  $d^3$  of the hand-piece may be constructed to serve as a socket for any desired incandescent electric lamp E. In the present instance it is provided internally with a screw-threaded metal ring  $d^{10}$  and with a central metal button  $d^{11}$  located at the bottom.  $c'$   $c^2$  are wires which are respectively extended from the ring  $d^{10}$  and the button  $d^{11}$  and are insulated from each other. They pass through the bottom of the section  $d^3$  and into the space between the sections  $d'$ ,  $d^2$  of the hand-piece. Within this space they are united to the wires comprised in the cable C. The ends of the cable wires and the ends of the wires  $c'$ ,  $c^2$ , are bared and then are spliced or twisted together and soldered. Afterward they are covered with insulating material, preferably in the form of a tape winding. This work may best be done before the section  $d^2$  is fitted to the section  $d'$  of the hand-piece. Waterproof and insulating cement is then introduced into the hand-piece. A convenient way of introducing it is to hold or support the hand-piece D with its section  $d^3$  downward and its section  $d^2$  held slightly separate from the section  $d'$  by an interposed piece of metal or otherwise, and then to pour the cement into the upper end. Afterward, the interposed piece of metal will be removed and the section  $d^2$  will be forced toward the section  $d'$  and the clamping rings or collars  $d^6$ ,  $d^7$  are applied. After the lamp E is inserted in the socket of the section  $d^3$  the mouth of the socket is sealed with cement.

F designates a cage surrounding the electric lamp E. It will preferably be made in two sections  $f'$ ,  $f^2$ , united by a ring connection  $f$ . Each section may be made of longitudinal wires and either may have cross wires. I have only shown the outer section  $f^2$  as provided with cross wires. The inner section  $f'$  has a collar  $f^3$  which is made of sections united by screws and fitted to a groove formed externally in the circular end portion of the section  $d'$  of the hand-piece.

What I claim as my invention, and desire to secure by Letters Patent, is—

1. A hand-piece for a portable electric lamp comprising three sections, two of which are

semi-cylindrical, and are united together and provided with a socket at one end and the third of which constitutes a socket for an electric lamp and engages with the socket of the first mentioned two sections, substantially as specified.

2. A hand-piece for a portable electric lamp comprising three sections, two of which are semi-cylindrical and are united together and provided with a socket at one end and the third of which constitutes a socket for an electric lamp and engages with the socket of the first mentioned two sections, and cement for protecting the wires within the hand-piece and protecting the joints of the hand-piece, substantially as specified.

3. A hand-piece for a portable electric lamp comprising a section  $d'$  having a semi-cylindrical portion and a cylindrical end portion constituting a socket, a semi-cylindrical sec-

tion  $d^2$  and a section  $d^3$  constituting a socket for an electric lamp and engaging with the cylindrical portion of the section  $d'$ , substantially as specified.

4. A hand-piece for a portable electric lamp, comprising three sections, two of which are semi-cylindrical and provided with a socket at one end, collars embracing these sections and securing them together, and a third section made in the form of an electric lamp socket and engaging with the socket aforesaid, substantially as specified.

In testimony whereof I have signed my name to this specification in the presence of two subscribing witnesses.

AUGUST ROCKOFF.

Witnesses:

ANTHONY GREF,  
CHAS. HASHNANTES.