



US00D945238S

(12) **United States Design Patent**  
**Dickman et al.**

(10) **Patent No.:** **US D945,238 S**

(45) **Date of Patent:** **\*\* Mar. 8, 2022**

(54) **FOLDING KNIFE**

(71) Applicant: **BENCHMADE KNIFE CO., INC.**,  
Oregon City, OR (US)

(72) Inventors: **Ryan Dickman**, Sandy, OR (US);  
**Vance Collver**, Gladstone, OR (US);  
**Wes Duey**, Oregon City, OR (US);  
**Nate Radcliffe**, Lake Oswego, OR (US)

(73) Assignee: **Benchmade Knife Co., Inc.**, Oregon  
City, OR (US)

(\*\*) Term: **15 Years**

(21) Appl. No.: **29/747,642**

(22) Filed: **Aug. 24, 2020**

(51) **LOC (13) Cl.** ..... **08-03**

(52) **U.S. Cl.**  
USPC ..... **D8/99**

(58) **Field of Classification Search**

USPC ..... D8/98, 99, 100, 105, 107  
CPC ..... B26B 5/001; B26B 5/003; B26B 11/00;  
B26B 1/08; B26B 1/02; B26B 1/10;  
B26B 1/04; B26B 1/042; B26B 1/044;  
B26B 1/048; B26B 3/08; B26B 29/06;  
B26B 5/00

See application file for complete search history.

(56) **References Cited**

**U.S. PATENT DOCUMENTS**

5,819,414 A \* 10/1998 Marifone ..... B26B 1/046  
30/160  
D510,249 S \* 10/2005 Ray ..... D8/99

D553,468 S \* 10/2007 Freeman ..... D8/99  
D578,857 S \* 10/2008 Yang-Fu ..... D8/99  
D613,574 S \* 4/2010 Pohl ..... D8/99  
D639,053 S \* 6/2011 Molina ..... D3/274  
D639,632 S \* 6/2011 Freeman ..... D8/99  
D639,633 S \* 6/2011 Bishop ..... D8/312  
D772,676 S \* 11/2016 Qiuliang ..... D8/99  
D806,498 S \* 1/2018 Bloch ..... D8/99  
D811,191 S \* 2/2018 Berenji ..... D8/99  
D856,109 S \* 8/2019 Marfione ..... D8/99  
D856,775 S \* 8/2019 Marfione ..... D8/99  
D898,541 S \* 10/2020 Chumchal ..... D8/99  
2020/0230830 A1\* 7/2020 Demko ..... B26B 1/042

\* cited by examiner

*Primary Examiner* — Philip S Hyder

(74) *Attorney, Agent, or Firm* — Schwabe Williamson &  
Wyatt, P.C.

(57) **CLAIM**

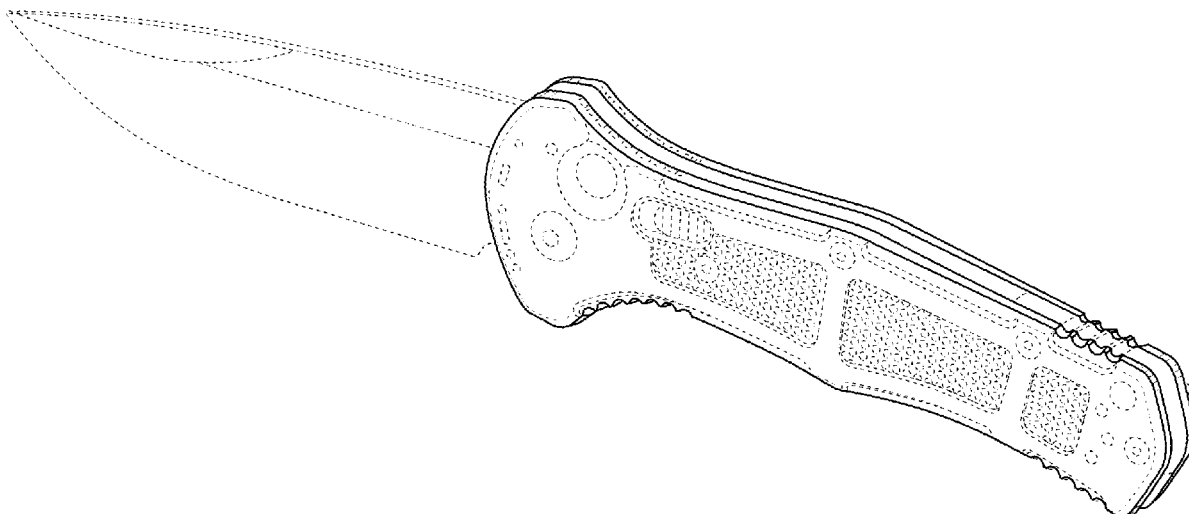
We claim the ornamental design for a folding knife, as  
shown and described.

**DESCRIPTION**

FIG. 1 is a perspective view of a folding knife, showing our  
new design;  
FIG. 2 is a right side view thereof;  
FIG. 3 is a left side view thereof;  
FIG. 4 is a top view thereof;  
FIG. 5 is a bottom view thereof;  
FIG. 6 is a front view thereof; and,  
FIG. 7 is a back view thereof.

The broken lines depict portions of the folding knife in  
which the design is embodied that form no part of the  
claimed design.

**1 Claim, 3 Drawing Sheets**



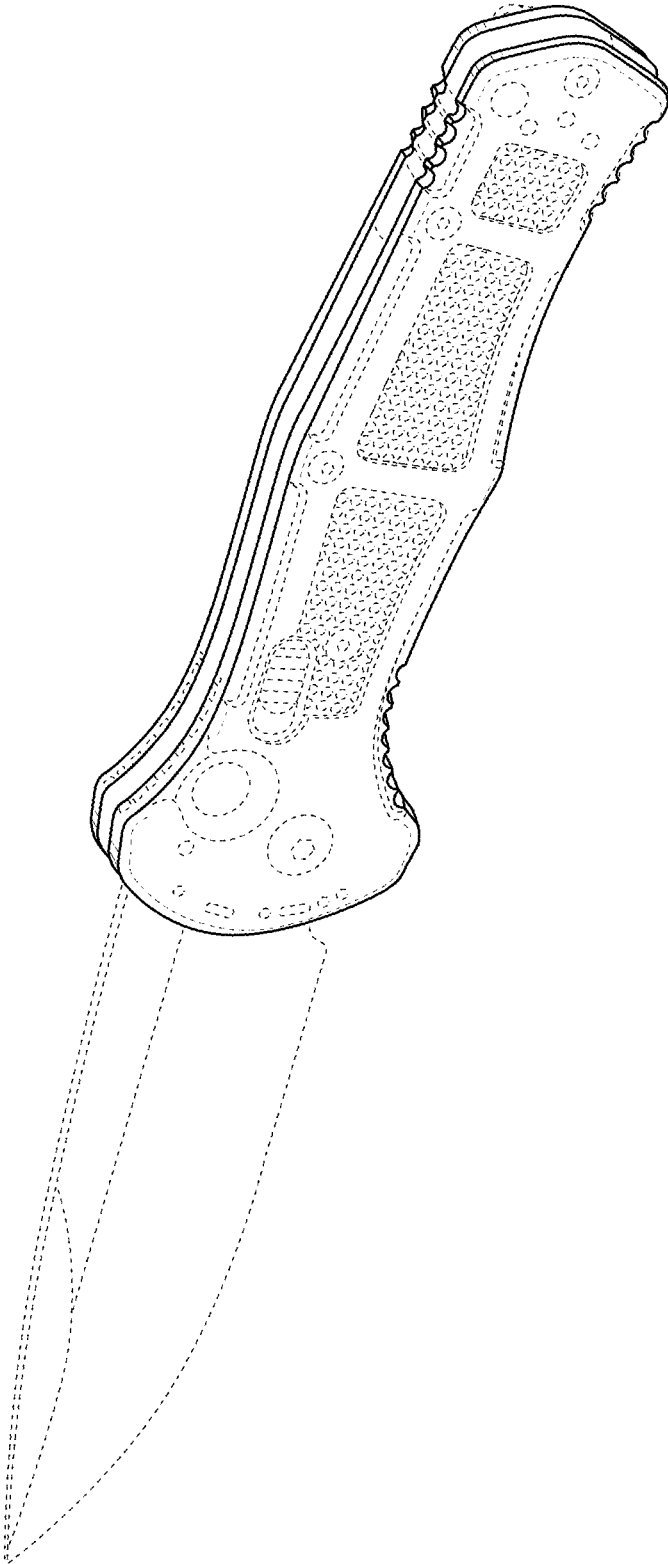
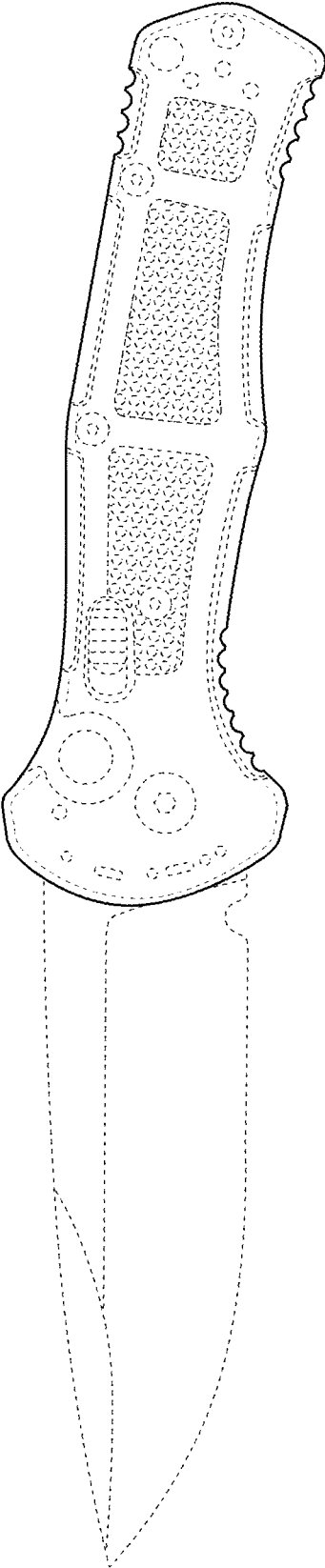
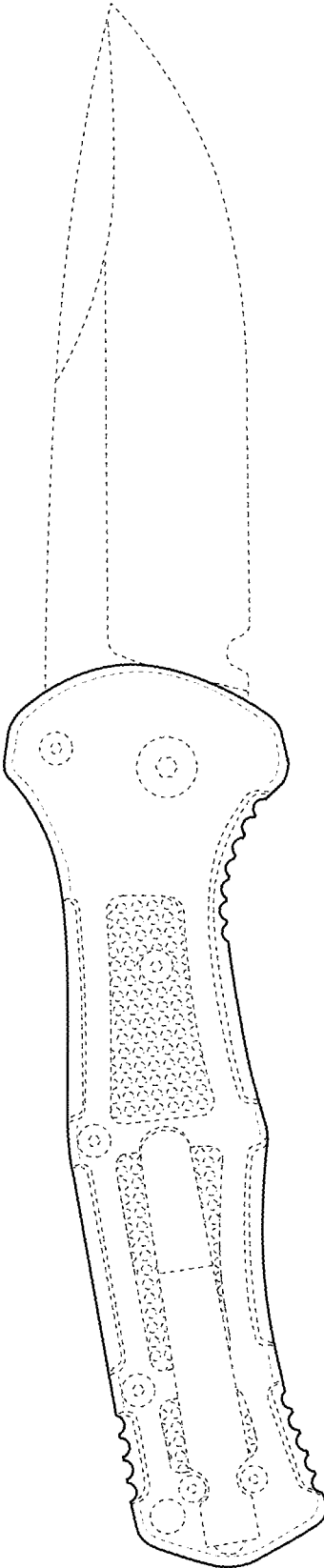


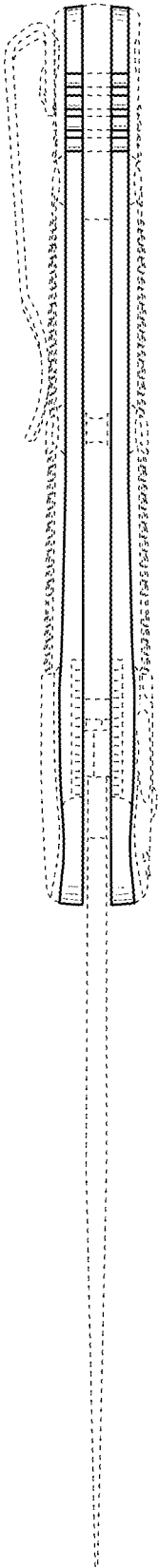
FIG. 1



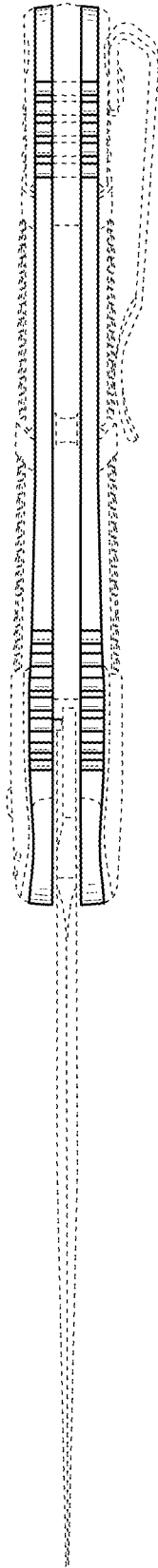
**FIG. 2**



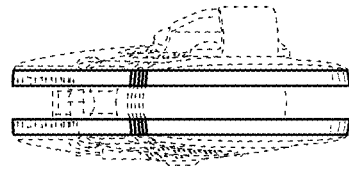
**FIG. 3**



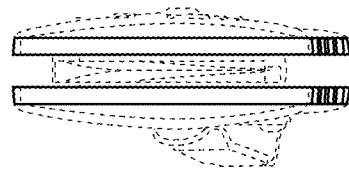
**FIG. 4**



**FIG. 5**



**FIG. 7**



**FIG. 6**