US00D788384S

(12) United States Design Patent

Patrick

(10) Patent No.: US D788,384 S
(45) Date of Patent: ** May 30, 2017

(54) **BIRD FEEDER**

(71) Applicant: **Donna Patrick**, Morehead, KY (US)

(72) Inventor: **Donna Patrick**, Morehead, KY (US)

(**) Term: **15 Years**

(21) Appl. No.: **29/569,325**

(22) Filed: **Jun. 27, 2016**

(51) **LOC (10) Cl.** **30-03**

(52) **U.S. Cl.**
USPC **D30/127**; D30/128

(58) **Field of Classification Search**
USPC D30/121, 124, 126–129, 133, 199, D30/110–112, 123, 125; 119/52.2, 51.5, 119/61.5, 57.8, 57.9, 52.3, 61.1, 531, 63, 119/428–435, 52.4, 55, 61.3, 69.5, 75, 76; 47/67, 83; 248/318; D11/164, 152; 211/128.1; D27/123; D6/495, 460, 461, D6/476, 405
CPC A01K 39/00; A01K 39/01; A01K 39/0113; A01K 39/012; A01K 39/06; A01K 5/0225; A01K 5/00
See application file for complete search history.

(56) **References Cited**

U.S. PATENT DOCUMENTS

1,534,375	A	*	4/1925	Foucht	A01K 39/012 119/52.4
D81,960	S	*	9/1930	Dickson	119/464
D115,321	S	*	6/1939	Pueschel	119/52.2
D244,098	S	*	4/1977	Kilham	D30/128
4,102,308	A	*	7/1978	Kilham	A01K 39/0113 119/52.3
D252,162	S	*	6/1979	Barry	D30/128
D265,939	S	*	8/1982	Kilham	119/57.8
4,361,116	A	*	11/1982	Kilham	A01K 39/014 119/51.01
D343,030	S	*	1/1994	Harwick, Jr.	D30/128
5,435,268	A		7/1995	Liethen	
5,465,683	A		11/1995	Reisdorf	
5,533,467	A	*	7/1996	Lancia	A01K 39/012 119/57.9
5,558,040	A	*	9/1996	Colwell	A01K 39/012 119/52.2
D383,878	S	*	9/1997	Merino	D30/124
5,947,054	A	*	9/1999	Liethen	A01K 39/0113 119/52.3
D429,852	S	*	8/2000	Hogarty	D30/128
D452,048	S	*	12/2001	Colwell	D30/119
D486,278	S	*	2/2004	Nauert	119/57.9
6,684,811	B2		2/2004	Rich et al.	
6,834,616	B2		12/2004	Fort, II	
D503,019	S	*	3/2005	Swift	D30/127
D504,547	S	*	4/2005	Nauert	119/57.9
6,986,322	B2	*	1/2006	Lumpkin	A01K 39/0113 119/52.3

(Continued)

Primary Examiner — Susan Moon Lee
(74) *Attorney, Agent, or Firm* — Global Intellectual Property Agency, LLC; Daniel Boudwin

(57) **CLAIM**

The ornamental design for a bird feeder, as shown and described.

DESCRIPTION

FIG. **1** shows a perspective view of a bird feeder in accordance with my new design.
FIG. **2** shows a top elevation view thereof.
FIG. **3** shows a bottom elevation view thereof.
FIG. **4** shows a side elevation view thereof.
FIG. **5** shows a second side elevation view thereof.
FIG. **6** shows a front end elevation view thereof; and,
FIG. **7** shows a rear end elevation view thereof.
The illustrative broken line showing of an upper ring accessory throughout the drawing figures depicts an exemplary component which might be used with the bird feeder and forms no part of the claimed design.

1 Claim, 7 Drawing Sheets



(56) **References Cited**

U.S. PATENT DOCUMENTS

D522,699	S *	6/2006	Colvin	D30/119	
D524,490	S *	7/2006	Obenshain	D30/127	
D524,902	S *	7/2006	Masters	D22/122	
7,162,975	B1 *	1/2007	Nauert	A01K 39/014	119/72
7,610,876	B1	11/2009	Schulz		
7,654,225	B2 *	2/2010	Madsen	A01K 39/012	119/52.3
D649,299	S *	11/2011	Lush	D30/127	
D676,614	S *	2/2013	Fields	D30/127	
D712,600	S *	9/2014	Zamarripa	D30/127	
D745,227	S *	12/2015	Thorn	D30/127	
9,351,479	B2 *	5/2016	Chen		
D760,963	S *	7/2016	Delman	D30/121	
2008/0102197	A1 *	5/2008	Chen	B44C 5/00	427/157
2008/0105206	A1 *	5/2008	Rich	A01K 39/0113	119/57.9
2008/0156269	A1 *	7/2008	Greenwood	A01K 39/012	119/51.01
2009/0078211	A1 *	3/2009	Charlton	A01K 39/0113	119/77
2011/0073043	A1 *	3/2011	Dault	A01K 39/0113	119/57.9
2014/0109835	A1 *	4/2014	Colvin	A01K 39/0206	119/74
2014/0261200	A1 *	9/2014	Tu	A01K 39/012	119/57.8

* cited by examiner



FIG. 1



FIG. 2

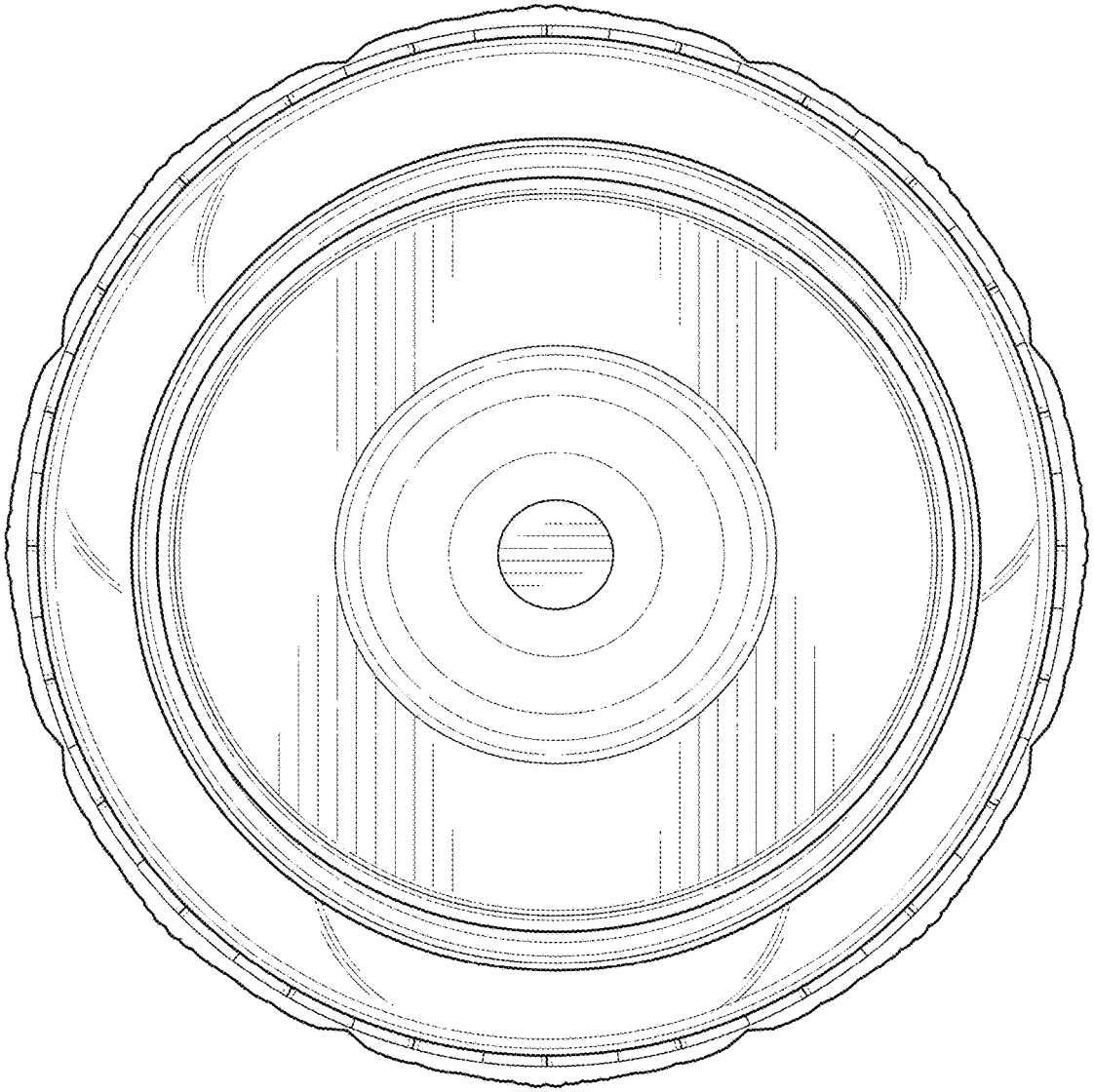

FIG. 3



FIG. 4



FIG. 5



FIG. 6



FIG. 7