



US00D856401S

(12) **United States Design Patent**  
**Liu**

(10) **Patent No.:** **US D856,401 S**

(45) **Date of Patent:** **\*\* Aug. 13, 2019**

- (54) **COLLAPSIBLE BIPOD LEG**
- (71) Applicant: **Cheh-Kang Liu**, Taipei (TW)
- (72) Inventor: **Cheh-Kang Liu**, Taipei (TW)
- (\*\*) Term: **15 Years**

8,052,110	B2 *	11/2011	Wang	.....	E04G 25/06	248/354.3
D736,600	S *	8/2015	Rossano	.....	D8/355	
D783,701	S *	4/2017	Anari	.....	D16/243	
D812,126	S *	3/2018	Paterson	.....	D16/243	
10,139,183	B1 *	11/2018	Liu	.....	F41A 23/10	
2015/0346589	A1 *	12/2015	Dering	.....	G03B 17/561	396/428

(21) Appl. No.: **29/634,974**

(22) Filed: **Jan. 26, 2018**

(51) **LOC (12) Cl.** ..... **16-05**

(52) **U.S. Cl.** ..... **D16/245**

USPC ..... **D16/245**

(58) **Field of Classification Search**

USPC ..... D16/219, 237-250; D14/224, 229, 238,  
D14/251, 253; D20/10, 39, 41,  
D21/837, 839; D8/354, 355, 363, 373,  
D8/382-383, 394-396  
CPC ..... F16M 11/06-10; F16M 11/14; G02B  
7/00-002; G03B 17/56; G03B  
17/561-568; H04N 5/2253-2254; A45F  
2200/0508-0533; A45F 5/00; A45F 5/10  
See application file for complete search history.

(56) **References Cited**

**U.S. PATENT DOCUMENTS**

3,327,422	A *	6/1967	Harris	.....	F41A 23/08	42/94
D257,259	S *	10/1980	Shiraishi	.....	D16/244	
4,625,620	A *	12/1986	Harris	.....	F41A 23/08	42/94
D327,083	S *	6/1992	Hayakawa	.....	D16/242	
D346,636	S *	5/1994	Bechtel	.....	D22/108	
D356,137	S *	3/1995	Hull	.....	D22/108	
D379,401	S *	5/1997	Cobb	.....	D22/142	
D390,301	S *	2/1998	Peterson	.....	D22/108	

**OTHER PUBLICATIONS**

Firefield Bipod Cabela's Canada. [online] Retrieved Jan. 15, 2019  
from URL: <https://www.cabelas.ca/product/101219/firefield-bipod>.  
\*

\* cited by examiner

*Primary Examiner* — Vy N Koenig  
(74) *Attorney, Agent, or Firm* — Jackson IPG PLLC;  
Demian K. Jackson

(57) **CLAIM**

The ornamental design for a collapsible bipod leg, as shown  
and described.

**DESCRIPTION**

FIG. 1 is a perspective view of a collapsible bipod leg showing my new design;  
FIG. 2 is a front elevational view thereof;  
FIG. 3 is a right side elevational view thereof;  
FIG. 4 is a rear elevational view thereof;  
FIG. 5 is a left side elevational view thereof;  
FIG. 6 is a bottom plan view thereof; and,  
FIG. 7 is a top plan view thereof.  
The broken lines illustrating portions of the collapsible bipod leg, specifically holes, nuts and bolts, that form no part of the claimed design.

**1 Claim, 4 Drawing Sheets**



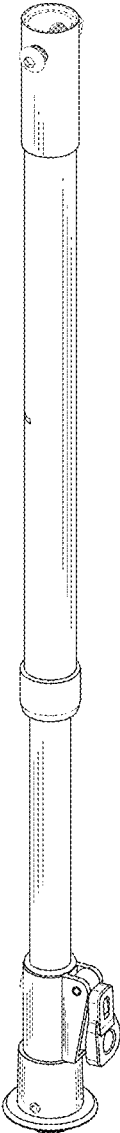


Fig. 1

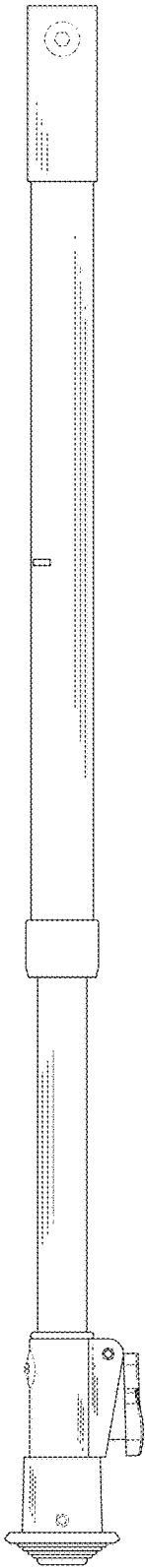


Fig. 2




Fig. 3

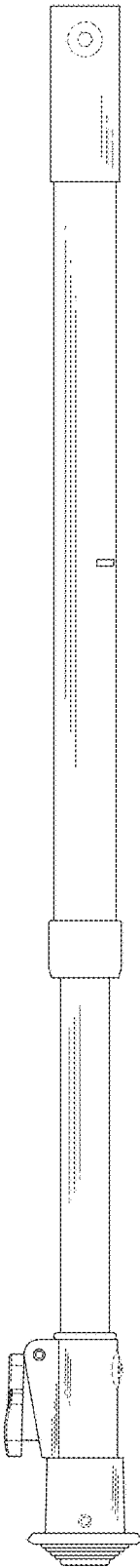


Fig. 4

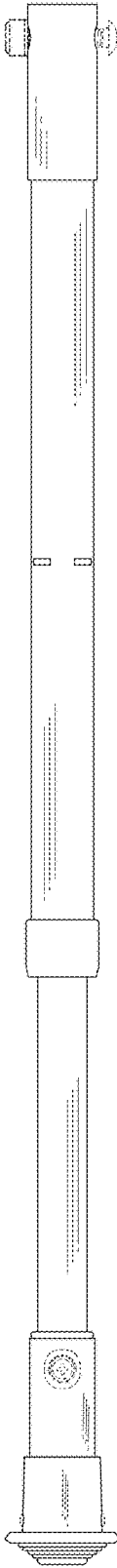


Fig. 5

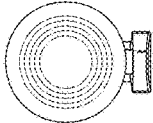


Fig. 6

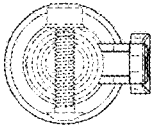


Fig. 7