

(19) AUSTRALIAN PATENT OFFICE

(54) Title
Improved ophthalmic and contact lens solutions with a peroxide source and a cationic polymeric preservative

(51) ⁶ International Patent Classification(s)
 A61K 31/74 20060101ALI20
 (2006.01) 060408BMEP
 A61K 9/00 A61K 31/4172
 (2006.01) 20060101ALI20
 A61K 31/415 060408BMEP
 (2006.01) A61K 31/4415
 A61K 31/4172 20060101ALI20
 (2006.01) 060408BMEP
 A61K 31/4415 A61K 33/40
 (2006.01) 20060101ALI20
 A61K 33/40 060408BMEP
 (2006.01) A61K 47/18
 A61K 47/18 20060101ALI20
 (2006.01) 060408BMEP
 A61K 47/32 A61K 47/32
 (2006.01) 20060101ALI20
 A61L 12/08 060408BMEP
 (2006.01) A61L 12/08
 A61L 12/10 20060101ALI20
 (2006.01) 060408BMEP
 A61L 12/12 A61L 12/10
 (2006.01) 20060101ALI20
 A61L 12/14 060408BMEP
 (2006.01) A61L 12/12
 A61K 31/74 20060101ALI20
 20060101AFI20 060408BMEP
 060101BHAU A61L 12/14
 A61K 9/00 20060101ALI20
 20060101ALI20 060408BMEP
 060408BMEP PCT/US01/4688
 A61K 31/415 2

(21) Application No: 2002239545

(22) Application Date: 2001.11.08

(87) WIPO No: W002/40062

(30) Priority Data

(31) Number	(32) Date	(33) Country
60/246,708	2000.11.08	US
60/246,707	2000.11.08	US
60/246,689	2000.11.08	US
60/246,709	2000.11.08	US

(43) Publication Date : 2002.05.27

(43) Publication Journal Date : 2002.08.01

(71) Applicant(s)
FXS Ventures, LLC

(72) Inventor(s)
Smith, Francis Xavier

(74) Agent/Attorney
Phillips Ormonde & Fitzpatrick, Level 22 367 Collins Street,
Melbourne, VIC, 3000

(12) INTERNATIONAL APPLICATION PUBLISHED UNDER THE PATENT COOPERATION TREATY (PCT)

(19) World Intellectual Property Organization
International Bureau



(43) International Publication Date
23 May 2002 (23.05.2002)

PCT

(10) International Publication Number
WO 02/040062 A3

- (51) International Patent Classification⁷: **A61K 31/74**
- (21) International Application Number: PCT/US01/46882
- (22) International Filing Date:
8 November 2001 (08.11.2001)
- (25) Filing Language: English
- (26) Publication Language: English
- (30) Priority Data:
60/246,689 8 November 2000 (08.11.2000) US
60/246,707 8 November 2000 (08.11.2000) US
60/246,708 8 November 2000 (08.11.2000) US
60/246,709 8 November 2000 (08.11.2000) US
- (71) Applicant (for all designated States except US):
BIO-CONCEPT LABORATORIES [US/US]; Suite
101, 4 Tinkham Avenue, Derry, NH 03038 (US).
- (72) Inventor; and
- (75) Inventor/Applicant (for US only): **SMITH, Francis,
Xavier** [US/US]; 22 Fox Run Lane, Salem, NH 03079
(US).
- (74) Agent: **BLANK, Christopher, E.**; Jaeckle Fleischmann
& Mugal, LLP, 39 State Street, Rochester, NY 14614-1310
(US).
- (81) Designated States (*national*): AE, AG, AL, AM, AT, AU,
AZ, BA, BB, BG, BR, BY, BZ, CA, CH, CN, CO, CR, CU,
CZ, DE, DK, DM, DZ, EC, EE, ES, FI, GB, GD, GE, GI,
GM, HR, HU, ID, IL, IN, IS, JP, KE, KG, KP, KR, KZ, LC,
LK, LR, LS, LT, LU, LV, MA, MD, MG, MK, MN, MW,
MX, MY, NZ, OL, OM, PA, PE, PG, PH, PL, PT, RO, RU,
SD, SE, SG, SI, SK, SL, TJ, TM, TR, TT, TZ, UA, UG, US,
UZ, VN, YU, ZA, ZW.
- (84) Designated States (*regional*): ARIPO patent (GH, GM,
KE, LS, MW, MZ, SD, SL, SZ, TZ, UG, ZW), Eurasian
patent (AM, AZ, BY, KG, KZ, MD, RU, TJ, TM), European
patent (AT, BE, CH, CY, DE, DK, ES, FI, FR, GB, GR, IE,
IT, LU, MC, NL, PT, SE, TR), OAPI patent (BF, BJ, CF,
CG, CI, CM, GA, GN, GQ, GW, ML, MR, NE, SN, TD,
TG).
- Published:
with international search report
- (88) Date of publication of the international search report:
6 September 2002
- For two-letter codes and other abbreviations, refer to the "Guidance Notes on Codes and Abbreviations" appearing at the beginning of each regular issue of the PCT Gazette.



WO 02/040062 A3

(54) Title: IMPROVED OPHTHALMIC AND CONTACT LENS SOLUTIONS WITH A PEROXIDE SOURCE AND A CATIONIC POLYMERIC PRESERVATIVE

(57) Abstract: An ophthalmic solution including 0.01 to 0.0001 percent by weight of a peroxide producing agent and 0.1 to 500 parts per million of a cationic, polymeric preservative.

**Improved Ophthalmic and Contact Lens Solutions
With a Peroxide Source and a Cationic Polymeric Preservative**

Cross-Reference to Related Applications

This application claims the benefit of U.S. Provisional Patent Application
Serial Nos. 60/246,689, filed November 8, 2000, 60/246,707, filed November
5 8, 2000, 60/246,708, filed November 8, 2000, and 60/246,709, filed
November 8, 2000.

Background

10 This invention relates to ophthalmic solutions used to treat eyes, to deliver
active pharmaceutical agents to eyes and to treat ophthalmic devices that in
use directly contact corneal tissues. Ophthalmic solutions are used to
regularly treat and condition eyes and articles and devices that are regularly
used in eyes, such as contact lenses. Because of the intimate contact that
15 such solutions have with corneal tissue, several problems or concerns are
regularly presented. For instance, for solutions directly in contact with corneal
tissue the compatibility of the solution with the tissue, its ability to not damage
or irritate, is important. This compatibility issue is also important for solutions
used to treat devices that contact corneal tissue, such as contact lenses and
20 the like. Furthermore, prolonged contact with corneal tissue can lead to the
accumulation of material on corneal tissue, or on devices in contact with the
solution that then leads to adverse reactions.

Preservative efficacy is measured by the amount that a solution decreases
25 the viability of bacterial or fungal populations. In general, there is an expected
trade-off between preservative efficacy and corneal tissue compatibility, as
well as "comfort." Furthermore, the field of the invention relates to
preservative systems that are broad ranged, and effective against not only
bacterial, but also fungal sources of infection.

30 The present invention relates to improved solutions used in ophthalmic
applications, where the improvement is increased preservative and anti-
microbial efficacy. In particular it has been found that solutions comprising

low levels of polyhexamethylene biguinide (PHMB) and a peroxide source, show increased preservative and anti-microbial activity over state of the art ophthalmic solutions.

- 5 Any discussion of prior publications and other prior knowledge does not constitute an admission that such material was published, known or part of the common general knowledge.

- 10 It should be noted that the term "comprises" and any variations thereof do not have a limiting meaning where these terms appear in the following description and claims.

Summary of the Invention

- 15 The present invention relates to ophthalmic solutions that are broad ranged and effective in low concentrations relative to state of the art systems. In particular it has been found that ophthalmic solutions comprising 0.0100 to 0.0001 percent by weight of a peroxide producing agent and 0.1 to about 500 parts per million by weight (PPM) of a cationic, polymeric preservative display
20 an effective preservative capacity, and an increased capacity over state-of-the-art preservative systems.

- The invention also relates to articles of manufacture that employ the solution in their operation. For instance, vials employed to store contact lenses for
25 sale may be filled using the solution

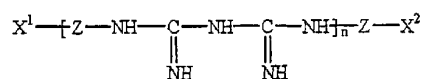
Detailed Description of the Invention

- 30 The present invention relates to ophthalmic solutions that are broad ranged and effective in low concentrations relative to state of the art systems. In particular it has been found that ophthalmic solutions comprising 0.0100 to 0.0001 percent by weight of a peroxide producing agent and 0.1 to about 500 parts per million by weight (PPM) of a cationic, polymeric display improved

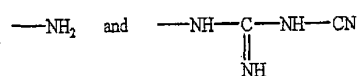
effective preservative capacity, and greater capacity over state-of-the-art preservative systems.

Peroxide sources include hydrogen peroxide, sodium persulfate, sodium perborate decahydrate, sodium peroxide and urea peroxide, peracetic acid, an organic peroxy compound.

The cationic polymeric preservative includes polymeric biguanides such as polymeric hexamethylene biguanides (PHMB), and combinations thereof. Such cationic polymeric biguanides, and water-soluble salts thereof, having the following formula:



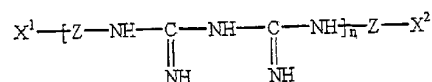
wherein Z is an organic divalent bridging group which may be the same or different throughout the polymer, n is on average at least 3, preferably on average 5 to 20, and X¹ and X² are



One group of water-soluble polymeric biguanides will have number average molecular weights of at least 1,000 and more preferably will have number average molecular weights from 1,000 to 50,000. Suitable water-soluble salts of the free bases include, but are not limited to hydrochloride, borate, acetate, gluconate, sulfonate, tartrate and citrate salts.

Most preferred are the polymeric hexamethylene biguanides, commercially available, for example, as the hydrochloride salt from Zeneca (Wilmington,

Del.) under the trademark Cosmocil™ CQ. Such polymers and water-soluble salts are referred to as polyhexamethylene (PHMB) or polyaminoptopyl biguanide (PAPB). The term polyhexamethylene biguanide, as used herein, is meant to encompass one or more biguanides have the following formula:



wherein Z, X¹ and X² are as defined above and n is from 1 to 500.

Depending on the manner in which the biguanides are prepared, the predominant compound falling within the above formula may have different X¹ and X² groups or the same groups, with lesser amounts of other compounds within the formula. Preferably, the water-soluble salts are compounds where n has an average value of 2 to 15, most preferably 3 to 12.

In another embodiment, a polymeric biguanide is used in combination with a bis(biguanide) compound. Polymeric biguanides, in combination with bisbiguanides such as alexidine, are effective in concentrations as low as 0.00001 weight percent (0.1 ppm). It has also been found that the bactericidal activity of the solutions may be enhanced or the spectrum of activity broadened through the use of a combination of such polymeric biguanides with alexidine or similar biguanides.

An optional non-biguanide disinfectant/germicide can be employed as a solution preservative, but it may also function to potentiate, complement or broaden the spectrum of microbiocidal activity of another germicide. This includes microbiocidally effective amounts of germicides which are compatible with and do not precipitate in the solution, in concentrations ranging from about 0.00001 to about 0.5 weight percent, and more

preferably, from about 0.0001 to about 0.1 weight percent. Suitable complementary germicidal agents include, but are not limited to, quaternary ammonium compounds or polymers, thimerosal or other phenylmercuric salts, sorbic acid, alkyl triethanolamines, and mixtures thereof.

- 5 Representative examples of the quaternary ammonium compounds are compositions comprised of benzalkonium halides or, for example, balanced mixtures of n-alkyl dimethyl benzyl ammonium chlorides. Other examples include polymeric quaternary ammonium salts used in ophthalmic applications such as poly[(dimethyliminio)-2-butene-1,4-diyl chloride], [4-
10 tris(2-hydroxyethyl) ammonio]-2-butenyl-w-[tris(2-hydroxyethyl)ammonio] dichloride (chemical registry number 75345-27-6) generally available as polyquaternium 1 (r) from ONYX Corporation.

- The acid-addition salts of the germicides used in the present composition
15 may be derived from an inorganic or organic acid. In most circumstances it is preferable that the salts be derived from an acid which is readily water soluble and which affords an anion which is suitable for human usage, for example a pharmaceutically-acceptable anion. Examples of such acids are hydrochloric, hydrobromic, phosphoric, sulphuric, acetic, D-gluconic, 2-
20 pyrrolidino-5-carboxylic, methanesulphonic, carbonic, lactic and glutamic acids.

- Peroxide sources may also be included in the formulations of the present invention and are exemplified by hydrogen peroxide, and such compounds,
25 which provide an effective resultant amount of hydrogen peroxide, such as sodium perborate decahydrate, sodium peroxide, urea peroxide and peracetic acid, an organic peroxy compound.

- The pH of the present solutions should be maintained within the range of 5.0
30 to 8.0, more preferably about 6.0 to 8.0, most preferably about 6.5 to 7.8. Suitable buffers may be added, such as boric acid, sodium borate, potassium citrate, citric acid, sodium bicarbonate, Bis-Tris Propane, TRIS, and various

mixed phosphate buffers (including combinations of Na_2HPO_4 , NaH_2PO_4 and KH_2PO_4) and mixtures thereof. Borate buffers are useful for enhancing the efficacy of PAPB. Generally, buffers will be used in amounts ranging from about 0.05 to 2.5 percent by weight, and preferably, from 0.1 to 1.5 percent.

5

The solutions of the present invention may further contain other additives including but not limited to buffers, tonicity agents, demulcents, wetting agents, preservatives,

6a

sequestering agents (chelating agents), surface active agents, and enzymes.

Ophthalmologically acceptable chelating agents useful in the present invention include amino carboxylic acid compounds or water-soluble salts thereof, including ethylenediaminetetraacetic acid, nitrilotriacetic acid, diethylenetriamine pentaacetic acid, hydroxyethylethylenediaminetriacetic acid, 1,2-diaminocyclohexanetetraacetic acid, ethylene glycol bis (beta-aminoethyl ether) in N, N, N', N' tetraacetic acid (EGTA), aminodiacetic acid and hydroxyethylamino diacetic acid. These acids can be used in the form of their water soluble salts, particularly their alkali metal salts. Especially preferred chelating agents are the di-, tri- and tetra-sodium salts of ethylenediaminetetraacetic acid (EDTA), most preferably disodium EDTA (Disodium Edetate).

Other chelating agents such as citrates and polyphosphates can also be used in the present invention. The citrates which can be used in the present invention include citric acid and its mono-, di-, and tri-alkaline metal salts. The polyphosphates which can be used include pyrophosphates, triphosphates, tetraphosphates, trimetaphosphates, tetrametaphosphates, as well as more highly condensed phosphates in the form of the neutral or acidic alkali metal salts such as the sodium and potassium salts as well as the ammonium salt.

The solutions of the invention are compatible with both rigid gas permeable and hydrophilic contact lenses and other ophthalmic devices and instruments during storage, cleaning, wetting, soaking, rinsing and disinfection.

A typical aqueous solution of the present invention may contain additional ingredients which would not affect the basic and novel characteristics of the active ingredients described earlier, such as tonicity agents, surfactants and viscosity inducing agents, which may aid in either the lens cleaning or in providing lubrication to the eye. Suitable tonicity agents include sodium chloride, potassium chloride, glycerol or mixtures thereof. The tonicity of the solution is typically adjusted to approximately 240-310 milliosmoles per kilogram solution (mOsm/kg) to render the solution compatible with ocular tissue and with hydrophilic contact lenses. In one embodiment, the solution contains 0.01 to 0.5 weight percent sodium chloride.

The solutions employed in the present invention may also include surfactants such as a polyoxyethylene-polyoxypropylene nonionic surfactant which, for example, can be selected from the group of commercially available surfactants having the name poloxamine or poloxamer, as adopted by The CTFA International Cosmetic Ingredient Dictionary. The poloxamine surfactants consist of a poly(oxypropylene)-poly(oxyethylene) adduct of ethylene diamine having a molecular weight from about 7,500 to about 27,000 wherein at least 40 weight percent of said adduct is poly(oxyethylene), has been found to be particularly advantageous for use in conditioning contact lenses when used in amounts from about 0.01 to about 15 weight percent. Such surfactants are available from BASF Wyandotte Corp., Wyandotte, Mich., under the registered trademark "Tetronic". The poloxamers are an analogous series of surfactants and are polyoxyethylene, polyoxypropylene block polymers available from BASF Wyandotte Corp., Parsippany, N.J. 07054 under the trademark "Pluronic".

The HLB of a surfactant is known to be a factor in determining the emulsification characteristics of a nonionic surfactant. In general, surfactants with lower HLB values are more lipophilic, while surfactants with higher HLB values are more hydrophilic. The HLB values of various poloxamines and poloxamers are provided by BASF Wyandotte Corp., Wyandotte, Mich. Preferably, the HLB of the surfactant in the present invention is at least 18, more preferably 18 to 32, based on values reported by BASF.

Additional compatible surfactants that are known to be useful in contact wetting or rewetting solutions can be used in the solutions of this invention. The surfactant should be soluble in the lens care solution and non-irritating to eye tissues. Satisfactory non-ionic surfactants include polyethylene glycol esters of fatty acids, e.g. coconut, polysorbate, polyoxyethylene or polyoxypropylene ethers of higher alkanes (C_{12} - C_{18}). Examples of the class include polysorbate 20 (available from ICI Americas Inc., Wilmington, Del. 19897 under the trademark Tween ® 20), polyoxyethylene (23) lauryl ether (Brij ® 35), polyoxyethylene (40) stearate (Myrj ® 52), polyoxyethylene (25) propylene glycol stearate (Atlas ® G 2612). Brij ® 35, Myrj ® 52 and Atlas ® G 2612 are trademarks of, and are commercially available from, ICI Americas Inc., Wilmington, Del. 19897.

Various other surfactants suitable for in the invention can be readily ascertained, in view of the foregoing description, from McCutcheon's Detergents and Emulsifiers, North American Edition, McCutcheon Division, MC Publishing Co., Glen Rock, N.J. 07452 and the CTFA International Cosmetic Ingredient Handbook, Published by The Cosmetic, Toiletry, and Fragrance Association, Washington, D.C. however, the preferred surfactants are commercially available surfactants sold under the trademark cremaphortm by BASF and which are polyoxyethoxylated castor oils.

Suitable viscosity inducing agents can include lecithin or the cellulose derivatives such as hydroxymethylcellulose, hydroxypropylcellulose and methylcellulose in amounts similar to those for surfactants, above.

EXAMPLE 1

A set of aqueous solutions containing Pluronic F127 (0.1%) and glycerin (2%) was prepared the pH was adjusted to pH 7.65. Polyhexamethylene biquanide (PHMB) was added to half of this solution to yield a final concentration of 1 ppm. Another set of aqueous solutions containing hydrogen peroxide (60 ppm), Pluronic[®] F127 (0.1%) and glycerin (2.3%) was prepared the pH was adjusted to pH 7.35. Polyhexamethylene biquanide (PHMB) was added to half of this solution to yield a final concentration of 1 ppm.

Each of these solutions were tested for their activity against *S. aureus* and *C. albicans*. The data are summarized in the following table.

Formulation	<i>S. aureus</i>	<i>C. albicans</i>
	4 hours	4 hours
No preservative	0.05	-0.09
PHMB	4.03	2.40
Hydrogen peroxide	1.95	1.06
Hydrogen peroxide, PHMB	> 4.73	3.08

Marketed Product 1 *	> 4.73	0.54
Marketed Product 2 **	> 4.73	2.57

* marketed product 1 having the general composition: A sterile isotonic aqueous solution containing sodium chloride, polyoxyethylene polyoxypropylene block copolymer, sodium phosphate dibasic, sodium phosphate monobasic, and preserved with edetate disodium dihydrate 0.025% and polyhexanide 0.0001%.

** marketed product 2 having the general composition: A sterile, isotonic solution that contains HYDRANATE®(hydroxyalkylphosphonate), boric acid, edetate disodium, poloxamine, sodium borate and sodium chloride; preserved with DYMED® (polyaminopropyl biquanide) 0.0001%.

The results demonstrate the improved efficacy of the polyhexamethylene biquanide - hydrogen peroxide combination against *S. aureus* and *C. albicans*. The effectiveness was superior to that found in either commercially marketed products.

Example 2 PHMB - Peroxide

Formulations were prepared by dissolving L-histidine or Bis-Tris Propane in water. The pH of the solutions were adjusted to 7.3 with 1N hydrochloric acid. Hydrogen peroxide, Dequest ® 2010 and polyhexamethylenebiguanide HCl (PHMB) were added to these solutions. The formulations were diluted to volume with water. Each of these solutions were tested for their activity against *C. albicans* (ATCC 10231) following a two hour exposure. The activity is expressed as a log reduction from the initial inoculum. The compositions, concentrations and activity of each of the solutions are summarized in the following table.

Log Reduction	Preservative	Buffer	Hydrogen Peroxide	Dequest 2010
1.59	Bis-Tris Propane 0.2%	none	none	0.006%
2.05	Bis-Tris Propane 0.2%	none	0.006%	0.006%

1.25	L-histidine 0.2%	none	none	0.006%
1.85	L-histidine 0.2%	none	0.006%	0.006%

The results demonstrate the improved antifungal efficacy of the polyhexamethylene biguanide - hydrogen peroxide combination against *C. albicans*.

Example 3

PHMB -

Formulations were prepared by dissolving L-histidine, Bis-Tris Propane, or Tricine in water. The pH of the solutions were adjusted to 7.3 with 1N hydrochloric acid. Glycerin, hydrogen peroxide, Dequest 2010 and polyhexamethylenebiguanide HCl (PHMB) were added to these solutions. The formulations were diluted to volume with water. Each of these solutions were tested for their activity against *C. albicans* (ATCC 10231) following a two hour exposure. The activity is expressed as a log reduction from the initial inoculum. The compositions, concentrations and activity of each of the solutions are summarized in the following table.

Log Reduction	Preservative	Buffer	Glycerin	Hydrogen Peroxide	Dequest 2010
1.60	PHMB 0.0001%	L-Histidine 0.2%	none	none	none
2.38	PHMB 0.0001%	L-Histidine 0.2%	none	0.006%	none
1.27	PHMB 0.0001%	L-Histidine 0.2%	none	none	0.006%
2.25	PHMB 0.0001%	L-Histidine 0.2%	none	0.006%	0.006%
1.08	PHMB 0.0001%	L-Histidine 0.2%	none	none	0.003%
2.04	PHMB 0.0001%	L-Histidine 0.2%	none	0.006%	0.003%
1.57	PHMB 0.0001%	L-Histidine 0.2%	0.50%	none	none
2.15	PHMB 0.0001%	L-Histidine 0.2%	0.50%	0.006%	none
1.25	PHMB 0.0001%	L-Histidine 0.2%	0.50%	none	0.006%
2.04	PHMB 0.0001%	L-Histidine 0.2%	0.50%	0.006%	0.006%
1.08	PHMB 0.0001%	L-Histidine 0.2%	0.50%	none	0.003%
1.93	PHMB 0.0001%	L-Histidine 0.2%	0.50%	0.006%	0.003%
2.80	PHMB 0.0001%	Bis-Tris Propane 0.2%	none	none	none
3.69	PHMB 0.0001%	Bis-Tris Propane 0.2%	none	0.006%	none
2.20	PHMB 0.0001%	Bis-Tris Propane 0.2%	none	none	0.006%
3.18	PHMB 0.0001%	Bis-Tris Propane 0.2%	none	0.006%	0.006%
2.18	PHMB 0.0001%	Bis-Tris Propane 0.2%	none	none	0.003%
3.05	PHMB 0.0001%	Bis-Tris Propane 0.2%	none	0.006%	0.003%

2.78	PHMB 0.0001%	Bis-Tris Propane 0.2%	0.50%	none	none
3.32	PHMB 0.0001%	Bis-Tris Propane 0.2%	0.50%	0.006%	none
2.29	PHMB 0.0001%	Bis-Tris Propane 0.2%	0.50%	none	0.006%
3.29	PHMB 0.0001%	Bis-Tris Propane 0.2%	0.50%	0.006%	0.006%
2.13	PHMB 0.0001%	Bis-Tris Propane 0.2%	0.50%	none	0.003%
3.31	PHMB 0.0001%	Bis-Tris Propane 0.2%	0.50%	0.006%	0.003%
1.64	PHMB 0.0001%	Tricine 0.2%	none	none	none
2.05	PHMB 0.0001%	Tricine 0.2%	none	0.006%	none
1.16	PHMB 0.0001%	Tricine 0.2%	none	none	0.006%
1.76	PHMB 0.0001%	Tricine 0.2%	none	0.006%	0.006%
1.17	PHMB 0.0001%	Tricine 0.2%	none	none	0.003%
1.78	PHMB 0.0001%	Tricine 0.2%	none	0.006%	0.003%

The results demonstrate the improved antifungal against *C. albicans* in each paired formulation, when 0.006% hydrogen peroxide is added. The data demonstrates that the increased activity is independent on the presence of Dequest 2010.

Example 4

PHMB - Peroxide

Formulations were prepared by dissolving Tricine, Citric Acid, Bicine, L-histidine, Glycine, or Lysine in water. The pH of the solutions were adjusted to 7.3 with 1N hydrochloric acid. Hydrogen peroxide, Dequest ® 2010 and polyhexamethylenebiguanide HCl (PHMB) were added to these solutions. The formulations were diluted to volume with water. Each of these solutions were tested for their activity against *C. albicans* (ATCC 10231) following a two hour exposure. The activity is expressed as a log reduction from the initial inoculum. The compositions, concentrations and activity of each of the solutions are summarized in the following table.

Log Reduction	Preservative	Buffer	Hydrogen Peroxide	Dequest 2010
1.90	PHMB 0.0001%	Tricine 0.2%	none	none
2.09	PHMB 0.0001%	Tricine 0.2%	0.006%	0.003%
0.25	PHMB 0.0001%	Citric Acid 0.2%	none	none

WO 02/40062

PCT/US01/46882

0.70	PHMB 0.0001%	Citric Acid 0.2%	0.006%	0.003%
2.01	PHMB 0.0001%	Bicine 0.2%	none	none
2.47	PHMB 0.0001%	Bicine 0.2%	0.006%	0.003%
2.01	PHMB 0.0001%	Histidine 0.2%	none	none
2.42	PHMB 0.0001%	Histidine 0.2%	0.006%	0.003%
1.94	PHMB 0.0001%	Glycine 0.2%	none	none
2.89	PHMB 0.0001%	Glycine 0.2%	0.006%	0.003%
2.69	PHMB 0.0001%	Lysine 0.2%	none	none
2.84	PHMB 0.0001%	Lysine 0.2%	0.006%	0.003%

The results demonstrate the improved antifungal efficacy of the polyhexamethylene biguanide - hydrogen peroxide combination.

Example 5

PHMB - Peroxide

Formulations were prepared by dissolving Bis-Tris Propane, L-histidine, or Tricine in water. The pH of the solutions were adjusted to 7.3 with 1N hydrochloric acid. The tonicity agent, hydrogen peroxide, Dequest 2010 and polyhexamethylenebiguanide HCl (PHMB) were added to these solutions. The formulations were diluted to volume with water. Each of these solutions were tested for their activity against *C. albicans* (ATCC 10231) following a two hour exposure. The activity is expressed as a log reduction from the initial inoculum. The compositions, concentrations and activity of each of the solutions are summarized in the following table.

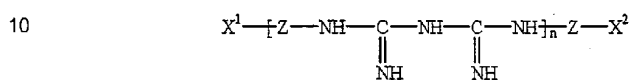
Log Reduction	Preservative	Buffer	Tonicity Agent	Wetting Agent	Hydrogen Peroxide	Deques 2010
3.85	PHMB 0.0001%	Bis-Tris Propane 0.2%	none	Cremophor RH 40	none	none
4.70	PHMB 0.0001%	Bis-Tris Propane 0.2%	none	Cremophor RH 40	0.006%	0.003%
2.42	PHMB 0.0001%	L-Histidine 0.2%	none	Cremophor RH 40	none	none
3.34	PHMB 0.0001%	L-Histidine 0.2%	none	Cremophor RH 40	0.006%	0.003%
2.17	PHMB 0.0001%	Tricine	none	Cremophor RH 40	none	none
2.69	PHMB 0.0001%	Tricine	none	Cremophor RH 40	0.006%	0.003%
3.70	PHMB 0.0001%	Bis-Tris Propane 0.2%	glycerin 3%	Cremophor RH 40	none	none
4.40	PHMB 0.0001%	Bis-Tris Propane 0.2%	glycerin 3%	Cremophor RH 40	0.006%	0.003%
2.19	PHMB 0.0001%	L-Histidine 0.2%	glycerin 3%	Cremophor RH 40	none	none
2.94	PHMB 0.0001%	L-Histidine 0.2%	glycerin 3%	Cremophor RH 40	0.006%	0.003%
2.19	PHMB 0.0001%	Tricine	glycerin 3%	Cremophor RH 40	none	none
2.45	PHMB 0.0001%	Tricine	glycerin 3%	Cremophor RH 40	0.006%	0.003%
2.19	PHMB 0.0001%	L-Histidine 0.2%	propylene glycol 3%	Cremophor RH 40	none	none
2.95	PHMB 0.0001%	L-Histidine 0.2%	propylene glycol 3%	Cremophor RH 40	0.006%	0.003%
4.40	PHMB 0.0001%	Bis-Tris Propane 0.2%	sorbitol 5%	Cremophor RH 40	none	none
4.70	PHMB 0.0001%	Bis-Tris Propane 0.2%	sorbitol 5%	Cremophor RH 40	0.006%	0.003%
3.36	PHMB 0.0001%	L-Histidine 0.2%	sorbitol 5%	Cremophor RH 40	none	none
3.92	PHMB 0.0001%	L-Histidine 0.2%	sorbitol 5%	Cremophor RH 40	0.006%	0.003%
2.54	PHMB 0.0001%	L-Histidine 0.2%	inositol 5%	Cremophor RH 40	none	none
3.08	PHMB 0.0001%	L-Histidine 0.2%	inositol 5%	Cremophor RH 40	0.006%	0.003%

The data shows that the addition of 0.006% hydrogen peroxide to polyhexamethylene biguanide provides increased antifungal activity against C.

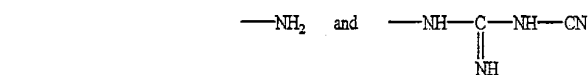
albicans. Consistent results were found in the presence of Cremophor RH40 with histidine, tricine, Bis-Tris Propane, glycerin, propylene glycol, and soribitol.

The claims defining the invention are as follows:

1. An ophthalmic solution comprising 0.01 to 0.0001 percent by weight of a peroxide producing agent and 0.1 to 500 parts per million of a cationic, polymeric preservative.
2. The solution of claim 1 wherein said cationic, polymeric preservative represented by the chemical formula:



wherein Z is an organic divalent bridging group which may be the same or different throughout the polymer, n is on average at least 3, and X^1 and X^2 are chosen from the group consisting of:



3. The solution of Claim 1 or Claim 2 where said peroxide source is chosen from the group consisting of hydrogen peroxide, sodium perborate decahydrate, sodium persulfate, sodium peroxide, urea peroxide and peracetic acid.
4. The solution of any one of Claims 1 to 3 that further comprises 0.05 to 2.5 percent by weight of a buffer chosen from the group consisting of boric acid, sodium borate, potassium citrate, citric acid, sodium bicarbonate, TRIS, Na_2HPO_4 , NaH_2PO_4 and KH_2PO_4 , and mixtures thereof.
5. The solution of Claim 4 that further comprises a surfactant.

6. The solution of Claim 2 wherein n is equal to an average 5 to 20.
7. An ophthalmic solution comprising 0.01 to 0.0001 percent by weight of a peroxide producing agent and 0.1 to 500 parts per million of a cationic,
5 polymeric preservative, substantially as herein described with reference to any one of Examples 1 to 5.
8. A contact lens vial comprising:
a vial;
10 a contact-lens; and a sufficient amount of a solution to immerse said contact lens, wherein said solution comprises 0.01 to 0.0001 percent by weight of a peroxide producing agent and 0.1 to 500 ppm of a cationic, polymeric preservative.
- 15 9. A contact lens vial comprising a vial, a contact-lens; and a sufficient amount of a solution according to claim 7 to immerse said contact lens.