

April 1, 1952

C. C. SHINN

Des. 166,360

TABLE

Filed Aug. 11, 1950

2 SHEETS—SHEET 1

Fig. 1.

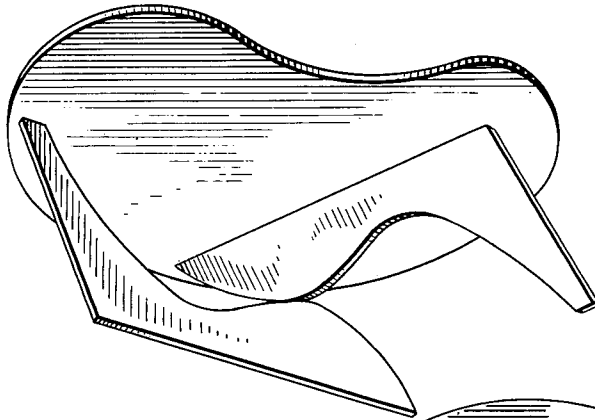


Fig. 2.

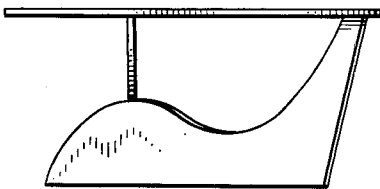
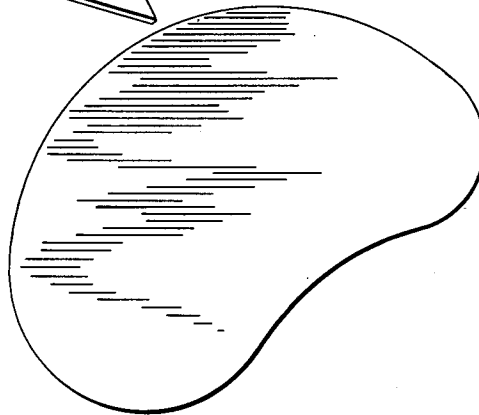


Fig. 4.

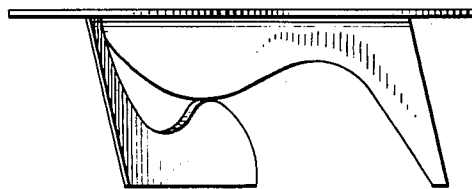


Fig. 3.

INVENTOR

CHARLES C. SHINN,

BY *Henninger & Pillars*

ATTORNEYS

April 1, 1952

C. C. SHINN

Des. 166,360

TABLE

Filed Aug. 11, 1950

2 SHEETS—SHEET 2

Fig. 5.

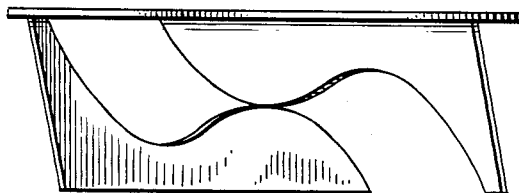


Fig. 6.

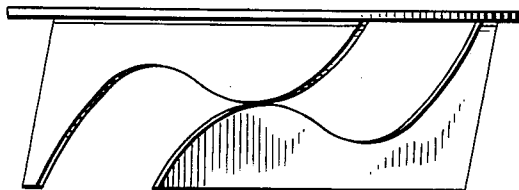
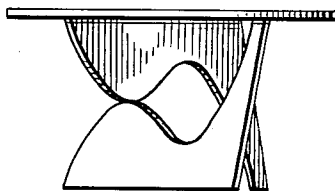


Fig. 7.



INVENTOR

CHARLES C. SHINN,

BY *Kenninger & Pillars*

ATTORNEYS

UNITED STATES PATENT OFFICE

166,360

TABLE

Charles C. Shinn, Greenbelt, Md.

Application August 11, 1950, Serial No. 11,720

Term of patent 14 years

(Cl. D33—14)

To all whom it may concern:

Be it known that I, Charles C. Shinn, a citizen of the United States, residing at Greenbelt, Prince Georges County, in the State of Maryland, have invented a new, original, and ornamental Design for a Table, of which the following is a specification, reference being had to the accompanying drawing, forming part thereof.

In the drawings:

Figure 1 is a perspective view looking upwardly toward the underneath side of a table showing my new design.

Figure 2 is a top plan view of the table shown in Figure 1;

Figure 3 is a side elevational view of the table shown in Figure 2;

Figure 4 is an end elevational view of the table shown in Figure 3;

Figure 5 is a side elevational view of the table

looking toward the side formed with the reversely curved edge of the top and showing the reciprocal relationship of the adjacent curved edges of the supporting members;

Figure 6 is an elevational view of the table showing the side opposite to that shown in Figure 5; and

Figure 7 is a left end elevational view of the table shown in Figure 5.

I claim:

The ornamental design for a table, as shown.

CHARLES C. SHINN.

REFERENCES CITED

The following references are of record in the file of this patent:

Architectural Forum, Feb., 1948, page 58.