



US00D348331S

United States Patent [19]

[11] Patent Number: Des. 348,331

Marrese

[45] Date of Patent: ** Jun. 28, 1994

[54] HAIRBAND

[75] Inventor: Maureen Marrese, New York, N.Y.

[73] Assignee: Rapparama, Inc., New York, N.Y.

[**] Term: 14 Years

[21] Appl. No.: 2,266

[22] Filed: Dec. 7, 1992

[52] U.S. Cl. D28/41

[58] Field of Search 132/273, 275; 428/4; D28/39-43; D11/3, 4

[56] References Cited

U.S. PATENT DOCUMENTS

D. 131,600	3/1942	Holden	D28/41
D. 158,103	4/1950	Kuenstner	D28/41
D. 167,553	8/1952	Behr	.	
D. 221,115	7/1971	Solomon	D28/41
D. 292,030	9/1987	Revson	D28/41
D. 315,036	2/1991	Leopold	D28/41
D. 315,226	3/1991	Revson	D28/41
537,542	4/1895	Moore	.	
2,668,547	2/1954	Wille	.	
2,805,673	9/1957	Solomon	.	
2,845,670	8/1958	Brown et al.	D28/41 X
2,945,500	7/1960	Bolinger	.	
3,099,271	7/1963	Dubelier	.	
3,301,266	10/1967	Hoffmann	.	
4,343,061	8/1982	Hanazono	604/289 X
4,998,544	3/1991	Obergfell	132/212
5,044,285	9/1991	Rhodes	132/273
5,144,696	9/1992	Kahl	2/193
5,156,121	10/1992	Goodman	132/200
5,170,509	12/1992	Leopold	2/199

FOREIGN PATENT DOCUMENTS

13610 5/1903 Australia 428/4

OTHER PUBLICATIONS

Hong Kong Enterprise Oct. 1989, p. 338 item No. HC-6.

Hong Kong Enterprise Oct. 1990, p. 394 item Nos. AW 1137 and AW 1061.

Primary Examiner—Bernard Ansher

Assistant Examiner—C. Tuttle

Attorney, Agent, or Firm—Curtis, Morris & Safford

[57] CLAIM

The ornamental design for a hairband, as shown and described.

DESCRIPTION

FIG. 1 is a top plan view of a hairband showing my new design, the undisclosed bottom following the contours of the portions shown except for irregularities in the fabric gathers;


FIG. 2 is a side elevational view thereof, the opposite side following the contours of the portions shown;

FIG. 3 is an end elevational view thereof, the end opposite following the contours of the portions shown;

FIG. 4 is a perspective view shown in an alternate, folded condition;

FIG. 5 is a perspective view thereof, shown in use; and, FIG. 6 is a further perspective view thereof, showing an alternate use.

The broken line showing of the human form in FIGS. 5 and 6 is for illustrative purposes only and forms no part of the claimed design.



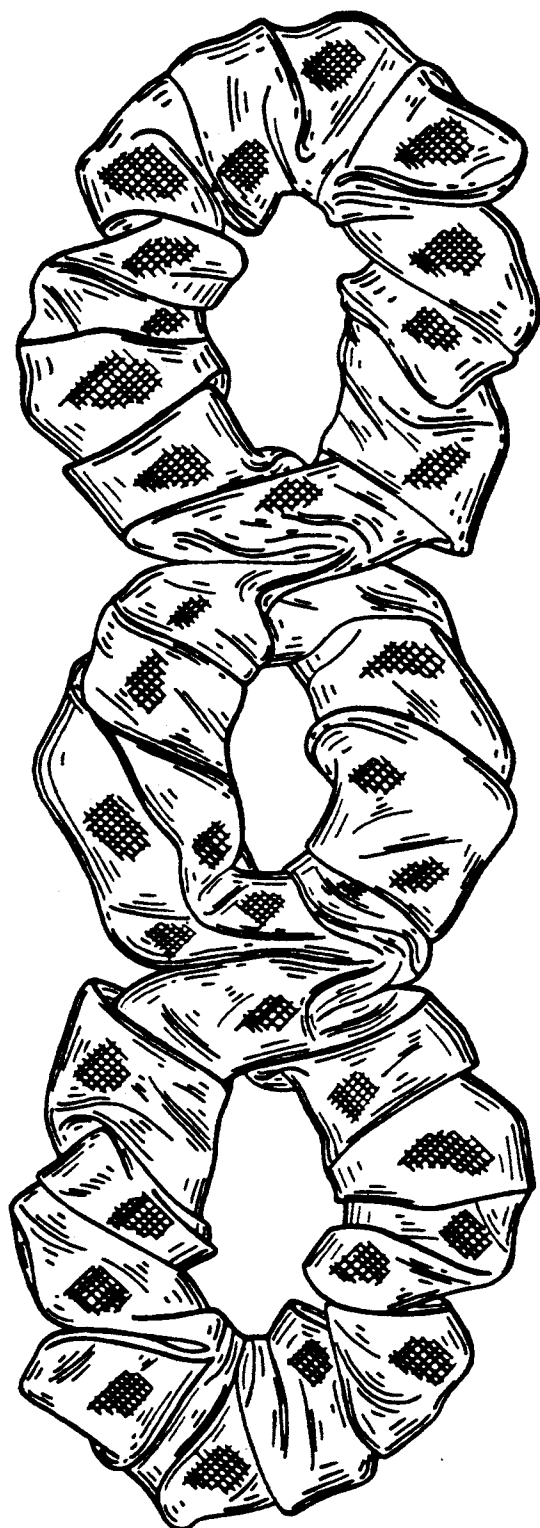


FIG. 1



FIG. 2



FIG. 3

FIG. 4

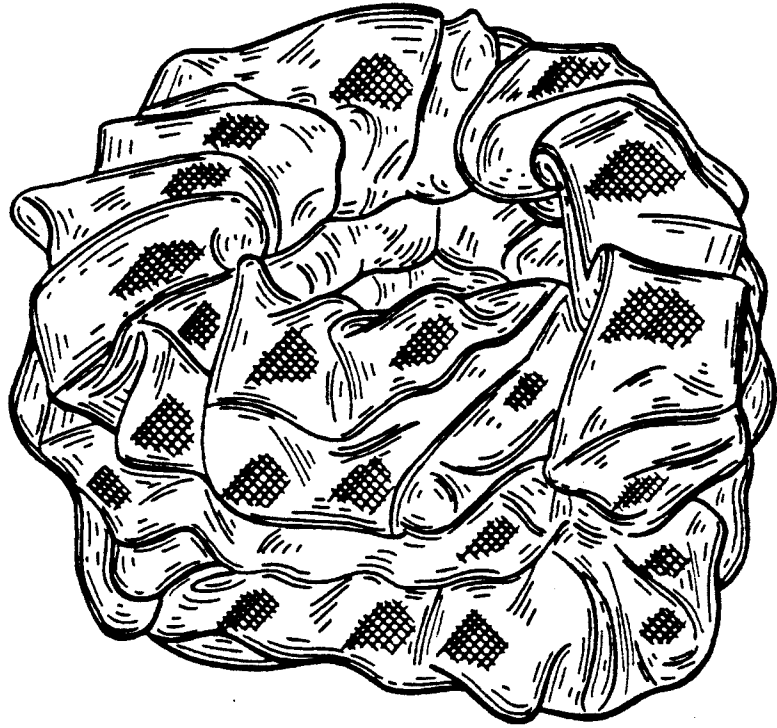


FIG. 5

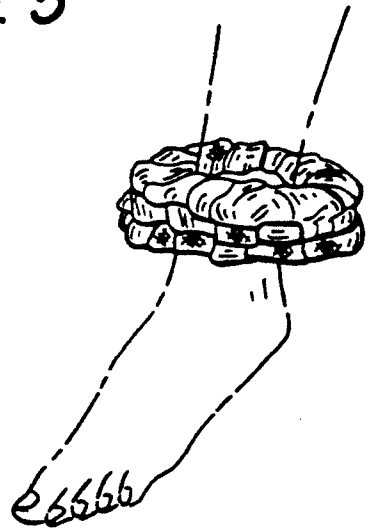


FIG. 6