



US00D326229S

United States Patent [19]

[11] Patent Number: Des. 326,229

St. Dizier

[45] Date of Patent: ** May 19, 1992

[54] WRISTWATCH

[75] Inventor: **Gérald A. G. St. Dizier**, Gaillard, France

[73] Assignee: **Rolex Watch U.S.A., Inc.**, New York, N.Y.

[**] Term: **14 Years**

[21] Appl. No.: **409,870**

[22] Filed: **Sep. 20, 1989**

[30] Foreign Application Priority Data

Mar. 23, 1989 [WO] World Int. Prop. O. DM/013155

[52] U.S. Cl. **D10/32**

[58] Field of Search **D10/1-40, D10/122-132; 368/276-277, 280-282, 285; D11/1-4**

[56] References Cited

U.S. PATENT DOCUMENTS

- D. 152,417 1/1949 Glass D10/32
- D. 195,421 6/1963 Hubuenin D10/39
- D. 220,051 3/1971 Gsell D10/39
- D. 221,289 7/1971 Van Haatten D10/39
- D. 286,516 11/1986 Ohudat D10/32 X

FOREIGN PATENT DOCUMENTS

1560065 3/1969 France 368/233

OTHER PUBLICATIONS

European Jeweler—Apr. 1986, p. 229 (3) Watches w/Bands at center.

European Jeweler—Jun. 1973, p. 26—Watch at top-right.

Yachting—May 1988, p. 9—Watch at right.

European Jeweler—(G.Z.), Oct. 1986, p. 170, (Watch) Band at top.

Primary Examiner—Nelson C. Holtje

Attorney, Agent, or Firm—Kane, Dalsimer, Sullivan,

Kurucz, Levy, Eisele and Richard

[57]

CLAIM

The ornamental design for a wristwatch, as shown and described.

DESCRIPTION

FIG. 1 is a front elevational view of a wristwatch showing my new design;

FIG. 2 is a rear elevational view thereof;


FIG. 3 is a front, bottom, and right side perspective view thereof;

FIG. 4 is a right side elevational view thereof;

FIG. 5 is a left side elevational view thereof;

FIG. 6 is a bottom plan view thereof; and,

FIG. 7 is a top plan view thereof.



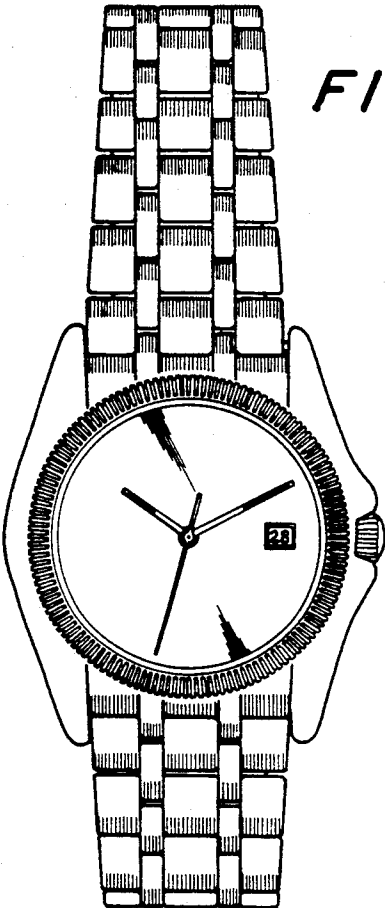


FIG. 1

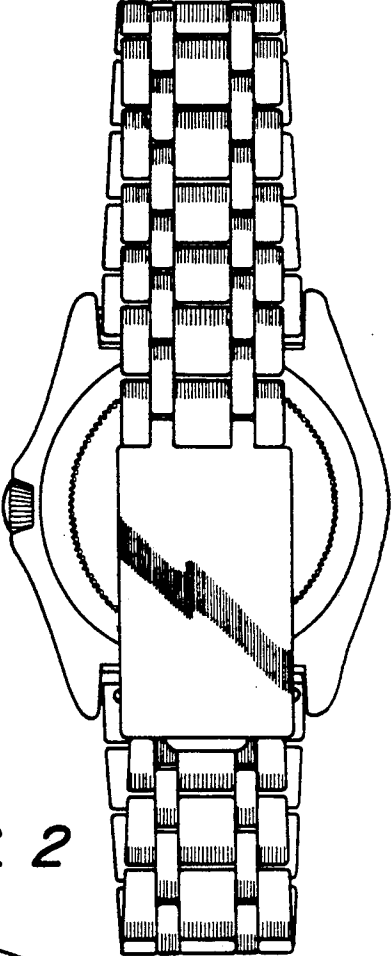


FIG. 2

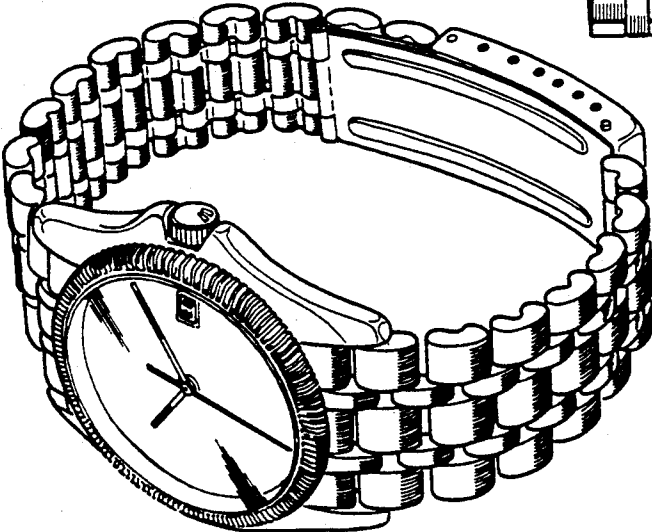


FIG. 3

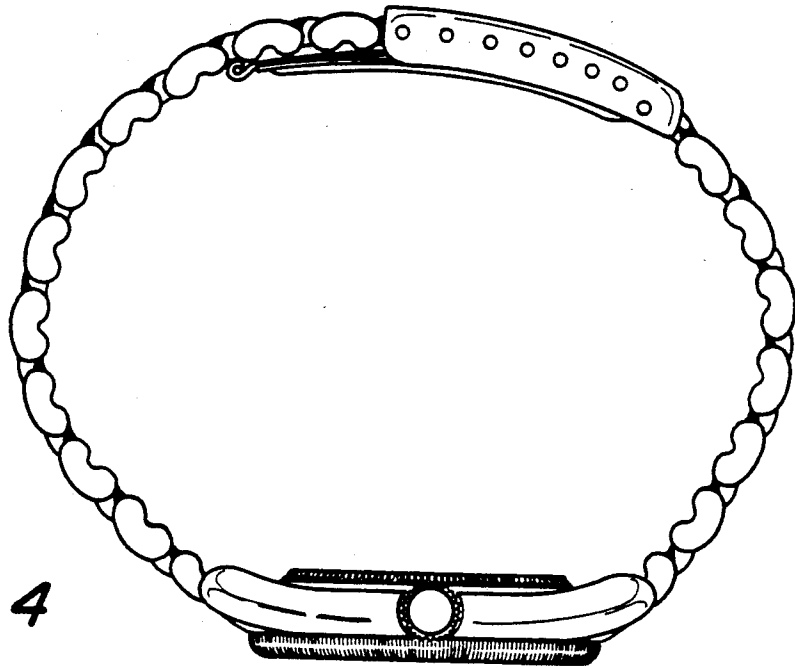


FIG. 4

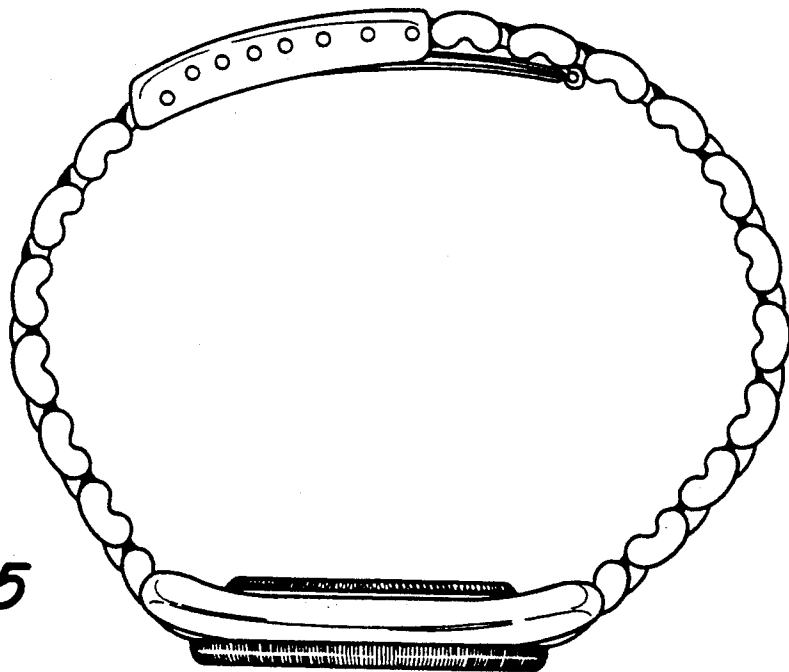


FIG. 5




FIG. 6

FIG. 7