

J. Lee,
Pessary,
N^o 45506,
Patented Dec. 20, 1864.

Fig. 1.




Fig. 3.



Fig. 4.

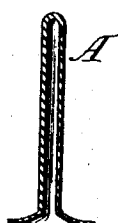


Fig. 2.

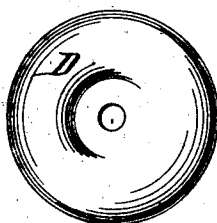


Fig. 5.

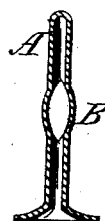


Fig. 6.




Fig. 7.

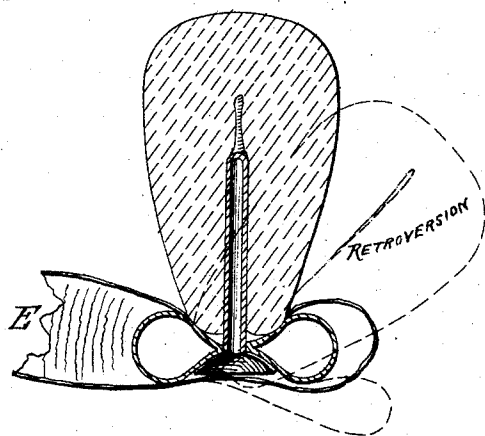
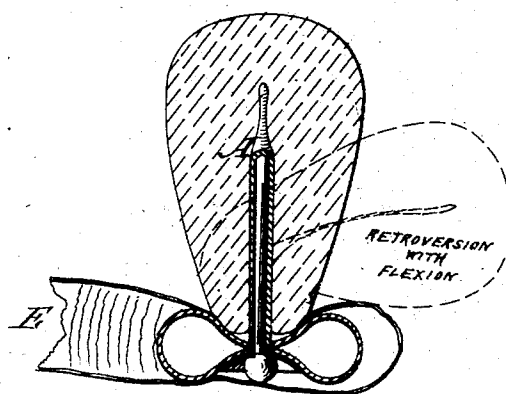


Fig. 8.



Witnesses:

Wm Dodge
Robt Smith

Inventor

J. Lee

UNITED STATES PATENT OFFICE.

JAMES LEE, OF STEVENS POINT, WISCONSIN.

IMPROVEMENT IN UTERINE SUPPORTERS.

Specification forming part of Letters Patent No. 45,506, dated December 20, 1864.

To all whom it may concern:

Be it known that I, JAMES LEE, of Stevens Point, Portage county, Wisconsin, have invented a new and useful Improvement in Uterine Supporters; and I do hereby declare the following to be a full, clear, and exact description of the same, reference being had to the accompanying drawings, making part of this specification, and to the letters of reference marked thereon, which figures will be hereinafter more especially described.

Figure 1 is a transverse vertical section, and Fig. 2 a top plan view, of an ordinary disk-pessary, in connection with which my invention is intended to be used. Fig. 3 is a side elevation, and Fig. 4 a longitudinal sectional view, of my invention. Figs. 5 and 6 represent longitudinal sections of the same, with other devices to be used therewith; and Figs. 7 and 8 illustrate the application of my improved device.

The nature of my invention consists in a peculiarly-constructed sound or stem to be used in connection with a disk-pessary for the purpose of sustaining the womb and prevent it from falling, and also retaining it in its proper position, whereby the prevention and cure of the various difficulties to which females are subject in this respect may be readily effected.

To enable others skilled in the art to make and use my invention, I will proceed to describe it.

In the several figures, A represents a sound or stem made of rubber or some similar substance. This stem is made hollow, having its upper end closed, while its lower end is open, and is provided with a radial flange or disk, as clearly shown in the drawings. In Fig. 5 this stem is shown with an elongated piece of rubber or other substance made round and having conical ends, and which in its diameter is larger than the cavity in the stem inserted therein. This plug B may be shoved up or down in the tube at pleasure, whereby an enlargement of the stem A may be produced at any point desired. The object of this enlargement is to enable the stem A to be more securely held in place when inserted in the mouth of the womb by the muscular

contraction of its mouth around the stem below the enlargement.

In Fig. 6 a rigid stem of ivory, metal, hard rubber, or other suitable substance, is shown inserted in the cavity in A, the object of which will be hereinafter explained.

The operation of my invention is as follows: A pessary, D, is provided, and the sound A inserted through its central orifice, either before or after the insertion of D into the vaginal canal E, as circumstances may require. The stem A is caused to enter the mouth of the womb, and as A is held securely in place by D the womb is brought to its natural position and retained there. If the stem A is not readily retained in its place within the womb, then the plug B may be inserted to produce the enlargement, as already described, the plug B being of rubber or other compressible material, so that it can be forced into the open tube in A, when the latter is inserted in the hole in D; or it may be inserted in A before the latter is inserted into D.

In case of a flexion of the womb, and the stem A is not sufficient to overcome it and retain the womb in its correct position, the rigid stem C is inserted in the cavity within A, as shown in Fig. 8. It is obvious that the stem C may be used in cases where there is no flexion, as in Fig. 7; but it is not considered desirable so to do, for the reason that no hard or unyielding substances should be brought into contact with these delicate organs when it can possibly be avoided.

In the construction and use of the stem A, care should be had that it be made somewhat less in length than the strait or cavity of the womb, so as to prevent the upper interior surface thereof from being brought in contact with the point of A, especially when C is used in connection therewith. It should also be made somewhat soft and flexible, so that, as far as possible, there may be no irritation caused by its use, which has hitherto been the greatest obstacle to the use of intra-uterine supporters.

The advantages of my invention will be obvious to physicians and others familiar with the use of such implements, and need not therefore be enumerated here.

Having thus described my invention, its construction and operation, what I claim as new therein, and desire to secure by Letters Patent, is as follows:

1 Producing an enlargement of the stem A in the manner and for the purpose above set forth.

2. In combination with the flexible stem A,

the rigid stem C, when arranged and operating as described.

3. The combination of the pessary D with the supporting-stem A, as herein described.

JAMES LEE.

Witnesses:

E. B. WOLCOTT,

DANIEL WELLS, Jr.