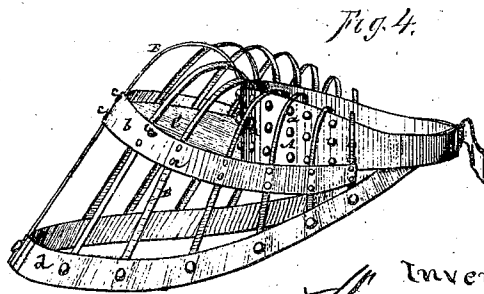
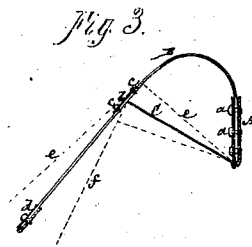
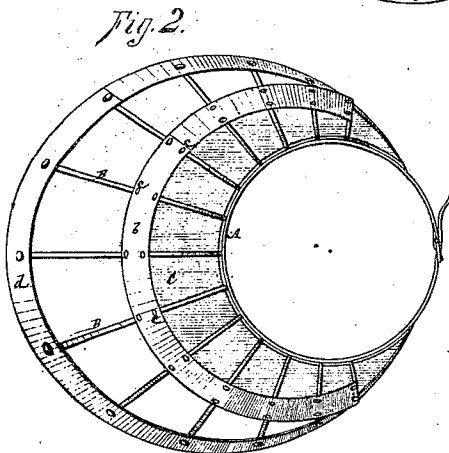
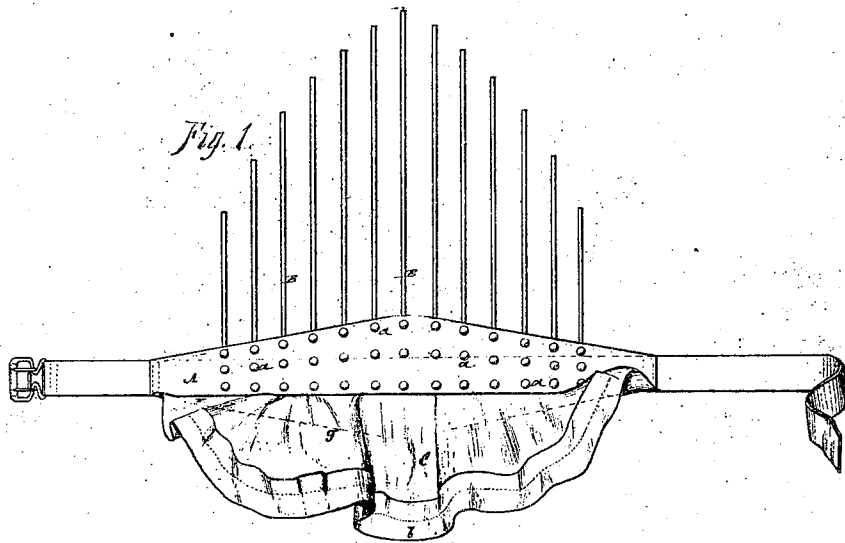


# J. Broughton, Bustle

No. 108,872.

Patented Nov. 1, 1870.



Witnesses  
Fred. Hayner  
Anna Kinnier

Inventor  
J. Broughton

# United States Patent Office.

JOHN BROUGHTON, OF BROOKLYN, NEW YORK.

Letters Patent No. 108,872, dated November 1, 1870.

## IMPROVEMENT IN BUSTLES.

The Schedule referred to in these Letters Patent and making part of the same.

To all whom it may concern:

Be it known that I, JOHN BROUGHTON, of Brooklyn, in the county of Kings and State of New York, have invented a new and useful Improvement in Bustles, of which the following is a full, clear, and exact description, reference being had to the accompanying drawing forming part of this specification, and in which—

Figure 1 represents a longitudinal view of a flexible waistband with a tension-cloth attached, and with spring wires, which are used in the construction of the bustle, secured to the waistband, but prior to their being sprung over and held in position by the tension-cloth;

Figure 2 is a top view or plan of the bustle, complete;

Figure 3, a vertical section through the center of the bustle from front to rear; and

Figure 4, a view, in perspective, of the bustle, with the parts in position as when in use.

Similar letters of reference indicate corresponding parts throughout the several figures.

This invention consists in a novel arrangement of the springs of a bustle in relation to and in connection with the waistband of the bustle, and with a tension-cloth connecting them with the band, whereby they are made to give a firmer and yet a sufficiently-elastic support to the skirt or skirts, without any bearing against the lower portion of the spine or back of the wearer.

Referring to the accompanying drawing—

A is a band of cloth or other suitable material, made sufficiently long to pass around the body of the wearer, and fastened in front by a buckle or other means. This band is made double, or of two thicknesses, and gradually widened to a point midway of its length.

Between this double band a series of straight springs, B, made of hoop-skirt wire or other suitable material, and of varying lengths, is passed, at their one end, and securely fastened to the band, as at *a a*. Said springs, when so attached, occupy positions at right angles or thereabout to the straight line of the band.

C is a tension-cloth in the form of a lune, the inner and concave edge of which is sewn or attached to the lower edge of the band A, and to the outer or convex edge is secured a tape, *b*, so as to occupy a position at right angles or thereabout to the surface of said tension-cloth.

At or near the outer and convex edge of the tension-cloth C a series of holes is made, through which the free ends of the springs B are threaded or passed, and then fastened, by means of metal clasps or span-gles *c*, to the tape *b*, so that the springs form, at that portion of their length contiguous to the band A, a series of bows or arcs, to which the tension-cloth C acts as a restraining cord, preventing the springs B from flying up and assuming, by their elasticity, their former and normal straight lines

The lower or free ends of the springs form elastic legs or extensions, which are connected laterally, or circumferentially, as it were, by a tape, *d*, the ends of which are fastened to the band A at their point or points of intersection.

The angle or backward flare of the lower and free ends of the springs B is determined by the point at which, in their length, they are fastened to the outer edge of the tension-cloth C. Thus, if the outer edge of the tension-cloth be moved upward and fastened to the springs at points in their lengths nearer to the waist or body-band, then the outward flare of the lower and free ends of the springs would be increased, as shown by the dotted line *e*, in fig. 3. If, on the contrary, the outer edge of the tension-cloth were moved downward and fastened nearer the free ends of the springs, then the outward flare would be diminished, as shown by the dotted line *f*.

The tension-cloth C, being in the form of a lune, determines the height and width of the arcs formed by the springs B when sprung over and restrained in position, and as said cloth, forming the equivalent of a chord of each arc of a circle, gradually diminishes in width from the center or rear of the bustle toward the ends or parts situated over the hips of the wearer, so the arcs formed by the springs gradually diminishes in a like ratio.

Increasing the width of the band A at the middle of its length has the effect of bracing up and preventing the rear springs from drooping or sagging under the weight of the dress, and admits of the use of lighter and more flexible springs than would otherwise be required were the band narrower or of an equal width throughout its entire length.

The lower edge of the band A is in a straight line corresponding to the lowest horizontal line of the waist of the wearer, and the widening of the band at the back or rear part has the effect of raising the upper surface of the bustle somewhat above the small of the waist, which adapts the bustle to a long-waisted person.

To adapt the bustle to a short waist, by making it set lower on the person, the band A is reversed, as represented by the dotted line *g* in fig. 1, leaving the upper edge of the band straight, and so that the band is widened in a downward direction.

What is here claimed, and desired to be secured by Letters Patent, is—

The springs B B, secured each at one end to the lower part of the waistband, thence running up across the band, and being secured to the upper part thereof; thence springing upward and turning over in arched form, and combined with the band by means of a tension-cloth, substantially as herein described.

JOHN BROUGHTON.

Witnesses:

FRED. HAYNES,  
ARTHUR KINNIEB.