



(12) **United States Design Patent**  
**Frederiksen et al.**

(10) **Patent No.:** **US D593,733 S**  
(45) **Date of Patent:** **\*\* Jun. 9, 2009**

(54) **SANDAL**

(76) Inventors: **Ben Frederiksen**, 5486 McFadden Ave.,  
Huntington Beach, CA (US) 92649;  
**Gayle Trenberth**, 5486 McFadden Ave.,  
Huntington Beach, CA (US) 92649

(\*\*) **Term:** **14 Years**

(21) **Appl. No.:** **29/322,788**

(22) **Filed:** **Aug. 12, 2008**

(51) **LOC (9) Cl.** ..... **02-04**

(52) **U.S. Cl.** ..... **D2/917**

(58) **Field of Classification Search** ..... D2/896-900,  
D2/903, 916-925, 946, 952, 969, 971; D28/56;  
36/45, 11.5, 8.1, 7.5, 7.7

See application file for complete search history.

(56) **References Cited**

**U.S. PATENT DOCUMENTS**

1,867,679	A	7/1932	Riehle et al.	
D152,233	S	* 12/1948	Wilson	D2/917
2,506,308	A	5/1950	Maynier	
2,740,207	A	4/1956	Starensier	
2,751,693	A	6/1956	Baker	
2,808,662	A	10/1957	Webb	
4,017,987	A	* 4/1977	Perez et al.	36/11.5
4,207,880	A	6/1980	Zinkovich	
D260,047	S	8/1981	Heinz	
D271,156	S	11/1983	Williamson	
D343,947	S	2/1994	Coito et al.	
D345,045	S	3/1994	Atkins et al.	
D354,843	S	1/1995	Atkins et al.	
5,802,737	A	9/1998	Beppu	
5,870,837	A	2/1999	Poulos	
D409,824	S	5/1999	Byrd	
5,946,823	A	9/1999	Yates	
D419,283	S	1/2000	Coito	

D420,785	S	2/2000	Perez	
6,116,253	A	9/2000	Armstrong	
6,151,801	A	11/2000	Frederiksen et al.	
6,226,893	B1	5/2001	Schlamp et al.	
6,298,580	B1	10/2001	Tadayon	
D456,124	S	4/2002	Ford	
D468,056	S	* 12/2002	Goldberg et al.	D28/56
D473,018	S	4/2003	Ford	
D481,828	S	* 11/2003	Goldberg et al.	D28/56
6,678,971	B2	1/2004	Brooks	
D486,297	S	* 2/2004	Magro	D2/917
D495,123	S	* 8/2004	Wakatake	D2/969
D500,397	S	* 1/2005	Dal Magro et al.	D2/917
D558,959	S	1/2008	Kalinsky	
D564,733	S	3/2008	Leon	
D575,484	S	8/2008	Kalinsky	
D581,148	S	11/2008	Kalinsky	

\* cited by examiner

*Primary Examiner*—Stella M Reid

*Assistant Examiner*—Rashida C McCoy

(74) *Attorney, Agent, or Firm*—Haynes & Boone, LLP.

(57) **CLAIM**

The ornamental design for a sandal, as shown and described.

**DESCRIPTION**

FIG. 1 is an upper left front perspective view of a sandal showing our new design;

FIG. 2 is a front elevation view thereof;

FIG. 3 is a left side elevation view thereof;

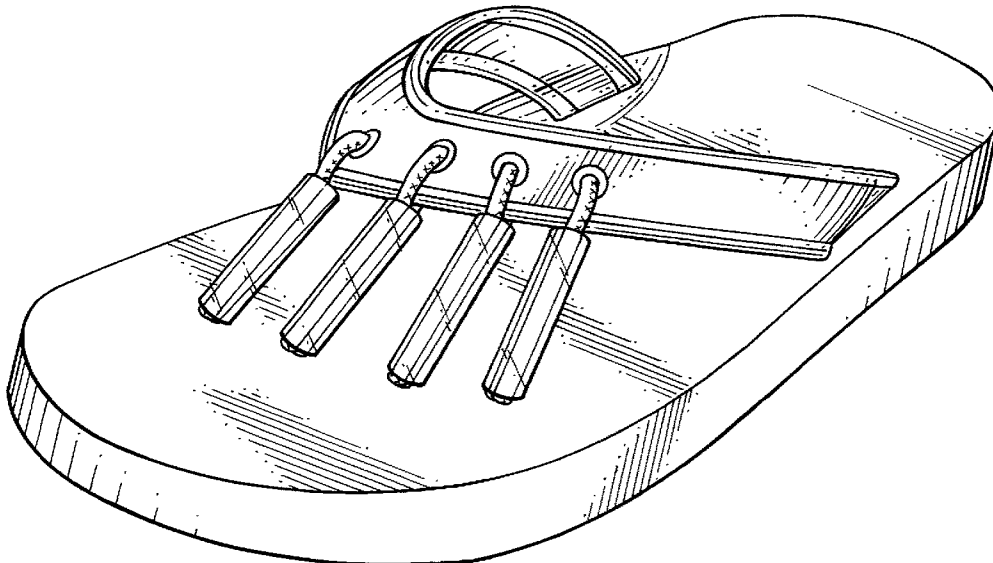
FIG. 4 is a rear elevation view thereof;

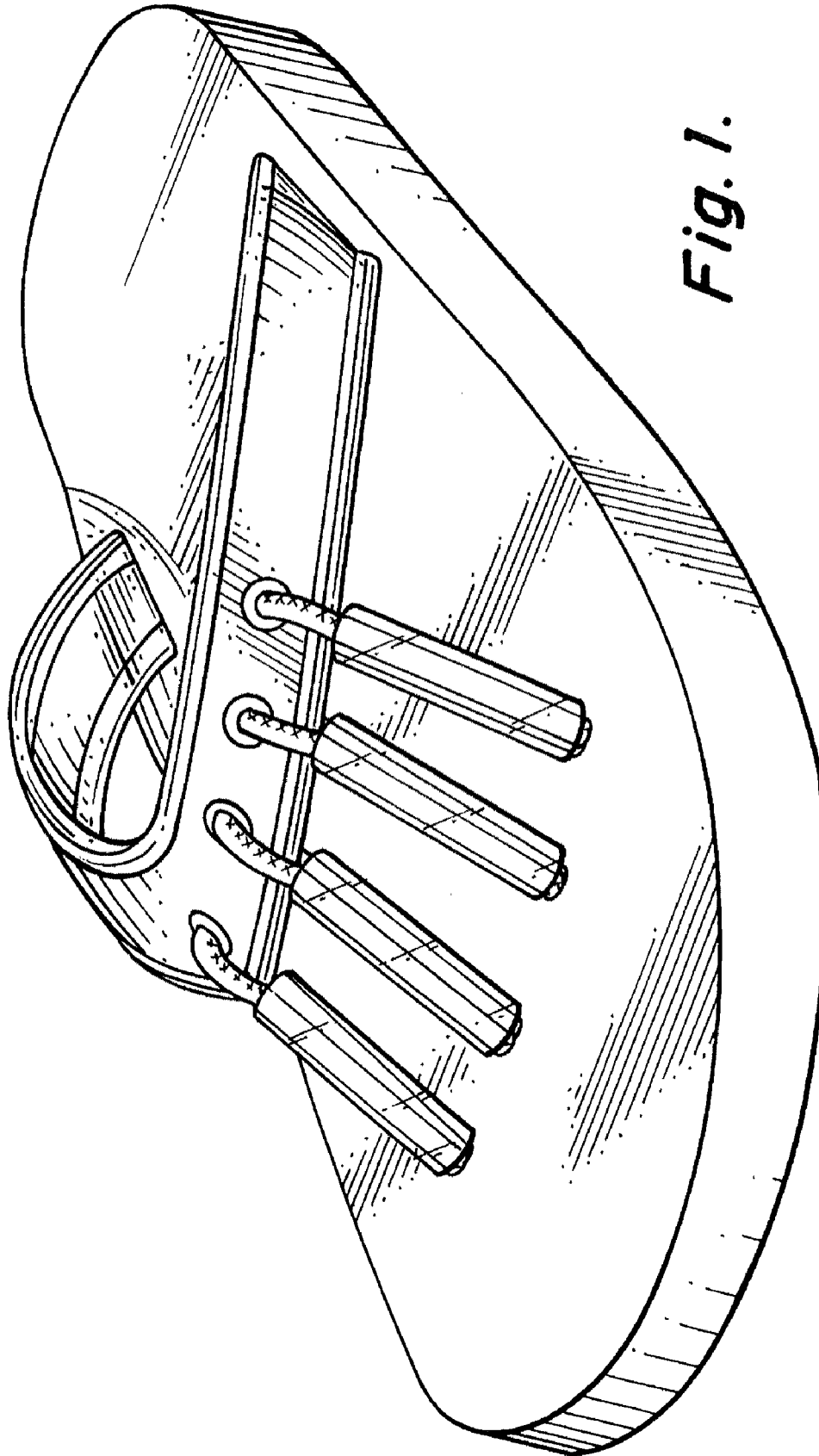
FIG. 5 is a right side elevation view thereof;

FIG. 6 is a top plan view thereof; and,

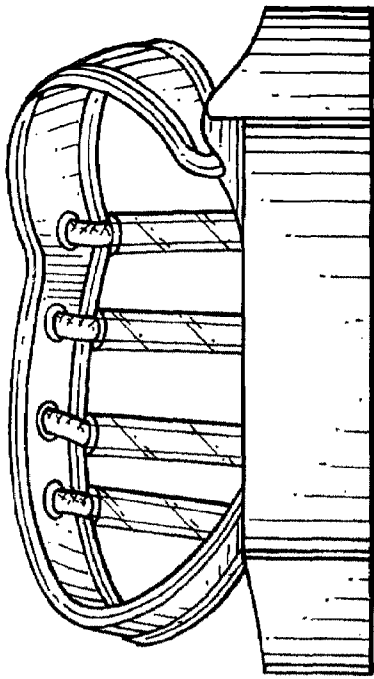
FIG. 7 is a bottom plan view thereof.

**1 Claim, 4 Drawing Sheets**

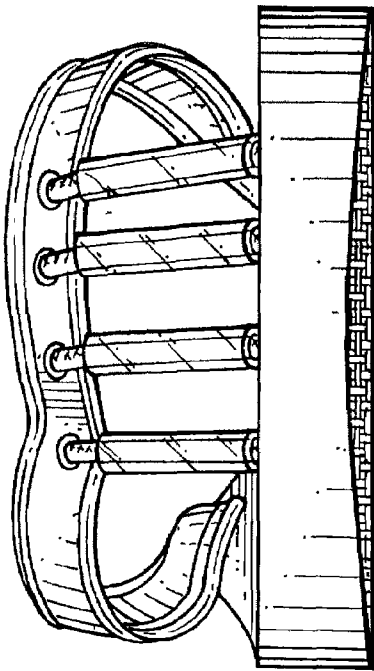




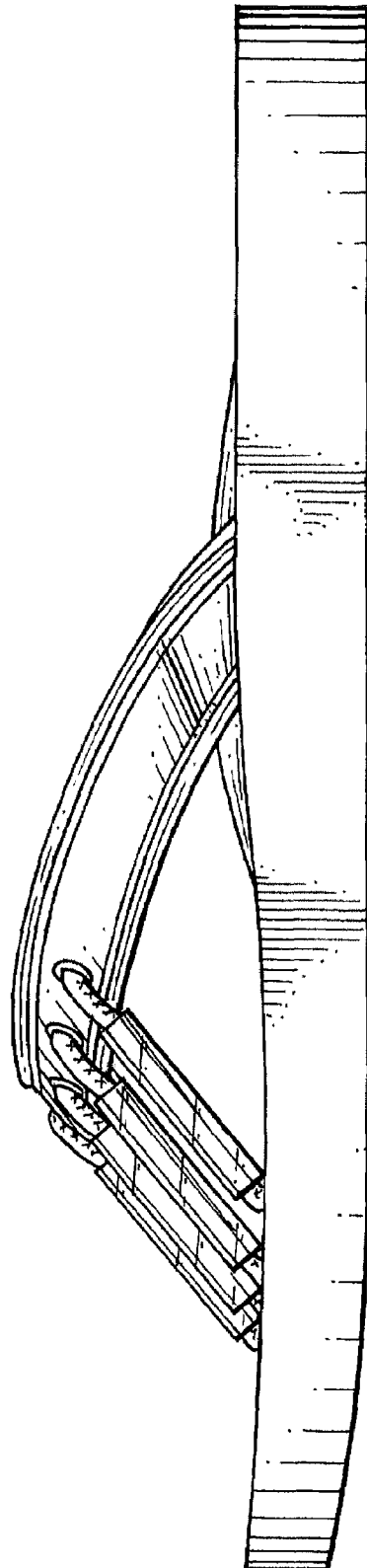
*Fig. 1.*



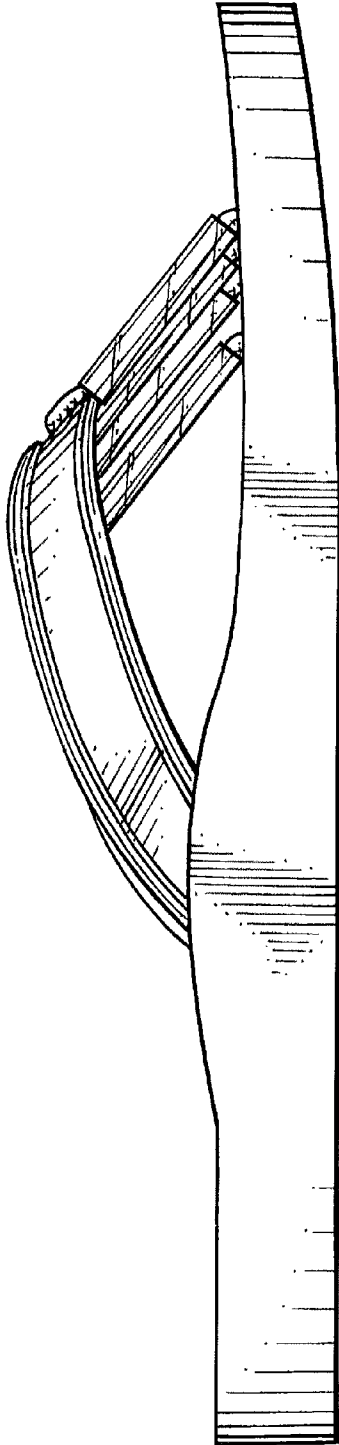
*Fig. 4.*



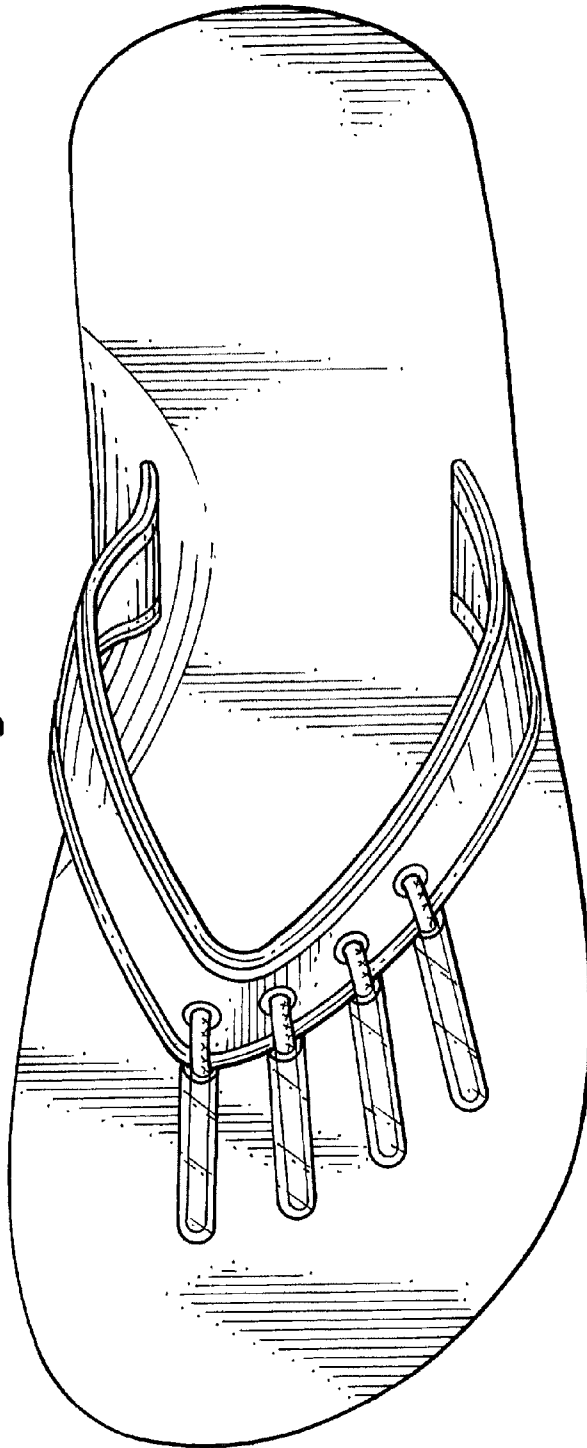
*Fig. 2.*



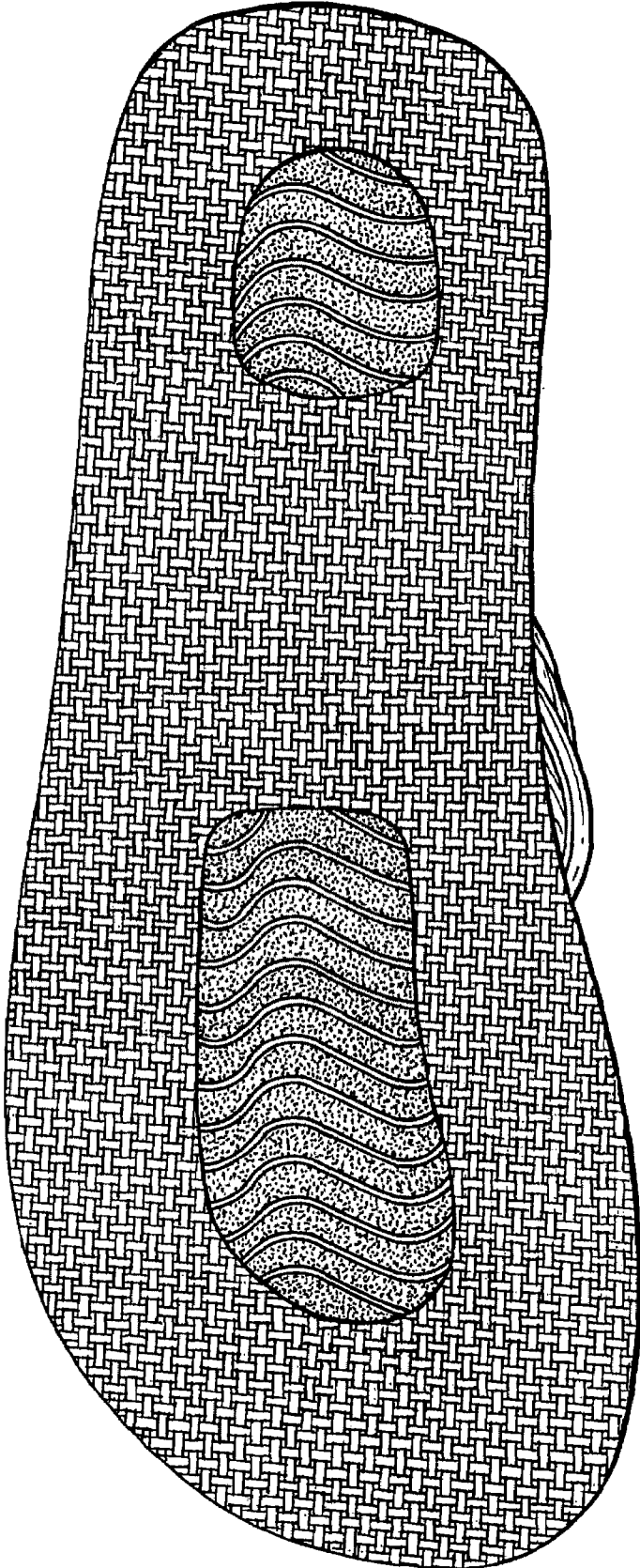
*Fig. 3.*



*Fig. 5.*



*Fig. 6.*



*Fig. 7.*