



US00D735467S

(12) **United States Design Patent**
Rothbucher et al.

(10) **Patent No.:** **US D735,467 S**

(45) **Date of Patent:** **** Aug. 4, 2015**

- (54) **UMBRELLA HANDLE**
- (71) Applicant: **doppler E. Doppler & Co. GmbH**,
Braunau (AT)
- (72) Inventors: **Bernhard Rothbucher**, Salzburg (AT);
Mathias Roher, Linz (AT)
- (73) Assignee: **doppler E. Doppler & Co. GmbH**,
Braunau (AT)

- D415,611 S * 10/1999 Doster D3/12
- D416,525 S * 11/1999 Sacco et al. D12/179
- D491,349 S * 6/2004 Headley D3/12
- D510,061 S * 9/2005 Woods D12/179
- D606,467 S * 12/2009 Ballard et al. D12/179
- D659,379 S * 5/2012 Headley D3/12
- D670,901 S * 11/2012 Rothbucher et al. D3/10

- (**) Term: **14 Years**
- (21) Appl. No.: **29/435,765**
- (22) Filed: **Oct. 28, 2012**

FOREIGN PATENT DOCUMENTS

EM 001110662-0003 * 5/2009

* cited by examiner

Primary Examiner — Cathron Brooks
Assistant Examiner — Catherine Posthauer
(74) *Attorney, Agent, or Firm* — Collard & Roe, P.C.

- (30) **Foreign Application Priority Data**
Apr. 30, 2012 (EM) 002035402-0001
- (51) **LOC (10) Cl.** **03-03**
- (52) **U.S. Cl.**
USPC **D3/12**
- (58) **Field of Classification Search**
USPC D3/5, 10, 12; D8/83, 300, 303;
D12/179; 135/33.2, 32.7
See application file for complete search history.

CLAIM

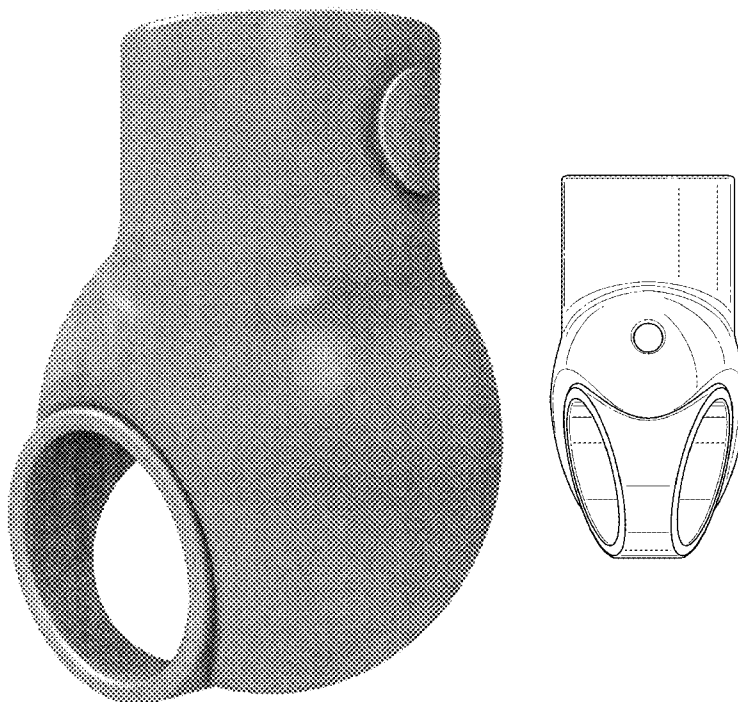
(57) The ornamental design for an umbrella handle, as shown and described.

DESCRIPTION

FIG. 1 is a front and side perspective view of one embodiment of our design for a umbrella handle;
FIG. 2 is a side view thereof;
FIG. 3 is a front view thereof;
FIG. 4 is a side view thereof, opposite the side view shown in FIG. 2;
FIG. 5 is a rear view thereof;
FIG. 6 is a bottom view thereof; and,
FIG. 7 is top view thereof.
The dash-dot-dash broken lines define the bounds of the claimed design and form no part thereof.

- (56) **References Cited**
U.S. PATENT DOCUMENTS
D291,385 S * 8/1987 Selig D3/12
D322,883 S * 1/1992 Cain D3/12
D411,655 S * 6/1999 Tung D3/10

1 Claim, 5 Drawing Sheets






FIG. 1




FIG. 2

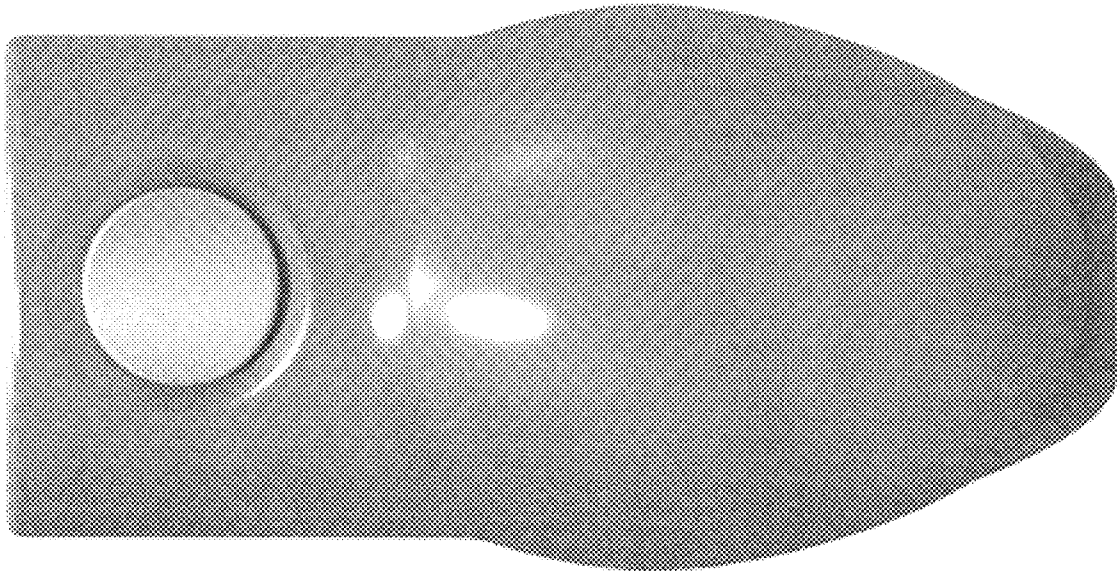


FIG. 3




FIG. 4

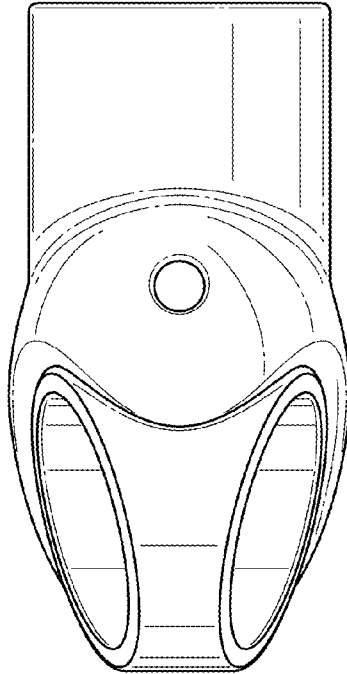


FIG. 5

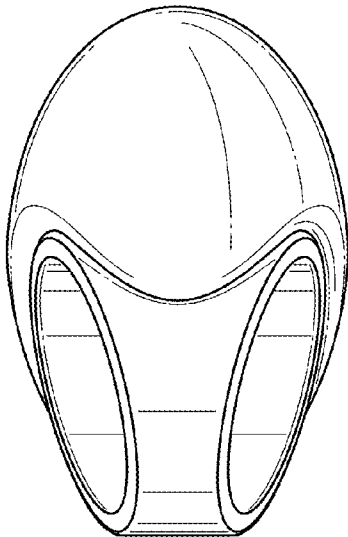


FIG. 6

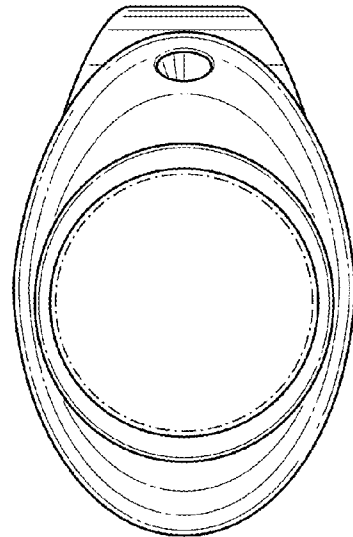


FIG. 7